

**Autodromo Nazionale Monza**  
**International GT Open**  
**Qualifying - 2 Driver - 2**  
**Provisional Results**



Cls	Nº	Entrant/Team	Nat	Driver 1	Nat	Driver 2	Nat	Vehicle	Cat	Cls	Laps	Best	Time	Gap	Interval	Km/h
1	14	Emil Frey Racing	CHE	Norbert Siedler	AUT	<u>Mikaël Grenier</u>	CAN	Lamborghini Huracan GT3 EVO	PRO	1	12	11	1:45.578			197.5
2	59	Teo Martín Motorsport	ESP	Martin Kodrić	HRV	<u>Henrique Chaves</u>	PRT	McLaren 720 s	PRO	2	13	12	1:45.608	0.030	0.030	197.4
3	16	Teo Martín Motorsport	ESP	Marcelo Hahn	BRA	<u>Allam Khodair</u>	BRA	McLaren 720 s	PROAM	1	14	11	1:45.702	0.124	0.094	197.2
4	17	Teo Martín Motorsport	ESP	<u>Fran Rueda</u>	ESP	Andrés Saravia	ITA	McLaren 720 s	PRO	3	10	8	1:45.902	0.324	0.200	196.9
5	63	Emil Frey Racing	CHE	Albert Costa	ESP	<u>Giacomo Altoè</u>	ITA	Lamborghini Huracan GT3 EVO	PRO	4	11	8	1:46.129	0.551	0.227	196.5
6	20	SPS Automotive Performance	DEU	Valentin Pierburg	DEU	<u>Tom Onslow-Cole</u>	GBR	Mercedes AMG GT3	PROAM	2	12	11	1:46.470	0.892	0.341	195.8
7	6	Antonelli MotorSport	ITA	Loris Spinelli	ITA	<u>Riccardo Agostini</u>	ITA	Mercedes AMG GT3	PRO	5	13	8	1:46.761	1.183	0.291	195.3
8	96	Optimum Motorsport	GBR	<u>Oliver Wilkinson</u>	GBR	Darren Turner	GBR	Aston Martin GT3 AMR MY2019	PRO	6	12	12	1:46.828	1.250	0.067	195.2
9	66	Vincenzo Sospiri Racing	ITA	Frederik Schandorff	DNK	<u>Tuomas Tujula</u>	FIN	Lamborghini Huracan GT3 EVO	PROAM	3	15	13	1:46.841	1.263	0.013	195.1
10	25	HTP Motorsport	DEU	Alexander Hrachowina	AUT	<u>Martin Konrad</u>	AUT	Mercedes AMG GT3	AM	1	14	12	1:46.858	1.280	0.017	195.1
11	10	SPS Automotive Performance	DEU	<u>Miguel Ramos</u>	PRT	Fabrizio Crestani	ITA	Mercedes AMG GT3	PRO	7	13	12	1:47.159	1.581	0.301	194.6
12	90	Raton Racing by Target	ITA	Christoph Lenz	CHE	<u>Alberto Di Folco</u>	ITA	Lamborghini Huracan GT3 EVO	PROAM	4	15	11	1:47.278	1.700	0.119	194.3
13	31	Frikadelli Racing	DEU	Klaus Abbelen	DEU	<u>Thomas Preining</u>	AUT	Porsche GT3 R	PROAM	5	10	4	1:47.416	1.838	0.138	194.1
14	51	Spirit of Race	ITA	Francesco Piovonetti	PRI	<u>Oswaldo Negri</u>	BRA	Ferrari 488 GT3	AM	2	13	12	1:47.599	2.021	0.183	193.8
15	12	Ombra Racing	ITA	Federico Leo	ITA	<u>Najiy Razak</u>	MYS	Lamborghini Huracan GT3 EVO	PRO	8	10	8	1:47.725	2.147	0.126	193.5
16	8	Antonelli MotorSport	ITA	Giuseppe Cipriani	ITA			Mercedes AMG GT3	AM	3	14	12	1:48.055	2.477	0.330	193.0
17	27	Lazarus Racing	ITA	<u>Eliseo Martínez</u>	ARG	Andrzej Lewandowski	ESP	Lamborghini Huracan GT3 EVO	AM	4	12	10	1:48.107	2.529	0.052	192.9
18	19	Raton Racing by Target	ITA	<u>Jiatong Liang</u>	CHN	Raffaele Giammaria	ITA	Lamborghini Huracan GT3 EVO	PROAM	6	15	14	1:48.354	2.776	0.247	192.4
19	21	Spirit of Race	ITA	<u>Duncan Cameron</u>	GBR	Matt Griffin	IRL	Ferrari 488 GT3	PROAM	7	15	8	1:48.374	2.796	0.020	192.4
20	99	Sports and You	PRT	António Coimbra	PRT	<u>Luis Silva</u>	PRT	Mercedes AMG GT3	AM	5	12	11	1:48.660	3.082	0.286	191.9

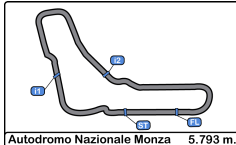
CAR 59 TIME 3:11.990 DELETED TRACK LIMITS AT T 11 - TIME 1:46.259 DELETED TRACK LIMITS AT T 11  
 CAR 99 TIME 5:30.430 DELETED TRACK LIMITS AT T 10 - TIME 1:50.330 DELETED TRACK LIMITS AT T 10  
 CAR 31 TIME 1:47.591 DELETED TRACK LIMITS AT T 11 - TIME 1:54.439 DELETED TRACK LIMITS AT T 11  
 CAR 90 TIME 1:52.406 DELETED TRACK LIMITS AT T 11 - TIME 1:48.977 DELETED TRACK LIMITS AT T 11

Published at:.....

Track Temp: 13.4 °C    Air Temp: 13.3 °C    Humidity: 93 %    Track Status: DRY

Stewards:	Race Director:	Timekeeper: 
-----------	----------------	---





**Autodromo Nazionale Monza**  
**International GT Open**  
**Qualifying - 2 Driver - 2**  
**Provisional Results by Class**



Autodromo Nazionale Monza 5.793 m.

Cls	Nº	Entrant/Team	Nat	Driver 1	Nat	Driver 2	Nat	Vehicle	Cat	Cls	Laps	Best	Time	Gap	Interval	Km/h
<b>PRO</b>																
1	14	Emil Frey Racing	CHN	Norbert Siedler	HRV	<u>Mikaël Grenier</u>	CAN	Lamborghini Huracan GT3 EVO	PRO	1	12	11	1:45.578			197.5
2	59	Teo Martín Motorsport	ESP	Martin Kodrić	HRV	<u>Henrique Chaves</u>	PRT	McLaren 720 s	PRO	2	13	12	1:45.608	0.030	0.030	197.4
3	17	Teo Martín Motorsport	ESP	<u>Fran Rueda</u>	ESP	Andrés Saravia	ITA	McLaren 720 s	PRO	3	10	8	1:45.902	0.324	0.294	196.9
4	63	Emil Frey Racing	CHN	Albert Costa	ESP	<u>Giacomo Altoè</u>	ITA	Lamborghini Huracan GT3 EVO	PRO	4	11	8	1:46.129	0.551	0.227	196.5
5	6	Antonelli MotorSport	ITA	Loris Spinelli	ITA	<u>Riccardo Agostini</u>	ITA	Mercedes AMG GT3	PRO	5	13	8	1:46.761	1.183	0.632	195.3
6	96	Optimum Motorsport	GBR	<u>Oliver Wilkinson</u>	GBR	Darren Turner	GBR	Aston Martin GT3 AMR MY2019	PRO	6	12	12	1:46.828	1.250	0.067	195.2
7	10	SPS Automotive Performance	DEU	<u>Miguel Ramos</u>	PRT	Fabrizio Crestani	ITA	Mercedes AMG GT3	PRO	7	13	12	1:47.159	1.581	0.331	194.6
8	12	Ombra Racing	ITA	Federico Leo	ITA	<u>Najiy Razak</u>	MYS	Lamborghini Huracan GT3 EVO	PRO	8	10	8	1:47.725	2.147	0.566	193.5
<b>PROAM</b>																
1	16	Teo Martín Motorsport	ESP	Marcelo Hahn	BRA	<u>Allam Khodair</u>	BRA	McLaren 720 s	PROAM	1	14	11	1:45.702			197.2
2	20	SPS Automotive Performance	DEU	Valentin Pierburg	DEU	<u>Tom Onslow-Cole</u>	GBR	Mercedes AMG GT3	PROAM	2	12	11	1:46.470	0.768	0.768	195.8
3	66	Vincenzo Sospiri Racing	ITA	Frederik Schandorff	DNK	<u>Tuomas Tujula</u>	FIN	Lamborghini Huracan GT3 EVO	PROAM	3	15	13	1:46.841	1.139	0.371	195.1
4	90	Raton Racing by Target	ITA	Christoph Lenz	CHE	<u>Alberto Di Folco</u>	ITA	Lamborghini Huracan GT3 EVO	PROAM	4	15	11	1:47.278	1.576	0.437	194.3
5	31	Frikadelli Racing	DEU	Klaus Abbelen	DEU	<u>Thomas Preining</u>	AUT	Porsche GT3 R	PROAM	5	10	4	1:47.416	1.714	0.138	194.1
6	19	Raton Racing by Target	ITA	<u>Jiatong Liang</u>	CHN	Raffaele Giammaria	ITA	Lamborghini Huracan GT3 EVO	PROAM	6	15	14	1:48.354	2.652	0.938	192.4
7	21	Spirit of Race	ITA	<u>Duncan Cameron</u>	GBR	Matt Griffin	IRL	Ferrari 488 GT3	PROAM	7	15	8	1:48.374	2.672	0.020	192.4
<b>AM</b>																
1	25	HTP Motorsport	DEU	Alexander Hrachowina	AUT	<u>Martin Konrad</u>	AUT	Mercedes AMG GT3	AM	1	14	12	1:46.858			195.1
2	51	Spirit of Race	ITA	Francesco Piovanetti	PRI	<u>Oswaldo Negri</u>	BRA	Ferrari 488 GT3	AM	2	13	12	1:47.599	0.741	0.741	193.8
3	8	Antonelli MotorSport	ITA	Giuseppe Cipriani	ITA			Mercedes AMG GT3	AM	3	14	12	1:48.055	1.197	0.456	193.0
4	27	Lazarus Racing	ITA	<u>Eliseo Martínez</u>	ARG	Andrzej Lewandowski	ESP	Lamborghini Huracan GT3 EVO	AM	4	12	10	1:48.107	1.249	0.052	192.9
5	99	Sports and You	PRT	António Coimbra	PRT	<u>Luis Silva</u>	PRT	Mercedes AMG GT3	AM	5	12	11	1:48.660	1.802	0.553	191.9

Published at:.....

Track Temp: 13.4 °C    Air Temp: 13.3 °C    Humidity: 93 %    Track Status: DRY

<b>Stewards:</b>	<b>Race Director:</b>	<b>Timekeeper:</b>
------------------	-----------------------	--------------------





**Autodromo Nazionale Monza**  
**International GT Open**  
**Qualifying - 2 Driver - 2**  
**Lap Analysis**



6							12						
PRO							PRO						
Lap	D	Time	Sector 1	Sector 2	Sector 3	T. Spd	Lap	D	Time	Sector 1	Sector 2	Sector 3	T. Spd
1	2	10:07:44.273	10:06:27.114	38.780	38.379	206.5	1	2	10:08:27.503	10:07:10.837	38.432	38.234	210.1
2	2	1:49.363	34.820	36.908	37.635	274.8	2	2	1:49.988	35.035	37.457	37.496	270.6
3	2	1:48.875	34.579	36.815	37.481	274.1	3	2	1:48.849	34.542	37.107	37.200	273.4
4	2	1:54.993 P	34.633	37.029	43.331	273.4	4	2	1:48.392	34.558	36.897	36.937	274.1
5	2	3:44.353	2:21.209	44.207	38.937	188.4	5	2	1:56.069 P	34.498	37.170	44.401	276.2
6	2	1:47.986	34.584	36.584	36.818	275.5	6	2	10:42.760	9:28.342	37.232	37.186	212.1
7	2	1:46.878	34.312	36.123	36.443	276.2	7	2	1:47.958	34.601	36.481	36.876	273.4
8	2	<b>1:46.761</b>	<b>33.978</b>	36.327	36.456	277.6	8	2	<b>1:47.725</b>	<b>34.422</b>	36.491	<b>36.812</b>	274.1
9	2	1:52.543 P	34.215	36.271	42.057	274.8	9	2	1:48.191	34.577	36.758	36.856	274.8
10	2	4:28.440	3:09.966	41.001	37.473	165.3	10	2	2:05.642 P	34.536	<b>36.461</b>	54.645	274.1
11	2	1:46.804	34.225	36.052	36.527	276.9	11	2	1:46.839	34.409	36.006	<b>36.424</b>	275.5
12	2	1:46.839	34.409	36.006	<b>36.424</b>	275.5	12	2	2:01.699 P	34.096	<b>35.989</b>	51.614	276.2
13	2	2:01.699 P	34.096	<b>35.989</b>	51.614	276.2	13	2	2:01.699 P	34.096	<b>35.989</b>	51.614	276.2

8							14						
AM							PRO						
Lap	D	Time	Sector 1	Sector 2	Sector 3	T. Spd	Lap	D	Time	Sector 1	Sector 2	Sector 3	T. Spd
1	2	10:07:26.565	10:05:58.631	45.108	42.826	148.7	1	2	10:08:21.899	10:07:06.572	37.933	37.394	201.8
2	2	1:54.658	35.577	38.306	40.775	255.9	2	2	1:47.644	34.440	36.219	36.985	274.1
3	2	1:51.230	35.021	37.770	38.439	274.8	3	2	1:46.518	34.256	36.004	36.258	275.5
4	2	2:02.074 P	36.190	39.857	46.027	270.6	4	2	1:46.473	34.225	35.855	36.393	275.5
5	2	3:25.227	2:05.936	41.314	37.977	211.7	5	2	1:46.496	34.177	35.996	36.323	275.5
6	2	1:48.838	34.534	36.971	37.333	275.5	6	2	1:46.869	34.137	36.046	36.686	275.5
7	2	1:49.329	34.679	37.105	37.545	274.8	7	2	1:54.519 P	34.632	36.645	43.242	272.7
8	2	1:48.626	34.561	36.839	37.226	274.8	8	2	7:40.656	6:20.599	40.938	39.119	213.0
9	2	1:55.876 P	34.459	36.988	44.429	275.5	9	2	1:46.311	34.043	35.992	36.276	275.5
10	2	2:57.820	1:42.118	37.612	38.090	214.7	10	2	1:45.866	33.845	<b>35.799</b>	36.222	277.6
11	2	1:48.160	34.431	<b>36.758</b>	<b>36.971</b>	275.5	11	2	<b>1:45.578</b>	<b>33.638</b>	35.805	<b>36.135</b>	279.0
12	2	<b>1:48.055</b>	<b>34.192</b>	36.784	37.079	276.9	12	2	2:04.601 P	33.829	35.924	54.848	278.3
13	2	1:48.766	34.267	37.019	37.480	277.6	13	2	1:48.766	34.267	37.019	37.480	277.6
14	2	2:09.087 P	34.336	38.127	56.624	278.3	14	2	2:09.087 P	34.336	38.127	56.624	278.3

10							16						
PRO							PROAM						
Lap	D	Time	Sector 1	Sector 2	Sector 3	T. Spd	Lap	D	Time	Sector 1	Sector 2	Sector 3	T. Spd
1	1	10:07:39.564	10:06:01.861	51.340	46.363	156.0	1	2	10:07:11.436	10:05:53.589	39.880	37.967	166.9
2	1	1:56.560	35.543	39.105	41.912	254.7	2	2	1:48.558	34.608	36.860	37.090	274.1
3	1	2:02.257 P	35.105	37.592	49.560	275.5	3	2	1:54.160 P	34.222	36.713	43.225	276.9
4	1	3:29.590	2:14.405	37.634	37.551	214.7	4	2	3:32.306	2:18.163	37.221	36.922	210.1
5	1	1:49.295	34.475	37.592	37.228	276.9	5	2	1:46.112	33.755	36.117	36.240	278.3
6	1	1:47.939	34.432	36.594	36.913	276.9	6	2	1:47.054	33.994	36.106	36.954	280.5
7	1	1:47.572	34.289	36.595	36.688	277.6	7	2	1:46.188	33.888	35.967	36.333	279.7
8	1	1:58.611 P	34.346	36.553	47.712	278.3	8	2	1:46.892	33.798	36.605	36.489	279.0
9	1	5:17.321	3:57.692	39.673	39.956	199.2	9	2	1:53.324 P	33.875	36.017	43.432	279.0
10	1	1:48.884	34.162	37.620	37.102	277.6	10	2	4:01.541	2:43.236	39.988	38.317	203.3
11	1	1:47.177	<b>34.129</b>	36.506	36.542	278.3	11	2	<b>1:45.702</b>	33.709	<b>35.820</b>	<b>36.173</b>	279.0
12	1	<b>1:47.159</b>	34.174	<b>36.459</b>	<b>36.526</b>	278.3	12	2	1:50.044	33.656	35.975	40.413	279.7
13	1	2:21.406 P	39.120	45.095	57.191	277.6	13	2	1:45.858	<b>33.589</b>	35.885	36.384	280.5
							14	2	2:14.989 P	33.671	43.995	57.323	280.5





**Autodromo Nazionale Monza**  
**International GT Open**  
**Qualifying - 2 Driver - 2**  
**Lap Analysis**



**17** 1 Fran Rueda McLaren 720 s **21** 1 Duncan Cameron Ferrari 488 GT3  
 PRO 2 Andrés Saravia Teo Martin Motorsport PROAM 2 Matt Griffin Spirit of Race

Lap	D	Time	Sector 1	Sector 2	Sector 3	T. Spd	Elapsed	Lap	D	Time	Sector 1	Sector 2	Sector 3	T. Spd	Elapsed
1	1	10:14:23.777	10:13:09.042	37.258	37.477	203.3	10:14:23.777	1	1	10:07:28.723	10:06:05.267	40.789	42.667	210.9	10:07:28.723
2	1	1:47.043	33.984	36.259	36.800	276.2	10:16:10.820	2	1	1:51.072	35.299	37.626	38.147	273.4	10:09:19.795
3	1	1:47.482	33.928	36.620	36.934	279.0	10:17:58.302	3	1	1:49.548	34.541	37.283	37.724	277.6	10:11:09.343
4	1	1:46.224	33.820	36.030	36.374	276.9	10:19:44.526	4	1	1:53.922	34.572	38.241	41.109	277.6	10:13:03.265
5	1	1:46.305	33.813	36.032	36.460	276.9	10:21:30.831	5	1	1:55.907 P	34.910	37.185	43.812	276.2	10:14:59.172
6	1	1:53.657 P	34.267	36.585	42.805	274.8	10:23:24.488	6	1	3:08.829	1:48.448	39.227	41.154	172.2	10:18:08.001
7	1	5:08.548	3:49.843	40.792	37.913	217.7	10:28:33.036	7	1	1:49.061	34.431	37.354	37.276	276.2	10:19:57.062
8	1	<b>1:45.902</b>	33.834	<b>35.902</b>	<b>36.166</b>	278.3	10:30:18.938	8	1	<b>1:48.374</b>	34.334	36.708	37.332	275.5	10:21:45.436
9	1	1:46.230	33.692	36.263	36.275	280.5	10:32:05.168	9	1	1:48.833	34.483	36.780	37.570	274.8	10:23:34.269
10	1	2:03.138 P	<b>33.655</b>	36.073	53.410	279.7	10:34:08.306	10	1	1:48.632	34.418	36.831	37.383	273.4	10:25:22.901

**19** 1 Jiatong Liang Lamborghini Huracan GT3 EVO  
 PROAM 2 Raffaele Giammaria Raton Racing by Target

Lap	D	Time	Sector 1	Sector 2	Sector 3	T. Spd	Elapsed	Lap	D	Time	Sector 1	Sector 2	Sector 3	T. Spd	Elapsed
1	1	10:07:25.984	10:06:01.211	41.438	43.335	208.8	10:07:25.984	11	1	1:48.405	34.428	36.778	<b>37.199</b>	274.8	10:27:11.306
2	1	1:53.036	34.878	37.396	40.762	258.3	10:09:19.020	12	1	1:58.296	36.773	41.710	39.813	242.1	10:29:09.602
3	1	1:49.364	34.549	37.121	37.694	274.1	10:11:08.384	13	1	1:48.467	<b>34.326</b>	36.883	37.258	276.2	10:30:58.069
4	1	1:56.273	35.250	37.630	43.393	274.8	10:13:04.657	14	1	1:48.678	34.455	<b>36.699</b>	37.524	276.2	10:32:46.747
5	1	1:49.774	34.726	36.828	38.220	276.9	10:14:54.431	15	1	2:15.163 P	34.514	43.517	57.132	275.5	10:35:01.910
6	1	1:49.185	34.696	36.881	37.608	274.1	10:16:43.616								
7	1	1:48.701	34.388	36.820	37.493	275.5	10:18:32.317	<b>25</b>	1	Alexander Hrachowina Mercedes AMG GT3					
8	1	1:59.811 P	34.409	38.228	47.174	275.5	10:20:32.128	AM	2	Martin Konrad HTP Motorsport					
9	1	3:04.340	1:48.416	37.984	37.940	213.4	10:23:36.468								
10	1	1:48.495	34.370	36.801	37.324	275.5	10:25:24.963								
11	1	1:49.309	34.404	37.089	37.816	276.2	10:27:14.272								
12	1	1:51.757	34.592	38.833	38.332	276.2	10:29:06.029								
13	1	1:49.839	<b>34.280</b>	36.736	38.823	274.8	10:30:55.868								
14	1	<b>1:48.354</b>	34.358	<b>36.712</b>	<b>37.284</b>	274.8	10:32:44.222								
15	1	2:15.450 P	34.339	44.961	56.150	274.8	10:34:59.672								

**20** 1 Valentin Pierburg Mercedes AMG GT3  
 PROAM 2 Tom Onslow-Cole SPS Automotive Performance

Lap	D	Time	Sector 1	Sector 2	Sector 3	T. Spd	Elapsed	Lap	D	Time	Sector 1	Sector 2	Sector 3	T. Spd	Elapsed
1	2	10:08:07.609	10:06:52.202	37.981	37.426	209.3	10:08:07.609	11	2	1:46.958	<b>34.088</b>	36.344	36.526	276.9	10:29:41.054
2	2	1:47.803	34.414	36.569	36.820	272.0	10:09:55.412	12	2	<b>1:46.858</b>	34.088	36.226	36.544	276.9	10:31:27.912
3	2	1:50.795	37.080	36.880	36.835	273.4	10:11:46.207	13	2	1:47.418	34.220	<b>36.219</b>	36.979	277.6	10:33:15.330
4	2	1:47.557	34.378	36.430	36.749	272.7	10:13:33.764	14	2	2:41.649 P	48.258	49.944	1:03.447	127.0	10:35:56.979
5	2	1:47.261	34.250	36.419	36.592	273.4	10:15:21.025								
6	2	1:47.214	34.311	36.166	36.737	273.4	10:17:08.239	<b>27</b>	1	Eliseo Martínez Lamborghini Huracan GT3 EVO					
7	2	1:55.160 P	34.438	36.711	44.011	274.1	10:19:03.399	AM	2	Andrzej Lewandowski Lazarus Racing					
8	2	8:16.418	7:00.877	37.946	37.595	82.3	10:27:19.817								
9	2	1:53.887	34.403	37.440	42.044	272.7	10:29:13.704								
10	2	1:51.615	36.754	37.457	37.404	250.5	10:31:05.319								
11	2	<b>1:46.470</b>	34.032	<b>36.001</b>	<b>36.437</b>	275.5	10:32:51.789								
12	2	2:13.878 P	<b>33.971</b>	43.124	56.783	274.8	10:35:05.667								

Lap	D	Time	Sector 1	Sector 2	Sector 3	T. Spd	Elapsed
1	1	10:07:13.560	10:05:53.172	41.213	39.175	148.3	10:07:13.560
2	1	1:50.569	35.158	37.640	37.771	263.4	10:09:04.129
3	1	1:58.030 P	35.326	37.940	44.764	273.4	10:11:02.159
4	1	3:00.738	1:40.776	38.690	41.272	200.0	10:14:02.897
5	1	1:49.447	34.900	36.885	37.662	274.1	10:15:52.344
6	1	1:48.608	34.692	36.763	37.153	274.1	10:17:40.952
7	1	1:56.306 P	34.859	37.044	44.403	272.0	10:19:37.258
8	1	7:06.760	5:51.293	37.667	37.800	208.8	10:26:44.018
9	1	1:50.825	34.667	<b>36.683</b>	39.475	271.3	10:28:34.843
10	1	<b>1:48.107</b>	<b>34.514</b>	36.774	<b>36.819</b>	274.1	10:30:22.950
11	1	1:49.763	35.190	37.118	37.455	230.2	10:32:12.713
12	1	2:05.067 P	35.698	36.895	52.474	272.7	10:34:17.780





**Autodromo Nazionale Monza**  
**International GT Open**  
**Qualifying - 2 Driver - 2**  
**Lap Analysis**



31							63								
1 Klaus Abbelen			Porsche GT3 R				1 Albert Costa			Lamborghini Huracan GT3 EVO					
PROAM			Frikadelli Racing				PRO			Emil Frey Racing					
2 Thomas Preining							2 Giacomo Altoè								
Lap	D	Time	Sector 1	Sector 2	Sector 3	T. Spd	Elapsed	Lap	D	Time	Sector 1	Sector 2	Sector 3	T. Spd	Elapsed
1	2	10:08:57.621	10:07:40.092	37.899	39.630	208.0	10:08:57.621	1	2	10:08:44.771	10:07:18.635	42.700	43.436	173.0	10:08:44.771
2	2	1:47.802	34.441	36.478	36.883	270.6	10:10:45.423	2	2	1:47.127	34.245	36.382	36.500	273.4	10:10:31.898
3	2	1:47.601	34.474	36.371	36.756	268.6	10:12:33.024	3	2	1:46.925	34.209	36.289	36.427	276.2	10:12:18.823
4	2	1:47.416	34.494	36.216	36.706	269.3	10:14:20.440	4	2	1:46.603	34.245	36.142	36.216	273.4	10:14:05.426
5	2	1:56.337 P	35.206	37.140	43.991	251.1	10:16:16.777	5	2	1:46.210	34.033	35.903	36.274	276.2	10:15:51.636
6	2	5:45.615	4:30.677	37.360	37.578	212.1	10:22:02.392	6	2	1:52.729 P	34.364	36.071	42.294	276.2	10:17:44.365
7	2	1:48.330	34.575	36.735	37.020	268.6	10:23:50.722	7	2	8:45.638	7:32.363	36.479	36.796	212.5	10:26:30.003
8	2	1:54.257	34.553	36.677	43.027	268.6	10:25:44.979	8	2	1:46.129	34.121	35.861	36.147	274.1	10:28:16.132
9	2	1:47.594	34.333	36.354	36.904	272.0	10:27:32.570	9	2	1:46.183	34.044	35.928	36.211	273.4	10:30:02.315
10	2	1:54.439 P	34.371	36.681	43.387	272.0	10:29:27.009	10	2	1:46.968	34.398	36.003	36.567	274.8	10:31:49.283
51							66								
1 Francesco Piovanetti			Ferrari 488 GT3				1 Frederik Schandorff			Lamborghini Huracan GT3 EVO					
AM			Spirit of Race				PROAM			Vincenzo Sospiri Racing					
2 Oswaldo Negri							2 Tuomas Tujula								
Lap	D	Time	Sector 1	Sector 2	Sector 3	T. Spd	Elapsed	Lap	D	Time	Sector 1	Sector 2	Sector 3	T. Spd	Elapsed
1	2	10:07:17.710	10:05:58.210	40.099	39.401	161.9	10:07:17.710	1	2	10:07:35.191 P	10:05:56.100	47.939	51.152	150.4	10:07:35.191
2	2	1:51.059	34.985	38.040	38.034	272.0	10:09:08.769	2	2	2:39.218	1:24.615	37.251	37.352	210.9	10:10:14.409
3	2	1:50.088	34.835	37.526	37.727	274.1	10:10:58.857	3	2	1:48.636	34.526	37.011	37.099	274.1	10:12:03.045
4	2	1:55.811 P	34.661	37.357	43.793	273.4	10:12:54.668	4	2	1:48.218	34.654	36.566	36.998	275.5	10:13:51.263
5	2	3:54.016	2:37.459	38.736	37.821	118.8	10:16:48.684	5	2	1:47.897	34.323	36.511	37.063	276.2	10:15:39.160
6	2	1:48.825	34.503	37.069	37.253	274.8	10:18:37.509	6	2	1:51.156	34.344	39.381	37.431	275.5	10:17:30.316
7	2	1:48.352	34.481	36.783	37.088	274.8	10:20:25.861	7	2	1:47.853	34.291	36.625	36.937	274.1	10:19:18.169
8	2	1:48.459	34.436	36.941	37.082	274.1	10:22:14.320	8	2	1:54.140 P	34.248	36.740	43.152	275.5	10:21:12.309
9	2	1:47.911	34.320	36.767	36.824	275.5	10:24:02.231	9	2	2:44.568	1:27.227	39.809	37.532	212.5	10:23:56.877
10	2	1:48.143	34.441	36.757	36.945	275.5	10:25:50.374	10	2	1:47.139	34.171	36.243	36.725	274.8	10:25:44.016
11	2	1:47.815	34.413	36.597	36.805	276.2	10:27:38.189	11	2	1:47.038	34.179	36.213	36.646	277.6	10:27:31.054
12	2	1:47.599	34.327	36.516	36.756	276.9	10:29:25.788	12	2	1:52.828	34.259	40.754	37.815	279.7	10:29:23.882
13	2	1:57.676 P	34.801	37.854	45.021	252.3	10:31:23.464	13	2	1:46.841	34.166	36.135	36.540	276.2	10:31:10.723
59							90								
1 Martin Kodrić			McLaren 720 s				1 Christoph Lenz			Lamborghini Huracan GT3 EVO					
PRO			Teo Martin Motorsport				PROAM			Raton Racing by Target					
2 Henrique Chaves							2 Alberto Di Folco								
Lap	D	Time	Sector 1	Sector 2	Sector 3	T. Spd	Elapsed	Lap	D	Time	Sector 1	Sector 2	Sector 3	T. Spd	Elapsed
1	2	10:07:08.769	10:05:53.111	38.336	37.322	152.1	10:07:08.769	1	2	10:07:25.619	10:06:02.242	40.770	42.607	208.8	10:07:25.619
2	2	1:47.289	34.393	36.345	36.551	273.4	10:08:56.058	2	2	1:50.246	34.770	37.515	37.961	271.3	10:09:15.865
3	2	1:52.892 P	34.117	36.187	42.588	276.9	10:10:48.950	3	2	1:48.127	34.584	36.544	36.999	271.3	10:11:03.992
4	2	1:46.990	34.117	36.187	42.588	276.9	10:10:48.950	4	2	1:47.875	34.428	36.622	36.825	272.7	10:12:51.867
5	2	1:46.259	33.885	35.969	36.405	276.9	10:15:47.199	5	2	1:48.113	34.649	36.402	37.062	272.0	10:14:39.980
6	2	1:46.305	33.931	35.875	36.499	276.2	10:17:33.504	6	2	1:47.930	34.587	36.428	36.915	272.0	10:16:27.910
7	2	1:47.282	33.975	36.507	36.800	276.9	10:19:20.786	7	2	1:47.917	34.606	36.518	36.793	272.7	10:18:15.827
8	2	1:46.767	34.262	36.161	36.344	278.3	10:21:07.553	8	2	1:57.160 P	34.588	37.235	45.337	273.4	10:20:12.987
9	2	1:53.180 P	33.990	36.167	43.023	276.9	10:23:00.733	9	2	2:50.005	1:36.607	36.548	36.850	212.1	10:23:02.992
10	2	5:29.478	4:10.334	40.811	38.333	207.2	10:28:30.211	10	2	1:47.485	34.419	36.404	36.662	272.0	10:24:50.477
11	2	1:45.893	33.769	36.016	36.108	276.9	10:30:16.104	11	2	1:47.278	34.324	36.240	36.714	272.0	10:26:37.755
12	2	1:45.608	33.752	35.826	36.030	277.6	10:32:01.712	12	2	1:47.331	34.465	36.109	36.757	274.1	10:28:25.086
13	2	2:03.726 P	33.611	35.999	54.116	277.6	10:34:05.438	13	2	1:48.406	37.177	37.939	37.290	274.1	10:30:17.492
								14	2	1:48.977	34.338	37.135	37.504	274.8	10:32:06.469
								15	2	2:04.625 P	34.359	36.199	54.067	276.2	10:34:11.094







**Autodromo Nazionale Monza**  
**International GT Open**  
**Qualifying - 2 Driver - 2**  
**Lap Analysis**




**96** 1 Oliver Wilkinson Aston Martin GT3 AMR MY2019  
 PRO 2 Darren Turner Optimum Motorsport

Lap	D	Time	Sector 1	Sector 2	Sector 3	T. Spd	Elapsed
1	1	10:07:17.162	10:05:52.862	41.540	42.760	151.8	10:07:17.162
2	1	2:05.552 P	40.899	39.476	45.177	170.3	10:09:22.714
3	1	2:35.985	1:21.818	37.003	37.164	215.1	10:11:58.699
4	1	1:47.958	34.392	36.877	36.689	276.9	10:13:46.657
5	1	1:47.360	34.060	36.620	36.680	277.6	10:15:34.017
6	1	1:47.388	34.049	36.682	36.657	277.6	10:17:21.405
7	1	1:50.152	34.195	36.839	39.118	277.6	10:19:11.557
8	1	1:55.941 P	34.445	37.143	44.353	276.9	10:21:07.498
9	1	4:35.512	3:15.816	37.767	41.929	204.5	10:25:43.010
10	1	1:47.467	34.130	36.400	36.937	276.2	10:27:30.477
11	1	1:48.642	34.234	36.934	37.474	279.0	10:29:19.119
12	1	<b>1:46.828</b>	<b>34.019</b>	<b>36.162</b>	<b>36.647</b>	279.7	10:31:05.947
13	1		34.104	36.386		280.5	

**99** 1 António Coimbra Mercedes AMG GT3  
 AM 2 Luis Silva Sports and You

Lap	D	Time	Sector 1	Sector 2	Sector 3	T. Spd	Elapsed
1	2	10:08:33.841	10:07:11.477	41.814	40.550	166.4	10:08:33.841
2	2	1:55.820	35.755	41.253	38.812	266.6	10:10:29.661
3	2	1:53.927	35.077	40.553	38.297	271.3	10:12:23.588
4	2	1:53.959	34.879	40.463	38.617	275.5	10:14:17.547
5	2	1:50.982	34.982	37.921	38.079	274.1	10:16:08.529
6	2	1:52.020	35.035	37.726	39.259	271.3	10:18:00.549
7	2	2:00.440 P	34.915	37.812	47.713	274.1	10:20:00.989
8	2	<del>5:30.430</del>	4:14.198	38.196	38.036	183.9	10:25:31.419
9	2	<del>4:50.330</del>	34.637	37.258	38.435	273.4	10:27:21.749
10	2	1:49.456	34.535	36.923	37.998	276.2	10:29:11.205
11	2	<b>1:48.660</b>	<b>34.534</b>	<b>36.720</b>	<b>37.406</b>	277.6	10:30:59.865
12	2	2:10.740 P	34.667	43.913	52.160	278.3	10:33:10.605






**Autodromo Nazionale Monza**  
**International GT Open**  
**Qualifying - 2 Driver - 2**  
**Best Sectors Results**



Sector - 1				Sector - 2				Sector - 3				Ideal Lap vs Best Lap				
Clas	Nº	Driver	Time	Nº	Driver	Time	Nº	Driver	Time	Clas	Nº	Driver	Ideal Lap	Best Lap	Clas	
1	16	Allam Khodair	33.589	14	Mikaël Grenier	35.799	59	Henrique Chaves	36.030	1	59	Henrique Chaves	1:45.467	1:45.608	2	
2	59	Henrique Chaves	33.611	16	Allam Khodair	35.820	14	Mikaël Grenier	36.135	2	14	Mikaël Grenier	1:45.572	1:45.578	1	
3	14	Mikaël Grenier	33.638	59	Henrique Chaves	35.826	63	Giacomo Altoè	36.147	3	16	Allam Khodair	1:45.582	1:45.702	3	
4	17	Fran Rueda	33.655	63	Giacomo Altoè	35.861	17	Fran Rueda	36.166	4	17	Fran Rueda	1:45.723	1:45.902	4	
5	66	Tuomas Tujula	33.854	17	Fran Rueda	35.902	16	Allam Khodair	36.173	5	63	Giacomo Altoè	1:46.041	1:46.129	5	
6	20	Tom Onslow-Cole	33.971	6	Riccardo Agostini	35.989	25	Martin Konrad	36.414	6	6	Riccardo Agostini	1:46.391	1:46.761	7	
7	6	Riccardo Agostini	33.978	20	Tom Onslow-Cole	36.001	6	Riccardo Agostini	36.424	7	66	Tuomas Tujula	1:46.408	1:46.841	9	
8	96	Oliver Wilkinson	34.019	66	Tuomas Tujula	36.014	20	Tom Onslow-Cole	36.437	8	20	Tom Onslow-Cole	1:46.409	1:46.470	6	
9	63	Giacomo Altoè	34.033	90	Alberto Di Folco	36.109	10	Miguel Ramos	36.526	9	25	Martin Konrad	1:46.721	1:46.858	10	
10	25	Martin Konrad	34.088	96	Oliver Wilkinson	36.162	66	Tuomas Tujula	36.540	10	96	Oliver Wilkinson	1:46.828	1:46.828	8	
11	10	Miguel Ramos	34.129	31	Thomas Preining	36.216	96	Oliver Wilkinson	36.647	11	90	Alberto Di Folco	1:47.095	1:47.278	12	
12	8	Giuseppe Cipriani	34.192	25	Martin Konrad	36.219	90	Alberto Di Folco	36.662	12	10	Miguel Ramos	1:47.114	1:47.159	11	
13	19	Jiatong Liang	34.280	10	Miguel Ramos	36.459	31	Thomas Preining	36.706	13	31	Thomas Preining	1:47.255	1:47.416	13	
14	51	Oswaldo Negri	34.320	12	Najiy Razak	36.461	51	Oswaldo Negri	36.756	14	51	Oswaldo Negri	1:47.592	1:47.599	14	
15	90	Alberto Di Folco	34.324	51	Oswaldo Negri	36.516	12	Najiy Razak	36.812	15	12	Najiy Razak	1:47.695	1:47.725	15	
16	21	Duncan Cameron	34.326	27	Eliseo Martínez	36.683	27	Eliseo Martínez	36.819	16	8	Giuseppe Cipriani	1:47.921	1:48.055	16	
17	31	Thomas Preining	34.333	21	Duncan Cameron	36.699	8	Giuseppe Cipriani	36.971	17	27	Eliseo Martínez	1:48.016	1:48.107	17	
18	12	Najiy Razak	34.422	19	Jiatong Liang	36.712	21	Duncan Cameron	37.199	18	21	Duncan Cameron	1:48.224	1:48.374	19	
19	27	Eliseo Martínez	34.514	99	Luis Silva	36.720	19	Jiatong Liang	37.284	19	19	Jiatong Liang	1:48.276	1:48.354	18	
20	99	Luis Silva	34.534	8	Giuseppe Cipriani	36.758	99	Luis Silva	37.406	20	99	Luis Silva	1:48.660	1:48.660	20	





**Autodromo Nazionale Monza**  
**International GT Open**  
**Qualifying - 2 Driver - 2**  
**Best 5 Lap Times**



Cl	N°	Entrant/Team	Nat	Driver 1	Nat	Status	Driver 2	Nat	Status	Vehicle	Cat	Cl	Best 1		Best 2		Best 3		Best 4		Best 5	
													Time	Lap	Time	Lap	Time	Lap	Time	Lap	Time	Lap
1	14	Emil Frey Racing	CH	Norbert Siedler	CH	AUT	<u>Mikaël Grenier</u>	CA	PRO	Lamborghini Huracan GT3 EVO	PRO	1	1:45.578	11	1:45.866	10	1:46.311	9	1:46.473	4	1:46.496	5
2	59	Teo Martín Motorsport	ES	Martin Kodrić	HR	PRV	<u>Henrique Chaves</u>	PT	PRO	McLaren 720 s	PRO	2	1:45.608	12	1:45.893	11	1:46.305	6	1:46.767	8	1:47.282	7
3	16	Teo Martín Motorsport	ES	Marcelo Hahn	BR	PRO	<u>Allam Khodair</u>	BR	PROAM	McLaren 720 s	PROAM	1	1:45.702	11	1:45.858	13	1:46.112	5	1:46.188	7	1:46.892	8
4	17	Teo Martín Motorsport	ES	<u>Fran Rueda</u>	ES	PRO	Andrés Saravia	GT	PRO	McLaren 720 s	PRO	3	1:45.902	8	1:46.224	4	1:46.230	9	1:46.305	5	1:47.043	2
5	63	Emil Frey Racing	CH	Albert Costa	ES	PRO	<u>Giacomo Altoè</u>	IT	PRO	Lamborghini Huracan GT3 EVO	PRO	4	1:46.129	8	1:46.183	9	1:46.210	5	1:46.603	4	1:46.925	3
6	20	SPS Automotive Performance	DE	Valentin Pierburg	DE	PRO	<u>Tom Onslow-Cole</u>	GB	PROAM	Mercedes AMG GT3	PROAM	2	1:46.470	11	1:47.214	6	1:47.261	5	1:47.557	4	1:47.803	2
7	6	Antonelli MotorSport	IT	Loris Spinelli	IT	PRO	<u>Riccardo Agostini</u>	IT	PRO	Mercedes AMG GT3	PRO	5	1:46.761	8	1:46.804	11	1:46.839	12	1:46.878	7	1:47.986	6
8	96	Optimum Motorsport	GB	<u>Oliver Wilkinson</u>	GB	PRO	Darren Turner	GB	PRO	Aston Martin GT3 AMR MY2019	PRO	6	1:46.828	12	1:47.360	5	1:47.388	6	1:47.467	10	1:47.958	4
9	66	Vincenzo Sospiri Racing	IT	Frederik Schandorff	DK	PRO	<u>Tuomas Tujula</u>	FI	PROAM	Lamborghini Huracan GT3 EVO	PROAM	3	1:46.841	13	1:46.923	14	1:47.038	11	1:47.139	10	1:47.853	7
10	25	HTP Motorsport	DE	Alexander Hrachowina	AT	PRO	<u>Martin Konrad</u>	AT	AM	Mercedes AMG GT3	AM	1	1:46.858	12	1:46.958	11	1:47.285	10	1:47.418	13	1:47.426	6
11	10	SPS Automotive Performance	DE	<u>Miguel Ramos</u>	PT	PRO	Fabrizio Crestani	IT	PRO	Mercedes AMG GT3	PRO	7	1:47.159	12	1:47.177	11	1:47.572	7	1:47.939	6	1:48.884	10
12	90	Raton Racing by Target	IT	Christoph Lenz	CH	PRO	<u>Alberto Di Folco</u>	IT	PROAM	Lamborghini Huracan GT3 EVO	PROAM	4	1:47.278	11	1:47.331	12	1:47.485	10	1:47.875	4	1:47.917	7
13	31	Frikadelli Racing	DE	Klaus Abbelen	DE	PRO	<u>Thomas Preining</u>	AT	PROAM	Porsche GT3 R	PROAM	5	1:47.416	4	1:47.601	3	1:47.802	2	1:48.330	7	1:54.257	8
14	51	Spirit of Race	IT	Francesco Piovanetti	PR	PRO	<u>Oswaldo Negri</u>	BR	AM	Ferrari 488 GT3	AM	2	1:47.599	12	1:47.815	11	1:47.911	9	1:48.143	10	1:48.352	7
15	12	Ombra Racing	IT	Federico Leo	IT	PRO	<u>Najiy Razak</u>	MY	PRO	Lamborghini Huracan GT3 EVO	PRO	8	1:47.725	8	1:47.958	7	1:48.191	9	1:48.392	4	1:48.849	3
16	8	Antonelli MotorSport	IT	Giuseppe Cipriani	IT	PRO		IT	AM	Mercedes AMG GT3	AM	3	1:48.055	12	1:48.160	11	1:48.626	8	1:48.766	13	1:48.838	6
17	27	Lazarus Racing	IT	<u>Eliseo Martínez</u>	AR	PRO	Andrzej Lewandowski	ES	AM	Lamborghini Huracan GT3 EVO	AM	4	1:48.107	10	1:48.608	6	1:49.447	5	1:49.763	11	1:50.569	2
18	19	Raton Racing by Target	IT	<u>Jiatong Liang</u>	CN	PRO	Raffaele Giammaria	IT	PROAM	Lamborghini Huracan GT3 EVO	PROAM	6	1:48.354	14	1:48.495	10	1:48.701	7	1:49.185	6	1:49.309	11
19	21	Spirit of Race	IT	<u>Duncan Cameron</u>	GB	PRO	Matt Griffin	IR	PROAM	Ferrari 488 GT3	PROAM	7	1:48.374	8	1:48.405	11	1:48.467	13	1:48.632	10	1:48.678	14
20	99	Sports and You	PT	António Coimbra	PT	PRO	<u>Luis Silva</u>	PT	AM	Mercedes AMG GT3	AM	5	1:48.660	11	1:49.456	10	1:50.982	5	1:52.020	6	1:53.927	3








**Autodromo Nazionale Monza**  
**International GT Open**  
**Qualifying - 2 Driver - 2**  
**Best 5 Top Speeds**



Cl	N°	Entrant/Team	Nat	Driver 1	Nat	Driver 2	Nat	Vehicle	Cat	Cl	Top 1		Top 2		Top 3		Top 4		Top 5		Avg
											Km/h	Lap	Km/h	Lap	Km/h	Lap	Km/h	Lap	Km/h	Lap	
1	16	Teo Martín Motorsport	ESP	Marcelo Hahn	BRA	Allam Khodair	BRA	McLaren 720 s	PROAM	1	280.5	6	280.5	13	280.5	14	279.7	7	279.7	12	280.2
2	17	Teo Martín Motorsport	ESP	Fran Rueda	BRA	Andrés Saravia	BRA	McLaren 720 s	PRO	1	280.5	9	279.7	10	279.0	3	278.3	8	276.9	4	278.9
3	96	Optimum Motorsport	GBR	Oliver Wilkinson	GBR	Darren Turner	GBR	Aston Martin GT3 AMR MY2019	PRO	2	280.5	13	279.7	12	279.0	11	277.6	5	277.6	6	278.9
4	66	Vincenzo Sospiri Racing	ITA	Frederik Schandorff	DNK	Tuomas Tujula	FIN	Lamborghini Huracan GT3 EVO	PROAM	2	279.7	12	278.3	15	277.6	11	276.9	14	276.2	5	277.7
5	14	Emil Frey Racing	CHE	Norbert Siedler	AUT	Mikaël Grenier	CAN	Lamborghini Huracan GT3 EVO	PRO	3	279.0	11	278.3	12	277.6	10	275.5	3	275.5	4	277.2
6	8	Antonelli MotorSport	ITA	Giuseppe Cipriani	ITA			Mercedes AMG GT3	AM	1	278.3	14	277.6	13	276.9	12	275.5	6	275.5	9	276.7
7	10	SPS Automotive Performance	DEU	Miguel Ramos	PRT	Fabrizio Crestani	ITA	Mercedes AMG GT3	PRO	4	278.3	8	278.3	11	278.3	12	277.6	7	277.6	10	278.0
8	59	Teo Martín Motorsport	ESP	Martin Kodrić	HRV	Henrique Chaves	PRT	McLaren 720 s	PRO	5	278.3	8	277.6	12	277.6	13	276.9	3	276.9	5	277.4
9	99	Sports and You	PRT	António Coimbra	PRT	Luis Silva	PRT	Mercedes AMG GT3	AM	2	278.3	12	277.6	11	276.2	10	275.5	4	274.1	5	276.3
10	6	Antonelli MotorSport	ITA	Loris Spinelli	ITA	Riccardo Agostini	ITA	Mercedes AMG GT3	PRO	6	277.6	8	276.9	11	276.2	7	276.2	13	275.5	6	276.4
11	21	Spirit of Race	ITA	Duncan Cameron	GBR	Matt Griffin	IRL	Ferrari 488 GT3	PROAM	3	277.6	3	277.6	4	276.2	5	276.2	7	276.2	13	276.7
12	25	HTP Motorsport	DEU	Alexander Hrachowina	AUT	Martin Konrad	AUT	Mercedes AMG GT3	AM	3	277.6	4	277.6	13	276.9	11	276.9	12	276.2	3	277.0
13	19	Raton Racing by Target	ITA	Jiatong Liang	CHN	Raffaele Giammaria	ITA	Lamborghini Huracan GT3 EVO	PROAM	4	276.9	5	276.2	11	276.2	12	275.5	7	275.5	8	276.0
14	51	Spirit of Race	ITA	Francesco Piovanetti	PRI	Oswaldo Negri	BRA	Ferrari 488 GT3	AM	4	276.9	12	276.2	11	275.5	9	275.5	10	274.8	6	275.7
15	12	Ombra Racing	ITA	Federico Leo	ITA	Najiy Razak	MYS	Lamborghini Huracan GT3 EVO	PRO	7	276.2	5	274.8	9	274.1	4	274.1	8	274.1	10	274.6
16	63	Emil Frey Racing	CHE	Albert Costa	ESP	Giacomo Altoè	ITA	Lamborghini Huracan GT3 EVO	PRO	8	276.2	3	276.2	5	276.2	6	274.8	10	274.8	11	275.6
17	90	Raton Racing by Target	ITA	Christoph Lenz	CHE	Alberto Di Folco	ITA	Lamborghini Huracan GT3 EVO	PROAM	5	276.2	15	274.8	14	274.1	12	274.1	13	273.4	8	274.5
18	20	SPS Automotive Performance	DEU	Valentin Pierburg	DEU	Tom Onslow-Cole	GBR	Mercedes AMG GT3	PROAM	6	275.5	11	274.8	12	274.1	7	273.4	3	273.4	5	274.2
19	27	Lazarus Racing	ITA	Eliseo Martínez	ARG	Andrzej Lewandowski	ESP	Lamborghini Huracan GT3 EVO	AM	5	274.1	5	274.1	6	274.1	10	273.4	3	272.7	12	273.6
20	31	Frikadelli Racing	DEU	Klaus Abbelen	DEU	Thomas Preining	AUT	Porsche GT3 R	PROAM	7	272.0	9	272.0	10	270.6	2	269.3	4	268.6	3	270.5






**Autodromo Nazionale Monza**  
**International GT Open**  
**Qualifying - 2 Driver - 2**  
**Fastest Laps Sequence**



Autodromo Nazionale Monza 5.793 m.

Lap	Time of Day	Session Time	Nº	Entrant/Team	Nat	Driver 1	Nat	Driver 2	Nat	Vehicle	Cat	Time	Km/h
2	10:08:56.058	3:56.058	59	Teo Martín Motorsport		Martin Kodrić		<u>Henrique Chaves</u>		McLaren 720 s	PRO	1:47.289	194.3
2	10:10:31.898	5:31.898	63	Emil Frey Racing		Albert Costa		<u>Giacomo Altoè</u>		Lamborghini Huracan GT3 EVO	PRO	1:47.127	194.6
3	10:11:56.061	6:56.061	14	Emil Frey Racing		Norbert Siedler		<u>Mikaël Grenier</u>		Lamborghini Huracan GT3 EVO	PRO	1:46.518	195.7
4	10:13:42.534	8:42.534	14	Emil Frey Racing		Norbert Siedler		<u>Mikaël Grenier</u>		Lamborghini Huracan GT3 EVO	PRO	1:46.473	195.8
5	10:15:51.636	10:51.636	63	Emil Frey Racing		Albert Costa		<u>Giacomo Altoè</u>		Lamborghini Huracan GT3 EVO	PRO	1:46.210	196.3
5	10:16:12.572	11:12.572	16	Teo Martín Motorsport		Marcelo Hahn		<u>Allam Khodair</u>		McLaren 720 s	PROAM	1:46.112	196.5
11	10:29:13.273	24:13.273	16	Teo Martín Motorsport		Marcelo Hahn		<u>Allam Khodair</u>		McLaren 720 s	PROAM	1:45.702	197.2
12	10:32:01.712	27:01.712	59	Teo Martín Motorsport		Martin Kodrić		<u>Henrique Chaves</u>		McLaren 720 s	PRO	1:45.608	197.4
11	10:32:08.829	27:08.829	14	Emil Frey Racing		Norbert Siedler		<u>Mikaël Grenier</u>		Lamborghini Huracan GT3 EVO	PRO	1:45.578	197.5





**Autodromo Nazionale Monza**  
**International GT Open**  
**Qualifying - 2 Driver - 2**  
**Event Best Maximum Speed**



Nº	Entrant/Team	Nat	Driver 1	Nat	Driver 2	Nat	Vehicle	Cat	Km/h	Session
16	Teo Martín Motorsport	ESP	Marcelo Hahn	BRA	Allam Khodair	BRA	McLaren 720 s	PROAM	284.2	Race - 1
63	Emil Frey Racing	CHE	Albert Costa	ESP	Giacomo Altoè	ITA	Lamborghini Huracan GT3 EVO	PRO	283.4	Race - 1
66	Vincenzo Sospiri Racing	ITA	Frederik Schandorff	DNK	Tuomas Tujula	FIN	Lamborghini Huracan GT3 EVO	PROAM	282.7	Race - 1
14	Emil Frey Racing	CHE	Norbert Siedler	AUT	Mikaël Grenier	CAN	Lamborghini Huracan GT3 EVO	PRO	281.2	Free Practice - 2
17	Teo Martín Motorsport	ESP	Fran Rueda	ESP	Andrés Saravia	GTM	McLaren 720 s	PRO	280.5	Free Practice - 2
96	Optimum Motorsport	GBR	Oliver Wilkinson	GBR	Darren Turner	GBR	Aston Martin GT3 AMR MY2019	PRO	280.5	Qualifying - 1 Driver - 1
6	Antonelli MotorSport	ITA	Loris Spinelli	ITA	Riccardo Agostini	ITA	Mercedes AMG GT3	PRO	280.5	Race - 1
99	Sports and You	PRT	António Coimbra	PRT	Luis Silva	PRT	Mercedes AMG GT3	AM	279.7	Race - 1
10	SPS Automotive Performance	DEU	Miguel Ramos	PRT	Fabrizio Crestani	ITA	Mercedes AMG GT3	PRO	279.7	Race - 1
8	Antonelli MotorSport	ITA	Giuseppe Cipriani	ITA			Mercedes AMG GT3	AM	279.0	Free Practice - 1
59	Teo Martín Motorsport	ESP	Martin Kodrić	HRV	Henrique Chaves	PRT	McLaren 720 s	PRO	279.0	Qualifying - 1 Driver - 1
21	Spirit of Race	ITA	Duncan Cameron	GBR	Matt Griffin	IRL	Ferrari 488 GT3	PROAM	279.0	Qualifying - 1 Driver - 1
19	Raton Racing by Target	ITA	Jiatong Liang	CHN	Raffaele Giammaria	ITA	Lamborghini Huracan GT3 EVO	PROAM	279.0	Race - 1
25	HTP Motorsport	DEU	Alexander Hrachowina	AUT	Martin Konrad	AUT	Mercedes AMG GT3	AM	278.3	Race - 1
20	SPS Automotive Performance	DEU	Valentin Pierburg	DEU	Tom Onslow-Cole	GBR	Mercedes AMG GT3	PROAM	278.3	Race - 1
51	Spirit of Race	ITA	Francesco Piovanelti	PRI	Oswaldo Negri	BRA	Ferrari 488 GT3	AM	278.3	Race - 1
12	Ombra Racing	ITA	Federico Leo	ITA	Najiy Razak	MYS	Lamborghini Huracan GT3 EVO	PRO	277.6	Free Practice - 2
90	Raton Racing by Target	ITA	Christoph Lenz	CHE	Alberto Di Folco	ITA	Lamborghini Huracan GT3 EVO	PROAM	276.9	Race - 1
27	Lazarus Racing	ITA	Eliseo Martínez	ARG	Andrzej Lewandowski	ESP	Lamborghini Huracan GT3 EVO	AM	274.8	Qualifying - 1 Driver - 1
31	Frikadelli Racing	DEU	Klaus Abbelen	DEU	Thomas Preining	AUT	Porsche GT3 R	PROAM	274.8	Race - 1





**Autodromo Nazionale Monza**  
**International GT Open**  
**Qualifying - 2 Driver - 2**  
**Pit Stop Analysis**



**6** Loris Spinelli PRO Antonelli MotorSport  
 Riccardo Agostini Mercedes AMG GT3

Nr.	In Day Time	In Time	Out Time	Pit Time	T. Pit Time	Handicap	Penalty
1	10:13:12.278	10:13:12.278	10:14:59.245	1:46.967	1:46.967		
2	10:24:10.767	10:24:10.767	10:26:43.671	2:32.904	4:19.871		

**8** Giuseppe Cipriani AM Antonelli MotorSport  
 Mercedes AMG GT3

Nr.	In Day Time	In Time	Out Time	Pit Time	T. Pit Time	Handicap	Penalty
1	10:13:09.304	10:13:09.304	10:14:45.462	1:36.158	1:36.158		
2	10:23:57.217	10:23:57.217	10:25:09.451	1:12.234	2:48.392		

**10** Miguel Ramos PRO SPS Automotive Performance  
 Fabrizio Crestani Mercedes AMG GT3

Nr.	In Day Time	In Time	Out Time	Pit Time	T. Pit Time	Handicap	Penalty
1	10:11:32.668	10:11:32.668	10:13:17.481	1:44.813	1:44.813		
2	10:22:25.353	10:22:25.353	10:25:51.365	3:26.012	5:10.825		

**12** Federico Leo PRO Ombra Racing  
 Najiy Razak Lamborghini Huracan GT3 EVO

Nr.	In Day Time	In Time	Out Time	Pit Time	T. Pit Time	Handicap	Penalty
1	10:15:45.578	10:15:45.578	10:24:44.158	8:58.580	8:58.580		

**14** Norbert Siedler PRO Emil Frey Racing  
 Mikaël Grenier Lamborghini Huracan GT3 EVO

Nr.	In Day Time	In Time	Out Time	Pit Time	T. Pit Time	Handicap	Penalty
1	10:19:05.161	10:19:05.161	10:24:56.680	5:51.519	5:51.519		

**16** Marcelo Hahn PROAM Teo Martín Motorsport  
 Allam Khodair McLaren 720 s

Nr.	In Day Time	In Time	Out Time	Pit Time	T. Pit Time	Handicap	Penalty
1	10:10:48.556	10:10:48.556	10:12:37.813	1:49.257	1:49.257		
2	10:23:20.793	10:23:20.793	10:25:33.584	2:12.791	4:02.048		

**17** Fran Rueda PRO Teo Martín Motorsport  
 Andrés Saravia McLaren 720 s

Nr.	In Day Time	In Time	Out Time	Pit Time	T. Pit Time	Handicap	Penalty
1	10:23:19.247	10:23:19.247	10:26:39.729	3:20.482	3:20.482		

**19** Jiatong Liang PROAM Raton Racing by Target  
 Raffaele Giammaria Lamborghini Huracan GT3 EVO

Nr.	In Day Time	In Time	Out Time	Pit Time	T. Pit Time	Handicap	Penalty
1	10:20:26.885	10:20:26.885	10:21:45.928	1:19.043	1:19.043		

**20** Valentin Pierburg PROAM SPS Automotive Performance  
 Tom Onslow-Cole Mercedes AMG GT3

Nr.	In Day Time	In Time	Out Time	Pit Time	T. Pit Time	Handicap	Penalty
1	10:18:58.151	10:18:58.151	10:25:20.889	6:22.738	6:22.738		

**21** Duncan Cameron PROAM Spirit of Race  
 Matt Griffin Ferrari 488 GT3

Nr.	In Day Time	In Time	Out Time	Pit Time	T. Pit Time	Handicap	Penalty
1	10:14:53.914	10:14:53.914	10:16:10.655	1:16.741	1:16.741		

**25** Alexander Hrachowina AM HTP Motorsport  
 Martin Konrad Mercedes AMG GT3

Nr.	In Day Time	In Time	Out Time	Pit Time	T. Pit Time	Handicap	Penalty
1	10:18:28.929	10:18:28.929	10:22:29.741	4:00.812	4:00.812		

**27** Eliseo Martínez AM Lazarus Racing  
 Andrzej Lewandowski Lamborghini Huracan GT3 EVO

Nr.	In Day Time	In Time	Out Time	Pit Time	T. Pit Time	Handicap	Penalty
1	10:10:56.942	10:10:56.942	10:12:06.900	1:09.958	1:09.958		
2	10:19:32.031	10:19:32.031	10:24:52.906	5:20.875	6:30.833		

**31** Klaus Abbelen PROAM Frikadelli Racing  
 Thomas Preining Porsche GT3 R

Nr.	In Day Time	In Time	Out Time	Pit Time	T. Pit Time	Handicap	Penalty
1	10:16:11.528	10:16:11.528	10:20:12.159	4:00.631	4:00.631		

**51** Francesco Piovanetti AM Spirit of Race  
 Oswaldo Negri Ferrari 488 GT3

Nr.	In Day Time	In Time	Out Time	Pit Time	T. Pit Time	Handicap	Penalty
1	10:12:49.466	10:12:49.466	10:14:53.582	2:04.116	2:04.116		

**59** Martin Kodrić PRO Teo Martín Motorsport  
 Henrique Chaves McLaren 720 s

Nr.	In Day Time	In Time	Out Time	Pit Time	T. Pit Time	Handicap	Penalty
1	10:10:43.720	10:10:43.720	10:12:09.141	1:25.421	1:25.421		
2	10:22:55.491	10:22:55.491	10:26:35.132	3:39.641	5:05.062		

**63** Albert Costa PRO Emil Frey Racing  
 Giacomo Altoè Lamborghini Huracan GT3 EVO

Nr.	In Day Time	In Time	Out Time	Pit Time	T. Pit Time	Handicap	Penalty
1	10:17:39.110	10:17:39.110	10:24:42.154	7:03.044	7:03.044		

**66** Frederik Schandorff PROAM Vincenzo Sospiri Racing  
 Tuomas Tujula Lamborghini Huracan GT3 EVO

Nr.	In Day Time	In Time	Out Time	Pit Time	T. Pit Time	Handicap	Penalty
1	10:07:29.857	10:07:29.857	10:08:24.417	54.560	54.560		
2	10:21:06.948	10:21:06.948	10:22:04.712	57.764	1:52.324		

**90** Christoph Lenz PROAM Raton Racing by Target  
 Alberto Di Folco Lamborghini Huracan GT3 EVO

Nr.	In Day Time	In Time	Out Time	Pit Time	T. Pit Time	Handicap	Penalty
1	10:20:07.772	10:20:07.772	10:21:15.064	1:07.292	1:07.292		

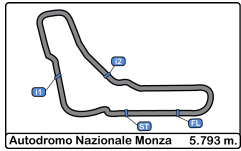
**96** Oliver Wilkinson PRO Optimum Motorsport  
 Darren Turner Aston Martin GT3 AMR MY2019

Nr.	In Day Time	In Time	Out Time	Pit Time	T. Pit Time	Handicap	Penalty
1	10:09:17.594	10:09:17.594	10:10:07.536	49.942	49.942		
2	10:21:02.376	10:21:02.376	10:23:46.140	2:43.764	3:33.706		

**99** António Coimbra AM Sports and You  
 Luis Silva Mercedes AMG GT3

Nr.	In Day Time	In Time	Out Time	Pit Time	T. Pit Time	Handicap	Penalty
1	10:19:55.748	10:19:55.748	10:23:38.763	3:43.015	3:43.015		

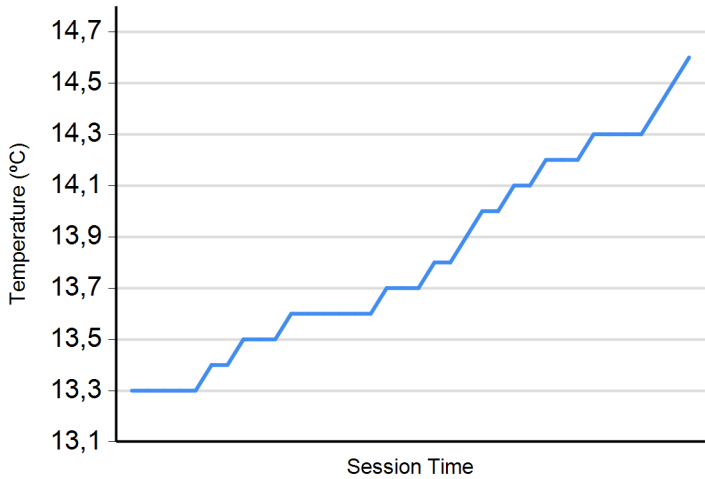




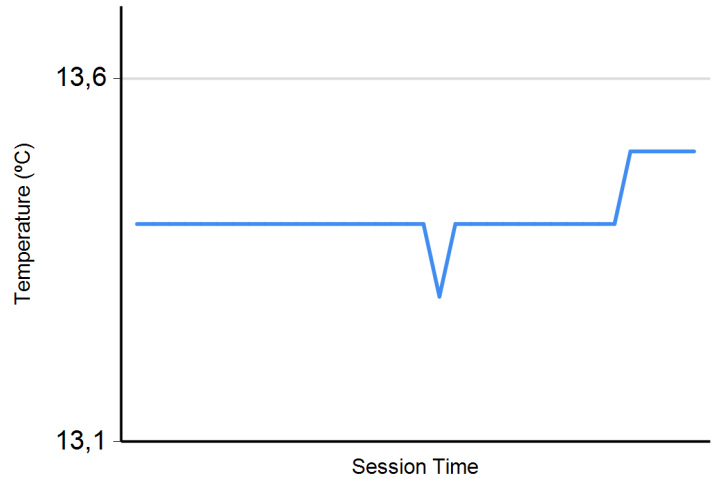
**Autodromo Nazionale Monza**  
**International GT Open**  
**Qualifying - 2 Driver - 2**  
**Weather Report**



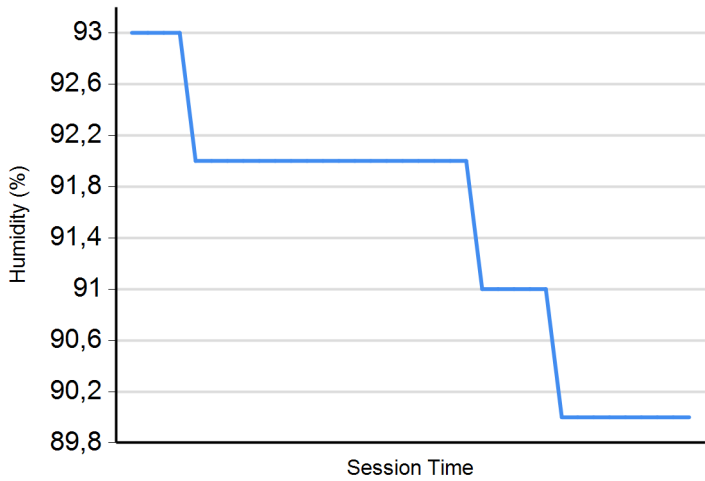
**Air Temperature**



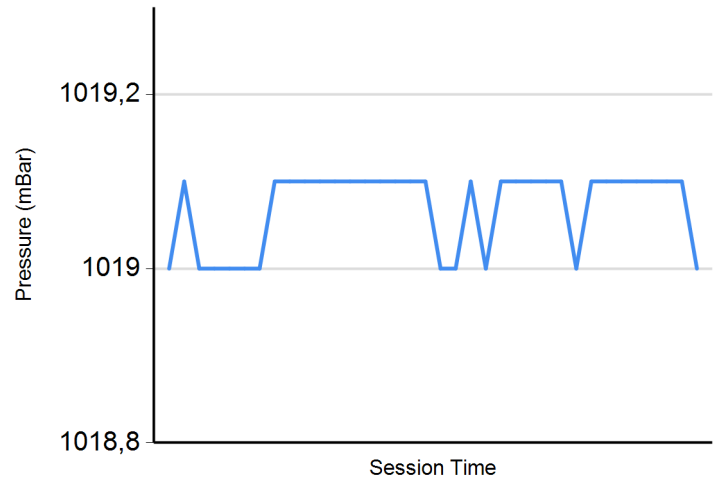
**Track Temperature**



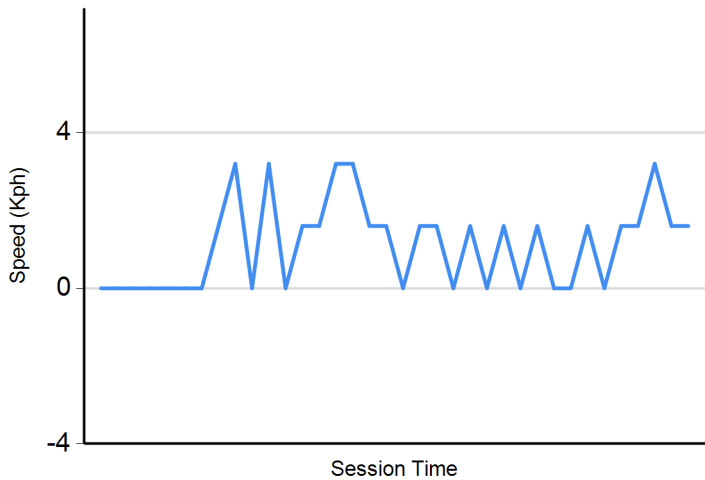
**Humidity**



**Pressure**



**Wind Speed**



**Wind direction**

North = 0°/360° Est = 90° South = 180° West= 270°

