

Autodromo Nazionale Monza
Euroformula Open
Free Practice - 1
Provisional Results




Clas	Nº	Entrant	Nat	Driver	Nat	Cat	Clas	Chassis - Engine	Team	Laps	Best	Time	Gap	Interval	Km/h
1	31	Carlin Motorsport	GBR	Billy Monger	GBR	R	1	Dallara F317 Spiess	Carlin Motorsport	17	13	1:42.481			203.4
2	26	Double R	GBR	Linus Lundqvist	SWE	R	2	Dallara F317 HWA	Double R	19	14	1:42.671	0.190	0.190	203.1
3	11	Carlin Motorsport	GBR	Teppei Natori	JPN	R	3	Dallara F317 Spiess	Carlin Motorsport	18	16	1:42.727	0.246	0.056	203.0
4	30	Team Motopark	DEU	Liam Lawson	NZL	R	4	Dallara F317 Spiess	Team Motopark	17	16	1:42.896	0.415	0.169	202.6
5	63	Carlin Motorsport	GBR	Nicolai Kjaergaard	DNK	R	5	Dallara F317 Spiess	Carlin Motorsport	17	15	1:42.915	0.434	0.019	202.6
6	21	Fortec Motorsport	GBR	Calan Williams	AUS			Dallara F317 HWA	Fortec Motorsport	19	17	1:43.088	0.607	0.173	202.3
7	12	Carlin Motorsport	GBR	Christian Hahn	BRA			Dallara F317 Spiess	Carlin Motorsport	19	18	1:43.124	0.643	0.036	202.2
8	7	Double R	GBR	Jack Doohan	AUS	R	6	Dallara F317 HWA	Double R	19	16	1:43.216	0.735	0.092	202.0
9	6	Carlin Motorsport	GBR	Ido Cohen	ISR	R	7	Dallara F317 Spiess	Carlin Motorsport	19	17	1:43.278	0.797	0.062	201.9
10	14	Team Motopark	DEU	Yuki Tsunoda	JPN	R	8	Dallara F317 Spiess	Team Motopark	18	17	1:43.478	0.997	0.200	201.5
11	18	Team Motopark	DEU	Niklas Krütten	DEU	R	9	Dallara F317 Spiess	Team Motopark	18	17	1:43.571	1.090	0.093	201.3
12	1	RP Motorsport	ITA	Kyle Kirkwood	USA			Dallara F317 Spiess	RP Motorsport	16	15	1:43.624	1.143	0.053	201.2
13	8	Teo Martin Motorsport	ESP	Lukas Dunner	AUT			Dallara F317 HWA	Teo Martin Motorsport	20	18	1:43.662	1.181	0.038	201.1
14	25	Team Motopark	DEU	Cameron Das	USA			Dallara F317 Spiess	Team Motopark	17	16	1:43.904	1.423	0.242	200.7
15	99	Drivex School	ESP	Rui Andrade	AGO	R	10	Dallara F317 HWA	Drivex School	20	19	1:44.323	1.842	0.419	199.9
16	3	RP Motorsport	ITA	Lorenzo Ferrari	ITA	R	11	Dallara F317 Spiess	RP Motorsport	18	16	1:44.622	2.141	0.299	199.3
17	88	Drivex School	ESP	Filip Kaminiarz	POL	R	12	Dallara F317 HWA	Drivex School	18	17	1:44.666	2.185	0.044	199.2
18	33	Team Motopark	DEU	Marino Sato	JPN			Dallara F317 Spiess	Team Motopark	16	15	1:44.682	2.201	0.016	199.2


CAR 31 TIME 1:45.917 DELETED TRACK LIMITS AT T 11
 CAR 31 TIME 1:50.304 DELETED TRACK LIMITS AT T 11
 CAR 26 TIME 1:43.221 DELETED TRACK LIMITS AT T 11
 CAR 8 TIME 1:43.344 DELETED TRACK LIMITS AT T 11

Published at:.....

Track Temp: 13.5 °C Air Temp: 13.2 °C Humidity: 92 % Track Status: DRY

Stewards:	Race Director:	Timekeeper: 
-----------	----------------	---






Autodromo Nazionale Monza
Euroformula Open
Free Practice - 1
Provisional Results by Class




Clas	Nº	Entrant	Nat	Driver	Nat	Cat	Clas	Chassis - Engine	Team	Laps	Best	Time	Gap	Interval	Km/h
1	21	Fortec Motorsport	GBR	Calan Williams	AUS			Dallara F317 HWA	Fortec Motorsport	19	17	1:43.088			202.3
2	12	Carlin Motorsport	GBR	Christian Hahn	BRA			Dallara F317 Spiess	Carlin Motorsport	19	18	1:43.124	0.036	0.036	202.2
3	1	RP Motorsport	ITA	Kyle Kirkwood	USA			Dallara F317 Spiess	RP Motorsport	16	15	1:43.624	0.536	0.500	201.2
4	8	Teo Martin Motorsport	ESP	Lukas Dunner	AUT			Dallara F317 HWA	Teo Martin Motorsport	20	18	1:43.662	0.574	0.038	201.1
5	25	Team Motopark	DEU	Cameron Das	USA			Dallara F317 Spiess	Team Motopark	17	16	1:43.904	0.816	0.242	200.7
6	33	Team Motopark	DEU	Marino Sato	JPN			Dallara F317 Spiess	Team Motopark	16	15	1:44.682	1.594	0.778	199.2
Rookie															
1	31	Carlin Motorsport	GBR	Billy Monger	GBR	R	1	Dallara F317 Spiess	Carlin Motorsport	17	13	1:42.481			203.4
2	26	Double R	GBR	Linus Lundqvist	SWE	R	2	Dallara F317 HWA	Double R	19	14	1:42.671	0.190	0.190	203.1
3	11	Carlin Motorsport	GBR	Teppei Natori	JPN	R	3	Dallara F317 Spiess	Carlin Motorsport	18	16	1:42.727	0.246	0.056	203.0
4	30	Team Motopark	DEU	Liam Lawson	NZL	R	4	Dallara F317 Spiess	Team Motopark	17	16	1:42.896	0.415	0.169	202.6
5	63	Carlin Motorsport	GBR	Nicolai Kjaergaard	DNK	R	5	Dallara F317 Spiess	Carlin Motorsport	17	15	1:42.915	0.434	0.019	202.6
6	7	Double R	GBR	Jack Doohan	AUS	R	6	Dallara F317 HWA	Double R	19	16	1:43.216	0.735	0.301	202.0
7	6	Carlin Motorsport	GBR	Ido Cohen	ISR	R	7	Dallara F317 Spiess	Carlin Motorsport	19	17	1:43.278	0.797	0.062	201.9
8	14	Team Motopark	DEU	Yuki Tsunoda	JPN	R	8	Dallara F317 Spiess	Team Motopark	18	17	1:43.478	0.997	0.200	201.5
9	18	Team Motopark	DEU	Niklas Krütten	DEU	R	9	Dallara F317 Spiess	Team Motopark	18	17	1:43.571	1.090	0.093	201.3
10	99	Drivex School	ESP	Rui Andrade	AGO	R	10	Dallara F317 HWA	Drivex School	20	19	1:44.323	1.842	0.752	199.9
11	3	RP Motorsport	ITA	Lorenzo Ferrari	ITA	R	11	Dallara F317 Spiess	RP Motorsport	18	16	1:44.622	2.141	0.299	199.3
12	88	Drivex School	ESP	Filip Kaminiarz	POL	R	12	Dallara F317 HWA	Drivex School	18	17	1:44.666	2.185	0.044	199.2

Published at:.....

Track Temp: 13.5 °C Air Temp: 13.2 °C Humidity: 92 % Track Status: DRY

Stewards:	Race Director:	Timekeeper: 
-----------	----------------	---





Autodromo Nazionale Monza
Euroformula Open
Free Practice - 1
Lap Analysis




1 Kyle Kirkwood	Dallara F317 Spiess	6 Ido Cohen	Dallara F317 Spiess
	RP Motorsport	R	Carlin Motorsport

Lap	D	Time	Sector 1	Sector 2	Sector 3	T. Spd	Elapsed	Lap	D	Time	Sector 1	Sector 2	Sector 3	T. Spd	Elapsed
1		9:02:48.000	9:01:27.848	40.181	39.971	149.7	9:02:48.000	1		9:02:46.543	9:01:26.391	40.822	39.330	147.1	9:02:46.543
2		2:02.220 P	36.488	37.942	47.790	215.5	9:04:50.220	2		2:01.129	37.165	40.048	43.916	233.2	9:04:47.672
3		3:13.318	2:00.196	36.793	36.329	92.5	9:08:03.538	3		1:49.728	35.920	35.829	37.979	252.3	9:06:37.400
4		1:46.929	35.127	35.934	35.868	257.1	9:09:50.467	4		1:45.253	35.013	34.829	35.411	257.1	9:08:22.653
5		1:45.826	35.110	35.105	35.611	252.9	9:11:36.293	5		1:47.040	34.851	36.051	36.138	258.3	9:10:09.693
6		1:44.982	34.706	34.873	35.403	254.1	9:13:21.275	6		1:44.814	34.948	34.628	35.238	255.3	9:11:54.507
7		1:54.118 P	34.739	34.935	44.444	257.1	9:15:15.393	7		1:47.134	34.762	36.622	35.750	253.5	9:13:41.641
8		10:08.773	8:52.858	38.699	37.216	158.3	9:25:24.166	8		1:44.568	35.015	34.548	35.005	251.1	9:15:26.209
9		2:03.872	37.554	48.490	37.828	208.0	9:27:28.038	9		1:59.575 P	39.624	34.997	44.954	249.4	9:17:25.784
10		1:45.398	35.012	35.024	35.362	258.9	9:29:13.436	10		7:57.705	6:41.799	38.196	37.710	166.4	9:25:23.489
11		1:44.488	34.677	34.771	35.040	257.7	9:30:57.924	11		2:06.089	37.935	45.841	42.313	229.7	9:27:29.578
12		1:51.059	40.326	35.451	35.282	251.7	9:32:48.983	12		1:45.573	34.800	35.652	35.121	254.1	9:29:15.151
13		2:07.063	34.621	40.490	51.952	255.9	9:34:56.046	13		1:44.118	34.833	34.276	35.009	254.1	9:30:59.269
14		1:46.402	35.698	35.000	35.704	226.8	9:36:42.448	14		1:44.435	34.883	34.467	35.085	252.9	9:32:43.704
15		1:43.624	34.439	34.369	34.816	262.1	9:38:26.072	15		2:16.409	37.484	49.558	49.367	248.2	9:35:00.113
16		1:52.618 P	34.262	34.984	43.372	259.6	9:40:18.690	16		1:46.758	34.965	35.728	36.065	258.3	9:36:46.871
17		1:43.278						17		1:43.278	34.447	34.075	34.756	255.9	9:38:30.149
18		1:43.564						18		1:43.564	34.415	34.405	34.744	254.7	9:40:13.713
19		2:00.038 P						19		2:00.038 P	36.008	36.039	47.991	228.3	9:42:13.751

3 Lorenzo Ferrari	Dallara F317 Spiess	7 Jack Doohan	Dallara F317 HWA
	RP Motorsport	R	Double R

Lap	D	Time	Sector 1	Sector 2	Sector 3	T. Spd	Elapsed	Lap	D	Time	Sector 1	Sector 2	Sector 3	T. Spd	Elapsed
1		9:02:32.361	9:01:07.968	43.179	41.214	146.9	9:02:32.361	1		9:02:44.075	9:01:22.384	41.788	39.903	145.7	9:02:44.075
2		1:58.629	37.084	37.660	43.885	227.8	9:04:30.990	2		1:53.709	36.273	39.143	38.293	248.8	9:04:37.784
3		1:48.594	35.986	36.301	36.307	238.4	9:06:19.584	3		1:48.697	35.008	37.603	36.086	258.3	9:06:26.481
4		1:46.889	35.259	35.658	35.972	251.1	9:08:06.473	4		1:45.374	34.797	35.373	35.204	258.3	9:08:11.855
5		1:56.484	35.237	44.042	37.205	252.9	9:10:02.957	5		1:44.744	34.710	34.938	35.096	255.3	9:09:56.599
6		1:46.078	35.213	35.179	35.686	252.3	9:11:49.035	6		1:45.470	35.836	34.628	35.006	198.1	9:11:42.069
7		1:45.834	35.201	35.041	35.592	252.3	9:13:34.869	7		1:44.195	34.482	34.541	35.172	258.3	9:13:26.264
8		1:56.861 P	35.193	37.763	43.905	251.1	9:15:31.730	8		1:43.867	34.523	34.507	34.837	256.5	9:15:10.131
9		9:54.716	8:33.644	41.922	39.150	168.4	9:25:26.446	9		1:44.173	34.765	34.422	34.986	255.3	9:16:54.304
10		2:05.521	37.761	48.328	39.432	227.8	9:27:31.967	10		1:54.735 P	34.745	35.159	44.831	254.7	9:18:49.039
11		1:49.947	35.510	36.693	37.744	240.5	9:29:21.914	11		8:49.064	7:23.028	43.541	42.495	134.8	9:27:38.103
12		1:45.349	34.908	35.028	35.413	254.7	9:31:07.263	12		1:49.683	37.189	36.527	35.967	227.8	9:29:27.786
13		1:45.626	34.954	34.736	35.936	252.9	9:32:52.889	13		1:43.511	34.410	34.397	34.704	258.3	9:31:11.297
14		2:06.805	35.045	43.143	48.617	251.7	9:34:59.694	14		1:43.297	34.631	34.138	34.528	254.7	9:32:54.594
15		1:45.610	34.745	35.398	35.467	254.7	9:36:45.304	15		1:56.125	34.332	38.388	43.405	258.3	9:34:50.719
16		1:44.622	34.669	34.730	35.223	254.1	9:38:29.926	16		1:43.216	34.407	34.105	34.704	256.5	9:36:33.935
17		1:45.875	35.271	35.273	35.331	228.8	9:40:15.801	17		1:46.300	34.490	34.817	36.993	255.9	9:38:20.235
18		2:00.446 P	35.170	36.546	48.730	254.1	9:42:16.247	18		1:43.657	34.808	34.264	34.585	253.5	9:40:03.892
19								19		1:55.857 P	38.401	35.014	42.442	215.5	9:41:59.749





Autodromo Nazionale Monza
Euroformula Open
Free Practice - 1
Lap Analysis



8

Lukas Dunner

Dallara F317 HWA

12

Christian Hahn

Dallara F317 Spiess

Teo Martin Motorsport

Carlin Motorsport

Lap	D	Time	Sector 1	Sector 2	Sector 3	T. Spd	Elapsed	Lap	D	Time	Sector 1	Sector 2	Sector 3	T. Spd	Elapsed
1		9:02:45.999	9:01:25.528	40.769	39.702	144.0	9:02:45.999	1		9:02:35.669	9:01:14.063	42.622	38.984	153.8	9:02:35.669
2		1:56.443	36.677	38.522	41.244	241.0	9:04:42.442	2		1:54.135	37.765	38.491	37.879	189.1	9:04:29.804
3		1:51.374	35.381	35.375	40.618	253.5	9:06:33.816	3		1:55.490	42.166	37.009	36.315	165.6	9:06:25.294
4		1:46.246	35.052	35.390	35.804	255.9	9:08:20.062	4		1:51.190	35.429	38.132	37.629	245.4	9:08:16.484
5		1:45.974	35.201	35.309	35.464	255.3	9:10:06.036	5		1:58.272	40.776	38.229	39.267	172.2	9:10:14.756
6		1:46.479	36.212	35.064	35.203	199.6	9:11:52.515	6		1:50.806	39.935	35.407	35.464	254.1	9:12:05.562
7		1:44.142	34.682	34.542	34.918	256.5	9:13:36.657	7		1:51.722	38.229	37.158	36.335	253.5	9:13:57.284
8		1:44.662	34.467	34.481	35.714	258.3	9:15:21.319	8		1:44.529	34.888	34.621	35.020	254.7	9:15:41.813
9		1:44.639	34.808	34.686	35.145	254.7	9:17:05.958	9		1:53.304 P	34.978	34.774	43.552	252.9	9:17:35.117
10		1:52.028 P	34.711	34.843	42.474	254.1	9:18:57.986	10		7:47.207	6:30.068	38.378	38.761	182.7	9:25:22.324
11		6:44.245	5:25.383	41.601	37.261	195.6	9:25:42.231	11		2:04.215	38.244	42.719	43.252	244.8	9:27:26.539
12		1:48.728	35.794	35.704	37.230	252.9	9:27:30.959	12		1:52.527	38.331	38.072	36.124	210.1	9:29:19.066
13		1:46.009	34.960	35.377	35.672	258.9	9:29:16.968	13		1:43.709	34.776	34.258	34.675	254.1	9:31:02.775
14		1:44.064	34.681	34.522	34.861	257.7	9:31:01.032	14		1:43.335	34.556	34.084	34.695	256.5	9:32:46.110
15		1:44.140	34.660	34.669	34.811	257.1	9:32:45.172	15		2:09.515	34.454	47.634	47.427	257.7	9:34:55.625
16		2:18.967	34.753	50.623	53.591	255.9	9:35:04.139	16		1:44.544	34.819	34.633	35.092	255.9	9:36:40.169
17		1:48.693	34.696	39.069	34.928	257.7	9:36:52.832	17		1:43.859	34.707	34.254	34.898	253.5	9:38:24.028
18		1:43.662	34.422	34.516	34.724	260.2	9:38:36.494	18		1:43.124	34.341	34.308	34.475	252.9	9:40:07.152
19		1:43.344	34.339	34.358	34.647	258.3	9:40:19.838	19		2:01.035 P	36.944	36.767	47.324	197.8	9:42:08.187
20		2:00.368 P	34.807	35.240	50.321	257.1	9:42:20.206								

11

Teppeï Natori

Dallara F317 Spiess

Yuki Tsunoda

Dallara F317 Spiess

R


R

Team Motopark

Carlin Motorsport

Lap	D	Time	Sector 1	Sector 2	Sector 3	T. Spd	Elapsed	Lap	D	Time	Sector 1	Sector 2	Sector 3	T. Spd	Elapsed
1		9:02:39.659	9:01:17.588	41.902	40.169	154.0	9:02:39.659	1		9:02:40.759	9:01:18.662	42.271	39.826	163.8	9:02:40.759
2		1:53.342	37.242	38.511	37.589	218.1	9:04:33.001	2		1:53.717	37.105	38.531	38.081	256.5	9:04:34.476
3		1:58.908	39.194	39.359	40.355	204.9	9:06:31.909	3		1:55.115	38.172	39.569	37.374	257.7	9:06:29.591
4		1:52.188	35.842	36.884	39.462	246.5	9:08:24.097	4		1:45.277	34.792	34.961	35.524	257.1	9:08:14.868
5		1:52.906	38.521	37.950	36.435	257.7	9:10:17.003	5		1:56.979	34.720	34.785	47.474	258.3	9:10:11.847
6		1:45.005	34.922	34.718	35.365	257.1	9:12:02.008	6		1:44.478	34.790	34.594	35.094	257.1	9:11:56.325
7		1:43.613	34.723	34.273	34.617	257.1	9:13:45.621	7		1:52.652 P	34.611	34.608	43.433	258.3	9:13:48.977
8		1:43.388	34.473	34.151	34.764	257.1	9:15:29.009	8		7:34.769	6:09.082	41.185	44.502	168.7	9:21:23.746
9		1:54.143 P	35.604	35.702	42.837	222.6	9:17:23.152	9		1:53.035	38.383	38.137	36.515	231.2	9:23:16.781
10		7:55.312	6:36.095	40.133	39.084	156.9	9:25:18.464	10		1:44.864	35.107	34.757	35.000	251.1	9:25:01.645
11		2:10.487	40.290	48.230	41.967	208.4	9:27:28.951	11		1:45.835	34.822	35.854	35.159	251.7	9:26:47.480
12		1:51.813	37.963	36.559	37.291	193.2	9:29:20.764	12		1:54.904 P	35.114	35.729	44.061	252.9	9:28:42.384
13		1:43.294	34.616	34.042	34.636	255.9	9:31:04.058	13		5:20.810	4:01.605	40.548	38.657	144.0	9:34:03.194
14		1:42.836	34.348	34.015	34.473	258.3	9:32:46.894	14		2:01.606	38.068	43.255	40.283	227.3	9:36:04.800
15		1:42.836	34.348	34.015	34.473	258.3	9:32:46.894	15		2:04.864	47.688	39.248	37.928	250.5	9:38:09.664
16		2:05.117	35.267	44.390	45.460	236.3	9:34:52.011	16		1:43.868	34.684	34.342	34.842	252.9	9:39:53.532
17		1:42.727	34.438	33.834	34.455	256.5	9:36:34.738	17		1:43.478	34.539	34.167	34.772	252.9	9:41:37.010
18		1:59.495	37.203	40.073	42.219	258.9	9:38:34.233	18		2:08.262 P	40.951	38.328	48.983	192.1	9:43:45.272
19		2:01.222 P	34.336	40.597	46.289	257.7	9:40:35.455								





Autodromo Nazionale Monza
Euroformula Open
Free Practice - 1
Lap Analysis



18

Niklas Krütten

Dallara F317 Spiess

25

Cameron Das

Dallara F317 Spiess

R

Team Motopark

Team Motopark

Lap	D	Time	Sector 1	Sector 2	Sector 3	T. Spd	Elapsed	Lap	D	Time	Sector 1	Sector 2	Sector 3	T. Spd	Elapsed
1		9:02:33.478 P	9:01:00.777	42.261	50.440	152.7	9:02:33.478	1		9:02:47.058	9:01:27.066	40.578	39.414	148.9	9:02:47.058
2		2:17.149	59.017	37.998	40.134	201.1	9:04:50.627	2		1:58.210	36.993	38.025	43.192	216.8	9:04:45.268
3		1:50.694	35.191	36.117	39.386	254.7	9:06:41.321	3		1:50.560	37.832	35.557	37.171	255.3	9:06:35.828
4		1:48.699	37.543	35.353	35.803	256.5	9:08:30.020	4		1:45.487	35.043	34.930	35.514	257.1	9:08:21.315
5		1:45.280	34.852	35.163	35.265	255.9	9:10:15.300	5		1:45.407	34.824	35.168	35.415	258.9	9:10:06.722
6		1:44.545	34.609	34.843	35.093	264.0	9:11:59.845	6		1:51.169 P	34.489	34.757	41.923	257.7	9:11:57.891
7		1:53.509 P	34.468	34.792	44.249	258.9	9:13:53.354	7		8:56.931	7:40.823	38.754	37.354	183.0	9:20:54.822
8		7:46.620	6:19.824	40.592	46.204	151.4	9:21:39.974	8		1:49.093	36.854	36.017	36.222	233.2	9:22:43.915
9		2:01.521	47.541	37.312	36.668	179.7	9:23:41.495	9		1:45.060	35.073	34.746	35.241	249.4	9:24:28.975
10		1:45.361	35.199	34.965	35.197	250.5	9:25:26.856	10		1:44.724	34.989	34.626	35.109	250.5	9:26:13.699
11		2:00.242	35.571	47.897	36.774	257.1	9:27:27.098	11		1:44.509	34.808	34.619	35.082	251.7	9:27:58.208
12		1:45.237	34.738	35.309	35.190	254.7	9:29:12.335	12		1:50.864 P	34.696	34.453	41.715	254.1	9:29:49.072
13		1:54.668 P	34.963	34.683	45.022	251.7	9:31:07.003	13		5:49.591	4:33.921	38.424	37.246	187.8	9:35:38.663
14		3:52.292	2:33.178	38.244	40.870	123.5	9:34:59.295	14		2:16.380	38.550	46.957	50.873	240.5	9:37:55.043
15		1:52.008	37.364	37.142	37.502	209.7	9:36:51.303	15		1:45.604	34.890	34.489	36.225	251.1	9:39:40.647
16		1:48.373	34.607	36.475	37.291	254.7	9:38:39.676	16		1:43.904	34.765	34.286	34.853	252.3	9:41:24.551
17		1:43.571	34.329	34.414	34.828	258.9	9:40:23.247	17		1:54.603 P	34.846	34.501	45.256	252.3	9:43:19.154
18		1:58.988 P	35.196	34.610	49.182	257.7	9:42:22.235								

21

Calan Williams

Dallara F317 HWA

26

Linus Lundqvist

Dallara F317 HWA


Fortec Motorsport

R

Double R

Lap	D	Time	Sector 1	Sector 2	Sector 3	T. Spd	Elapsed	Lap	D	Time	Sector 1	Sector 2	Sector 3	T. Spd	Elapsed
1		9:02:42.855	9:01:20.742	41.905	40.208	148.7	9:02:42.855	1		9:02:44.742	9:01:23.277	41.738	39.727	141.7	9:02:44.742
2		1:53.679	36.045	39.501	38.133	253.5	9:04:36.534	2		1:54.908	36.805	39.080	39.023	208.8	9:04:39.650
3		2:00.007	47.694	35.817	36.496	254.1	9:06:36.541	3		1:48.220	34.964	36.738	36.518	257.1	9:06:27.870
4		1:45.551	34.778	34.855	35.918	262.1	9:08:22.092	4		1:45.286	34.626	35.387	35.273	259.6	9:08:13.156
5		1:45.765	34.482	35.262	36.021	262.7	9:10:07.857	5		1:44.036	34.491	34.541	35.004	260.8	9:09:57.192
6		2:02.787	35.461	51.544	35.782	261.5	9:12:10.644	6		1:43.682	34.389	34.389	34.904	260.8	9:11:40.874
7		1:44.641	34.358	35.035	35.248	260.8	9:13:55.285	7		1:43.871	34.706	34.451	34.714	257.7	9:13:24.745
8		1:48.130	34.541	34.744	38.845	257.1	9:15:43.415	8		1:43.950	34.504	34.475	34.971	257.7	9:15:08.695
9		1:43.910	34.611	34.416	34.883	258.9	9:17:27.325	9		1:44.075	34.744	34.493	34.838	252.9	9:16:52.770
10		2:11.248 P	38.520	48.996	43.732	253.5	9:19:38.573	10		1:53.781 P	35.455	34.899	43.427	242.1	9:18:46.551
11		7:57.640	6:32.137	44.574	40.929	115.5	9:27:36.213	11		8:52.102	7:26.547	43.669	41.886	139.5	9:27:38.653
12		1:50.162	38.101	35.994	36.067	246.5	9:29:26.375	12		1:50.844	37.398	36.407	37.039	218.6	9:29:29.497
13		1:48.882	34.737	34.619	39.526	255.9	9:31:15.257	13		1:43.605	34.404	34.656	34.545	258.9	9:31:13.102
14		1:43.467	34.523	34.309	34.635	260.2	9:32:58.724	14		1:42.671	34.301	33.875	34.495	258.9	9:32:55.773
15		1:58.509	34.328	36.047	48.134	259.6	9:34:57.233	15		1:52.457	34.299	37.764	40.394	260.8	9:34:48.230
16		1:44.289	34.416	34.260	35.613	262.1	9:36:41.522	16		1:43.224	34.497	34.077	34.647	252.9	9:36:31.451
17		1:43.088	34.306	34.254	34.528	262.1	9:38:24.610	17		1:43.365	34.498	34.130	34.737	255.3	9:38:14.816
18		1:44.867	34.574	34.893	35.400	265.3	9:40:09.477	18		1:43.074	34.405	34.140	34.529	254.7	9:39:57.890
19		2:01.263 P	36.360	37.962	46.941	219.9	9:42:10.740	19		1:53.715 P	34.500	34.212	45.003	255.9	9:41:51.605





Autodromo Nazionale Monza
Euroformula Open
Free Practice - 1
Lap Analysis



30

Liam Lawson

R

Lap	D	Time	Sector 1	Sector 2	Sector 3	T. Spd	Elapsed
1		9:03:05.270	9:01:36.059	44.290	44.921	149.1	9:03:05.270
2		2:26.788	1:01.343	45.629	39.816	105.7	9:05:32.058
3		1:51.306	38.053	36.091	37.162	253.5	9:07:23.364
4		1:46.998	35.337	36.023	35.638	255.9	9:09:10.362
5		1:46.916	34.880	34.871	37.165	254.7	9:10:57.278
6		1:44.613	34.842	34.662	35.109	254.7	9:12:41.891
7		1:53.776 P	34.755	34.504	44.517	252.9	9:14:35.667
8		7:04.573 P	5:35.999	40.304	48.270	162.4	9:21:40.240
9		2:14.225	59.871	37.296	37.058	181.2	9:23:54.465
10		1:45.337	35.077	34.827	35.433	255.9	9:25:39.802
11		1:47.044	34.682	36.185	36.177	257.7	9:27:26.846
12		1:52.606 P	34.478	34.632	43.496	257.7	9:29:19.452
13		5:34.324	4:09.561	43.799	40.964	145.3	9:34:53.776
14		2:01.429	38.530	39.772	43.127	232.7	9:36:55.205
15		1:43.466	34.468	34.287	34.711	258.3	9:38:38.671
16		1:42.896	34.265	34.149	34.482	258.9	9:40:21.567
17		2:08.358 P	37.221	37.081	54.056	258.9	9:42:29.925

Dallara F317 Spiess

Team Motopark

33

Marino Sato

Dallara F317 Spiess

Team Motopark

Lap	D	Time	Sector 1	Sector 2	Sector 3	T. Spd	Elapsed
1		9:02:54.162 P	9:01:13.587	43.769	56.806	153.1	9:02:54.162
2		2:35.588	1:16.169	40.871	38.548	175.8	9:05:29.750
3		1:51.599	38.920	36.745	35.934	251.1	9:07:21.349
4		1:45.804	35.215	35.044	35.545	252.3	9:09:07.153
5		1:44.971	34.786	34.853	35.332	252.9	9:10:52.124
6		1:52.153 P	34.715	34.518	42.920	252.9	9:12:44.277
7		8:53.888 P	7:25.122	40.224	48.542	161.1	9:21:38.165
8		2:14.327	1:00.906	37.320	36.101	195.2	9:23:52.492
9		1:45.261	35.069	35.058	35.134	252.9	9:25:37.753
10		1:47.832	34.894	36.180	36.758	254.7	9:27:25.585
11		1:51.141 P	34.792	34.525	41.824	251.7	9:29:16.726
12		4:51.638 P	3:25.464	40.650	45.524	149.5	9:34:08.364
13		2:14.595	59.950	38.091	36.554	206.5	9:36:22.959
14		2:18.239	34.728	34.529	1:08.982	251.7	9:38:41.198
15		1:44.682	34.307	35.057	35.318	259.6	9:40:25.880
16		2:01.452 P	34.570	34.220	52.662	257.1	9:42:27.332

31

Billy Monger

R

Lap	D	Time	Sector 1	Sector 2	Sector 3	T. Spd	Elapsed
1		9:02:38.203	9:01:15.302	42.921	39.980	157.2	9:02:38.203
2		1:52.231	37.149	37.316	37.766	211.3	9:04:30.434
3		1:46.267	35.232	35.317	35.718	254.1	9:06:16.701
4		1:45.947	35.333	34.910	35.674	247.1	9:08:02.618
5		1:50.304	40.291	34.840	35.173	248.2	9:09:52.922
6		1:45.377	35.025	34.507	35.845	251.7	9:11:38.299
7		1:43.891	34.712	34.273	34.906	253.5	9:13:22.190
8		1:55.685 P	34.988	35.180	45.517	257.1	9:15:17.875
9		10:32.086	9:15.389	38.740	37.957	136.1	9:25:49.961
10		1:50.965	36.506	35.953	38.506	212.1	9:27:40.926
11		1:49.768	35.984	36.946	36.838	239.4	9:29:30.694
12		1:43.168	34.578	34.019	34.571	256.5	9:31:13.862
13		1:42.481	34.307	33.819	34.355	257.1	9:32:56.343
14		1:52.898	34.442	37.782	40.674	260.8	9:34:49.241
15		1:46.514	34.608	34.253	37.653	254.7	9:36:35.755
16		1:43.015	34.529	33.844	34.642	256.5	9:38:18.770
17		1:55.900 P	38.738	35.891	41.271	252.9	9:40:14.670

Dallara F317 Spiess

Carlin Motorsport

63

Nicolai Kjaergaard


Dallara F317 Spiess

R

Carlin Motorsport

Lap	D	Time	Sector 1	Sector 2	Sector 3	T. Spd	Elapsed
1		9:02:37.234	9:01:14.648	42.658	39.928	161.4	9:02:37.234
2		1:54.507	38.059	38.612	37.836	185.5	9:04:31.741
3		1:50.317	37.275	36.621	36.421	206.1	9:06:22.058
4		1:47.798	35.961	35.737	36.100	252.3	9:08:09.856
5		2:09.799	43.885	47.451	38.463	144.3	9:10:19.655
6		1:49.613	38.718	35.498	35.397	255.3	9:12:09.268
7		1:45.794	34.873	35.613	35.308	254.7	9:13:55.062
8		1:53.660 P	34.998	34.937	43.725	252.3	9:15:48.722
9		10:06.107	8:49.539	39.206	37.362	146.1	9:25:54.829
10		1:50.451	36.869	36.660	36.922	226.8	9:27:45.280
11		1:48.812	34.818	36.138	37.856	254.7	9:29:34.092
12		1:43.160	34.502	34.094	34.564	255.3	9:31:17.252
13		1:43.039	34.410	34.050	34.579	262.1	9:33:00.291
14		1:53.728	34.615	37.119	41.994	257.1	9:34:54.019
15		1:42.915	34.381	34.010	34.524	256.5	9:36:36.934
16		1:43.526	34.442	34.057	35.027	258.3	9:38:20.460
17		2:00.205 P	38.198	36.088	45.919	257.7	9:40:20.665





Autodromo Nazionale Monza
Euroformula Open
Free Practice - 1
Lap Analysis



88

Filip Kaminiarz

Dallara F317 HWA

R

Drivex School

Lap	D	Time	Sector 1	Sector 2	Sector 3	T. Spd	Elapsed
1		9:02:26.431	9:01:01.282	43.839	41.310	143.6	9:02:26.431
2		2:02.270	39.290	38.925	44.055	200.0	9:04:28.701
3		2:09.810	55.539	37.175	37.096	246.5	9:06:38.511
4		1:47.440	35.126	36.460	35.854	256.5	9:08:25.951
5		1:47.050	35.214	35.130	36.706	255.9	9:10:13.001
6		1:45.310	34.985	34.858	35.467	258.3	9:11:58.311
7		1:45.216	34.921	34.945	35.350	255.3	9:13:43.527
8		1:44.970	35.072	34.641	35.257	255.3	9:15:28.497
9		1:53.203 P	35.179	35.063	42.961	254.1	9:17:21.700
10		10:17.448	8:54.406	41.606	41.436	201.8	9:27:39.148
11		1:52.314	37.030	37.230	38.054	219.9	9:29:31.462
12		1:45.225	35.132	34.842	35.251	256.5	9:31:16.687
13		1:45.437	35.031	35.334	35.072	255.9	9:33:02.124
14		1:58.854	35.524	35.754	47.576	255.3	9:35:00.978
15		1:46.688	35.656	35.253	35.779	226.8	9:36:47.666
16		1:45.134	34.936	34.825	35.373	258.9	9:38:32.800
17		1:44.666	34.788	34.765	35.113	255.3	9:40:17.466
18		2:00.872 P	35.764	35.918	49.190	223.6	9:42:18.338

99

Rui Andrade


Dallara F317 HWA

R

Drivex School

Lap	D	Time	Sector 1	Sector 2	Sector 3	T. Spd	Elapsed
1		9:02:23.748	9:00:58.659	43.322	41.767	161.6	9:02:23.748
2		2:03.718 P	39.252	39.532	44.934	203.7	9:04:27.466
3		2:37.025 P	1:12.802	39.149	45.074	202.6	9:07:04.491
4		2:31.404	1:14.654	39.980	36.770	203.0	9:09:35.895
5		1:56.118	41.161	38.371	36.586	250.0	9:11:32.013
6		1:47.424	35.505	35.869	36.050	250.0	9:13:19.437
7		1:52.040	35.215	35.402	41.423	250.0	9:15:11.477
8		1:56.243 P	38.318	35.615	42.310	257.1	9:17:07.720
9		5:45.596	4:26.619	39.768	39.209	169.5	9:22:53.316
10		1:51.187	37.248	36.666	37.273	228.3	9:24:44.503
11		1:46.294	35.230	35.322	35.742	251.1	9:26:30.797
12		1:46.030	35.108	35.302	35.620	251.7	9:28:16.827
13		1:45.131	35.009	34.829	35.293	251.7	9:30:01.958
14		1:45.106	34.911	34.864	35.331	252.3	9:31:47.064
15		1:45.052	34.937	34.741	35.374	252.3	9:33:32.116
16		1:44.915	34.912	34.778	35.225	252.3	9:35:17.031
17		1:44.858	34.822	34.933	35.103	253.5	9:37:01.889
18		1:44.584	34.626	34.854	35.104	255.3	9:38:46.473
19		1:44.323	34.645	34.746	34.932	255.3	9:40:30.796
20		2:02.588 P	38.705	38.000	45.883	203.3	9:42:33.384





Autodromo Nazionale Monza

Euroformula Open


Free Practice - 1

Best Sectors Results



Sector - 1				Sector - 2				Sector - 3				Ideal Lap vs Best Lap				
Clas	Nº	Driver	Time	Nº	Driver	Time	Nº	Driver	Time	Clas	Nº	Driver	Ideal Lap	Best Lap	Clas	
1	1	Kyle Kirkwood	34.262	31	Billy Monger	33.819	31	Billy Monger	34.355	1	31	Billy Monger	1:42.481	1:42.481	1	
2	30	Liam Lawson	34.265	11	Teppei Natori	33.834	11	Teppei Natori	34.455	2	11	Teppei Natori	1:42.625	1:42.727	3	
3	26	Linus Lundqvist	34.299	26	Linus Lundqvist	33.875	12	Christian Hahn	34.475	3	26	Linus Lundqvist	1:42.669	1:42.671	2	
4	21	Calan Williams	34.306	63	Nicolai Kjaergaard	34.010	30	Liam Lawson	34.482	4	30	Liam Lawson	1:42.896	1:42.896	4	
5	31	Billy Monger	34.307	6	Ido Cohen	34.075	26	Linus Lundqvist	34.495	5	12	Christian Hahn	1:42.900	1:43.124	7	
6	33	Marino Sato	34.307	12	Christian Hahn	34.084	63	Nicolai Kjaergaard	34.524	6	63	Nicolai Kjaergaard	1:42.915	1:42.915	5	
7	18	Niklas Krütten	34.329	7	Jack Doohan	34.105	7	Jack Doohan	34.528	7	7	Jack Doohan	1:42.965	1:43.216	8	
8	7	Jack Doohan	34.332	30	Liam Lawson	34.149	21	Calan Williams	34.528	8	21	Calan Williams	1:43.088	1:43.088	6	
9	11	Teppei Natori	34.336	14	Yuki Tsunoda	34.167	8	Lukas Dunner	34.647	9	6	Ido Cohen	1:43.234	1:43.278	9	
10	8	Lukas Dunner	34.339	33	Marino Sato	34.220	6	Ido Cohen	34.744	10	8	Lukas Dunner	1:43.344	1:43.662	13	
11	12	Christian Hahn	34.341	21	Calan Williams	34.254	14	Yuki Tsunoda	34.772	11	1	Kyle Kirkwood	1:43.447	1:43.624	12	
12	63	Nicolai Kjaergaard	34.381	25	Cameron Das	34.286	1	Kyle Kirkwood	34.816	12	14	Yuki Tsunoda	1:43.478	1:43.478	10	
13	6	Ido Cohen	34.415	8	Lukas Dunner	34.358	18	Niklas Krütten	34.828	13	18	Niklas Krütten	1:43.571	1:43.571	11	
14	25	Cameron Das	34.489	1	Kyle Kirkwood	34.369	25	Cameron Das	34.853	14	25	Cameron Das	1:43.628	1:43.904	14	
15	14	Yuki Tsunoda	34.539	18	Niklas Krütten	34.414	99	Rui Andrade	34.932	15	33	Marino Sato	1:43.661	1:44.682	18	
16	99	Rui Andrade	34.626	88	Filip Kaminiarz	34.641	88	Filip Kaminiarz	35.072	16	99	Rui Andrade	1:44.299	1:44.323	15	
17	3	Lorenzo Ferrari	34.669	3	Lorenzo Ferrari	34.730	33	Marino Sato	35.134	17	88	Filip Kaminiarz	1:44.501	1:44.666	17	
18	88	Filip Kaminiarz	34.788	99	Rui Andrade	34.741	3	Lorenzo Ferrari	35.223	18	3	Lorenzo Ferrari	1:44.622	1:44.622	16	






Autodromo Nazionale Monza
Euroformula Open
Free Practice - 1
Best 5 Lap Times



Cls	Nº	Entrant	Nat	Driver	Nat	Cat	Cls	Chassis - Engine	Team	Best 1		Best 2		Best 3		Best 4		Best 5	
										Time	Lap	Time	Lap	Time	Lap	Time	Lap	Time	Lap
1	31	Carlin Motorsport	GBR	Billy Monger	GBR	R	1	Dallara F317 Spiess	Carlin Motorsport	1:42.481	13	1:43.015	16	1:43.168	12	1:43.891	7	1:45.377	6
2	26	Double R	GBR	Linus Lundqvist	SWE	R	2	Dallara F317 HWA	Double R	1:42.671	14	1:43.074	18	1:43.365	17	1:43.605	13	1:43.682	6
3	11	Carlin Motorsport	GBR	Teppei Natori	JPN	R	3	Dallara F317 Spiess	Carlin Motorsport	1:42.727	16	1:42.836	14	1:43.294	13	1:43.388	8	1:43.613	7
4	30	Team Motopark	DEU	Liam Lawson	NZL	R	4	Dallara F317 Spiess	Team Motopark	1:42.896	16	1:43.466	15	1:44.613	6	1:45.337	10	1:46.916	5
5	63	Carlin Motorsport	GBR	Nicolai Kjaergaard	DNK	R	5	Dallara F317 Spiess	Carlin Motorsport	1:42.915	15	1:43.039	13	1:43.160	12	1:43.526	16	1:45.794	7
6	21	Fortec Motorsport	GBR	Calan Williams	AUS			Dallara F317 HWA	Fortec Motorsport	1:43.088	17	1:43.467	14	1:43.910	9	1:44.289	16	1:44.641	7
7	12	Carlin Motorsport	GBR	Christian Hahn	BRA			Dallara F317 Spiess	Carlin Motorsport	1:43.124	18	1:43.335	14	1:43.709	13	1:43.859	17	1:44.529	8
8	7	Double R	GBR	Jack Doohan	AUS	R	6	Dallara F317 HWA	Double R	1:43.216	16	1:43.297	14	1:43.511	13	1:43.657	18	1:43.867	8
9	6	Carlin Motorsport	GBR	Ido Cohen	ISR	R	7	Dallara F317 Spiess	Carlin Motorsport	1:43.278	17	1:43.564	18	1:44.118	13	1:44.435	14	1:44.568	8
10	14	Team Motopark	DEU	Yuki Tsunoda	JPN	R	8	Dallara F317 Spiess	Team Motopark	1:43.478	17	1:43.868	16	1:44.478	6	1:44.864	10	1:45.277	4
11	18	Team Motopark	DEU	Niklas Krütten	DEU	R	9	Dallara F317 Spiess	Team Motopark	1:43.571	17	1:44.545	6	1:45.237	12	1:45.280	5	1:45.361	10
12	1	RP Motorsport	ITA	Kyle Kirkwood	USA			Dallara F317 Spiess	RP Motorsport	1:43.624	15	1:44.488	11	1:44.982	6	1:45.398	10	1:45.826	5
13	8	Teo Martin Motorsport	ESP	Lukas Dunner	AUT			Dallara F317 HWA	Teo Martin Motorsport	1:43.662	18	1:44.064	14	1:44.140	15	1:44.142	7	1:44.639	9
14	25	Team Motopark	DEU	Cameron Das	USA			Dallara F317 Spiess	Team Motopark	1:43.904	16	1:44.509	11	1:44.724	10	1:45.060	9	1:45.407	5
15	99	Drivex School	ESP	Rui Andrade	AGO	R	10	Dallara F317 HWA	Drivex School	1:44.323	19	1:44.584	18	1:44.858	17	1:44.915	16	1:45.052	15
16	3	RP Motorsport	ITA	Lorenzo Ferrari	ITA	R	11	Dallara F317 Spiess	RP Motorsport	1:44.622	16	1:45.349	12	1:45.610	15	1:45.626	13	1:45.834	7
17	88	Drivex School	ESP	Filip Kaminiarz	POL	R	12	Dallara F317 HWA	Drivex School	1:44.666	17	1:44.970	8	1:45.134	16	1:45.216	7	1:45.225	12
18	33	Team Motopark	DEU	Marino Sato	JPN			Dallara F317 Spiess	Team Motopark	1:44.682	15	1:44.971	5	1:45.261	9	1:45.804	4	1:47.832	10





Autodromo Nazionale Monza

Euroformula Open


Free Practice - 1

Best 5 Top Speeds



Cls	Nº	Entrant	Nat	Driver	Nat	Cat	Cls	Chassis - Engine	Team	Top 1		Top 2		Top 3		Top 4		Top 5		Avg
										Km/h	Lap	Km/h	Lap	Km/h	Lap	Km/h	Lap	Km/h	Lap	
1	21	Fortec Motorsport	GBR	Calan Williams	AUS			Dallara F317 HWA	Fortec Motorsport	265.3	18	262.7	5	262.1	4	262.1	16	262.1	17	262.9
2	18	Team Motopark	DEU	Niklas Krütten	DEU	R	1	Dallara F317 Spiess	Team Motopark	264.0	6	258.9	7	258.9	17	257.7	18	257.1	11	259.3
3	1	RP Motorsport	ITA	Kyle Kirkwood	USA			Dallara F317 Spiess	RP Motorsport	262.1	15	259.6	16	258.9	10	257.7	11	257.1	4	259.1
4	63	Carlin Motorsport	GBR	Nicolai Kjaergaard	DNK	R	2	Dallara F317 Spiess	Carlin Motorsport	262.1	13	258.3	16	257.7	17	257.1	14	256.5	15	258.3
5	26	Double R	GBR	Linus Lundqvist	SWE	R	3	Dallara F317 HWA	Double R	260.8	5	260.8	6	260.8	15	259.6	4	258.9	13	260.2
6	31	Carlin Motorsport	GBR	Billy Monger	GBR	R	4	Dallara F317 Spiess	Carlin Motorsport	260.8	14	257.1	8	257.1	13	256.5	12	256.5	16	257.6
7	8	Teo Martin Motorsport	ESP	Lukas Dunner	AUT			Dallara F317 HWA	Teo Martin Motorsport	260.2	18	258.9	13	258.3	8	258.3	19	257.7	14	258.7
8	33	Team Motopark	DEU	Marino Sato	JPN			Dallara F317 Spiess	Team Motopark	259.6	15	257.1	16	254.7	10	252.9	5	252.9	6	255.4
9	11	Carlin Motorsport	GBR	Teppe Natori	JPN	R	5	Dallara F317 Spiess	Carlin Motorsport	258.9	17	258.3	14	257.7	5	257.7	18	257.1	6	258.0
10	25	Team Motopark	DEU	Cameron Das	USA			Dallara F317 Spiess	Team Motopark	258.9	5	257.7	6	257.1	4	255.3	3	254.1	12	256.6
11	30	Team Motopark	DEU	Liam Lawson	NZL	R	6	Dallara F317 Spiess	Team Motopark	258.9	16	258.9	17	258.3	15	257.7	11	257.7	12	258.3
12	88	Drivex School	ESP	Filip Kaminiarz	POL	R	7	Dallara F317 HWA	Drivex School	258.9	16	258.3	6	256.5	4	256.5	12	255.9	5	257.2
13	6	Carlin Motorsport	GBR	Ido Cohen	ISR	R	8	Dallara F317 Spiess	Carlin Motorsport	258.3	5	258.3	16	257.1	4	255.9	17	255.3	6	257.0
14	7	Double R	GBR	Jack Doohan	AUS	R	9	Dallara F317 HWA	Double R	258.3	3	258.3	4	258.3	7	258.3	13	258.3	15	258.3
15	14	Team Motopark	DEU	Yuki Tsunoda	JPN	R	10	Dallara F317 Spiess	Team Motopark	258.3	5	258.3	7	257.7	3	257.1	4	257.1	6	257.7
16	12	Carlin Motorsport	GBR	Christian Hahn	BRA			Dallara F317 Spiess	Carlin Motorsport	257.7	15	256.5	14	255.9	16	254.7	8	254.1	6	255.8
17	99	Drivex School	ESP	Rui Andrade	AGO	R	11	Dallara F317 HWA	Drivex School	257.1	8	255.3	18	255.3	19	253.5	17	252.3	14	254.7
18	3	RP Motorsport	ITA	Lorenzo Ferrari	ITA	R	12	Dallara F317 Spiess	RP Motorsport	254.7	12	254.7	15	254.1	16	254.1	18	252.9	5	254.1





Autodromo Nazionale Monza

Euroformula Open


Free Practice - 1

Fastest Laps Sequence



Lap	Time of Day	Session Time	Nº	Entrant	Nat	Driver	Nat	Cat	Chassis - Engine	Team	Time	Km/h
2	9:04:27.466	4:27.466	99	Drivex School	ESP	Rui Andrade	AGO	R	Dallara F317 HWA	Drivex School	2:03.718	168.5
2	9:04:28.701	4:28.701	88	Drivex School	ESP	Filip Kaminiarz	POL	R	Dallara F317 HWA	Drivex School	2:02.270	170.5
2	9:04:29.804	4:29.804	12	Carlin Motorsport	GBR	Christian Hahn	BRA		Dallara F317 Spiess	Carlin Motorsport	1:54.135	182.7
2	9:04:30.434	4:30.434	31	Carlin Motorsport	GBR	Billy Monger	GBR	R	Dallara F317 Spiess	Carlin Motorsport	1:52.231	185.8
3	9:06:16.701	6:16.701	31	Carlin Motorsport	GBR	Billy Monger	GBR	R	Dallara F317 Spiess	Carlin Motorsport	1:46.267	196.2
4	9:08:11.855	8:11.855	7	Double R	GBR	Jack Doohan	AUS	R	Dallara F317 HWA	Double R	1:45.374	197.9
4	9:08:13.156	8:13.156	26	Double R	GBR	Linus Lundqvist	SWE	R	Dallara F317 HWA	Double R	1:45.286	198.0
4	9:08:14.868	8:14.868	14	Team Motopark	DEU	Yuki Tsunoda	JPN	R	Dallara F317 Spiess	Team Motopark	1:45.277	198.0
4	9:08:22.653	8:22.653	6	Carlin Motorsport	GBR	Ido Cohen	ISR	R	Dallara F317 Spiess	Carlin Motorsport	1:45.253	198.1
5	9:09:56.599	9:56.599	7	Double R	GBR	Jack Doohan	AUS	R	Dallara F317 HWA	Double R	1:44.744	199.1
5	9:09:57.192	9:57.192	26	Double R	GBR	Linus Lundqvist	SWE	R	Dallara F317 HWA	Double R	1:44.036	200.4
6	9:11:40.874	11:40.874	26	Double R	GBR	Linus Lundqvist	SWE	R	Dallara F317 HWA	Double R	1:43.682	201.1
7	9:13:45.621	13:45.621	11	Carlin Motorsport	GBR	Teppei Natori	JPN	R	Dallara F317 Spiess	Carlin Motorsport	1:43.613	201.2
8	9:15:29.009	15:29.009	11	Carlin Motorsport	GBR	Teppei Natori	JPN	R	Dallara F317 Spiess	Carlin Motorsport	1:43.388	201.7
13	9:31:04.058	31:04.058	11	Carlin Motorsport	GBR	Teppei Natori	JPN	R	Dallara F317 Spiess	Carlin Motorsport	1:43.294	201.8
12	9:31:13.862	31:13.862	31	Carlin Motorsport	GBR	Billy Monger	GBR	R	Dallara F317 Spiess	Carlin Motorsport	1:43.168	202.1
12	9:31:17.252	31:17.252	63	Carlin Motorsport	GBR	Nicolai Kjaergaard	DNK	R	Dallara F317 Spiess	Carlin Motorsport	1:43.160	202.1
14	9:32:46.894	32:46.894	11	Carlin Motorsport	GBR	Teppei Natori	JPN	R	Dallara F317 Spiess	Carlin Motorsport	1:42.836	202.7
14	9:32:55.773	32:55.773	26	Double R	GBR	Linus Lundqvist	SWE	R	Dallara F317 HWA	Double R	1:42.671	203.1
13	9:32:56.343	32:56.343	31	Carlin Motorsport	GBR	Billy Monger	GBR	R	Dallara F317 Spiess	Carlin Motorsport	1:42.481	203.4






Autodromo Nazionale Monza
Euroformula Open
Free Practice - 1
Event Best Maximum Speed



Nº	Entrant	Nat	Driver	Nat	Cat	Clas	Chassis - Engine	Team	Km/h	Session
21	Fortec Motorsport		Calan Williams				Dallara F317 HWA	Fortec Motorsport	265.3	Free Practice - 1
18	Team Motopark		Niklas Krütten		R	1	Dallara F317 Spiess	Team Motopark	264.0	Free Practice - 1
63	Carlin Motorsport		Nicolai Kjaergaard		R	2	Dallara F317 Spiess	Carlin Motorsport	262.1	Free Practice - 1
1	RP Motorsport		Kyle Kirkwood				Dallara F317 Spiess	RP Motorsport	262.1	Free Practice - 1
26	Double R		Linus Lundqvist		R	3	Dallara F317 HWA	Double R	260.8	Free Practice - 1
31	Carlin Motorsport		Billy Monger		R	4	Dallara F317 Spiess	Carlin Motorsport	260.8	Free Practice - 1
8	Teo Martin Motorsport		Lukas Dunner				Dallara F317 HWA	Teo Martin Motorsport	260.2	Free Practice - 1
33	Team Motopark		Marino Sato				Dallara F317 Spiess	Team Motopark	259.6	Free Practice - 1
25	Team Motopark		Cameron Das				Dallara F317 Spiess	Team Motopark	258.9	Free Practice - 1
11	Carlin Motorsport		Teppei Natori		R	5	Dallara F317 Spiess	Carlin Motorsport	258.9	Free Practice - 1
88	Drivex School		Filip Kaminiarz		R	6	Dallara F317 HWA	Drivex School	258.9	Free Practice - 1
30	Team Motopark		Liam Lawson		R	7	Dallara F317 Spiess	Team Motopark	258.9	Free Practice - 1
7	Double R		Jack Doohan		R	8	Dallara F317 HWA	Double R	258.3	Free Practice - 1
14	Team Motopark		Yuki Tsunoda		R	9	Dallara F317 Spiess	Team Motopark	258.3	Free Practice - 1
6	Carlin Motorsport		Ido Cohen		R	10	Dallara F317 Spiess	Carlin Motorsport	258.3	Free Practice - 1
12	Carlin Motorsport		Christian Hahn				Dallara F317 Spiess	Carlin Motorsport	257.7	Free Practice - 1
99	Drivex School		Rui Andrade		R	11	Dallara F317 HWA	Drivex School	257.1	Free Practice - 1
3	RP Motorsport		Lorenzo Ferrari		R	12	Dallara F317 Spiess	RP Motorsport	254.7	Free Practice - 1





Autodromo Nazionale Monza
Euroformula Open
Free Practice - 1
Pit Stop Analysis



1 Kyle Kirkwood RP Motorsport
 Dallara F317 Spiess

Nr.	In Day Time	In Time	Out Time	Pit Time	T. Pit Time	Handicap	Penalty
1	9:04:44.616	9:04:44.616	9:06:01.876	1:17.260	1:17.260		
2	9:15:09.484	9:15:09.484	9:23:27.630	8:18.146	9:35.406		

3 Lorenzo Ferrari R RP Motorsport
 Dallara F317 Spiess

Nr.	In Day Time	In Time	Out Time	Pit Time	T. Pit Time	Handicap	Penalty
1	9:15:26.446	9:15:26.446	9:23:23.382	7:56.936	7:56.936		

6 Ido Cohen R Carlin Motorsport
 Dallara F317 Spiess

Nr.	In Day Time	In Time	Out Time	Pit Time	T. Pit Time	Handicap	Penalty
1	9:17:20.035	9:17:20.035	9:23:26.768	6:06.733	6:06.733		

7 Jack Doohan R Double R
 Dallara F317 HWA

Nr.	In Day Time	In Time	Out Time	Pit Time	T. Pit Time	Handicap	Penalty
1	9:18:42.147	9:18:42.147	9:25:27.963	6:45.816	6:45.816		

8 Lukas Dunner Teo Martin Motorsport
 Dallara F317 HWA

Nr.	In Day Time	In Time	Out Time	Pit Time	T. Pit Time	Handicap	Penalty
1	9:18:52.715	9:18:52.715	9:23:45.361	4:52.646	4:52.646		

11 Teppei Natori R Carlin Motorsport
 Dallara F317 Spiess

Nr.	In Day Time	In Time	Out Time	Pit Time	T. Pit Time	Handicap	Penalty
1	9:17:17.598	9:17:17.598	9:23:15.984	5:58.386	5:58.386		

12 Christian Hahn Carlin Motorsport
 Dallara F317 Spiess

Nr.	In Day Time	In Time	Out Time	Pit Time	T. Pit Time	Handicap	Penalty
1	9:17:29.240	9:17:29.240	9:23:24.989	5:55.749	5:55.749		

14 Yuki Tsunoda R Team Motopark
 Dallara F317 Spiess

Nr.	In Day Time	In Time	Out Time	Pit Time	T. Pit Time	Handicap	Penalty
1	9:13:42.939	9:13:42.939	9:19:17.772	5:34.833	5:34.833		
2	9:28:36.435	9:28:36.435	9:31:59.258	3:22.823	8:57.656		

18 Niklas Krütten R Team Motopark
 Dallara F317 Spiess

Nr.	In Day Time	In Time	Out Time	Pit Time	T. Pit Time	Handicap	Penalty
1	9:02:27.206	9:02:27.206	9:02:56.137	28.931	28.931		
2	9:13:47.087	9:13:47.087	9:19:29.784	5:42.697	6:11.628		
3	9:31:01.372	9:31:01.372	9:32:52.484	1:51.112	8:02.740		

21 Calan Williams Fortec Motorsport
 Dallara F317 HWA

Nr.	In Day Time	In Time	Out Time	Pit Time	T. Pit Time	Handicap	Penalty
1	9:19:33.187	9:19:33.187	9:25:23.730	5:50.543	5:50.543		

25 Cameron Das Team Motopark
 Dallara F317 Spiess

Nr.	In Day Time	In Time	Out Time	Pit Time	T. Pit Time	Handicap	Penalty
1	9:11:52.342	9:11:52.342	9:19:00.435	7:08.093	7:08.093		
2	9:29:43.601	9:29:43.601	9:33:43.343	3:59.742	11:07.835		

26 Linus Lundqvist R Double R
 Dallara F317 HWA

Nr.	In Day Time	In Time	Out Time	Pit Time	T. Pit Time	Handicap	Penalty
1	9:18:40.516	9:18:40.516	9:25:29.670	6:49.154	6:49.154		

30 Liam Lawson R Team Motopark
 Dallara F317 Spiess

Nr.	In Day Time	In Time	Out Time	Pit Time	T. Pit Time	Handicap	Penalty
1	9:14:29.427	9:14:29.427	9:19:27.867	4:58.440	4:58.440		
2	9:21:34.452	9:21:34.452	9:22:03.493	29.041	5:27.481		
3	9:29:13.553	9:29:13.553	9:32:46.294	3:32.741	9:00.222		

31 Billy Monger R Carlin Motorsport
 Dallara F317 Spiess

Nr.	In Day Time	In Time	Out Time	Pit Time	T. Pit Time	Handicap	Penalty
1	9:15:11.757	9:15:11.757	9:23:51.411	8:39.654	8:39.654		

33 Marino Sato Team Motopark
 Dallara F317 Spiess

Nr.	In Day Time	In Time	Out Time	Pit Time	T. Pit Time	Handicap	Penalty
1	9:02:45.547	9:02:45.547	9:03:32.221	46.674	46.674		
2	9:12:38.091	9:12:38.091	9:19:25.602	6:47.511	7:34.185		
3	9:21:32.211	9:21:32.211	9:22:01.922	29.711	8:03.896		
4	9:29:11.299	9:29:11.299	9:31:57.019	2:45.720	10:49.616		
5	9:34:02.583	9:34:02.583	9:34:32.034	29.451	11:19.067		

63 Nicolai Kjaergaard R Carlin Motorsport
 Dallara F317 Spiess

Nr.	In Day Time	In Time	Out Time	Pit Time	T. Pit Time	Handicap	Penalty
1	9:15:43.203	9:15:43.203	9:23:53.863	8:10.660	8:10.660		

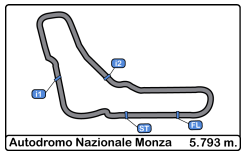
88 Filip Kaminiaz R Drivex School
 Dallara F317 HWA

Nr.	In Day Time	In Time	Out Time	Pit Time	T. Pit Time	Handicap	Penalty
1	9:17:16.359	9:17:16.359	9:25:34.684	8:18.325	8:18.325		

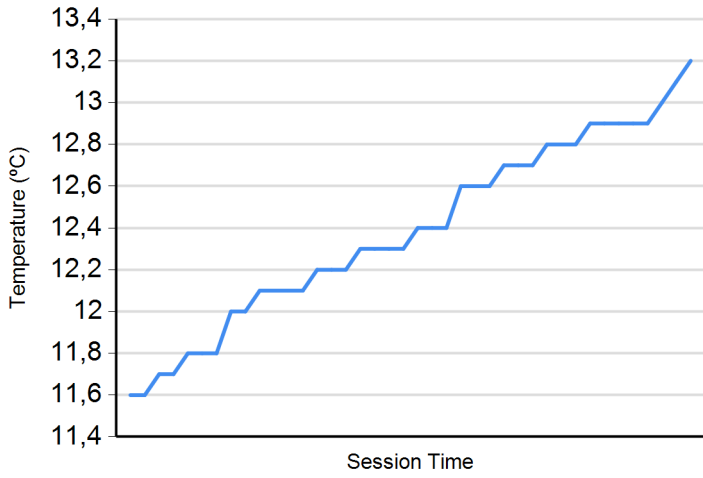
99 Rui Andrade R Drivex School
 Dallara F317 HWA

Nr.	In Day Time	In Time	Out Time	Pit Time	T. Pit Time	Handicap	Penalty
1	9:04:22.218	9:04:22.218	9:04:50.399	28.181	28.181		
2	9:06:58.997	9:06:58.997	9:07:25.551	26.554	54.735		
3	9:17:02.467	9:17:02.467	9:20:51.329	3:48.862	4:43.597		

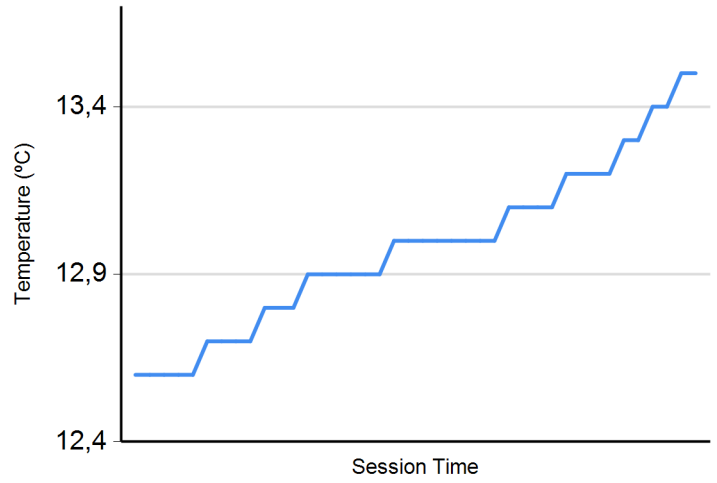




Air Temperature



Track Temperature



Humidity

