


**Autodromo Nazionale Monza**  
**Euroformula Open**  
**Free Practice - 2**  
**Provisional Results**




Clas	Nº	Entrant	Nat	Driver	Nat	Cat	Clas	Chassis - Engine	Team	Laps	Best	Time	Gap	Interval	Km/h
1	8	Teo Martin Motorsport	ESP	Lukas Dunner	AUT			Dallara F317 HWA	Teo Martin Motorsport	18	17	1:43.035			202.4
2	63	Carlin Motorsport	GBR	Nicolai Kjaergaard	DNK	R	1	Dallara F317 Spiess	Carlin Motorsport	18	15	1:43.066	0.031	0.031	202.3
3	33	Team Motopark	DEU	Marino Sato	JPN			Dallara F317 Spiess	Team Motopark	20	19	1:43.392	0.357	0.326	201.7
4	12	Carlin Motorsport	GBR	Christian Hahn	BRA			Dallara F317 Spiess	Carlin Motorsport	19	15	1:43.414	0.379	0.022	201.6
5	7	Double R	GBR	Jack Doohan	AUS	R	2	Dallara F317 HWA	Double R	19	16	1:43.693	0.658	0.279	201.1
6	11	Carlin Motorsport	GBR	Teppei Natori	JPN	R	3	Dallara F317 Spiess	Carlin Motorsport	20	12	1:43.698	0.663	0.005	201.1
7	31	Carlin Motorsport	GBR	Billy Monger	GBR	R	4	Dallara F317 Spiess	Carlin Motorsport	17	15	1:43.705	0.670	0.007	201.0
8	25	Team Motopark	DEU	Cameron Das	USA			Dallara F317 Spiess	Team Motopark	20	18	1:43.811	0.776	0.106	200.8
9	26	Double R	GBR	Linus Lundqvist	SWE	R	5	Dallara F317 HWA	Double R	20	13	1:43.856	0.821	0.045	200.8
10	1	RP Motorsport	ITA	Kyle Kirkwood	USA			Dallara F317 Spiess	RP Motorsport	15	11	1:43.956	0.921	0.100	200.6
11	30	Team Motopark	DEU	Liam Lawson	NZL	R	6	Dallara F317 Spiess	Team Motopark	20	17	1:43.996	0.961	0.040	200.5
12	14	Team Motopark	DEU	Yuki Tsunoda	JPN	R	7	Dallara F317 Spiess	Team Motopark	20	16	1:44.047	1.012	0.051	200.4
13	21	Fortec Motorsport	GBR	Calan Williams	AUS			Dallara F317 HWA	Fortec Motorsport	19	12	1:44.107	1.072	0.060	200.3
14	6	Carlin Motorsport	GBR	Ido Cohen	ISR	R	8	Dallara F317 Spiess	Carlin Motorsport	18	5	1:44.143	1.108	0.036	200.2
15	18	Team Motopark	DEU	Niklas Krütten	DEU	R	9	Dallara F317 Spiess	Team Motopark	20	15	1:44.254	1.219	0.111	200.0
16	99	Drivex School	ESP	Rui Andrade	AGO	R	10	Dallara F317 HWA	Drivex School	20	16	1:44.290	1.255	0.036	199.9
17	88	Drivex School	ESP	Filip Kaminiarz	POL	R	11	Dallara F317 HWA	Drivex School	17	11	1:44.755	1.720	0.465	199.0
18	3	RP Motorsport	ITA	Lorenzo Ferrari	ITA	R	12	Dallara F317 Spiess	RP Motorsport	6	5	1:46.345	3.310	1.590	196.1

Published at:.....

Track Temp: 22.8 °C    Air Temp: 18.6 °C    Humidity: 69 %    Track Status: DRY

<b>Stewards:</b>	<b>Race Director:</b>	<b>Timekeeper:</b> 
------------------	-----------------------	--





**Autodromo Nazionale Monza**  
**Euroformula Open**  
**Free Practice - 2**  
**Provisional Results by Class**




Clas	Nº	Entrant	Nat	Driver	Nat	Cat	Clas	Chassis - Engine	Team	Laps	Best	Time	Gap	Interval	Km/h
1	8	Teo Martin Motorsport	ESP	Lukas Dunner	AUT			Dallara F317 HWA	Teo Martin Motorsport	18	17	1:43.035			202.4
2	33	Team Motopark	DEU	Marino Sato	JPN			Dallara F317 Spiess	Team Motopark	20	19	1:43.392	0.357	0.357	201.7
3	12	Carlin Motorsport	GBR	Christian Hahn	BRA			Dallara F317 Spiess	Carlin Motorsport	19	15	1:43.414	0.379	0.022	201.6
4	25	Team Motopark	DEU	Cameron Das	USA			Dallara F317 Spiess	Team Motopark	20	18	1:43.811	0.776	0.397	200.8
5	1	RP Motorsport	ITA	Kyle Kirkwood	USA			Dallara F317 Spiess	RP Motorsport	15	11	1:43.956	0.921	0.145	200.6
6	21	Fortec Motorsport	GBR	Calan Williams	AUS			Dallara F317 HWA	Fortec Motorsport	19	12	1:44.107	1.072	0.151	200.3
<b>Rookie</b>															
1	63	Carlin Motorsport	GBR	Nicolai Kjaergaard	DNK	R	1	Dallara F317 Spiess	Carlin Motorsport	18	15	1:43.066			202.3
2	7	Double R	GBR	Jack Doohan	AUS	R	2	Dallara F317 HWA	Double R	19	16	1:43.693	0.627	0.627	201.1
3	11	Carlin Motorsport	GBR	Teppei Natori	JPN	R	3	Dallara F317 Spiess	Carlin Motorsport	20	12	1:43.698	0.632	0.005	201.1
4	31	Carlin Motorsport	GBR	Billy Monger	GBR	R	4	Dallara F317 Spiess	Carlin Motorsport	17	15	1:43.705	0.639	0.007	201.0
5	26	Double R	GBR	Linus Lundqvist	SWE	R	5	Dallara F317 HWA	Double R	20	13	1:43.856	0.790	0.151	200.8
6	30	Team Motopark	DEU	Liam Lawson	NZL	R	6	Dallara F317 Spiess	Team Motopark	20	17	1:43.996	0.930	0.140	200.5
7	14	Team Motopark	DEU	Yuki Tsunoda	JPN	R	7	Dallara F317 Spiess	Team Motopark	20	16	1:44.047	0.981	0.051	200.4
8	6	Carlin Motorsport	GBR	Ido Cohen	ISR	R	8	Dallara F317 Spiess	Carlin Motorsport	18	5	1:44.143	1.077	0.096	200.2
9	18	Team Motopark	DEU	Niklas Krütten	DEU	R	9	Dallara F317 Spiess	Team Motopark	20	15	1:44.254	1.188	0.111	200.0
10	99	Drivex School	ESP	Rui Andrade	AGO	R	10	Dallara F317 HWA	Drivex School	20	16	1:44.290	1.224	0.036	199.9
11	88	Drivex School	ESP	Filip Kaminiarz	POL	R	11	Dallara F317 HWA	Drivex School	17	11	1:44.755	1.689	0.465	199.0
12	3	RP Motorsport	ITA	Lorenzo Ferrari	ITA	R	12	Dallara F317 Spiess	RP Motorsport	6	5	1:46.345	3.279	1.590	196.1

Published at:.....

Track Temp: 22.8 °C    Air Temp: 18.6 °C    Humidity: 69 %    Track Status: DRY

<b>Stewards:</b>	<b>Race Director:</b>	<b>Timekeeper:</b> 
------------------	-----------------------	--






**Autodromo Nazionale Monza**  
**Euroformula Open**  
**Free Practice - 2**  
**Lap Analysis**



1 Kyle Kirkwood Dallara F317 Spiess RP Motorsport							7 Jack Doohan Dallara F317 HWA Double R							
Lap	D	Time	Sector 1	Sector 2	Sector 3	T. Spd	Lap	D	Time	Sector 1	Sector 2	Sector 3	T. Spd	Elapsed
1		13:07:51.943 P	13:06:19.237	43.207	49.499	158.8	1		13:08:10.394	13:06:52.184	39.880	38.330	169.2	13:08:10.394
2		2:36.640 P	1:05.725	37.232	53.683	204.1	2		1:46.719	34.996	35.714	36.009	255.9	13:09:57.113
3		2:17.628	1:06.628	35.421	35.579	171.4	3		1:46.373	34.831	36.062	35.480	260.8	13:11:43.486
4		1:45.304	34.761	35.042	35.501	255.3	4		1:44.714	34.807	34.724	35.183	257.7	13:13:28.200
5		1:52.491	34.683	34.949	42.859	255.3	5		1:44.963	34.905	34.987	35.071	254.7	13:15:13.163
6		1:45.234	34.664	34.966	35.604	257.7	6		1:44.572	34.898	34.645	35.029	252.3	13:16:57.735
7		2:01.324 P	34.579	37.693	49.052	258.3	7		1:57.503 P	40.235	34.949	42.319	252.9	13:18:55.238
8		9:19.766	8:05.199	37.700	36.867	171.9	8		9:24.507	8:09.719	37.936	36.852	175.3	13:28:19.745
9		2:15.689	45.418	48.222	42.049	241.6	9		1:44.237	34.711	34.485	35.041	258.3	13:30:03.982
10		1:52.927	41.853	35.318	35.756	160.0	10		1:44.259	34.700	34.641	34.918	256.5	13:31:48.241
11		1:43.956	34.511	34.459	34.986	259.6	11		1:44.239	34.788	34.506	34.945	252.9	13:33:32.480
12		1:46.532	34.508	34.469	37.555	260.2	12		1:47.667	35.465	37.100	35.102	227.8	13:35:20.147
13		1:49.611	34.530	34.894	40.187	259.6	13		1:44.297	34.486	34.396	35.415	257.1	13:37:04.444
14		1:44.450	34.150	34.561	35.739	261.5	14		1:50.994	39.967	35.669	35.358	252.9	13:38:55.438
15		2:25.709 P	40.149	52.621	52.939	264.0	15		1:44.188	34.238	34.966	34.984	260.8	13:40:39.626
16		1:43.693	34.442	34.382	34.869	257.7	16		1:44.568	34.450	34.856	35.262	258.3	13:42:23.319
17		1:44.494	34.425	34.527	35.542	259.6	17		1:44.494	34.425	34.527	35.542	259.6	13:45:52.381
18		2:09.371 P	40.685	37.238	51.448	197.4	18		2:09.371 P	40.685	37.238	51.448	197.4	13:48:01.752
3 Lorenzo Ferrari Dallara F317 Spiess RP Motorsport							8 Lukas Dunner Dallara F317 HWA Teo Martin Motorsport							
Lap	D	Time	Sector 1	Sector 2	Sector 3	T. Spd	Lap	D	Time	Sector 1	Sector 2	Sector 3	T. Spd	Elapsed
1		13:07:59.535 P	13:06:23.494	40.686	55.355	163.8	1		13:07:19.937	13:05:59.696	40.918	39.323	159.7	13:07:19.937
2		2:54.106 P	1:27.889	37.502	48.715	178.5	2		1:51.301	35.909	37.913	37.479	243.2	13:09:11.238
3		2:17.845	1:06.028	35.826	35.991	187.5	3		1:54.140	39.694	37.866	36.580	250.5	13:11:05.378
4		1:46.385	35.225	35.488	35.672	251.1	4		1:44.740	34.724	34.861	35.155	254.7	13:12:50.118
5		1:46.345	35.383	35.285	35.677	251.1	5		1:44.418	34.556	34.797	35.065	258.3	13:14:34.536
6		18:25.345 P	35.175	35.276	17:14.894	251.1	6		1:48.300	34.552	38.512	35.236	264.0	13:16:22.836
6 Ido Cohen Dallara F317 Spiess Carlin Motorsport							17 1:43.035							
Lap	D	Time	Sector 1	Sector 2	Sector 3	T. Spd	Lap	D	Time	Sector 1	Sector 2	Sector 3	T. Spd	Elapsed
1		13:10:04.208	13:08:46.899	39.212	38.097	151.8	7		1:45.059	34.487	34.812	35.760	262.1	13:18:07.895
2		1:50.384	36.554	35.939	37.891	237.8	8		2:00.795 P	34.597	37.460	48.738	258.9	13:20:08.690
3		1:45.685	35.168	35.069	35.448	254.1	9		8:11.980	6:53.699	41.197	37.084	166.9	13:28:20.670
4		1:44.373	34.836	34.504	35.033	255.9	10		1:46.463	35.676	35.095	35.692	237.3	13:30:07.133
5		1:44.143	34.677	34.381	35.085	260.8	11		1:44.036	34.538	34.580	34.918	256.5	13:31:51.169
6		1:44.290	34.328	34.683	35.279	264.0	12		1:43.761	34.473	34.529	34.759	263.4	13:33:34.930
7		2:42.681 P	49.023	46.735	1:06.923	144.3	13		1:43.756	34.551	34.310	34.895	257.1	13:35:18.686
8		8:08.526	6:53.732	36.936	37.858	190.4	14		1:46.998	34.597	34.211	38.190	253.5	13:37:05.684
9		1:53.568	35.256	40.775	37.537	250.5	15		1:51.901	36.494	38.079	37.328	257.7	13:38:57.585
10		1:46.201	35.227	35.301	35.673	252.3	16		1:43.278	34.276	34.290	34.712	257.7	13:40:40.863
11		1:44.924	34.864	34.659	35.401	251.1	17		1:43.035	34.261	34.200	34.574	259.6	13:42:23.898
12		1:45.367	34.949	34.778	35.640	252.3	18		1:50.613 P	34.153	34.808	41.652	264.7	13:44:14.511
13		1:45.085	34.941	34.806	35.338	252.3								
14		1:55.619 P	34.845	34.709	46.065	251.7								
15		2:16.056	59.630	40.372	36.054	208.4								
16		1:44.712	34.691	34.754	35.267	256.5								
17		1:44.970	34.691	34.911	35.368	255.9								
18		1:55.132 P	34.719	35.269	45.144	255.9								





**Autodromo Nazionale Monza**  
**Euroformula Open**  
**Free Practice - 2**  
**Lap Analysis**



11							14								
Teppei Natori							Dallara F317 Spiess								
R							R								
Carlin Motorsport							Team Motopark								
Lap	D	Time	Sector 1	Sector 2	Sector 3	T. Spd	Elapsed	Lap	D	Time	Sector 1	Sector 2	Sector 3	T. Spd	Elapsed
1		13:10:00.867	13:08:41.283	41.771	37.813	169.2	13:10:00.867	1		13:07:18.148	13:05:58.703	40.084	39.361	167.4	13:07:18.148
2		1:49.177	36.638	36.625	35.914	236.8	13:11:50.044	2		1:58.802 P	36.129	37.734	44.939	252.3	13:09:16.950
3		1:44.043	34.631	34.510	34.902	256.5	13:13:34.087	3		2:29.163	1:17.580	35.994	35.589	125.0	13:11:46.113
4		1:45.277	34.348	35.681	35.248	263.4	13:15:19.364	4		1:44.566	34.652	34.593	35.321	255.9	13:13:30.679
5		1:44.502	34.512	35.061	34.929	257.1	13:17:03.866	5		1:45.504	34.494	35.849	35.161	262.7	13:15:16.183
6		1:44.977	34.477	35.378	35.122	258.3	13:18:48.843	6		1:44.239	34.517	34.654	35.068	265.3	13:17:00.422
7		2:34.973 P	48.414	42.155	1:04.404	154.5	13:21:23.816	7		1:44.642	34.759	34.543	35.340	255.3	13:18:45.064
8		5:45.675	4:33.977	36.056	35.642	208.0	13:27:09.491	8		2:29.184 P	44.611	45.455	59.118	141.9	13:21:14.248
9		1:44.748	34.733	35.027	34.988	252.3	13:28:54.239	9		5:46.696	4:35.960	35.405	35.331	190.4	13:27:00.944
10		1:44.128	34.659	34.452	35.017	254.7	13:30:38.367	10		1:44.724	34.602	34.962	35.160	261.5	13:28:45.668
11		1:44.405	34.610	34.781	35.014	255.3	13:32:22.772	11		1:44.991	34.406	35.597	34.988	259.6	13:30:30.659
12		1:43.698	34.482	34.421	34.795	257.1	13:34:06.470	12		1:44.646	34.726	34.986	34.934	259.6	13:32:15.305
13		1:44.646	34.375	35.161	35.110	256.5	13:35:51.116	13		1:44.527	34.600	34.878	35.049	260.8	13:33:59.832
14		1:49.161	34.526	39.381	35.254	255.9	13:37:40.277	14		1:46.109	35.508	35.330	35.271	252.3	13:35:45.941
15		1:44.224	34.455	34.640	35.129	257.1	13:39:24.501	15		1:46.268	34.857	36.358	35.053	261.5	13:37:32.209
16		1:48.215	36.655	36.260	35.300	256.5	13:41:12.716	16		1:44.047	34.639	34.543	34.865	251.7	13:39:16.256
17		1:45.033	34.824	35.216	34.993	264.0	13:42:57.749	17		1:44.076	34.623	34.523	34.930	252.3	13:41:00.332
18		1:43.765	34.392	34.492	34.881	258.3	13:44:41.514	18		1:45.431	35.077	35.221	35.133	252.9	13:42:45.763
19		1:44.005	34.311	34.679	35.015	258.9	13:46:25.519	19		1:44.432	34.942	34.701	34.789	261.5	13:44:30.195
20		1:55.382 P	35.054	36.107	44.221	256.5	13:48:20.901	20		2:08.968 P	43.265	38.505	47.198	200.7	13:46:39.163

12							18								
Christian Hahn							Dallara F317 Spiess								
R							R								
Carlin Motorsport							Team Motopark								
Lap	D	Time	Sector 1	Sector 2	Sector 3	T. Spd	Elapsed	Lap	D	Time	Sector 1	Sector 2	Sector 3	T. Spd	Elapsed
1		13:07:53.822 P	13:06:28.457	38.085	47.280	194.9	13:07:53.822	1		13:07:12.678	13:05:52.736	40.105	39.837	167.1	13:07:12.678
2		2:32.105	1:18.392	36.370	37.343	203.3	13:10:25.927	2		2:08.536 P	43.262	39.230	46.044	182.1	13:09:21.214
3		1:45.303	35.179	34.783	35.341	252.3	13:12:11.230	3		2:29.677	1:16.527	36.953	36.197	116.0	13:11:50.891
4		1:45.365	35.229	34.957	35.179	252.3	13:13:56.595	4		1:45.735	34.698	35.499	35.538	258.9	13:13:36.626
5		1:44.725	34.954	34.655	35.116	253.5	13:15:41.320	5		1:45.316	34.810	35.109	35.397	255.3	13:15:21.942
6		1:44.603	34.829	34.706	35.068	254.1	13:17:25.923	6		1:45.059	34.614	34.964	35.481	255.9	13:17:07.001
7		2:05.143 P	34.957	34.805	55.381	253.5	13:19:31.066	7		1:52.785 P	34.508	34.840	43.437	255.3	13:18:59.786
8		8:15.623	7:00.150	37.673	37.800	190.1	13:27:46.689	8		8:12.826	6:58.298	37.687	36.841	196.0	13:27:12.612
9		2:01.278 P	37.158	38.244	45.876	238.9	13:29:47.967	9		1:46.380	35.394	35.412	35.574	246.0	13:28:58.992
10		2:12.633	1:01.591	35.665	35.377	208.4	13:32:00.600	10		1:44.748	34.763	34.820	35.165	254.1	13:30:43.740
11		1:45.090	34.957	34.906	35.227	254.1	13:33:45.690	11		1:44.374	34.530	34.656	35.188	257.1	13:32:28.114
12		1:43.725	34.911	34.121	34.693	253.5	13:35:29.415	12		1:44.677	34.642	34.685	35.350	257.1	13:34:12.791
13		1:45.230	34.633	34.656	35.941	254.1	13:37:14.645	13		1:44.750	34.767	34.601	35.382	253.5	13:35:57.541
14		1:43.772	34.606	34.249	34.917	254.1	13:38:58.417	14		1:44.565	34.687	34.619	35.259	254.1	13:37:42.106
15		1:43.414	34.155	34.455	34.804	261.5	13:40:41.831	15		1:44.254	34.454	34.675	35.125	257.1	13:39:26.360
16		1:44.125	34.241	34.579	35.305	261.5	13:42:25.956	16		1:44.655	34.481	34.525	35.649	256.5	13:41:11.015
17		1:43.817	34.542	34.350	34.925	257.7	13:44:09.773	17		1:44.594	34.709	34.671	35.214	254.1	13:42:55.609
18		1:43.845	34.507	34.288	35.050	258.3	13:45:53.618	18		1:44.347	34.578	34.582	35.187	254.7	13:44:39.956
19		2:00.509 P	38.051	35.852	46.606	179.4	13:47:54.127	19		1:46.275	34.566	36.014	35.695	255.9	13:46:26.231
20								20		1:56.375 P	34.826	36.372	45.177	260.8	13:48:22.606





**Autodromo Nazionale Monza**  
**Euroformula Open**  
**Free Practice - 2**  
**Lap Analysis**



<b>21</b>	Calan Williams	Dallara F317 HWA	<b>26</b>	Linus Lundqvist	Dallara F317 HWA
		Fortec Motorsport		R	Double R

Lap	D	Time	Sector 1	Sector 2	Sector 3	T. Spd	Elapsed	Lap	D	Time	Sector 1	Sector 2	Sector 3	T. Spd	Elapsed
1		13:08:09.052	13:06:50.532	40.384	38.136	186.5	13:08:09.052	1		13:08:07.905	13:06:49.521	40.582	37.802	189.4	13:08:07.905
2		1:47.314	35.331	35.792	36.191	257.1	13:09:56.366	2		1:47.389	35.491	35.461	36.437	251.7	13:09:55.294
3		1:45.732	35.015	35.161	35.556	258.9	13:11:42.098	3		1:49.349	35.201	35.205	38.943	252.3	13:11:44.643
4		1:49.907	35.078	35.176	39.653	254.7	13:13:32.005	4		1:45.618	34.691	35.749	35.178	257.7	13:13:30.261
5		1:51.383	34.930	41.039	35.414	262.1	13:15:23.388	5		1:45.585	34.852	35.633	35.100	257.1	13:15:15.846
6		1:44.768	34.717	34.925	35.126	262.7	13:17:08.156	6		1:46.225	35.487	35.653	35.085	257.1	13:17:02.071
7		1:54.934 P	34.413	34.912	45.609	263.4	13:19:03.090	7		1:44.418	34.531	34.827	35.060	265.3	13:18:46.489
8		9:15.838	7:58.565	39.909	37.364	208.0	13:28:18.928	8		2:35.277 P	49.799	41.582	1:03.896	148.7	13:21:21.766
9		1:46.201	34.862	35.081	36.258	257.7	13:30:05.129	9		6:55.951	5:39.098	39.637	37.216	181.8	13:28:17.717
10		1:45.382	34.581	35.162	35.639	261.5	13:31:50.511	10		1:45.405	35.285	34.932	35.188	250.0	13:30:03.122
11		1:46.134	34.957	35.937	35.240	258.3	13:33:36.645	11		1:49.351	34.932	34.707	39.712	252.3	13:31:52.473
12		<b>1:44.107</b>	34.425	<b>34.663</b>	<b>35.019</b>	260.8	13:35:20.752	12		1:45.493	34.551	34.858	36.084	260.2	13:33:37.966
13		1:46.350	34.588	35.071	36.691	266.6	13:37:07.102	13		<b>1:43.856</b>	34.515	<b>34.488</b>	34.853	260.2	13:35:21.822
14		1:44.533	<b>34.401</b>	34.877	35.255	261.5	13:38:51.635	14		1:46.692	<b>34.427</b>	34.866	37.399	260.8	13:37:08.514
15		1:46.313	34.939	34.925	36.449	255.9	13:40:37.948	15		1:44.325	34.585	34.874	34.866	260.2	13:38:52.839
16		1:44.319	34.546	34.676	35.097	260.8	13:42:22.267	16		1:43.992	34.462	34.667	34.863	258.9	13:40:36.831
17		1:44.941	34.566	34.927	35.448	261.5	13:44:07.208	17		1:44.601	34.762	34.727	35.112	252.3	13:42:21.432
18		1:45.954	34.662	34.724	36.568	255.3	13:45:53.162	18		1:49.439	34.756	34.914	39.769	252.9	13:44:10.871
19		1:58.154 P	37.603	35.897	44.654	201.4	13:47:51.316	19		1:43.857	34.476	34.578	<b>34.803</b>	260.2	13:45:54.728
20		2:03.917 P						20		2:03.917 P	39.304	37.091	47.522	174.4	13:47:58.645

<b>25</b>	Cameron Das	Dallara F317 Spiess	<b>30</b>	Liam Lawson	Dallara F317 Spiess
		Team Motopark		R	Team Motopark

Lap	D	Time	Sector 1	Sector 2	Sector 3	T. Spd	Elapsed	Lap	D	Time	Sector 1	Sector 2	Sector 3	T. Spd	Elapsed
1		13:07:19.527	13:05:53.660	40.871	44.996	165.8	13:07:19.527	1		13:07:18.845	13:05:57.831	41.270	39.744	165.8	13:07:18.845
2		2:00.147 P	36.869	37.979	45.299	214.7	13:09:19.674	2		1:59.420 P	36.404	37.626	45.390	224.0	13:09:18.265
3		2:28.123	1:15.819	36.462	35.842	118.8	13:11:47.797	3		2:28.498	1:16.640	36.295	35.563	122.7	13:11:46.763
4		1:45.611	34.935	34.934	35.742	257.7	13:13:33.408	4		1:44.367	34.426	34.797	35.144	260.2	13:13:31.130
5		1:46.430	34.635	36.536	35.259	258.9	13:15:19.838	5		1:45.515	34.397	35.730	35.388	262.1	13:15:16.645
6		1:44.762	34.538	34.895	35.329	264.7	13:17:04.600	6		1:44.947	34.704	35.290	34.953	261.5	13:17:01.592
7		1:52.259 P	34.410	35.239	42.610	261.5	13:18:56.859	7		1:44.220	34.480	34.640	35.100	259.6	13:18:45.812
8		8:15.037	7:03.968	35.606	35.463	197.8	13:27:11.896	8		2:34.252 P	49.457	41.215	1:03.580	149.3	13:21:20.064
9		1:45.395	34.942	34.935	35.518	253.5	13:28:57.291	9		5:40.490	4:29.741	35.437	35.312	193.5	13:27:00.554
10		1:44.751	34.793	34.708	35.250	254.1	13:30:42.042	10		1:44.517	34.651	34.744	35.122	257.1	13:28:45.071
11		1:48.271	37.586	35.402	35.283	255.3	13:34:14.918	11		1:45.065	34.748	35.194	35.123	258.9	13:30:30.136
12		1:44.172	34.528	34.596	35.048	256.5	13:35:59.090	12		1:44.720	34.953	34.665	35.102	252.9	13:32:14.856
13		1:44.076	34.545	34.556	34.975	257.7	13:37:43.166	13		1:45.421	35.052	35.311	35.058	253.5	13:34:00.277
14		1:43.979	34.383	34.541	35.055	258.9	13:39:27.145	14		1:45.304	35.081	35.094	35.129	262.7	13:35:45.581
15		1:44.316	<b>34.329</b>	34.572	35.415	261.5	13:41:11.461	15		1:47.065	35.136	36.560	35.369	252.3	13:37:32.646
16		1:49.612	34.652	37.548	37.412	260.2	13:43:01.073	16		1:44.107	34.497	34.701	<b>34.909</b>	262.1	13:39:16.753
17		<b>1:43.811</b>	34.361	<b>34.454</b>	34.996	257.7	13:44:44.884	17		<b>1:43.996</b>	<b>34.332</b>	34.679	34.985	261.5	13:41:00.749
18		1:43.990	34.462	34.586	<b>34.942</b>	255.9	13:46:28.874	18		1:44.616	34.591	35.016	35.009	263.4	13:42:45.365
19		1:54.656 P	34.704	34.940	45.012	257.1	13:48:23.530	19		1:44.561	35.017	<b>34.574</b>	34.970	252.3	13:44:29.926
20								20		2:11.710 P	42.267	39.172	50.271	184.6	13:46:41.636







**Autodromo Nazionale Monza**  
**Euroformula Open**  
**Free Practice - 2**  
**Lap Analysis**



**31**

Billy Monger

Dallara F317 Spiess

**63**

Nicolai Kjaergaard

Dallara F317 Spiess

R

Carlin Motorsport

R

Carlin Motorsport

Lap	D	Time	Sector 1	Sector 2	Sector 3	T. Spd	Elapsed	Lap	D	Time	Sector 1	Sector 2	Sector 3	T. Spd	Elapsed
1		13:07:22.373	13:06:05.201	38.343	38.829	177.3	13:07:22.373	1		13:07:21.183	13:06:00.829	40.731	39.623	184.9	13:07:21.183
2		1:51.907	35.959	38.135	37.813	236.3	13:09:14.280	2		1:51.340	36.328	38.093	36.919	248.2	13:09:12.523
3		1:45.070	34.868	34.872	35.330	254.7	13:10:59.350	3		1:45.433	35.140	34.911	35.382	256.5	13:10:57.956
4		1:44.545	34.803	34.681	35.061	254.1	13:12:43.895	4		1:44.877	34.763	34.650	35.464	251.1	13:12:42.833
5		1:44.269	34.744	34.495	35.030	256.5	13:14:28.164	5		1:44.629	34.845	34.560	35.224	251.7	13:14:27.462
6		1:53.991	35.656	37.860	40.475	257.1	13:16:22.155	6		1:44.468	34.726	34.561	35.181	251.7	13:16:11.930
7		1:56.923 P	35.725	36.712	44.486	254.1	13:18:19.078	7		1:43.929	34.633	34.401	34.895	252.9	13:17:55.859
8		10:52.727	9:38.271	37.366	37.090	184.6	13:29:11.805	8		2:01.397 P	34.845	35.808	50.744	252.9	13:19:57.256
9		1:54.856	35.803	35.791	43.262	246.5	13:31:06.661	9		7:46.273	6:27.706	39.907	38.660	137.2	13:27:43.529
10		1:53.669 P	34.923	34.606	44.140	250.0	13:33:00.330	10		2:03.281 P	38.722	38.455	46.104	227.8	13:29:46.810
11		2:10.322	56.214	36.951	37.157	208.0	13:35:10.652	11		2:30.047	58.630	44.387	47.030	202.6	13:32:16.857
12		1:59.729	34.689	34.236	50.804	254.1	13:37:10.381	12		1:45.104	34.695	34.540	35.869	257.7	13:34:01.961
13		1:44.149	34.569	34.423	35.157	260.2	13:38:54.530	13		1:50.993	34.643	39.905	36.445	256.5	13:35:52.954
14		1:48.378	34.499	36.209	37.670	257.1	13:40:42.908	14		1:44.024	34.434	34.716	34.874	256.5	13:37:36.978
15		<b>1:43.705</b>	<b>34.472</b>	<b>34.232</b>	<b>35.001</b>	256.5	13:42:26.613	15		<b>1:43.066</b>	34.309	34.243	<b>34.514</b>	257.1	13:39:20.044
16		1:47.834	34.573	37.863	35.398	259.6	13:44:14.447	16		1:54.574	35.684	38.177	40.713	201.8	13:41:14.618
17		1:50.672 P	34.479	34.585	41.608	255.9	13:46:05.119	17		1:44.581	34.671	<b>34.200</b>	35.710	257.7	13:42:59.199
18		1:53.475 P						18		<b>34.281</b>	34.921	44.273	258.9	13:44:52.674	

**33**

Marino Sato

Dallara F317 Spiess

**88**

Filip Kaminiarz

Dallara F317 HWA

Team Motopark

R

Drivex School

Lap	D	Time	Sector 1	Sector 2	Sector 3	T. Spd	Elapsed	Lap	D	Time	Sector 1	Sector 2	Sector 3	T. Spd	Elapsed
1		13:07:15.342	13:05:55.729	40.900	38.713	156.0	13:07:15.342	1		13:07:57.311 P	13:06:15.050	44.297	57.964	133.9	13:07:57.311
2		1:56.527 P	36.053	35.865	44.609	249.4	13:09:11.869	2		2:53.682 P	1:25.435	40.264	47.983	169.2	13:10:50.993
3		2:10.725	1:00.258	35.067	35.400	204.1	13:11:22.594	3		2:31.123	1:12.549	38.763	39.811	174.4	13:13:22.116
4		1:44.838	35.053	34.653	35.132	251.1	13:13:07.432	4		2:09.379	38.266	50.173	40.940	185.8	13:15:31.495
5		1:44.325	34.758	34.653	34.914	252.9	13:14:51.757	5		1:58.825	39.923	41.024	37.878	179.7	13:17:30.320
6		1:44.310	34.853	34.497	34.960	252.3	13:16:36.067	6		2:04.361 P	35.302	35.445	53.614	252.3	13:19:34.681
7		1:43.807	34.667	34.364	34.776	254.1	13:18:19.874	7		9:00.217	7:41.123	40.348	38.746	152.1	13:28:34.898
8		1:59.676 P	34.691	35.654	49.331	254.1	13:20:19.550	8		1:58.494	38.249	38.039	42.206	206.8	13:30:33.392
9		6:40.155	5:29.793	35.111	35.251	197.8	13:26:59.705	9		1:45.036	35.105	34.818	<b>35.113</b>	257.7	13:32:18.428
10		1:44.983	35.017	34.695	35.271	249.4	13:28:44.688	10		1:45.277	35.032	34.712	35.533	229.7	13:34:03.705
11		1:46.640	35.090	36.296	35.254	251.1	13:30:31.328	11		<b>1:44.755</b>	<b>34.735</b>	<b>34.651</b>	35.369	258.3	13:35:48.460
12		1:44.312	34.529	34.899	34.884	260.8	13:32:15.640	12		1:45.333	34.900	34.915	35.518	258.9	13:37:33.793
13		1:44.916	34.686	35.205	35.025	267.3	13:34:00.556	13		1:45.257	34.950	34.874	35.433	257.1	13:39:19.050
14		1:45.693	34.910	35.703	35.080	264.7	13:35:46.249	14		1:53.024	37.947	37.557	37.520	209.3	13:41:12.074
15		2:11.004	34.797	1:00.809	35.398	263.4	13:37:57.253	15		1:51.643	40.793	35.162	35.688	257.7	13:43:03.717
16		1:44.219	34.679	34.572	34.968	252.9	13:39:41.472	16		1:45.426	35.025	34.901	35.500	254.7	13:44:49.143
17		1:43.818	34.562	34.265	34.991	252.9	13:41:25.290	17		1:54.413 P	35.037	34.944	44.432	252.9	13:46:43.556
18		1:43.601	34.494	<b>34.246</b>	34.861	254.7	13:43:08.891								
19		<b>1:43.392</b>	34.421	34.250	<b>34.721</b>	255.9	13:44:52.283								
20		1:53.838 P	<b>34.351</b>	34.552	44.935	257.1	13:46:46.121								





**Autodromo Nazionale Monza**  
**Euroformula Open**  
**Free Practice - 2**  
**Lap Analysis**




**99** Rui Andrade Dallara F317 HWA

R Drivex School

Lap	D	Time	Sector 1	Sector 2	Sector 3	T. Spd	Elapsed
1		13:07:13.296	13:05:52.756	40.930	39.610	167.9	13:07:13.296
2		2:02.083	39.885	42.780	39.418	172.2	13:09:15.379
3		1:46.766	35.022	35.676	36.068	259.6	13:11:02.145
4		1:46.462	35.053	35.584	35.825	254.7	13:12:48.607
5		1:45.580	34.893	35.345	35.342	255.9	13:14:34.187
6		1:46.042	34.906	35.447	35.689	256.5	13:16:20.229
7		1:46.130	35.070	35.498	35.562	252.9	13:18:06.359
8		2:00.816 P	35.029	37.942	47.845	252.3	13:20:07.175
9		8:26.229	7:06.640	40.541	39.048	169.5	13:28:33.404
10		1:59.168	38.551	38.304	42.313	215.5	13:30:32.572
11		1:45.517	34.932	35.190	35.395	257.7	13:32:18.089
12		1:44.557	34.581	34.892	35.084	258.9	13:34:02.646
13		1:44.983	34.565	35.319	35.099	261.5	13:35:47.629
14		1:47.149	34.661	35.320	37.168	255.9	13:37:34.778
15		1:44.744	34.612	35.100	35.032	260.8	13:39:19.522
16		1:44.290	34.178	34.834	35.278	261.5	13:41:03.812
17		1:44.503	34.647	34.767	35.089	255.9	13:42:48.315
18		1:44.383	34.552	34.680	35.151	255.3	13:44:32.698
19		1:45.497	34.952	35.108	35.437	255.9	13:46:18.195
20		1:54.523 P	34.879	35.578	44.066	252.3	13:48:12.718





Autodromo Nazionale Monza

Euroformula Open

Free Practice - 2

Best Sectors Results



Sector - 1				Sector - 2				Sector - 3				Ideal Lap vs Best Lap				
Clas	Nº	Driver	Time	Nº	Driver	Time	Nº	Driver	Time	Clas	Nº	Driver	Ideal Lap	Best Lap	Clas	
1	1	Kyle Kirkwood	34.150	12	Christian Hahn	34.121	63	Nicolai Kjaergaard	34.514	1	8	Lukas Dunner	1:42.927	1:43.035	1	
2	8	Lukas Dunner	34.153	8	Lukas Dunner	34.200	8	Lukas Dunner	34.574	2	12	Christian Hahn	1:42.969	1:43.414	4	
3	12	Christian Hahn	34.155	63	Nicolai Kjaergaard	34.200	12	Christian Hahn	34.693	3	63	Nicolai Kjaergaard	1:42.995	1:43.066	2	
4	99	Rui Andrade	34.178	31	Billy Monger	34.232	33	Marino Sato	34.721	4	33	Marino Sato	1:43.318	1:43.392	3	
5	7	Jack Doohan	34.238	33	Marino Sato	34.246	14	Yuki Tsunoda	34.789	5	7	Jack Doohan	1:43.489	1:43.693	5	
6	63	Nicolai Kjaergaard	34.281	6	Ido Cohen	34.381	11	Teppei Natori	34.795	6	11	Teppei Natori	1:43.527	1:43.698	6	
7	11	Teppei Natori	34.311	7	Jack Doohan	34.382	26	Linus Lundqvist	34.803	7	1	Kyle Kirkwood	1:43.595	1:43.956	10	
8	6	Ido Cohen	34.328	11	Teppei Natori	34.421	7	Jack Doohan	34.869	8	31	Billy Monger	1:43.705	1:43.705	7	
9	25	Cameron Das	34.329	25	Cameron Das	34.454	30	Liam Lawson	34.909	9	26	Linus Lundqvist	1:43.718	1:43.856	9	
10	30	Liam Lawson	34.332	1	Kyle Kirkwood	34.459	25	Cameron Das	34.942	10	14	Yuki Tsunoda	1:43.718	1:44.047	12	
11	33	Marino Sato	34.351	26	Linus Lundqvist	34.488	1	Kyle Kirkwood	34.986	11	25	Cameron Das	1:43.725	1:43.811	8	
12	21	Calan Williams	34.401	14	Yuki Tsunoda	34.523	31	Billy Monger	35.001	12	6	Ido Cohen	1:43.742	1:44.143	14	
13	14	Yuki Tsunoda	34.406	18	Niklas Krütten	34.525	21	Calan Williams	35.019	13	30	Liam Lawson	1:43.815	1:43.996	11	
14	26	Linus Lundqvist	34.427	30	Liam Lawson	34.574	99	Rui Andrade	35.032	14	99	Rui Andrade	1:43.890	1:44.290	16	
15	18	Niklas Krütten	34.454	88	Filip Kaminiarz	34.651	6	Ido Cohen	35.033	15	21	Calan Williams	1:44.083	1:44.107	13	
16	31	Billy Monger	34.472	21	Calan Williams	34.663	88	Filip Kaminiarz	35.113	16	18	Niklas Krütten	1:44.104	1:44.254	15	
17	88	Filip Kaminiarz	34.735	99	Rui Andrade	34.680	18	Niklas Krütten	35.125	17	88	Filip Kaminiarz	1:44.499	1:44.755	17	
18	3	Lorenzo Ferrari	35.175	3	Lorenzo Ferrari	35.276	3	Lorenzo Ferrari	35.672	18	3	Lorenzo Ferrari	1:46.123	1:46.345	18	








**Autodromo Nazionale Monza**  
**Euroformula Open**  
**Free Practice - 2**  
**Best 5 Lap Times**



Cls	Nº	Entrant	Nat	Driver	Nat	Cat	Cls	Chassis - Engine	Team	Best 1		Best 2		Best 3		Best 4		Best 5	
										Time	Lap	Time	Lap	Time	Lap	Time	Lap	Time	Lap
1	8	Teo Martin Motorsport	ESP	Lukas Dunner	AUT			Dallara F317 HWA	Teo Martin Motorsport	1:43.035	17	1:43.278	16	1:43.756	13	1:43.761	12	1:44.036	11
2	63	Carlin Motorsport	GBR	Nicolai Kjaergaard	DNK	R	1	Dallara F317 Spiess	Carlin Motorsport	1:43.066	15	1:43.929	7	1:44.024	14	1:44.468	6	1:44.581	17
3	33	Team Motopark	DEU	Marino Sato	JPN			Dallara F317 Spiess	Team Motopark	1:43.392	19	1:43.601	18	1:43.807	7	1:43.818	17	1:44.219	16
4	12	Carlin Motorsport	GBR	Christian Hahn	BRA			Dallara F317 Spiess	Carlin Motorsport	1:43.414	15	1:43.725	12	1:43.772	14	1:43.817	17	1:43.845	18
5	7	Double R	GBR	Jack Doohan	AUS	R	2	Dallara F317 HWA	Double R	1:43.693	16	1:44.188	15	1:44.237	9	1:44.239	11	1:44.259	10
6	11	Carlin Motorsport	GBR	Teppei Natori	JPN	R	3	Dallara F317 Spiess	Carlin Motorsport	1:43.698	12	1:43.765	18	1:44.005	19	1:44.043	3	1:44.128	10
7	31	Carlin Motorsport	GBR	Billy Monger	GBR	R	4	Dallara F317 Spiess	Carlin Motorsport	1:43.705	15	1:44.149	13	1:44.269	5	1:44.545	4	1:45.070	3
8	25	Team Motopark	DEU	Cameron Das	USA			Dallara F317 Spiess	Team Motopark	1:43.811	18	1:43.979	15	1:43.990	19	1:44.076	14	1:44.172	13
9	26	Double R	GBR	Linus Lundqvist	SWE	R	5	Dallara F317 HWA	Double R	1:43.856	13	1:43.857	19	1:43.992	16	1:44.325	15	1:44.601	17
10	1	RP Motorsport	ITA	Kyle Kirkwood	USA			Dallara F317 Spiess	RP Motorsport	1:43.956	11	1:44.450	14	1:45.234	6	1:45.304	4	1:46.532	12
11	30	Team Motopark	DEU	Liam Lawson	NZL	R	6	Dallara F317 Spiess	Team Motopark	1:43.996	17	1:44.107	16	1:44.367	4	1:44.517	10	1:44.561	19
12	14	Team Motopark	DEU	Yuki Tsunoda	JPN	R	7	Dallara F317 Spiess	Team Motopark	1:44.047	16	1:44.076	17	1:44.239	6	1:44.432	19	1:44.527	13
13	21	Fortec Motorsport	GBR	Calan Williams	AUS			Dallara F317 HWA	Fortec Motorsport	1:44.107	12	1:44.319	16	1:44.533	14	1:44.768	6	1:44.941	17
14	6	Carlin Motorsport	GBR	Ido Cohen	ISR	R	8	Dallara F317 Spiess	Carlin Motorsport	1:44.143	5	1:44.373	4	1:44.712	16	1:44.924	11	1:44.970	17
15	18	Team Motopark	DEU	Niklas Krütten	DEU	R	9	Dallara F317 Spiess	Team Motopark	1:44.254	15	1:44.347	18	1:44.374	11	1:44.565	14	1:44.594	17
16	99	Drivex School	ESP	Rui Andrade	AGO	R	10	Dallara F317 HWA	Drivex School	1:44.290	16	1:44.383	18	1:44.503	17	1:44.557	12	1:44.744	15
17	88	Drivex School	ESP	Filip Kaminiarz	POL	R	11	Dallara F317 HWA	Drivex School	1:44.755	11	1:45.036	9	1:45.257	13	1:45.277	10	1:45.333	12
18	3	RP Motorsport	ITA	Lorenzo Ferrari	ITA	R	12	Dallara F317 Spiess	RP Motorsport	1:46.345	5	1:46.385	4	2:17.845	3	2:54.106	2	18:25.34	6






**Autodromo Nazionale Monza**  
**Euroformula Open**  
**Free Practice - 2**  
**Best 5 Top Speeds**



Cls	Nº	Entrant	Nat	Driver	Nat	Cat	Cls	Chassis - Engine	Team	Top 1		Top 2		Top 3		Top 4		Top 5		Avg
										Km/h	Lap	Km/h	Lap	Km/h	Lap	Km/h	Lap	Km/h	Lap	
1	33	Team Motopark	DEU	Marino Sato	JPN			Dallara F317 Spiess	Team Motopark	267.3	13	264.7	14	263.4	15	260.8	12	257.1	20	262.6
2	21	Fortec Motorsport	GBR	Calan Williams	AUS			Dallara F317 HWA	Fortec Motorsport	266.6	13	263.4	7	262.7	6	262.1	5	261.5	10	263.2
3	14	Team Motopark	DEU	Yuki Tsunoda	JPN	R	1	Dallara F317 Spiess	Team Motopark	265.3	6	262.7	5	261.5	10	261.5	15	261.5	19	262.5
4	26	Double R	GBR	Linus Lundqvist	SWE	R	2	Dallara F317 HWA	Double R	265.3	7	260.8	14	260.2	12	260.2	13	260.2	15	261.3
5	8	Teo Martin Motorsport	ESP	Lukas Dunner	AUT			Dallara F317 HWA	Teo Martin Motorsport	264.7	18	264.0	6	263.4	12	262.1	7	259.6	17	262.7
6	25	Team Motopark	DEU	Cameron Das	USA			Dallara F317 Spiess	Team Motopark	264.7	6	261.5	7	261.5	16	260.2	17	258.9	5	261.3
7	1	RP Motorsport	ITA	Kyle Kirkwood	USA			Dallara F317 Spiess	RP Motorsport	264.0	15	261.5	14	260.2	12	259.6	11	259.6	13	261.0
8	6	Carlin Motorsport	GBR	Ido Cohen	ISR	R	3	Dallara F317 Spiess	Carlin Motorsport	264.0	6	260.8	5	256.5	16	255.9	4	255.9	17	258.6
9	11	Carlin Motorsport	GBR	Teppei Natori	JPN	R	4	Dallara F317 Spiess	Carlin Motorsport	264.0	17	263.4	4	258.9	19	258.3	6	258.3	18	260.6
10	30	Team Motopark	DEU	Liam Lawson	NZL	R	5	Dallara F317 Spiess	Team Motopark	263.4	18	262.7	14	262.1	5	262.1	16	261.5	6	262.3
11	12	Carlin Motorsport	GBR	Christian Hahn	BRA			Dallara F317 Spiess	Carlin Motorsport	261.5	15	261.5	16	258.3	18	257.7	17	254.1	6	258.6
12	99	Drivex School	ESP	Rui Andrade	AGO	R	6	Dallara F317 HWA	Drivex School	261.5	13	261.5	16	260.8	15	259.6	3	258.9	12	260.4
13	7	Double R	GBR	Jack Doohan	AUS	R	7	Dallara F317 HWA	Double R	260.8	3	260.8	15	259.6	18	258.3	9	258.3	17	259.6
14	18	Team Motopark	DEU	Niklas Krütten	DEU	R	8	Dallara F317 Spiess	Team Motopark	260.8	20	258.9	4	257.1	11	257.1	12	257.1	15	258.2
15	31	Carlin Motorsport	GBR	Billy Monger	GBR	R	9	Dallara F317 Spiess	Carlin Motorsport	260.2	13	259.6	16	257.1	6	257.1	14	256.5	5	258.1
16	63	Carlin Motorsport	GBR	Nicolai Kjaergaard	DNK	R	10	Dallara F317 Spiess	Carlin Motorsport	258.9	18	257.7	12	257.7	17	257.1	15	256.5	3	257.6
17	88	Drivex School	ESP	Filip Kaminiarz	POL	R	11	Dallara F317 HWA	Drivex School	258.9	12	258.3	11	257.7	9	257.7	15	257.1	13	258.0
18	3	RP Motorsport	ITA	Lorenzo Ferrari	ITA	R	12	Dallara F317 Spiess	RP Motorsport	251.1	4	251.1	5	251.1	6	187.5	3	178.5	2	223.9






**Autodromo Nazionale Monza**  
**Euroformula Open**  
**Free Practice - 2**  
**Fastest Laps Sequence**



Lap	Time of Day	Session Time	Nº	Entrant	Nat	Driver	Nat	Cat	Chassis - Engine	Team	Time	Km/h
2	13:09:11.238	4:11.238	8	Teo Martin Motorsport	ESP	Lukas Dunner	AUT		Dallara F317 HWA	Teo Martin Motorsport	<b>1:51.301</b>	187.3
2	13:09:55.294	4:55.294	26	Double R	GBR	Linus Lundqvist	SWE	R	Dallara F317 HWA	Double R	<b>1:47.389</b>	194.1
2	13:09:56.366	4:56.366	21	Fortec Motorsport	GBR	Calan Williams	AUS		Dallara F317 HWA	Fortec Motorsport	<b>1:47.314</b>	194.3
2	13:09:57.113	4:57.113	7	Double R	GBR	Jack Doohan	AUS	R	Dallara F317 HWA	Double R	<b>1:46.719</b>	195.4
3	13:10:57.956	5:57.956	63	Carlin Motorsport	GBR	Nicolai Kjaergaard	DNK	R	Dallara F317 Spiess	Carlin Motorsport	<b>1:45.433</b>	197.8
3	13:10:59.350	5:59.350	31	Carlin Motorsport	GBR	Billy Monger	GBR	R	Dallara F317 Spiess	Carlin Motorsport	<b>1:45.070</b>	198.4
4	13:12:42.833	7:42.833	63	Carlin Motorsport	GBR	Nicolai Kjaergaard	DNK	R	Dallara F317 Spiess	Carlin Motorsport	<b>1:44.877</b>	198.8
4	13:12:43.895	7:43.895	31	Carlin Motorsport	GBR	Billy Monger	GBR	R	Dallara F317 Spiess	Carlin Motorsport	<b>1:44.545</b>	199.4
4	13:13:31.130	8:31.130	30	Team Motopark	DEU	Liam Lawson	NZL	R	Dallara F317 Spiess	Team Motopark	<b>1:44.367</b>	199.8
3	13:13:34.087	8:34.087	11	Carlin Motorsport	GBR	Teppei Natori	JPN	R	Dallara F317 Spiess	Carlin Motorsport	<b>1:44.043</b>	200.4
7	13:17:55.859	12:55.859	63	Carlin Motorsport	GBR	Nicolai Kjaergaard	DNK	R	Dallara F317 Spiess	Carlin Motorsport	<b>1:43.929</b>	200.6
7	13:18:19.874	13:19.874	33	Team Motopark	DEU	Marino Sato	JPN		Dallara F317 Spiess	Team Motopark	<b>1:43.807</b>	200.8
12	13:33:34.930	28:34.930	8	Teo Martin Motorsport	ESP	Lukas Dunner	AUT		Dallara F317 HWA	Teo Martin Motorsport	<b>1:43.761</b>	200.9
12	13:34:06.470	29:06.470	11	Carlin Motorsport	GBR	Teppei Natori	JPN	R	Dallara F317 Spiess	Carlin Motorsport	<b>1:43.698</b>	201.1
15	13:39:20.044	34:20.044	63	Carlin Motorsport	GBR	Nicolai Kjaergaard	DNK	R	Dallara F317 Spiess	Carlin Motorsport	<b>1:43.066</b>	202.3
17	13:42:23.898	37:23.898	8	Teo Martin Motorsport	ESP	Lukas Dunner	AUT		Dallara F317 HWA	Teo Martin Motorsport	<b>1:43.035</b>	202.4



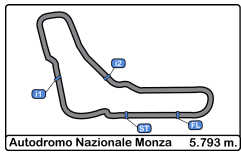


**Autodromo Nazionale Monza**  
**Euroformula Open**  
**Free Practice - 2**  
**Event Best Maximum Speed**



Nº	Entrant	Nat	Driver	Nat	Cat	Clas	Chassis - Engine	Team	Km/h	Session
33	Team Motopark	DEU	Marino Sato	JPN			Dallara F317 Spiess	Team Motopark	267.3	Free Practice - 2
21	Fortec Motorsport	GBR	Calan Williams	AUS			Dallara F317 HWA	Fortec Motorsport	266.6	Free Practice - 2
14	Team Motopark	DEU	Yuki Tsunoda	JPN	R	1	Dallara F317 Spiess	Team Motopark	265.3	Free Practice - 2
26	Double R	GBR	Linus Lundqvist	SWE	R	2	Dallara F317 HWA	Double R	265.3	Free Practice - 2
25	Team Motopark	DEU	Cameron Das	USA			Dallara F317 Spiess	Team Motopark	264.7	Free Practice - 2
8	Teo Martin Motorsport	ESP	Lukas Dunner	AUT			Dallara F317 HWA	Teo Martin Motorsport	264.7	Free Practice - 2
18	Team Motopark	DEU	Niklas Krütten	DEU	R	3	Dallara F317 Spiess	Team Motopark	264.0	Free Practice - 1
6	Carlin Motorsport	GBR	Ido Cohen	ISR	R	4	Dallara F317 Spiess	Carlin Motorsport	264.0	Free Practice - 2
1	RP Motorsport	ITA	Kyle Kirkwood	USA			Dallara F317 Spiess	RP Motorsport	264.0	Free Practice - 2
11	Carlin Motorsport	GBR	Teppei Natori	JPN	R	5	Dallara F317 Spiess	Carlin Motorsport	264.0	Free Practice - 2
30	Team Motopark	DEU	Liam Lawson	NZL	R	6	Dallara F317 Spiess	Team Motopark	263.4	Free Practice - 2
63	Carlin Motorsport	GBR	Nicolai Kjaergaard	DNK	R	7	Dallara F317 Spiess	Carlin Motorsport	262.1	Free Practice - 1
99	Drivex School	ESP	Rui Andrade	AGO	R	8	Dallara F317 HWA	Drivex School	261.5	Free Practice - 2
12	Carlin Motorsport	GBR	Christian Hahn	BRA			Dallara F317 Spiess	Carlin Motorsport	261.5	Free Practice - 2
31	Carlin Motorsport	GBR	Billy Monger	GBR	R	9	Dallara F317 Spiess	Carlin Motorsport	260.8	Free Practice - 1
7	Double R	GBR	Jack Doohan	AUS	R	10	Dallara F317 HWA	Double R	260.8	Free Practice - 2
88	Drivex School	ESP	Filip Kaminiarz	POL	R	11	Dallara F317 HWA	Drivex School	258.9	Free Practice - 1
3	RP Motorsport	ITA	Lorenzo Ferrari	ITA	R	12	Dallara F317 Spiess	RP Motorsport	254.7	Free Practice - 1





**Autodromo Nazionale Monza**  
**Euroformula Open**  
**Free Practice - 2**  
**Pit Stop Analysis**



**1** Kyle Kirkwood RP Motorsport  
 Dallara F317 Spiess

Nr.	In Day Time	In Time	Out Time	Pit Time	T. Pit Time	Handicap	Penalty
1	13:07:46.646	13:07:46.646	13:08:12.517	25.871	25.871		
2	13:10:23.246	13:10:23.246	13:10:49.152	25.906	51.777		
3	13:20:05.187	13:20:05.187	13:27:36.652	7:31.465	8:23.242		

**3** Lorenzo Ferrari R RP Motorsport  
 Dallara F317 Spiess

Nr.	In Day Time	In Time	Out Time	Pit Time	T. Pit Time	Handicap	Penalty
1	13:07:54.057	13:07:54.057	13:08:27.050	32.993	32.993		
2	13:10:48.345	13:10:48.345	13:11:14.639	26.294	59.287		

**6** Ido Cohen R Carlin Motorsport  
 Dallara F317 Spiess

Nr.	In Day Time	In Time	Out Time	Pit Time	T. Pit Time	Handicap	Penalty
1	13:21:30.271	13:21:30.271	13:27:53.045	6:22.774	6:22.774		
2	13:40:29.508	13:40:29.508	13:40:56.740	27.232	6:50.006		

**7** Jack Doohan R Double R  
 Dallara F317 HWA

Nr.	In Day Time	In Time	Out Time	Pit Time	T. Pit Time	Handicap	Penalty
1	13:18:49.374	13:18:49.374	13:26:27.355	7:37.981	7:37.981		

**8** Lukas Dunner Teo Martin Motorsport  
 Dallara F317 HWA

Nr.	In Day Time	In Time	Out Time	Pit Time	T. Pit Time	Handicap	Penalty
1	13:20:03.368	13:20:03.368	13:26:19.542	6:16.174	6:16.174		

**11** Teppei Natori R Carlin Motorsport  
 Dallara F317 Spiess

Nr.	In Day Time	In Time	Out Time	Pit Time	T. Pit Time	Handicap	Penalty
1	13:21:15.680	13:21:15.680	13:25:21.934	4:06.254	4:06.254		

**12** Christian Hahn Carlin Motorsport  
 Dallara F317 Spiess

Nr.	In Day Time	In Time	Out Time	Pit Time	T. Pit Time	Handicap	Penalty
1	13:07:48.261	13:07:48.261	13:08:16.655	28.394	28.394		
2	13:19:25.057	13:19:25.057	13:25:51.862	6:26.805	6:55.199		
3	13:29:42.220	13:29:42.220	13:30:13.845	31.625	7:26.824		

**14** Yuki Tsunoda R Team Motopark  
 Dallara F317 Spiess

Nr.	In Day Time	In Time	Out Time	Pit Time	T. Pit Time	Handicap	Penalty
1	13:09:11.324	13:09:11.324	13:09:44.448	33.124	33.124		
2	13:21:07.295	13:21:07.295	13:25:15.017	4:07.722	4:40.846		

**18** Niklas Krütten R Team Motopark  
 Dallara F317 Spiess

Nr.	In Day Time	In Time	Out Time	Pit Time	T. Pit Time	Handicap	Penalty
1	13:09:15.096	13:09:15.096	13:09:47.392	32.296	32.296		
2	13:18:53.981	13:18:53.981	13:25:20.943	6:26.962	6:59.258		

**21** Calan Williams Fortec Motorsport  
 Dallara F317 HWA

Nr.	In Day Time	In Time	Out Time	Pit Time	T. Pit Time	Handicap	Penalty
1	13:18:57.738	13:18:57.738	13:26:24.091	7:26.353	7:26.353		

**25** Cameron Das Team Motopark  
 Dallara F317 Spiess

Nr.	In Day Time	In Time	Out Time	Pit Time	T. Pit Time	Handicap	Penalty
1	13:09:13.719	13:09:13.719	13:09:46.419	32.700	32.700		
2	13:18:51.086	13:18:51.086	13:25:25.098	6:34.012	7:06.712		

**26** Linus Lundqvist R Double R  
 Dallara F317 HWA

Nr.	In Day Time	In Time	Out Time	Pit Time	T. Pit Time	Handicap	Penalty
1	13:21:13.804	13:21:13.804	13:26:22.232	5:08.428	5:08.428		

**30** Liam Lawson R Team Motopark  
 Dallara F317 Spiess

Nr.	In Day Time	In Time	Out Time	Pit Time	T. Pit Time	Handicap	Penalty
1	13:09:12.315	13:09:12.315	13:09:45.314	32.999	32.999		
2	13:21:13.053	13:21:13.053	13:25:14.309	4:01.256	4:34.255		

**31** Billy Monger R Carlin Motorsport  
 Dallara F317 Spiess

Nr.	In Day Time	In Time	Out Time	Pit Time	T. Pit Time	Handicap	Penalty
1	13:18:13.494	13:18:13.494	13:27:19.372	9:05.878	9:05.878		
2	13:32:54.807	13:32:54.807	13:33:20.664	25.857	9:31.735		

**33** Marino Sato Team Motopark  
 Dallara F317 Spiess

Nr.	In Day Time	In Time	Out Time	Pit Time	T. Pit Time	Handicap	Penalty
1	13:09:04.556	13:09:04.556	13:09:36.973	32.417	32.417		
2	13:20:11.916	13:20:11.916	13:25:13.288	5:01.372	5:33.789		

**63** Nicolai Kjaergaard R Carlin Motorsport  
 Dallara F317 Spiess

Nr.	In Day Time	In Time	Out Time	Pit Time	T. Pit Time	Handicap	Penalty
1	13:19:51.712	13:19:51.712	13:25:38.860	5:47.148	5:47.148		
2	13:29:41.260	13:29:41.260	13:30:09.253	27.993	6:15.141		

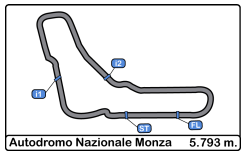
**88** Filip Kaminiarz R Drivex School  
 Dallara F317 HWA

Nr.	In Day Time	In Time	Out Time	Pit Time	T. Pit Time	Handicap	Penalty
1	13:07:51.896	13:07:51.896	13:08:21.053	29.157	29.157		
2	13:10:45.595	13:10:45.595	13:11:11.870	26.275	55.432		
3	13:19:29.230	13:19:29.230	13:26:29.807	7:00.577	7:56.009		

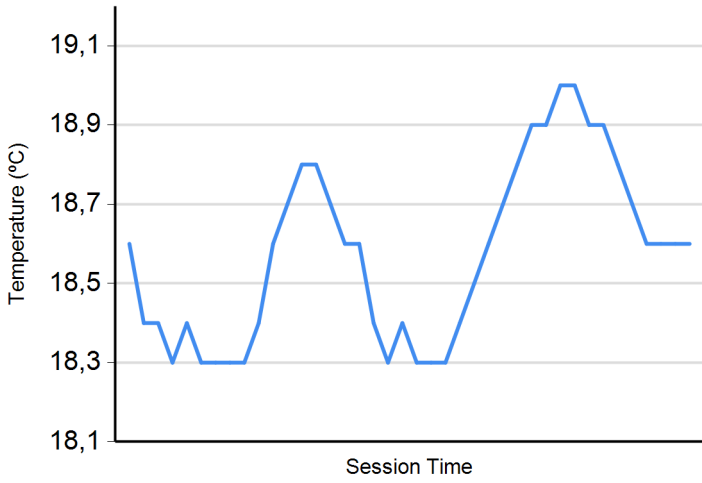
**99** Rui Andrade R Drivex School  
 Dallara F317 HWA

Nr.	In Day Time	In Time	Out Time	Pit Time	T. Pit Time	Handicap	Penalty
1	13:20:01.619	13:20:01.619	13:26:33.212	6:31.593	6:31.593		

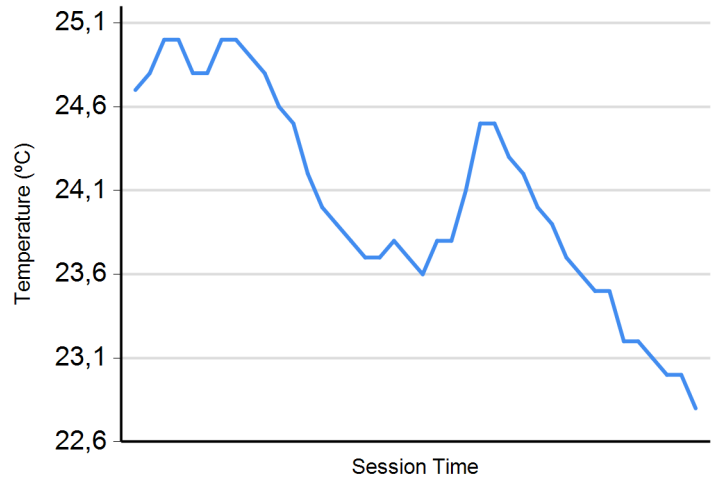




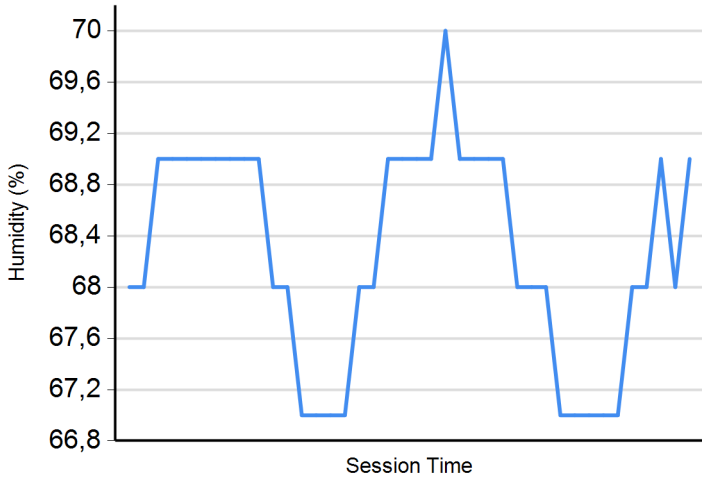
**Air Temperature**



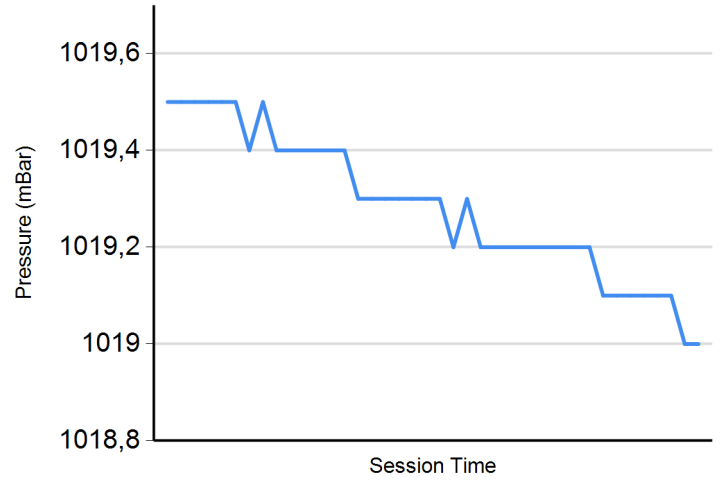
**Track Temperature**



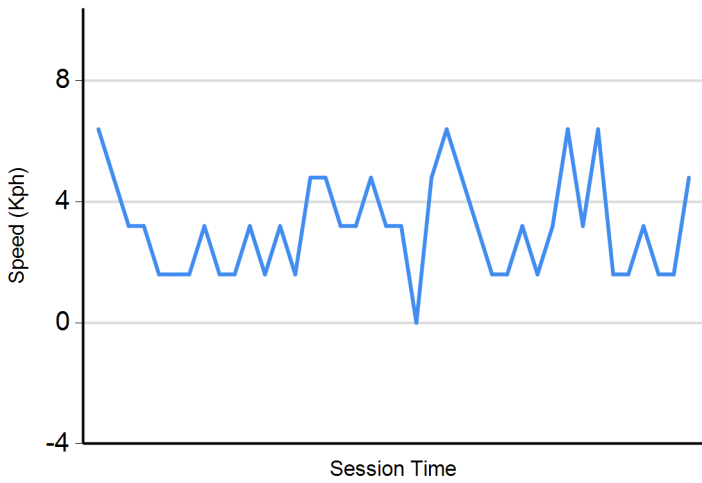
**Humidity**



**Pressure**

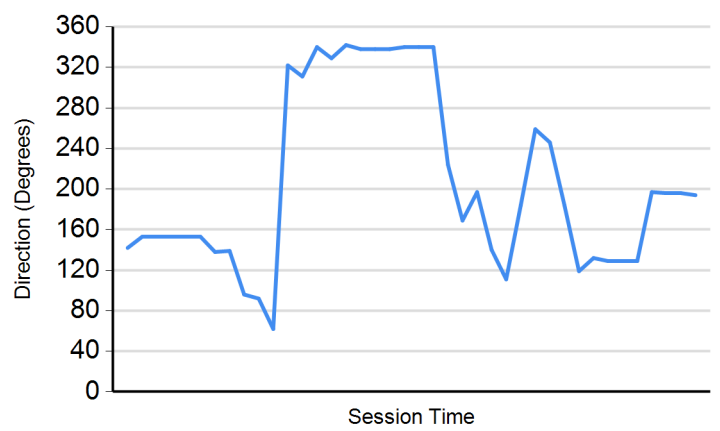


**Wind Speed**



**Wind direction**

North = 0°/360° Est = 90° South = 180° West = 270°







**Autodromo Nazionale Monza**  
**Euroformula Open**  
**Free Practice 1 - 2**  
**Combined Results**



Cls	Nº	Entrant	Nat	Driver	Nat	Cat	Cls	Chassis - Engine	Team	Laps	Free Practice - 1	Free Practice - 2	Best	Gap	Interval	Km/h
1	31	Carlin Motorsport	GBR	Billy Monger	GBR	R	1	Dallara F317 Spiess	Carlin Motorsport	34	1:42.481	13	1:43.705	15	1:42.481	203.4
2	26	Double R	GBR	Linus Lundqvist	SWE	R	2	Dallara F317 HWA	Double R	39	1:42.671	14	1:43.856	13	1:42.671	0.190 0.190 203.1
3	11	Carlin Motorsport	GBR	Teppei Natori	JPN	R	3	Dallara F317 Spiess	Carlin Motorsport	38	1:42.727	16	1:43.698	12	1:42.727	0.246 0.056 203.0
4	30	Team Motopark	DEU	Liam Lawson	NZL	R	4	Dallara F317 Spiess	Team Motopark	37	1:42.896	16	1:43.996	17	1:42.896	0.415 0.169 202.6
5	63	Carlin Motorsport	GBR	Nicolai Kjaergaard	DNK	R	5	Dallara F317 Spiess	Carlin Motorsport	35	1:42.915	15	1:43.066	15	1:42.915	0.434 0.019 202.6
6	8	Teo Martin Motorsport	ESP	Lukas Dunner	AUT			Dallara F317 HWA	Teo Martin Motorsport	38	1:43.662	18	1:43.035	17	1:43.035	0.554 0.120 202.4
7	21	Fortec Motorsport	GBR	Calan Williams	AUS			Dallara F317 HWA	Fortec Motorsport	38	1:43.088	17	1:44.107	12	1:43.088	0.607 0.053 202.3
8	12	Carlin Motorsport	GBR	Christian Hahn	BRA			Dallara F317 Spiess	Carlin Motorsport	38	1:43.124	18	1:43.414	15	1:43.124	0.643 0.036 202.2
9	7	Double R	GBR	Jack Doohan	AUS	R	6	Dallara F317 HWA	Double R	38	1:43.216	16	1:43.693	16	1:43.216	0.735 0.092 202.0
10	6	Carlin Motorsport	GBR	Ido Cohen	ISR	R	7	Dallara F317 Spiess	Carlin Motorsport	37	1:43.278	17	1:44.143	5	1:43.278	0.797 0.062 201.9
11	33	Team Motopark	DEU	Marino Sato	JPN			Dallara F317 Spiess	Team Motopark	36	1:44.682	15	1:43.392	19	1:43.392	0.911 0.114 201.7
12	14	Team Motopark	DEU	Yuki Tsunoda	JPN	R	8	Dallara F317 Spiess	Team Motopark	38	1:43.478	17	1:44.047	16	1:43.478	0.997 0.086 201.5
13	18	Team Motopark	DEU	Niklas Krütten	DEU	R	9	Dallara F317 Spiess	Team Motopark	38	1:43.571	17	1:44.254	15	1:43.571	1.090 0.093 201.3
14	1	RP Motorsport	ITA	Kyle Kirkwood	USA			Dallara F317 Spiess	RP Motorsport	31	1:43.624	15	1:43.956	11	1:43.624	1.143 0.053 201.2
15	25	Team Motopark	DEU	Cameron Das	USA			Dallara F317 Spiess	Team Motopark	37	1:43.904	16	1:43.811	18	1:43.811	1.330 0.187 200.8
16	99	Drivex School	ESP	Rui Andrade	AGO	R	10	Dallara F317 HWA	Drivex School	40	1:44.323	19	1:44.290	16	1:44.290	1.809 0.479 199.9
17	3	RP Motorsport	ITA	Lorenzo Ferrari	ITA	R	11	Dallara F317 Spiess	RP Motorsport	24	1:44.622	16	1:46.345	5	1:44.622	2.141 0.332 199.3
18	88	Drivex School	ESP	Filip Kaminiarz	POL	R	12	Dallara F317 HWA	Drivex School	35	1:44.666	17	1:44.755	11	1:44.666	2.185 0.044 199.2


CAR 31 TIME 1:45.917 DELETED TRACK LIMITS AT T 11

CAR 31 TIME 1:50.304 DELETED TRACK LIMITS AT T 11

CAR 26 TIME 1:43.221 DELETED TRACK LIMITS AT T 11

CAR 8 TIME 1:43.344 DELETED TRACK LIMITS AT T 11

Published at:.....

<b>Stewards:</b>	<b>Race Director:</b>	<b>Timekeeper:</b> 
------------------	-----------------------	--

