

Autodromo Nazionale Monza
Euroformula Open
Qualifying - 1
Provisional Results



Clas	Nº	Entrant	Nat	Driver	Nat	Cat	Clas	Chassis - Engine	Team	Laps	Best	Time	Gap	Interval	Km/h
1	26	Double R	GBR	Linus Lundqvist	SWE	R	1	Dallara F317 HWA	Double R	12	11	1:42.395			203.6
2	30	Team Motopark	DEU	Liam Lawson	NZL	R	2	Dallara F317 Spiess	Team Motopark	8	7	1:42.434	0.039	0.039	203.5
3	11	Carlin Motorsport	GBR	Teppei Natori	JPN	R	3	Dallara F317 Spiess	Carlin Motorsport	13	12	1:42.543	0.148	0.109	203.3
4	63	Carlin Motorsport	GBR	Nicolai Kjaergaard	DNK	R	4	Dallara F317 Spiess	Carlin Motorsport	12	11	1:42.683	0.288	0.140	203.0
5	33	Team Motopark	DEU	Marino Sato	JPN			Dallara F317 Spiess	Team Motopark	8	7	1:42.710	0.315	0.027	203.0
6	25	Team Motopark	DEU	Cameron Das	USA			Dallara F317 Spiess	Team Motopark	8	7	1:42.734	0.339	0.024	202.9
7	21	Fortec Motorsport	GBR	Calan Williams	AUS			Dallara F317 HWA	Fortec Motorsport	13	12	1:42.939	0.544	0.205	202.5
8	31	Carlin Motorsport	GBR	Billy Monger	GBR	R	5	Dallara F317 Spiess	Carlin Motorsport	13	9	1:42.968	0.573	0.029	202.5
9	8	Teo Martin Motorsport	ESP	Lukas Dunner	AUT			Dallara F317 HWA	Teo Martin Motorsport	13	11	1:43.045	0.650	0.077	202.3
10	14	Team Motopark	DEU	Yuki Tsunoda	JPN	R	6	Dallara F317 Spiess	Team Motopark	6	4	1:43.158	0.763	0.113	202.1
11	7	Double R	GBR	Jack Doohan	AUS	R	7	Dallara F317 HWA	Double R	12	10	1:43.184	0.789	0.026	202.1
12	6	Carlin Motorsport	GBR	Ido Cohen	ISR	R	8	Dallara F317 Spiess	Carlin Motorsport	13	11	1:43.272	0.877	0.088	201.9
13	12	Carlin Motorsport	GBR	Christian Hahn	BRA			Dallara F317 Spiess	Carlin Motorsport	12	10	1:43.286	0.891	0.014	201.9
14	18	Team Motopark	DEU	Niklas Krütten	DEU	R	9	Dallara F317 Spiess	Team Motopark	13	12	1:43.354	0.959	0.068	201.7
15	99	Drivex School	ESP	Rui Andrade	AGO	R	10	Dallara F317 HWA	Drivex School	13	12	1:43.765	1.370	0.411	200.9
16	1	RP Motorsport	ITA	Kyle Kirkwood	USA			Dallara F317 Spiess	RP Motorsport	13	12	1:43.784	1.389	0.019	200.9
17	3	RP Motorsport	ITA	Lorenzo Ferrari	ITA	R	11	Dallara F317 Spiess	RP Motorsport	13	12	1:44.430	2.035	0.646	199.7
18	88	Drivex School	ESP	Filip Kaminiarz	POL	R	12	Dallara F317 HWA	Drivex School	12	4	1:46.496	4.101	2.066	195.8


STOP AND GO CARS 99, 88 AND 18 DONE DURING THE QUALIFYING

Published at:.....

Track Temp: 11.4 °C Air Temp: 13.1 °C Humidity: 88 % Track Status: DRY

Stewards:	Race Director:	Timekeeper:
------------------	-----------------------	--------------------






Autodromo Nazionale Monza
Euroformula Open
Qualifying - 1
Provisional Results by Class



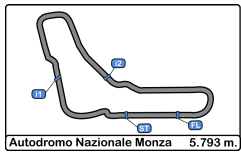
Clas	Nº	Entrant	Nat	Driver	Nat	Cat	Clas	Chassis - Engine	Team	Laps	Best	Time	Gap	Interval	Km/h
1	33	Team Motopark	DEU	Marino Sato	JPN			Dallara F317 Spiess	Team Motopark	8	7	1:42.710			203.0
2	25	Team Motopark	DEU	Cameron Das	USA			Dallara F317 Spiess	Team Motopark	8	7	1:42.734	0.024	0.024	202.9
3	21	Fortec Motorsport	GBR	Calan Williams	AUS			Dallara F317 HWA	Fortec Motorsport	13	12	1:42.939	0.229	0.205	202.5
4	8	Teo Martin Motorsport	ESP	Lukas Dunner	AUT			Dallara F317 HWA	Teo Martin Motorsport	13	11	1:43.045	0.335	0.106	202.3
5	12	Carlin Motorsport	GBR	Christian Hahn	BRA			Dallara F317 Spiess	Carlin Motorsport	12	10	1:43.286	0.576	0.241	201.9
6	1	RP Motorsport	ITA	Kyle Kirkwood	USA			Dallara F317 Spiess	RP Motorsport	13	12	1:43.784	1.074	0.498	200.9
Rookie															
1	26	Double R	GBR	Linus Lundqvist	SWE	R	1	Dallara F317 HWA	Double R	12	11	1:42.395			203.6
2	30	Team Motopark	DEU	Liam Lawson	NZL	R	2	Dallara F317 Spiess	Team Motopark	8	7	1:42.434	0.039	0.039	203.5
3	11	Carlin Motorsport	GBR	Teppei Natori	JPN	R	3	Dallara F317 Spiess	Carlin Motorsport	13	12	1:42.543	0.148	0.109	203.3
4	63	Carlin Motorsport	GBR	Nicolai Kjaergaard	DNK	R	4	Dallara F317 Spiess	Carlin Motorsport	12	11	1:42.683	0.288	0.140	203.0
5	31	Carlin Motorsport	GBR	Billy Monger	GBR	R	5	Dallara F317 Spiess	Carlin Motorsport	13	9	1:42.968	0.573	0.285	202.5
6	14	Team Motopark	DEU	Yuki Tsunoda	JPN	R	6	Dallara F317 Spiess	Team Motopark	6	4	1:43.158	0.763	0.190	202.1
7	7	Double R	GBR	Jack Doohan	AUS	R	7	Dallara F317 HWA	Double R	12	10	1:43.184	0.789	0.026	202.1
8	6	Carlin Motorsport	GBR	Ido Cohen	ISR	R	8	Dallara F317 Spiess	Carlin Motorsport	13	11	1:43.272	0.877	0.088	201.9
9	18	Team Motopark	DEU	Niklas Krütten	DEU	R	9	Dallara F317 Spiess	Team Motopark	13	12	1:43.354	0.959	0.082	201.7
10	99	Drivex School	ESP	Rui Andrade	AGO	R	10	Dallara F317 HWA	Drivex School	13	12	1:43.765	1.370	0.411	200.9
11	3	RP Motorsport	ITA	Lorenzo Ferrari	ITA	R	11	Dallara F317 Spiess	RP Motorsport	13	12	1:44.430	2.035	0.665	199.7
12	88	Drivex School	ESP	Filip Kaminiarz	POL	R	12	Dallara F317 HWA	Drivex School	12	4	1:46.496	4.101	2.066	195.8

Published at:.....

Track Temp: 11.4 °C Air Temp: 13.1 °C Humidity: 88 % Track Status: DRY

Stewards:	Race Director:	Timekeeper: 
------------------	-----------------------	--





Autodromo Nazionale Monza
Euroformula Open
Qualifying - 1
Lap Analysis



1 Kyle Kirkwood Dallara F317 Spiess **7** Jack Doohan Dallara F317 HWA
 RP Motorsport R Double R

Lap	D	Time	Sector 1	Sector 2	Sector 3	T. Spd	Elapsed	Lap	D	Time	Sector 1	Sector 2	Sector 3	T. Spd	Elapsed
1		9:32:49.898	9:31:28.998	38.967	41.933	148.7	9:32:49.898	1		9:32:43.988	9:31:15.870	45.493	42.625	134.3	9:32:43.988
2		2:02.980	40.072	43.972	38.936	157.4	9:34:52.878	2		2:02.139	40.218	44.567	37.354	223.1	9:34:46.127
3		1:45.492	34.763	34.965	35.764	257.1	9:36:38.370	3		1:44.100	34.594	34.584	34.922	260.2	9:36:30.227
4		1:44.920	34.439	34.639	35.842	261.5	9:38:23.290	4		1:43.599	34.448	34.396	34.755	260.2	9:38:13.826
5		1:43.940	34.262	34.487	35.191	259.6	9:40:07.230	5		1:52.565 P	34.466	34.083	44.016	257.1	9:40:06.391
6		1:54.376 P	36.234	35.144	42.998	230.2	9:42:01.606	6		5:51.147 P	4:18.758	42.105	50.284	151.6	9:45:57.538
7		4:52.267	3:31.832	41.002	39.433	178.5	9:46:53.873	7		2:34.783	1:02.793	55.016	36.974	189.4	9:48:32.321
8		1:54.038	37.027	36.943	40.068	205.7	9:48:47.911	8		1:45.747	34.556	36.129	35.062	261.5	9:50:18.068
9		1:44.375	34.577	34.716	35.082	259.6	9:50:32.286	9		1:43.291	34.545	34.060	34.686	256.5	9:52:01.359
10		1:45.598	34.907	34.897	35.794	263.4	9:52:17.884	10		1:43.184	34.311	34.133	34.740	255.3	9:53:44.543
11		1:48.275	34.250	37.490	36.535	262.1	9:54:06.159	11		1:43.599	34.653	34.085	34.861	250.5	9:55:28.142
12		1:43.784	34.274	34.544	34.966	260.8	9:55:49.943	12		2:21.776 P	46.236	45.531	50.009	175.0	9:57:49.918
13		2:23.795 P	37.407	46.919	59.469	230.2	9:58:13.738								

3 Lorenzo Ferrari Dallara F317 Spiess **8** Lukas Dunner Dallara F317 HWA
 R RP Motorsport Teo Martin Motorsport

Lap	D	Time	Sector 1	Sector 2	Sector 3	T. Spd	Elapsed	Lap	D	Time	Sector 1	Sector 2	Sector 3	T. Spd	Elapsed
1		9:32:35.963	9:31:07.755	47.760	40.448	146.7	9:32:35.963	1		9:32:30.587	9:31:05.204	44.081	41.302	148.1	9:32:30.587
2		1:51.553	37.131	37.360	37.062	223.6	9:34:27.516	2		1:48.734	35.989	36.352	36.393	246.5	9:34:19.321
3		1:47.689	35.472	35.925	36.292	251.1	9:36:15.205	3		1:46.021	35.150	35.429	35.442	252.9	9:36:05.342
4		1:49.157	37.853	35.563	35.741	251.1	9:38:04.362	4		1:55.197 P	36.918	35.651	42.628	252.9	9:38:00.539
5		1:45.612	34.827	35.144	35.641	252.9	9:39:49.974	5		3:58.355	2:36.262	44.293	37.800	123.8	9:41:58.894
6		1:54.199 P	35.123	35.330	43.746	250.0	9:41:44.173	6		1:52.767	36.828	38.081	37.858	222.2	9:43:51.661
7		4:06.360	2:43.061	42.322	40.977	151.8	9:45:50.533	7		1:49.975	35.630	36.959	37.386	229.7	9:45:41.636
8		2:09.503 P	41.674	42.859	44.970	234.2	9:48:00.036	8		1:52.946 P	34.742	34.751	43.453	256.5	9:47:34.582
9		2:21.487	1:03.356	41.920	36.211	176.4	9:50:21.523	9		2:35.475 P	58.325	48.028	49.122	172.2	9:50:10.057
10		1:46.617	35.308	35.939	35.370	242.6	9:52:08.140	10		2:10.665	58.988	35.604	36.073	152.7	9:52:20.722
11		1:45.099	34.757	34.719	35.623	235.8	9:53:53.239	11		1:43.045	34.205	34.315	34.525	259.6	9:54:03.767
12		1:44.430	34.477	34.542	35.411	258.9	9:55:37.669	12		1:43.133	34.306	34.238	34.589	257.1	9:55:46.900
13		2:34.651 P	47.672	48.267	58.712	165.3	9:58:12.320	13		2:08.250 P	36.799	38.463	52.988	213.4	9:57:55.150

6 Ido Cohen Dallara F317 Spiess **11** Teppei Natori Dallara F317 Spiess
 R Carlin Motorsport R Carlin Motorsport

Lap	D	Time	Sector 1	Sector 2	Sector 3	T. Spd	Elapsed	Lap	D	Time	Sector 1	Sector 2	Sector 3	T. Spd	Elapsed
1		9:32:38.270	9:31:10.585	47.030	40.655	138.6	9:32:38.270	1		9:32:47.261	9:31:21.560	42.554	43.147	128.5	9:32:47.261
2		1:52.423	38.338	37.033	37.052	235.8	9:34:30.693	2		2:01.722	40.654	42.112	38.956	199.2	9:34:48.983
3		1:45.441	34.980	35.003	35.458	255.3	9:36:16.134	3		1:45.817	34.798	35.578	35.441	257.1	9:36:34.800
4		1:44.973	34.824	34.746	35.403	258.3	9:38:01.107	4		1:50.520	34.390	34.173	41.957	257.7	9:38:25.320
5		2:00.041 P	34.866	38.453	46.722	253.5	9:40:01.148	5		1:43.295	34.434	34.186	34.675	258.9	9:40:08.615
6		4:30.651	3:14.397	38.425	37.829	170.3	9:44:31.799	6		1:52.520 P	34.242	34.277	44.001	260.8	9:42:01.135
7		2:07.461	42.761	41.576	43.124	198.8	9:46:39.260	7		4:45.038	3:21.700	43.664	39.674	166.4	9:46:46.173
8		2:00.391	40.528	41.379	38.484	228.3	9:48:39.651	8		1:49.911	36.786	36.958	36.167	206.8	9:48:36.084
9		1:43.482	34.298	34.302	34.882	260.2	9:50:23.133	9		1:54.148	37.395	41.640	35.113	250.5	9:50:30.232
10		1:43.871	34.269	34.641	34.961	258.9	9:52:07.004	10		1:52.283	34.116	41.026	37.141	262.7	9:52:22.515
11		1:43.272	34.234	34.093	34.945	257.1	9:53:50.276	11		1:42.890	34.133	34.157	34.600	258.9	9:54:05.405
12		1:44.276	34.527	34.525	35.224	253.5	9:55:34.552	12		1:42.543	34.114	33.928	34.501	258.9	9:55:47.948
13		2:22.241 P	40.900	44.794	56.547	178.2	9:57:56.793	13		2:20.019 P	37.588	41.128	1:01.303	200.7	9:58:07.967





Autodromo Nazionale Monza
Euroformula Open
Qualifying - 1
Lap Analysis



12

Christian Hahn

Dallara F317 Spiess

25

Cameron Das

Dallara F317 Spiess

Carlin Motorsport

Team Motopark

Lap	D	Time	Sector 1	Sector 2	Sector 3	T. Spd	Elapsed	Lap	D	Time	Sector 1	Sector 2	Sector 3	T. Spd	Elapsed
1		9:32:48.558	9:31:25.922	41.193	41.443	160.7	9:32:48.558	1		9:44:18.338	9:42:52.541	44.565	41.232	134.1	9:44:18.338
2		2:03.062	40.698	43.029	39.335	202.6	9:34:51.620	2		2:03.515	41.508	41.253	40.754	200.0	9:46:21.853
3		1:45.834	35.097	34.746	35.991	260.2	9:36:37.454	3		2:19.687	50.280	47.869	41.538	171.9	9:48:41.540
4		1:44.868	34.491	34.411	35.966	260.2	9:38:22.322	4		1:47.457	35.529	35.157	36.771	260.8	9:50:28.997
5		1:44.199	34.716	34.465	35.018	258.9	9:40:06.521	5		1:44.088	34.114	34.348	35.626	263.4	9:52:13.085
6		1:52.854 P	34.482	35.447	42.925	259.6	9:41:59.375	6		1:43.255	34.335	34.116	34.804	260.8	9:53:56.340
7		4:52.570	3:30.017	42.545	40.008	190.8	9:46:51.945	7		1:42.734	34.106	34.072	34.556	259.6	9:55:39.074
8		1:53.019	37.263	37.142	38.614	250.0	9:48:44.964	8		2:21.954 P	42.928	42.207	56.819	180.3	9:58:01.028
9		1:43.565	34.528	34.073	34.964	261.5	9:50:28.529	26 Linus Lundqvist R Dallara F317 HWA Double R							
10		1:43.286	34.303	34.200	34.783	262.1	9:52:11.815								
11		1:46.021	34.273	34.695	37.053	262.1	9:53:57.836								
12		1:53.898 P	34.739	34.779	44.380	260.8	9:55:51.734								

14

Yuki Tsunoda

Dallara F317 Spiess

R

Team Motopark

Lap	D	Time	Sector 1	Sector 2	Sector 3	T. Spd	Elapsed
1		9:46:47.223	9:45:21.635	44.971	40.617	151.6	9:46:47.223
2		1:50.106	36.975	37.091	36.040	251.7	9:48:37.329
3		1:47.876	36.685	35.561	35.630	258.3	9:50:25.205
4		1:43.158	34.454	34.236	34.468	258.9	9:52:08.363
5		1:47.729	33.943	34.539	39.247	259.6	9:53:56.092
6		1:53.828 P	34.959	34.756	44.113	258.3	9:55:49.920

18

Niklas Krütten

Dallara F317 Spiess

R

Team Motopark

Lap	D	Time	Sector 1	Sector 2	Sector 3	T. Spd	Elapsed
1		9:32:27.705	9:31:02.991	43.249	41.465	158.8	9:32:27.705
2		1:53.451	38.312	38.420	36.719	220.8	9:34:21.156
3		1:45.354	34.947	35.071	35.336	255.9	9:36:06.510
4		1:44.767	34.706	34.757	35.304	257.7	9:37:51.277
5		1:52.853 P	34.655	34.574	43.624	254.7	9:39:44.130
6		4:38.312	3:09.421	47.466	41.425	146.1	9:44:22.442
7		1:56.540	38.421	40.403	37.716	228.8	9:46:18.982
8		2:14.529	44.439	44.020	46.070	251.1	9:48:33.511
9		1:57.098 P	34.576	35.832	46.690	258.9	9:50:30.609
10		2:13.058	53.931	38.841	40.286	213.8	9:52:43.667
11		1:43.876	34.703	34.305	34.868	255.3	9:54:27.543
12		1:43.354	34.306	34.258	34.790	258.9	9:56:10.897
13		2:05.257 P	38.579	37.077	49.601	194.9	9:58:16.154

21

Calan Williams

Dallara F317 HWA

Fortec Motorsport

Lap	D	Time	Sector 1	Sector 2	Sector 3	T. Spd	Elapsed
1		9:32:44.476	9:31:21.272	40.708	42.496	147.1	9:32:44.476
2		2:02.795	40.508	44.000	38.287	213.4	9:34:47.271
3		1:45.538	34.922	35.313	35.303	259.6	9:36:32.809
4		1:44.537	34.659	34.894	34.984	258.9	9:38:17.346
5		1:43.935	34.465	34.469	35.001	259.6	9:40:01.281
6		1:53.053 P	34.637	34.619	43.797	257.1	9:41:54.334
7		4:54.846	3:29.342	43.908	41.596	167.7	9:46:49.180
8		1:51.633	37.167	37.023	37.443	255.3	9:48:40.813
9		1:46.326	34.241	34.913	37.172	262.1	9:50:27.139
10		1:43.977	34.831	34.562	34.584	247.7	9:52:11.116
11		1:43.206	34.407	34.203	34.596	262.1	9:53:54.322
12		1:42.939	34.165	34.091	34.683	263.4	9:55:37.261
13		2:16.369 P	40.876	42.412	53.081	174.1	9:57:53.630

26

Linus Lundqvist

Dallara F317 HWA

R

Double R

Lap	D	Time	Sector 1	Sector 2	Sector 3	T. Spd	Elapsed
1		9:32:45.738	9:31:19.364	43.214	43.160	136.5	9:32:45.738
2		1:57.451	40.227	41.271	35.953	219.0	9:34:43.189
3		1:44.597	34.933	34.644	35.020	254.1	9:36:27.786
4		1:43.892	34.614	34.353	34.925	255.3	9:38:11.678
5		1:52.460 P	34.431	34.437	43.592	255.9	9:40:04.138
6		6:47.297	5:24.454	42.979	39.864	165.8	9:46:51.435
7		1:52.425	37.226	37.065	38.134	250.0	9:48:43.860
8		1:43.498	34.492	34.157	34.849	258.3	9:50:27.358
9		1:42.450	34.123	33.925	34.402	262.1	9:52:09.808
10		1:42.782	34.042	34.047	34.693	262.1	9:53:52.590
11		1:42.395	34.168	33.897	34.330	262.1	9:55:34.985
12		2:29.254 P	42.977	47.522	58.755	164.1	9:58:04.239

30

Liam Lawson

Dallara F317 Spiess

R

Team Motopark

Lap	D	Time	Sector 1	Sector 2	Sector 3	T. Spd	Elapsed
1		9:44:28.070	9:42:52.212	48.144	47.714	142.1	9:44:28.070
2		2:09.506	44.120	41.363	44.023	200.3	9:46:37.576
3		1:53.469	40.044	37.441	35.984	237.3	9:48:31.045
4		1:44.439	34.614	34.868	34.957	258.3	9:50:15.484
5		1:43.227	34.265	34.248	34.714	258.9	9:51:58.711
6		2:15.479	34.220	56.085	45.174	258.3	9:54:14.190
7		1:42.434	34.101	33.858	34.475	258.9	9:55:56.624
8		2:49.430 P	57.846	49.310	1:02.274	140.9	9:58:46.054

31

Billy Monger

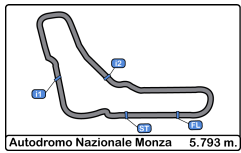
Dallara F317 Spiess

R

Carlin Motorsport

Lap	D	Time	Sector 1	Sector 2	Sector 3	T. Spd	Elapsed
1		9:32:46.226	9:31:23.093	41.842	41.291	140.9	9:32:46.226
2		1:58.920	40.522	41.632	36.766	207.6	9:34:45.146
3		1:44.713	34.928	34.686	35.099	252.9	9:36:29.859
4		1:45.077	35.373	34.755	34.949	253.5	9:38:14.936
5		1:43.145	34.281	34.168	34.696	257.1	9:39:58.081
6		1:53.101 P	35.344	35.166	42.591	252.9	9:41:51.182
7		4:56.913	3:33.446	43.937	39.530	169.0	9:46:48.095
8		1:50.530	36.780	37.155	36.595	227.3	9:48:38.625
9		1:42.968	34.409	34.085	34.474	258.9	9:50:21.593
10		1:43.070	34.341	34.014	34.715	255.3	9:52:04.663
11		1:46.974	34.388	34.054	38.532	254.1	9:53:51.637
12		1:43.126	34.334	34.037	34.755	255.3	9:55:34.763
13		2:24.345 P	40.465	45.692	58.188	185.5	9:57:59.108





Autodromo Nazionale Monza
Euroformula Open
Qualifying - 1
Lap Analysis



33

Marino Sato

Dallara F317 Spiess

99

Rui Andrade

Dallara F317 HWA

Team Motopark

R

Drivex School

Lap	D	Time	Sector 1	Sector 2	Sector 3	T. Spd	Elapsed	Lap	D	Time	Sector 1	Sector 2	Sector 3	T. Spd	Elapsed
1		9:44:26.775	9:42:51.182	48.009	47.584	141.3	9:44:26.775	1		9:32:15.710	9:30:53.176	41.882	40.652	167.1	9:32:15.710
2		2:09.417	43.704	41.427	44.286	177.3	9:46:36.192	2		1:53.310	38.075	37.976	37.259	219.9	9:34:09.020
3		1:53.314	40.239	37.673	35.402	248.8	9:48:29.506	3		1:47.023	35.131	35.913	35.979	251.1	9:35:56.043
4		1:44.425	34.816	34.728	34.881	251.7	9:50:13.931	4		1:46.251	34.949	35.537	35.765	251.7	9:37:42.294
5		1:43.393	34.620	34.157	34.616	252.3	9:51:57.324	5		1:52.462 P	35.011	35.500	41.951	251.1	9:39:34.756
6		2:15.103	34.463	56.102	44.538	252.3	9:54:12.427	6		4:44.693	3:18.211	46.485	39.997	137.9	9:44:19.449
7		1:42.710	34.292	33.902	34.516	254.7	9:55:55.137	7		2:00.739	40.792	41.576	38.371	206.5	9:46:20.188
8		2:43.852 P	47.503	52.103	1:04.246	197.4	9:58:38.989	8		2:11.311	43.668	39.985	47.658	260.2	9:48:31.499

63

Nicolai Kjaergaard

Dallara F317 Spiess

R

Carlin Motorsport

Lap	D	Time	Sector 1	Sector 2	Sector 3	T. Spd	Elapsed	Lap	D	Time	Sector 1	Sector 2	Sector 3	T. Spd	Elapsed
1		9:32:47.984	9:31:24.718	41.331	41.935	142.8	9:32:47.984	9		1:50.577 P	34.682	35.485	40.410	264.0	9:50:22.076
2		2:02.545	40.798	42.422	39.325	205.3	9:34:50.529	10		2:19.626	58.974	40.113	40.539	216.8	9:52:41.702
3		1:45.882	34.738	34.883	36.261	258.3	9:36:36.411	11		1:44.248	34.605	34.610	35.033	255.3	9:54:25.950
4		1:43.755	34.443	34.365	34.947	258.3	9:38:20.166	12		1:43.765	34.400	34.582	34.783	255.9	9:56:09.715
5		1:43.803	34.412	34.495	34.896	257.7	9:40:03.969	13		2:08.599 P	40.608	37.921	50.070	182.7	9:58:18.314
6		1:54.331 P	34.512	36.178	43.641	257.1	9:41:58.300								
7		4:54.475	3:32.539	41.717	40.219	179.4	9:46:52.775								
8		1:54.198	37.193	36.991	40.014	255.9	9:48:46.973								
9		1:44.670	34.611	34.792	35.267	258.3	9:50:31.643								
10		1:43.372	34.134	34.522	34.716	260.8	9:52:15.015								
11		1:42.683	34.218	33.890	34.575	259.6	9:53:57.698								
12		1:55.323 P	34.831	35.950	44.542	258.9	9:55:53.021								

88

Filip Kaminiaz


Dallara F317 HWA

R

Drivex School

Lap	D	Time	Sector 1	Sector 2	Sector 3	T. Spd	Elapsed
1		9:32:22.262	9:30:58.447	42.326	41.489	157.8	9:32:22.262
2		1:50.296	36.794	36.718	36.784	247.7	9:34:12.558
3		1:46.960	35.457	35.561	35.942	250.5	9:35:59.518
4		1:46.496	35.481	35.330	35.685	252.3	9:37:46.014
5		1:53.508 P	35.130	35.406	42.972	252.9	9:39:39.522
6		5:59.917	4:39.533	40.954	39.430	149.5	9:45:39.439
7		2:08.950 P	38.109	38.233	52.608	250.5	9:47:48.389
8		2:39.172	56.435	43.645	59.092	202.6	9:50:27.561
9		1:49.292	38.416	35.671	35.205	189.4	9:52:16.853
10		1:53.178 P	35.056	35.130	42.992	258.3	9:54:10.031
11		2:18.483	1:07.677	35.166	35.640	210.9	9:56:28.514
12		2:12.317 P	35.000	38.374	58.943	252.9	9:58:40.831





Autodromo Nazionale Monza

Euroformula Open


Qualifying - 1

Best Sectors Results



Sector - 1				Sector - 2				Sector - 3				Ideal Lap vs Best Lap				
Clas	Nº	Driver	Time	Nº	Driver	Time	Nº	Driver	Time	Clas	Nº	Driver	Ideal Lap	Best Lap	Clas	
1	14	Yuki Tsunoda	33.943	30	Liam Lawson	33.858	26	Linus Lundqvist	34.330	1	26	Linus Lundqvist	1:42.269	1:42.395	1	
2	26	Linus Lundqvist	34.042	63	Nicolai Kjaergaard	33.890	14	Yuki Tsunoda	34.468	2	30	Liam Lawson	1:42.434	1:42.434	2	
3	30	Liam Lawson	34.101	26	Linus Lundqvist	33.897	31	Billy Monger	34.474	3	11	Teppei Natori	1:42.543	1:42.543	3	
4	25	Cameron Das	34.106	33	Marino Sato	33.902	30	Liam Lawson	34.475	4	63	Nicolai Kjaergaard	1:42.599	1:42.683	4	
5	11	Teppei Natori	34.114	11	Teppei Natori	33.928	11	Teppei Natori	34.501	5	14	Yuki Tsunoda	1:42.647	1:43.158	10	
6	63	Nicolai Kjaergaard	34.134	31	Billy Monger	34.014	33	Marino Sato	34.516	6	33	Marino Sato	1:42.710	1:42.710	5	
7	21	Calan Williams	34.165	7	Jack Doohan	34.060	8	Lukas Dunner	34.525	7	25	Cameron Das	1:42.734	1:42.734	6	
8	8	Lukas Dunner	34.205	25	Cameron Das	34.072	25	Cameron Das	34.556	8	31	Billy Monger	1:42.769	1:42.968	8	
9	6	Ido Cohen	34.234	12	Christian Hahn	34.073	63	Nicolai Kjaergaard	34.575	9	21	Calan Williams	1:42.840	1:42.939	7	
10	1	Kyle Kirkwood	34.250	21	Calan Williams	34.091	21	Calan Williams	34.584	10	8	Lukas Dunner	1:42.968	1:43.045	9	
11	12	Christian Hahn	34.273	6	Ido Cohen	34.093	7	Jack Doohan	34.686	11	7	Jack Doohan	1:43.057	1:43.184	11	
12	31	Billy Monger	34.281	14	Yuki Tsunoda	34.236	12	Christian Hahn	34.783	12	12	Christian Hahn	1:43.129	1:43.286	13	
13	33	Marino Sato	34.292	8	Lukas Dunner	34.238	99	Rui Andrade	34.783	13	6	Ido Cohen	1:43.209	1:43.272	12	
14	18	Niklas Krütten	34.306	18	Niklas Krütten	34.258	18	Niklas Krütten	34.790	14	18	Niklas Krütten	1:43.354	1:43.354	14	
15	7	Jack Doohan	34.311	1	Kyle Kirkwood	34.487	6	Ido Cohen	34.882	15	1	Kyle Kirkwood	1:43.703	1:43.784	16	
16	99	Rui Andrade	34.400	3	Lorenzo Ferrari	34.542	1	Kyle Kirkwood	34.966	16	99	Rui Andrade	1:43.765	1:43.765	15	
17	3	Lorenzo Ferrari	34.477	99	Rui Andrade	34.582	88	Filip Kaminiarz	35.205	17	3	Lorenzo Ferrari	1:44.389	1:44.430	17	
18	88	Filip Kaminiarz	35.000	88	Filip Kaminiarz	35.130	3	Lorenzo Ferrari	35.370	18	88	Filip Kaminiarz	1:45.335	1:46.496	18	






Autodromo Nazionale Monza
Euroformula Open
Qualifying - 1
Best 5 Lap Times



Cls	Nº	Entrant	Nat	Driver	Nat	Cat	Cls	Chassis - Engine	Team	Best 1		Best 2		Best 3		Best 4		Best 5	
										Time	Lap	Time	Lap	Time	Lap	Time	Lap	Time	Lap
1	26	Double R	GBR	Linus Lundqvist	SWE	R	1	Dallara F317 HWA	Double R	1:42.395	11	1:42.450	9	1:42.782	10	1:43.498	8	1:43.892	4
2	30	Team Motopark	DEU	Liam Lawson	NZL	R	2	Dallara F317 Spiess	Team Motopark	1:42.434	7	1:43.227	5	1:44.439	4	1:53.469	3	2:09.506	2
3	11	Carlin Motorsport	GBR	Teppei Natori	JPN	R	3	Dallara F317 Spiess	Carlin Motorsport	1:42.543	12	1:42.890	11	1:43.295	5	1:45.817	3	1:49.911	8
4	63	Carlin Motorsport	GBR	Nicolai Kjaergaard	DNK	R	4	Dallara F317 Spiess	Carlin Motorsport	1:42.683	11	1:43.372	10	1:43.755	4	1:43.803	5	1:44.670	9
5	33	Team Motopark	DEU	Marino Sato	JPN			Dallara F317 Spiess	Team Motopark	1:42.710	7	1:43.393	5	1:44.425	4	1:53.314	3	2:09.417	2
6	25	Team Motopark	DEU	Cameron Das	USA			Dallara F317 Spiess	Team Motopark	1:42.734	7	1:43.255	6	1:44.088	5	1:47.457	4	2:03.515	2
7	21	Fortec Motorsport	GBR	Calan Williams	AUS			Dallara F317 HWA	Fortec Motorsport	1:42.939	12	1:43.206	11	1:43.935	5	1:43.977	10	1:44.537	4
8	31	Carlin Motorsport	GBR	Billy Monger	GBR	R	5	Dallara F317 Spiess	Carlin Motorsport	1:42.968	9	1:43.070	10	1:43.126	12	1:43.145	5	1:44.713	3
9	8	Teo Martin Motorsport	ESP	Lukas Dunner	AUT			Dallara F317 HWA	Teo Martin Motorsport	1:43.045	11	1:43.133	12	1:46.021	3	1:48.734	2	1:49.975	7
10	14	Team Motopark	DEU	Yuki Tsunoda	JPN	R	6	Dallara F317 Spiess	Team Motopark	1:43.158	4	1:47.729	5	1:47.876	3	1:50.106	2	1:53.828	6
11	7	Double R	GBR	Jack Doohan	AUS	R	7	Dallara F317 HWA	Double R	1:43.184	10	1:43.291	9	1:43.599	4	1:43.599	11	1:44.100	3
12	6	Carlin Motorsport	GBR	Ido Cohen	ISR	R	8	Dallara F317 Spiess	Carlin Motorsport	1:43.272	11	1:43.482	9	1:43.871	10	1:44.276	12	1:44.973	4
13	12	Carlin Motorsport	GBR	Christian Hahn	BRA			Dallara F317 Spiess	Carlin Motorsport	1:43.286	10	1:43.565	9	1:44.199	5	1:44.868	4	1:45.834	3
14	18	Team Motopark	DEU	Niklas Krütten	DEU	R	9	Dallara F317 Spiess	Team Motopark	1:43.354	12	1:43.876	11	1:44.767	4	1:45.354	3	1:52.853	5
15	99	Drivex School	ESP	Rui Andrade	AGO	R	10	Dallara F317 HWA	Drivex School	1:43.765	12	1:44.248	11	1:46.251	4	1:47.023	3	1:50.577	9
16	1	RP Motorsport	ITA	Kyle Kirkwood	USA			Dallara F317 Spiess	RP Motorsport	1:43.784	12	1:43.940	5	1:44.375	9	1:44.920	4	1:45.492	3
17	3	RP Motorsport	ITA	Lorenzo Ferrari	ITA	R	11	Dallara F317 Spiess	RP Motorsport	1:44.430	12	1:45.099	11	1:45.612	5	1:46.617	10	1:47.689	3
18	88	Drivex School	ESP	Filip Kaminiarz	POL	R	12	Dallara F317 HWA	Drivex School	1:46.496	4	1:46.960	3	1:49.292	9	1:50.296	2	1:53.178	10






Autodromo Nazionale Monza
Euroformula Open
Qualifying - 1
Best 5 Top Speeds



Autodromo Nazionale Monza 5.793 m.

Cls	Nº	Entrant	Nat	Driver	Nat	Cat	Cls	Chassis - Engine	Team	Top 1		Top 2		Top 3		Top 4		Top 5		Avg
										Km/h	Lap	Km/h	Lap	Km/h	Lap	Km/h	Lap	Km/h	Lap	
1	99	Drivex School	ESP	Rui Andrade	AGO	R	1	Dallara F317 HWA	Drivex School	264.0	9	260.2	8	255.9	12	255.3	11	251.7	4	257.4
2	1	RP Motorsport	ITA	Kyle Kirkwood	USA			Dallara F317 Spiess	RP Motorsport	263.4	10	262.1	11	261.5	4	260.8	12	259.6	5	261.5
3	21	Fortec Motorsport	GBR	Calan Williams	AUS			Dallara F317 HWA	Fortec Motorsport	263.4	12	262.1	9	262.1	11	259.6	3	259.6	5	261.3
4	25	Team Motopark	DEU	Cameron Das	USA			Dallara F317 Spiess	Team Motopark	263.4	5	260.8	4	260.8	6	259.6	7	200.0	2	248.9
5	11	Carlin Motorsport	GBR	Teppei Natori	JPN	R	2	Dallara F317 Spiess	Carlin Motorsport	262.7	10	260.8	6	258.9	5	258.9	11	258.9	12	260.1
6	12	Carlin Motorsport	GBR	Christian Hahn	BRA			Dallara F317 Spiess	Carlin Motorsport	262.1	10	262.1	11	261.5	9	260.8	12	260.2	3	261.3
7	26	Double R	GBR	Linus Lundqvist	SWE	R	3	Dallara F317 HWA	Double R	262.1	9	262.1	10	262.1	11	258.3	8	255.9	5	260.1
8	7	Double R	GBR	Jack Doohan	AUS	R	4	Dallara F317 HWA	Double R	261.5	8	260.2	3	260.2	4	257.1	5	256.5	9	259.1
9	63	Carlin Motorsport	GBR	Nicolai Kjaergaard	DNK	R	5	Dallara F317 Spiess	Carlin Motorsport	260.8	10	259.6	11	258.9	12	258.3	3	258.3	4	259.2
10	6	Carlin Motorsport	GBR	Ido Cohen	ISR	R	6	Dallara F317 Spiess	Carlin Motorsport	260.2	9	258.9	10	258.3	4	257.1	11	255.3	3	258.0
11	8	Teo Martin Motorsport	ESP	Lukas Dunner	AUT			Dallara F317 HWA	Teo Martin Motorsport	259.6	11	257.1	12	256.5	8	252.9	3	252.9	4	255.8
12	14	Team Motopark	DEU	Yuki Tsunoda	JPN	R	7	Dallara F317 Spiess	Team Motopark	259.6	5	258.9	4	258.3	3	258.3	6	251.7	2	257.4
13	3	RP Motorsport	ITA	Lorenzo Ferrari	ITA	R	8	Dallara F317 Spiess	RP Motorsport	258.9	12	252.9	5	251.1	3	251.1	4	250.0	6	252.8
14	18	Team Motopark	DEU	Niklas Krütten	DEU	R	9	Dallara F317 Spiess	Team Motopark	258.9	9	258.9	12	257.7	4	255.9	3	255.3	11	257.3
15	30	Team Motopark	DEU	Liam Lawson	NZL	R	10	Dallara F317 Spiess	Team Motopark	258.9	5	258.9	7	258.3	4	258.3	6	237.3	3	254.4
16	31	Carlin Motorsport	GBR	Billy Monger	GBR	R	11	Dallara F317 Spiess	Carlin Motorsport	258.9	9	257.1	5	255.3	10	255.3	12	254.1	11	256.1
17	88	Drivex School	ESP	Filip Kaminiarz	POL	R	12	Dallara F317 HWA	Drivex School	258.3	10	252.9	5	252.9	12	252.3	4	250.5	3	253.4
18	33	Team Motopark	DEU	Marino Sato	JPN			Dallara F317 Spiess	Team Motopark	254.7	7	252.3	5	252.3	6	251.7	4	248.8	3	251.9





Autodromo Nazionale Monza

Euroformula Open


Qualifying - 1

Fastest Laps Sequence



Lap	Time of Day	Session Time	Nº	Entrant	Nat	Driver	Nat	Cat	Chassis - Engine	Team	Time	Km/h
2	9:34:09.020	4:09.020	99	Drivex School	ESP	Rui Andrade	AGO	R	Dallara F317 HWA	Drivex School	1:53.310	184.0
2	9:34:12.558	4:12.558	88	Drivex School	ESP	Filip Kaminiarz	POL	R	Dallara F317 HWA	Drivex School	1:50.296	189.0
2	9:34:19.321	4:19.321	8	Teo Martin Motorsport	ESP	Lukas Dunner	AUT		Dallara F317 HWA	Teo Martin Motorsport	1:48.734	191.7
3	9:35:56.043	5:56.043	99	Drivex School	ESP	Rui Andrade	AGO	R	Dallara F317 HWA	Drivex School	1:47.023	194.8
3	9:35:59.518	5:59.518	88	Drivex School	ESP	Filip Kaminiarz	POL	R	Dallara F317 HWA	Drivex School	1:46.960	194.9
3	9:36:05.342	6:05.342	8	Teo Martin Motorsport	ESP	Lukas Dunner	AUT		Dallara F317 HWA	Teo Martin Motorsport	1:46.021	196.7
3	9:36:06.510	6:06.510	18	Team Motopark	DEU	Niklas Krütten	DEU	R	Dallara F317 Spiess	Team Motopark	1:45.354	197.9
3	9:36:27.786	6:27.786	26	Double R	GBR	Linus Lundqvist	SWE	R	Dallara F317 HWA	Double R	1:44.597	199.3
3	9:36:30.227	6:30.227	7	Double R	GBR	Jack Doohan	AUS	R	Dallara F317 HWA	Double R	1:44.100	200.3
4	9:38:11.678	8:11.678	26	Double R	GBR	Linus Lundqvist	SWE	R	Dallara F317 HWA	Double R	1:43.892	200.7
4	9:38:13.826	8:13.826	7	Double R	GBR	Jack Doohan	AUS	R	Dallara F317 HWA	Double R	1:43.599	201.3
5	9:39:58.081	9:58.081	31	Carlin Motorsport	GBR	Billy Monger	GBR	R	Dallara F317 Spiess	Carlin Motorsport	1:43.145	202.1
9	9:50:21.593	20:21.593	31	Carlin Motorsport	GBR	Billy Monger	GBR	R	Dallara F317 Spiess	Carlin Motorsport	1:42.968	202.5
9	9:52:09.808	22:09.808	26	Double R	GBR	Linus Lundqvist	SWE	R	Dallara F317 HWA	Double R	1:42.450	203.5
11	9:55:34.985	25:34.985	26	Double R	GBR	Linus Lundqvist	SWE	R	Dallara F317 HWA	Double R	1:42.395	203.6





Autodromo Nazionale Monza
Euroformula Open
Qualifying - 1
Event Best Maximum Speed



Nº	Entrant	Nat	Driver	Nat	Cat	Clas	Chassis - Engine	Team	Km/h	Session
33	Team Motopark	DEU	Marino Sato	JPN			Dallara F317 Spiess	Team Motopark	267.3	Free Practice - 2
21	Fortec Motorsport	GBR	Calan Williams	AUS			Dallara F317 HWA	Fortec Motorsport	266.6	Free Practice - 2
14	Team Motopark	DEU	Yuki Tsunoda	JPN	R	1	Dallara F317 Spiess	Team Motopark	265.3	Free Practice - 2
26	Double R	GBR	Linus Lundqvist	SWE	R	2	Dallara F317 HWA	Double R	265.3	Free Practice - 2
25	Team Motopark	DEU	Cameron Das	USA			Dallara F317 Spiess	Team Motopark	264.7	Free Practice - 2
8	Teo Martin Motorsport	ESP	Lukas Dunner	AUT			Dallara F317 HWA	Teo Martin Motorsport	264.7	Free Practice - 2
18	Team Motopark	DEU	Niklas Krütten	DEU	R	3	Dallara F317 Spiess	Team Motopark	264.0	Free Practice - 1
6	Carlin Motorsport	GBR	Ido Cohen	ISR	R	4	Dallara F317 Spiess	Carlin Motorsport	264.0	Free Practice - 2
1	RP Motorsport	ITA	Kyle Kirkwood	USA			Dallara F317 Spiess	RP Motorsport	264.0	Free Practice - 2
11	Carlin Motorsport	GBR	Teppei Natori	JPN	R	5	Dallara F317 Spiess	Carlin Motorsport	264.0	Free Practice - 2
99	Drivex School	ESP	Rui Andrade	AGO	R	6	Dallara F317 HWA	Drivex School	264.0	Qualifying - 1
30	Team Motopark	DEU	Liam Lawson	NZL	R	7	Dallara F317 Spiess	Team Motopark	263.4	Free Practice - 2
63	Carlin Motorsport	GBR	Nicolai Kjaergaard	DNK	R	8	Dallara F317 Spiess	Carlin Motorsport	262.1	Free Practice - 1
12	Carlin Motorsport	GBR	Christian Hahn	BRA			Dallara F317 Spiess	Carlin Motorsport	262.1	Qualifying - 1
7	Double R	GBR	Jack Doohan	AUS	R	9	Dallara F317 HWA	Double R	261.5	Qualifying - 1
31	Carlin Motorsport	GBR	Billy Monger	GBR	R	10	Dallara F317 Spiess	Carlin Motorsport	260.8	Free Practice - 1
88	Drivex School	ESP	Filip Kaminiarz	POL	R	11	Dallara F317 HWA	Drivex School	258.9	Free Practice - 1
3	RP Motorsport	ITA	Lorenzo Ferrari	ITA	R	12	Dallara F317 Spiess	RP Motorsport	258.9	Qualifying - 1





Autodromo Nazionale Monza
Euroformula Open
Qualifying - 1
Pit Stop Analysis



1 Kyle Kirkwood RP Motorsport
 Dallara F317 Spiess

Nr.	In Day Time	In Time	Out Time	Pit Time	T. Pit Time	Handicap	Penalty
1	9:41:56.173	9:41:56.173	9:44:54.367	2:58.194	2:58.194		

3 Lorenzo Ferrari R RP Motorsport
 Dallara F317 Spiess

Nr.	In Day Time	In Time	Out Time	Pit Time	T. Pit Time	Handicap	Penalty
1	9:41:38.828	9:41:38.828	9:43:44.044	2:05.216	2:05.216		
2	9:47:54.614	9:47:54.614	9:48:20.597	25.983	2:31.199		

6 Ido Cohen R Carlin Motorsport
 Dallara F317 Spiess

Nr.	In Day Time	In Time	Out Time	Pit Time	T. Pit Time	Handicap	Penalty
1	9:39:55.598	9:39:55.598	9:42:35.139	2:39.541	2:39.541		

7 Jack Doohan R Double R
 Dallara F317 HWA

Nr.	In Day Time	In Time	Out Time	Pit Time	T. Pit Time	Handicap	Penalty
1	9:40:00.041	9:40:00.041	9:43:41.297	3:41.256	3:41.256		
2	9:45:52.006	9:45:52.006	9:46:18.748	26.742	4:07.998		

8 Lukas Dunner Teo Martin Motorsport
 Dallara F317 HWA

Nr.	In Day Time	In Time	Out Time	Pit Time	T. Pit Time	Handicap	Penalty
1	9:37:55.207	9:37:55.207	9:39:48.230	1:53.023	1:53.023		
2	9:47:29.187	9:47:29.187	9:47:54.951	25.764	2:18.787		
3	9:50:04.781	9:50:04.781	9:50:30.431	25.650	2:44.437		

11 Teppei Natori R Carlin Motorsport
 Dallara F317 Spiess

Nr.	In Day Time	In Time	Out Time	Pit Time	T. Pit Time	Handicap	Penalty
1	9:41:55.487	9:41:55.487	9:44:39.156	2:43.669	2:43.669		

12 Christian Hahn Carlin Motorsport
 Dallara F317 Spiess

Nr.	In Day Time	In Time	Out Time	Pit Time	T. Pit Time	Handicap	Penalty
1	9:41:53.899	9:41:53.899	9:44:49.316	2:55.417	2:55.417		

18 Niklas Krütten R Team Motopark
 Dallara F317 Spiess

Nr.	In Day Time	In Time	Out Time	Pit Time	T. Pit Time	Handicap	Penalty
1	9:39:38.282	9:39:38.282	9:42:10.074	2:31.792	2:31.792		
2	9:50:20.136	9:50:20.136	9:50:50.656	30.520	3:02.312		

21 Calan Williams Fortec Motorsport
 Dallara F317 HWA

Nr.	In Day Time	In Time	Out Time	Pit Time	T. Pit Time	Handicap	Penalty
1	9:41:49.008	9:41:49.008	9:44:40.422	2:51.414	2:51.414		

26 Linus Lundqvist R Double R
 Dallara F317 HWA

Nr.	In Day Time	In Time	Out Time	Pit Time	T. Pit Time	Handicap	Penalty
1	9:39:58.328	9:39:58.328	9:44:47.588	4:49.260	4:49.260		

31 Billy Monger R Carlin Motorsport
 Dallara F317 Spiess

Nr.	In Day Time	In Time	Out Time	Pit Time	T. Pit Time	Handicap	Penalty
1	9:41:46.079	9:41:46.079	9:44:42.678	2:56.599	2:56.599		

63 Nicolai Kjaergaard R Carlin Motorsport
 Dallara F317 Spiess

Nr.	In Day Time	In Time	Out Time	Pit Time	T. Pit Time	Handicap	Penalty
1	9:41:52.877	9:41:52.877	9:44:51.587	2:58.710	2:58.710		


88 Filip Kaminiaz R Drivex School
 Dallara F317 HWA

Nr.	In Day Time	In Time	Out Time	Pit Time	T. Pit Time	Handicap	Penalty
1	9:39:34.134	9:39:34.134	9:43:35.405	4:01.271	4:01.271		
2	9:47:43.105	9:47:43.105	9:48:08.695	25.590	4:26.861		
3	9:54:04.436	9:54:04.436	9:54:43.035	38.599	5:05.460		

99 Rui Andrade R Drivex School
 Dallara F317 HWA

Nr.	In Day Time	In Time	Out Time	Pit Time	T. Pit Time	Handicap	Penalty
1	9:39:29.353	9:39:29.353	9:42:06.876	2:37.523	2:37.523		
2	9:50:16.819	9:50:16.819	9:50:47.323	30.504	3:08.027		

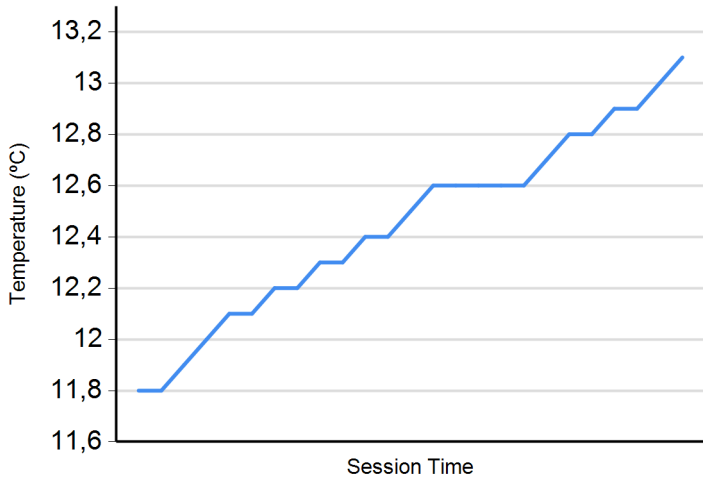




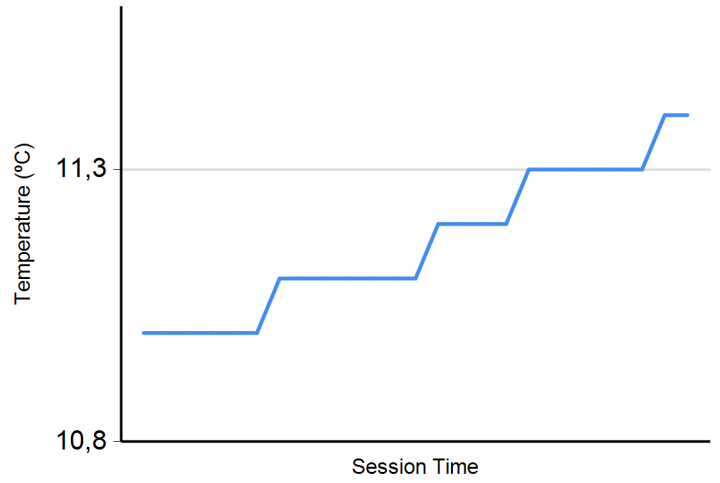
Autodromo Nazionale Monza
Euroformula Open
Qualifying - 1
Weather Report



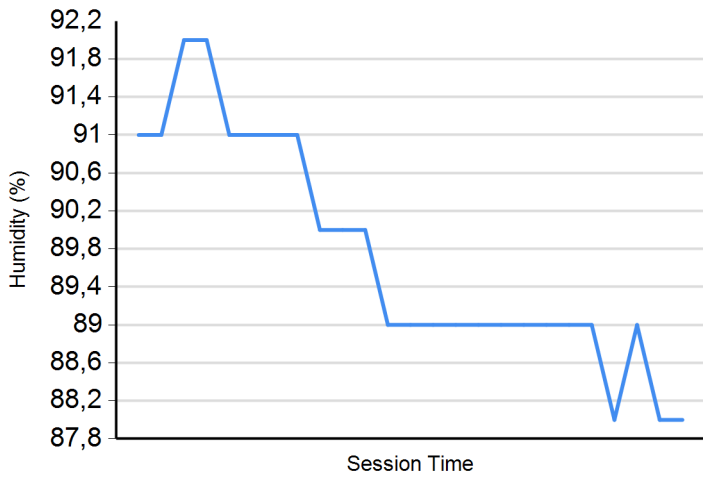
Air Temperature



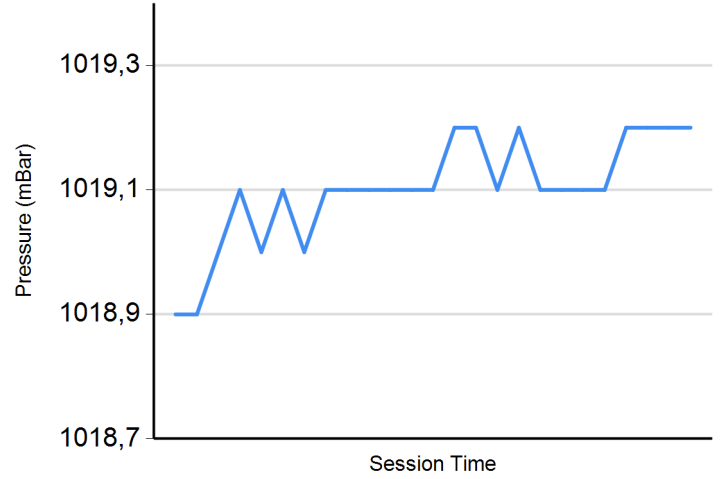
Track Temperature



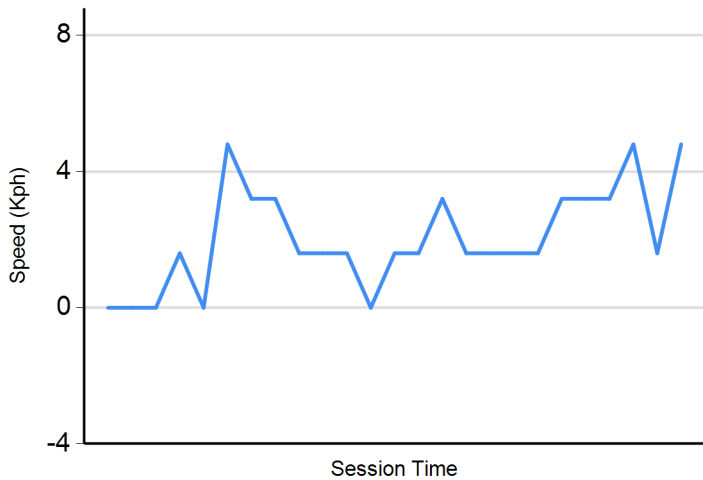
Humidity



Pressure



Wind Speed



Wind direction

North = 0°/360° Est = 90° South = 180° West = 270°

