

Autodromo Nazionale Monza
Euroformula Open
Race - 1
Provisional Results



Cls	Nº	Entrant	Nat	Driver	Nat	Cat	Cls	Chassis - Engine	Team	Laps	Total Time	Gap	Interval	Km/h	Best	Time	Km/h
1	33	Team Motopark	DEU	Marino Sato	JPN			Dallara F317 Spiess	Team Motopark	16	28:01.676			198.4	10	1:43.844	200.8
2	11	Carlin Motorsport	GBR	Teppei Natori	JPN	R	1	Dallara F317 Spiess	Carlin Motorsport	16	28:02.611	0.935	0.935	198.3	8	1:44.077	200.3
3	14	Team Motopark	DEU	Yuki Tsunoda	JPN	R	2	Dallara F317 Spiess	Team Motopark	16	28:03.164	1.488	0.553	198.2	7	1:43.391	201.7
4	63	Carlin Motorsport	GBR	Nicolai Kjaergaard	DNK	R	3	Dallara F317 Spiess	Carlin Motorsport	16	28:03.179	1.503	0.015	198.2	9	1:43.571	201.3
5	26	Double R	GBR	Linus Lundqvist	SWE	R	4	Dallara F317 HWA	Double R	16	28:03.893	2.217	0.714	198.1	10	1:43.771	200.9
6	25	Team Motopark	DEU	Cameron Das	USA			Dallara F317 Spiess	Team Motopark	16	28:04.301	2.625	0.408	198.1	9	1:44.196	200.1
7	8	Teo Martin Motorsport	ESP	Lukas Dunner	AUT			Dallara F317 HWA	Teo Martin Motorsport	16	28:04.695	3.019	0.394	198.0	6	1:43.798	200.9
8	18	Team Motopark	DEU	Niklas Krütten	DEU	R	5	Dallara F317 Spiess	Team Motopark	16	28:10.183	8.507	5.488	197.4	13	1:43.746	201.0
9	1	RP Motorsport	ITA	Kyle Kirkwood	USA			Dallara F317 Spiess	RP Motorsport	16	28:11.019	9.343	0.836	197.3	11	1:44.316	199.9
10	7	Double R	GBR	Jack Doohan	AUS	R	6	Dallara F317 HWA	Double R	16	28:11.741	10.065	0.722	197.2	9	1:43.811	200.8
11	31	Carlin Motorsport	GBR	Billy Monger	GBR	R	7	Dallara F317 Spiess	Carlin Motorsport	16	28:14.586	12.910	2.845	196.9	13	1:44.205	200.1
12	12	Carlin Motorsport	GBR	Christian Hahn	BRA			Dallara F317 Spiess	Carlin Motorsport	16	28:17.078	15.402	2.492	196.6	10	1:44.118	200.2
13	6	Carlin Motorsport	GBR	Ido Cohen	ISR	R	8	Dallara F317 Spiess	Carlin Motorsport	16	28:23.872	22.196	6.794	195.8	7	1:44.423	199.7
14	88	Drivex School	ESP	Filip Kaminiarz	POL	R	9	Dallara F317 HWA	Drivex School	16	28:24.228	22.552	0.356	195.7	6	1:45.269	198.1
15	3	RP Motorsport	ITA	Lorenzo Ferrari	ITA	R	10	Dallara F317 Spiess	RP Motorsport	16	28:25.973	24.297	1.745	195.5	5	1:45.191	198.2
16	21	Fortec Motorsport	GBR	Calan Williams	AUS			Dallara F317 HWA	Fortec Motorsport	16	29:13.697	1:12.021	47.724	190.2	8	1:44.570	199.4
Not classified: (Requirements: 75% of number laps of leader = 12 Laps)																	
	99	Drivex School	ESP	Rui Andrade	AGO	R	11	Dallara F317 HWA	Drivex School	3	6:17.349	13 Laps	13 Laps	165.7	2	1:49.864	189.8
	30	Team Motopark	DEU	Liam Lawson	NZL	R	12	Dallara F317 Spiess	Team Motopark	2	3:40.867	14 Laps	1 Lap	188.8	2	1:48.338	192.4


Fastest lap Yuki Tsunoda in 1:43.391 at 201.7 Km/h in lap 7

Published at:.....

Track Temp: **23.6 °C** Air Temp: **19.2 °C** Humidity: **66 %** Track Status: **DRY**

Stewards:	Race Director:	Timekeeper:
------------------	-----------------------	--------------------





Autodromo Nazionale Monza
Euroformula Open
Race - 1
Provisional Results by Class



Cls	Nº	Entrant	Nat	Driver	Nat	Cat	Cls	Chassis - Engine	Team	Laps	Total Time	Gap	Interval	Km/h	Best	Time	Km/h
1	33	Team Motopark	DEU	Marino Sato	JPN			Dallara F317 Spiess	Team Motopark	16	28:01.676			198.4	10	1:43.844	200.8
2	25	Team Motopark	DEU	Cameron Das	USA			Dallara F317 Spiess	Team Motopark	16	28:04.301	2.625	2.625	198.1	9	1:44.196	200.1
3	8	Teo Martin Motorsport	ESP	Lukas Dunner	AUT			Dallara F317 HWA	Teo Martin Motorsport	16	28:04.695	3.019	0.394	198.0	6	1:43.798	200.9
4	1	RP Motorsport	ITA	Kyle Kirkwood	USA			Dallara F317 Spiess	RP Motorsport	16	28:11.019	9.343	6.324	197.3	11	1:44.316	199.9
5	12	Carlin Motorsport	GBR	Christian Hahn	BRA			Dallara F317 Spiess	Carlin Motorsport	16	28:17.078	15.402	6.059	196.6	10	1:44.118	200.2
6	21	Fortec Motorsport	GBR	Calan Williams	AUS			Dallara F317 HWA	Fortec Motorsport	16	29:13.697	1:12.021	56.619	190.2	8	1:44.570	199.4
Rookie																	
1	11	Carlin Motorsport	GBR	Teppei Natori	JPN	R	1	Dallara F317 Spiess	Carlin Motorsport	16	28:02.611			198.3	8	1:44.077	200.3
2	14	Team Motopark	DEU	Yuki Tsunoda	JPN	R	2	Dallara F317 Spiess	Team Motopark	16	28:03.164	1.488	0.553	198.2	7	1:43.391	201.7
3	63	Carlin Motorsport	GBR	Nicolai Kjaergaard	DNK	R	3	Dallara F317 Spiess	Carlin Motorsport	16	28:03.179	1.503	0.015	198.2	9	1:43.571	201.3
4	26	Double R	GBR	Linus Lundqvist	SWE	R	4	Dallara F317 HWA	Double R	16	28:03.893	2.217	0.714	198.1	10	1:43.771	200.9
5	18	Team Motopark	DEU	Niklas Krütten	DEU	R	5	Dallara F317 Spiess	Team Motopark	16	28:10.183	8.507	6.290	197.4	13	1:43.746	201.0
6	7	Double R	GBR	Jack Doohan	AUS	R	6	Dallara F317 HWA	Double R	16	28:11.741	10.065	1.558	197.2	9	1:43.811	200.8
7	31	Carlin Motorsport	GBR	Billy Monger	GBR	R	7	Dallara F317 Spiess	Carlin Motorsport	16	28:14.586	12.910	2.845	196.9	13	1:44.205	200.1
8	6	Carlin Motorsport	GBR	Ido Cohen	ISR	R	8	Dallara F317 Spiess	Carlin Motorsport	16	28:23.872	22.196	9.286	195.8	7	1:44.423	199.7
9	88	Drivex School	ESP	Filip Kaminiarz	POL	R	9	Dallara F317 HWA	Drivex School	16	28:24.228	22.552	0.356	195.7	6	1:45.269	198.1
10	3	RP Motorsport	ITA	Lorenzo Ferrari	ITA	R	10	Dallara F317 Spiess	RP Motorsport	16	28:25.973	24.297	1.745	195.5	5	1:45.191	198.2
Not classified: (Requirements: 75% of number laps of leader = 12 Laps)																	
	99	Drivex School	ESP	Rui Andrade	AGO	R	11	Dallara F317 HWA	Drivex School	3	6:17.349	13 Laps	13 Laps	165.7	2	1:49.864	189.8
	30	Team Motopark	DEU	Liam Lawson	NZL	R	12	Dallara F317 Spiess	Team Motopark	2	3:40.867	14 Laps	1 Lap	188.8	2	1:48.338	192.4


Fastest lap Yuki Tsunoda in 1:43.391 at 201.7 Km/h in lap 7

Published at:.....

Track Temp: 23.6 °C Air Temp: 19.2 °C Humidity: 66 % Track Status: DRY

Stewards:	Race Director:	Timekeeper:
------------------	-----------------------	--------------------





Autodromo Nazionale Monza

Euroformula Open


Race - 1

Provisional Classification by Driver Fastest Lap



Clas	Nº	Entrant	Nat	Driver	Nat	Cat	Clas	Chassis - Engine	Team	Laps	Best	Time	Gap	Interval	Km/h
1	14	Team Motopark	DEU	Yuki Tsunoda	JPN	R	1	Dallara F317 Spiess	Team Motopark	16	7	1:43.391			201.7
2	63	Carlin Motorsport	GBR	Nicolai Kjaergaard	DNK	R	2	Dallara F317 Spiess	Carlin Motorsport	16	9	1:43.571	0.180	0.180	201.3
3	18	Team Motopark	DEU	Niklas Krütten	DEU	R	3	Dallara F317 Spiess	Team Motopark	16	13	1:43.746	0.355	0.175	201.0
4	26	Double R	GBR	Linus Lundqvist	SWE	R	4	Dallara F317 HWA	Double R	16	10	1:43.771	0.380	0.025	200.9
5	8	Teo Martin Motorsport	ESP	Lukas Dunner	AUT			Dallara F317 HWA	Teo Martin Motorsport	16	6	1:43.798	0.407	0.027	200.9
6	7	Double R	GBR	Jack Doohan	AUS	R	5	Dallara F317 HWA	Double R	16	9	1:43.811	0.420	0.013	200.8
7	33	Team Motopark	DEU	Marino Sato	JPN			Dallara F317 Spiess	Team Motopark	16	10	1:43.844	0.453	0.033	200.8
8	11	Carlin Motorsport	GBR	Teppei Natori	JPN	R	6	Dallara F317 Spiess	Carlin Motorsport	16	8	1:44.077	0.686	0.233	200.3
9	12	Carlin Motorsport	GBR	Christian Hahn	BRA			Dallara F317 Spiess	Carlin Motorsport	16	10	1:44.118	0.727	0.041	200.2
10	25	Team Motopark	DEU	Cameron Das	USA			Dallara F317 Spiess	Team Motopark	16	9	1:44.196	0.805	0.078	200.1
11	31	Carlin Motorsport	GBR	Billy Monger	GBR	R	7	Dallara F317 Spiess	Carlin Motorsport	16	13	1:44.205	0.814	0.009	200.1
12	1	RP Motorsport	ITA	Kyle Kirkwood	USA			Dallara F317 Spiess	RP Motorsport	16	11	1:44.316	0.925	0.111	199.9
13	6	Carlin Motorsport	GBR	Ido Cohen	ISR	R	8	Dallara F317 Spiess	Carlin Motorsport	16	7	1:44.423	1.032	0.107	199.7
14	21	Fortec Motorsport	GBR	Calan Williams	AUS			Dallara F317 HWA	Fortec Motorsport	16	8	1:44.570	1.179	0.147	199.4
15	3	RP Motorsport	ITA	Lorenzo Ferrari	ITA	R	9	Dallara F317 Spiess	RP Motorsport	16	5	1:45.191	1.800	0.621	198.2
16	88	Drivex School	ESP	Filip Kaminiarz	POL	R	10	Dallara F317 HWA	Drivex School	16	6	1:45.269	1.878	0.078	198.1
17	30	Team Motopark	DEU	Liam Lawson	NZL	R	11	Dallara F317 Spiess	Team Motopark	2	2	1:48.338	4.947	3.069	192.4
18	99	Drivex School	ESP	Rui Andrade	AGO	R	12	Dallara F317 HWA	Drivex School	3	2	1:49.864	6.473	1.526	189.8





Autodromo Nazionale Monza

Euroformula Open

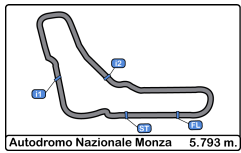
Race - 1

Distance and Speed Average



Clas	Nº	Entrant	Nat	Driver	Nat	Cat	Clas	Chassis - Engine	Team	Laps	Distance	Total Time	Km/h
1	33	Team Motopark	DEU	Marino Sato	JPN			Dallara F317 Spiess	Team Motopark	16	92.68	28:01.676	198.4
2	11	Carlin Motorsport	GBR	Teppey Natori	JPN	R	1	Dallara F317 Spiess	Carlin Motorsport	16	92.68	28:02.611	198.3
3	14	Team Motopark	DEU	Yuki Tsunoda	JPN	R	2	Dallara F317 Spiess	Team Motopark	16	92.68	28:03.164	198.2
4	63	Carlin Motorsport	GBR	Nicolai Kjaergaard	DNK	R	3	Dallara F317 Spiess	Carlin Motorsport	16	92.68	28:03.179	198.2
5	26	Double R	GBR	Linus Lundqvist	SWE	R	4	Dallara F317 HWA	Double R	16	92.68	28:03.893	198.1
6	25	Team Motopark	DEU	Cameron Das	USA			Dallara F317 Spiess	Team Motopark	16	92.68	28:04.301	198.1
7	8	Teo Martin Motorsport	ESP	Lukas Dunner	AUT			Dallara F317 HWA	Teo Martin Motorsport	16	92.68	28:04.695	198.0
8	18	Team Motopark	DEU	Niklas Krütten	DEU	R	5	Dallara F317 Spiess	Team Motopark	16	92.68	28:10.183	197.4
9	1	RP Motorsport	ITA	Kyle Kirkwood	USA			Dallara F317 Spiess	RP Motorsport	16	92.68	28:11.019	197.3
10	7	Double R	GBR	Jack Doohan	AUS	R	6	Dallara F317 HWA	Double R	16	92.68	28:11.741	197.2
11	31	Carlin Motorsport	GBR	Billy Monger	GBR	R	7	Dallara F317 Spiess	Carlin Motorsport	16	92.68	28:14.586	196.9
12	12	Carlin Motorsport	GBR	Christian Hahn	BRA			Dallara F317 Spiess	Carlin Motorsport	16	92.68	28:17.078	196.6
13	6	Carlin Motorsport	GBR	Ido Cohen	ISR	R	8	Dallara F317 Spiess	Carlin Motorsport	16	92.68	28:23.872	195.8
14	88	Drivex School	ESP	Filip Kaminiaz	POL	R	9	Dallara F317 HWA	Drivex School	16	92.68	28:24.228	195.7
15	3	RP Motorsport	ITA	Lorenzo Ferrari	ITA	R	10	Dallara F317 Spiess	RP Motorsport	16	92.68	28:25.973	195.5
16	21	Fortec Motorsport	GBR	Calan Williams	AUS			Dallara F317 HWA	Fortec Motorsport	16	92.68	29:13.697	190.2
Not classified: (Requirements: 75% of number laps of leader = 12 Laps)													
	99	Drivex School	ESP	Rui Andrade	AGO	R	11	Dallara F317 HWA	Drivex School	3	17.37	6:17.349	165.7
	30	Team Motopark	DEU	Liam Lawson	NZL	R	12	Dallara F317 Spiess	Team Motopark	2	11.58	3:40.867	188.8





Autodromo Nazionale Monza
Euroformula Open
Race - 1
Lap Analysis



1 Kyle Kirkwood Dallara F317 Spiess **7** Jack Doohan Dallara F317 HWA
 RP Motorsport R Double R

Lap D	Time	Sector 1	Sector 2	Sector 3	T. Spd	Elapsed	Lap D	Time	Sector 1	Sector 2	Sector 3	T. Spd	Elapsed
1	1:52.472	38.966	37.185	36.321	214.7	1:52.472	1	1:51.150	38.325	36.943	35.882	223.6	1:51.150
2	1:46.621	35.068	35.695	35.858	260.8	3:39.093	2	1:49.240	36.858	36.298	36.084	264.0	3:40.390
3	1:45.648	34.508	35.110	36.030	265.3	5:24.741	3	1:46.143	34.345	36.276	35.522	266.0	5:26.533
4	1:46.291	35.551	35.235	35.505	240.0	7:11.032	4	1:45.217	34.986	35.208	35.023	235.8	7:11.750
5	1:45.047	34.611	35.048	35.388	249.4	8:56.079	5	1:47.761	35.464	36.073	36.224	215.1	8:59.511
6	1:45.275	34.501	35.307	35.467	262.7	10:41.354	6	1:44.346	34.451	34.836	35.059	262.1	10:43.857
7	1:44.597	34.424	34.715	35.458	263.4	12:25.951	7	1:44.309	34.367	34.973	34.969	262.1	12:28.166
8	1:44.651	34.484	34.763	35.404	259.6	14:10.602	8	1:46.082	34.544	35.719	35.819	260.2	14:14.248
9	1:45.192	34.375	34.849	35.968	260.8	15:55.794	9	1:43.811	34.391	34.635	34.785	262.7	15:58.059
10	1:44.985	34.726	34.851	35.408	256.5	17:40.779	10	1:44.411	34.312	34.410	35.689	263.4	17:42.470
11	1:44.316	34.186	34.848	35.282	264.7	19:25.095	11	1:44.516	34.441	34.998	35.077	266.6	19:26.986
12	1:44.771	34.266	35.122	35.383	262.7	21:09.866	12	1:44.054	34.411	34.622	35.021	261.5	21:11.040
13	1:44.827	34.647	34.828	35.352	251.7	22:54.693	13	1:44.464	34.539	34.797	35.128	262.1	22:55.504
14	1:44.347	34.306	34.861	35.180	262.1	24:39.040	14	1:43.872	34.331	34.494	35.047	262.1	24:39.376
15	1:46.003	34.260	36.286	35.457	262.7	26:25.043	15	1:46.855	34.294	37.364	35.197	259.6	26:26.231
16	1:45.976	35.293	35.291	35.392	254.1	28:11.019	16	1:45.510	34.288	35.507	35.715	260.2	28:11.741

3 Lorenzo Ferrari Dallara F317 Spiess **8** Lukas Dunner Dallara F317 HWA
 R RP Motorsport Teo Martin Motorsport

Lap D	Time	Sector 1	Sector 2	Sector 3	T. Spd	Elapsed	Lap D	Time	Sector 1	Sector 2	Sector 3	T. Spd	Elapsed
1	1:56.239	43.765	36.170	36.304	206.5	1:56.239	1	1:50.900	38.426	36.561	35.913	214.7	1:50.900
2	1:46.443	34.750	35.561	36.132	259.6	3:42.682	2	1:46.425	35.332	35.640	35.453	262.7	3:37.325
3	1:46.557	34.926	35.398	36.233	262.1	5:29.239	3	1:47.300	34.502	35.994	36.804	267.9	5:24.625
4	1:45.971	35.042	35.118	35.811	258.3	7:15.210	4	1:46.090	35.452	34.922	35.716	242.6	7:10.715
5	1:45.191	34.731	35.076	35.384	256.5	9:00.401	5	1:44.504	34.739	34.791	34.974	260.8	8:55.219
6	1:45.880	34.821	35.392	35.667	259.6	10:46.281	6	1:43.798	34.388	34.639	34.771	260.2	10:39.017
7	1:46.238	34.950	35.560	35.728	257.7	12:32.519	7	1:44.597	34.288	35.283	35.026	266.0	12:23.614
8	1:46.194	34.921	35.647	35.626	255.3	14:18.713	8	1:45.186	35.212	35.082	34.892	252.9	14:08.800
9	1:45.977	34.774	35.342	35.861	254.1	16:04.690	9	1:45.837	34.501	36.300	35.036	267.9	15:54.637
10	1:47.160	35.426	35.994	35.740	251.7	17:51.850	10	1:44.040	34.469	34.717	34.854	258.9	17:38.677
11	1:46.160	34.789	35.722	35.649	258.3	19:38.010	11	1:44.022	34.695	34.532	34.795	260.8	19:22.699
12	1:45.755	34.640	35.366	35.749	259.6	21:23.765	12	1:43.838	34.583	34.427	34.828	259.6	21:06.537
13	1:45.516	34.682	35.170	35.664	258.9	23:09.281	13	1:45.561	35.769	34.757	35.035	258.9	22:52.098
14	1:45.583	34.857	35.215	35.511	257.7	24:54.864	14	1:44.172	34.637	34.604	34.931	257.1	24:36.270
15	1:45.192	34.617	35.158	35.417	257.7	26:40.056	15	1:43.994	34.544	34.608	34.842	261.5	26:20.264
16	1:45.917	34.644	35.169	36.104	257.7	28:25.973	16	1:44.431	34.483	35.151	34.797	266.6	28:04.695

6 Ido Cohen Dallara F317 Spiess **11** Tepppei Natori Dallara F317 Spiess
 R Carlin Motorsport R Carlin Motorsport

Lap D	Time	Sector 1	Sector 2	Sector 3	T. Spd	Elapsed	Lap D	Time	Sector 1	Sector 2	Sector 3	T. Spd	Elapsed
1	1:51.099	37.795	36.613	36.691	221.7	1:51.099	1	1:48.681	36.415	36.517	35.749	216.8	1:48.681
2	1:48.869	35.273	37.866	35.730	257.1	3:39.968	2	1:45.641	35.059	35.029	35.553	254.1	3:34.322
3	1:46.115	34.652	35.863	35.600	260.8	5:26.083	3	1:45.075	34.881	34.890	35.304	254.7	5:19.397
4	1:45.168	34.826	35.015	35.327	262.7	7:11.251	4	1:44.989	34.770	34.910	35.309	254.1	7:04.386
5	1:46.256	35.351	35.052	35.853	217.7	8:57.507	5	1:44.654	34.718	34.818	35.118	253.5	8:49.040
6	1:44.716	34.579	34.898	35.239	263.4	10:42.223	6	1:44.550	34.690	34.647	35.213	254.7	10:33.590
7	1:44.423	34.605	34.639	35.179	261.5	12:26.646	7	1:44.428	34.567	34.742	35.119	254.1	12:18.018
8	1:44.998	34.250	35.279	35.469	264.0	14:11.644	8	1:44.077	34.548	34.506	35.023	255.3	14:02.095
9	1:44.770	34.389	34.825	35.556	260.2	15:56.414	9	1:44.190	34.534	34.548	35.108	255.3	15:46.285
10	1:47.731	34.391	35.484	37.856	264.7	17:44.145	10	1:44.270	34.537	34.624	35.109	255.9	17:30.555
11	1:49.188	37.623	35.445	36.120	260.2	19:33.333	11	1:45.547	34.747	35.510	35.290	254.7	19:16.102
12	1:46.114	34.855	35.289	35.970	257.7	21:19.447	12	1:45.588	34.765	35.450	35.373	255.3	21:01.690
13	1:46.273	34.958	35.382	35.933	255.9	23:05.720	13	1:45.151	34.729	35.165	35.257	255.3	22:46.841
14	1:45.937	34.881	35.243	35.813	254.1	24:51.657	14	1:45.478	34.909	35.229	35.340	254.7	24:32.319
15	1:46.277	34.802	35.810	35.665	252.9	26:37.934	15	1:45.294	34.934	35.187	35.173	254.7	26:17.613
16	1:45.938	34.890	35.238	35.810	254.1	28:23.872	16	1:44.998	34.833	35.016	35.149	254.7	28:02.611





Autodromo Nazionale Monza
Euroformula Open
Race - 1
Lap Analysis



12

Christian Hahn

Dallara F317 Spiess **21**

Calan Williams

Dallara F317 HWA

Carlin Motorsport

Fortec Motorsport

Lap D	Time	Sector 1	Sector 2	Sector 3	T. Spd	Elapsed	Lap D	Time	Sector 1	Sector 2	Sector 3	T. Spd	Elapsed
1	1:50.850	37.911	36.528	36.411	222.2	1:50.850	1	1:52.587	39.276	37.616	35.695	218.6	1:52.587
2	1:46.156	35.023	35.407	35.726	262.7	3:37.006	2	1:46.187	35.227	35.932	35.028	264.7	3:38.774
3	1:47.045	34.459	35.724	36.862	262.1	5:24.051	3	1:45.788	34.361	34.819	36.608	261.5	5:24.562
4	1:45.605	34.969	35.293	35.343	254.1	7:09.656	4	1:46.289	34.590	35.498	36.201	260.2	7:10.851
5	1:44.560	34.633	34.702	35.225	259.6	8:54.216	5	1:55.070 P	35.800	36.360	42.910	220.8	9:05.921
6	1:44.312	34.517	34.628	35.167	258.9	10:38.528	6	2:39.016	1:28.721	35.098	35.197	210.9	11:44.937
7	1:44.820	34.704	35.068	35.048	258.9	12:23.348	7	1:44.967	34.846	34.914	35.207	255.3	13:29.904
8	1:44.976	35.015	34.547	35.414	258.3	14:08.324	8	1:44.570	34.564	34.784	35.222	255.3	15:14.474
9	1:47.664	34.897	36.486	36.281	261.5	15:55.988	9	1:44.648	34.654	34.782	35.212	255.9	16:59.122
10	1:44.118	34.266	34.732	35.120	260.2	17:40.106	10	1:45.052	34.766	34.923	35.363	255.3	18:44.174
11	1:44.170	34.399	34.702	35.069	262.1	19:24.276	11	1:44.795	34.724	34.789	35.282	255.9	20:28.969
12	1:44.416	34.514	34.783	35.119	258.3	21:08.692	12	1:44.661	34.669	34.811	35.181	255.3	22:13.630
13	1:44.647	34.353	34.891	35.403	258.9	22:53.339	13	1:44.942	34.687	34.857	35.398	254.7	23:58.572
14	1:44.468	34.434	34.751	35.283	260.2	24:37.807	14	1:44.914	34.716	34.847	35.351	254.7	25:43.486
15	1:54.313	35.292	43.487	35.534	256.5	26:32.120	15	1:45.264	34.807	35.166	35.291	255.3	27:28.750
16	1:44.958	34.557	35.196	35.205	257.7	28:17.078	16	1:44.947	34.762	34.909	35.276	255.3	29:13.697

14

Yuki Tsunoda

Dallara F317 Spiess **25**

Cameron Das

Dallara F317 Spiess

R

Team Motopark

Team Motopark

Lap D	Time	Sector 1	Sector 2	Sector 3	T. Spd	Elapsed	Lap D	Time	Sector 1	Sector 2	Sector 3	T. Spd	Elapsed
1	1:52.941	40.680	36.801	35.460	222.2	1:52.941	1	1:49.797	36.714	36.871	36.212	217.3	1:49.797
2	1:47.852	35.550	36.616	35.686	261.5	3:40.793	2	1:45.274	34.694	35.316	35.264	255.9	3:35.071
3	1:45.621	34.381	35.872	35.368	264.0	5:26.414	3	1:45.706	34.949	35.578	35.179	258.9	5:20.777
4	1:44.971	34.519	35.283	35.169	254.7	7:11.385	4	1:44.671	34.771	34.732	35.168	254.7	7:05.448
5	1:45.469	35.299	34.946	35.224	212.1	8:56.854	5	1:44.246	34.549	34.728	34.969	256.5	8:49.694
6	1:43.616	34.378	34.484	34.754	262.1	10:40.470	6	1:44.523	34.459	34.868	35.196	260.2	10:34.217
7	1:43.391	34.232	34.317	34.842	260.8	12:23.861	7	1:44.278	34.456	34.674	35.148	257.7	12:18.495
8	1:44.317	34.769	34.623	34.925	262.1	14:08.178	8	1:44.296	34.582	34.704	35.010	258.9	14:02.791
9	1:45.203	34.855	35.606	34.742	257.7	15:53.381	9	1:44.196	34.231	34.729	35.236	258.9	15:46.987
10	1:43.696	34.391	34.490	34.815	257.7	17:37.077	10	1:44.564	34.739	34.901	34.924	256.5	17:31.551
11	1:43.548	34.355	34.436	34.757	257.7	19:20.625	11	1:45.698	34.218	35.706	35.774	260.2	19:17.249
12	1:43.520	34.316	34.353	34.851	257.7	21:04.145	12	1:45.340	34.441	35.563	35.336	260.8	21:02.589
13	1:44.025	34.044	35.131	34.850	260.2	22:48.170	13	1:46.441	35.430	35.907	35.104	264.0	22:49.030
14	1:46.335	34.412	36.997	34.926	263.4	24:34.505	14	1:45.946	34.398	36.208	35.340	263.4	24:34.976
15	1:44.358	33.952	35.435	34.971	262.1	26:18.863	15	1:44.839	34.302	35.293	35.244	264.0	26:19.815
16	1:44.301	34.127	35.325	34.849	262.1	28:03.164	16	1:44.486	34.207	35.270	35.009	264.0	28:04.301

18

Niklas Krütten

Dallara F317 Spiess **26**

Linus Lundqvist

Dallara F317 HWA

R

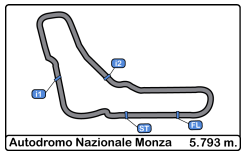
Team Motopark

R

Double R

Lap D	Time	Sector 1	Sector 2	Sector 3	T. Spd	Elapsed	Lap D	Time	Sector 1	Sector 2	Sector 3	T. Spd	Elapsed
1	1:52.120	38.549	37.229	36.342	204.1	1:52.120	1	1:50.319	36.963	37.069	36.287	210.5	1:50.319
2	1:50.666	34.830	39.955	35.881	260.8	3:42.786	2	1:46.070	34.704	36.033	35.333	264.0	3:36.389
3	1:48.193	35.333	34.889	37.971	260.8	5:30.979	3	1:46.635	34.474	36.285	35.876	266.6	5:23.024
4	1:45.081	35.171	34.790	35.120	231.2	7:16.060	4	1:44.481	34.856	34.665	34.960	258.9	7:07.505
5	1:44.705	34.875	34.726	35.104	234.2	9:00.765	5	1:44.443	34.849	34.576	35.018	257.7	8:51.948
6	1:43.915	34.378	34.551	34.986	239.4	10:44.680	6	1:44.097	34.521	34.621	34.955	258.9	10:36.045
7	1:43.864	34.249	34.589	35.026	262.1	12:28.544	7	1:44.715	34.522	35.338	34.855	258.9	12:20.760
8	1:44.375	34.156	35.255	34.964	262.1	14:12.919	8	1:44.641	34.545	35.157	34.939	257.7	14:05.401
9	1:43.929	34.246	34.620	35.063	260.8	15:56.848	9	1:43.833	34.430	34.478	34.925	258.9	15:49.234
10	1:45.202	34.062	35.571	35.569	259.6	17:42.050	10	1:43.771	34.415	34.503	34.853	259.6	17:33.005
11	1:43.954	34.240	34.608	35.106	262.1	19:26.004	11	1:43.901	34.419	34.480	35.002	259.6	19:16.906
12	1:44.018	34.180	34.561	35.277	262.7	21:10.022	12	1:45.332	34.457	35.601	35.274	261.5	21:02.238
13	1:43.746	34.106	34.485	35.155	260.8	22:53.768	13	1:45.296	34.815	35.227	35.254	264.0	22:47.534
14	1:44.347	34.208	35.046	35.093	260.2	24:38.115	14	1:46.328	34.779	36.522	35.027	262.7	24:33.862
15	1:47.259	34.956	36.665	35.638	258.9	26:25.374	15	1:45.556	34.588	35.910	35.058	265.3	26:19.418
16	1:44.809	34.578	34.979	35.252	261.5	28:10.183	16	1:44.475	34.432	35.049	34.994	266.0	28:03.893





Autodromo Nazionale Monza
Euroformula Open
Race - 1
Lap Analysis



30

Liam Lawson

Dallara F317 Spiess

63

Nicolai Kjaergaard

Dallara F317 Spiess

R

Team Motopark

R

Carlin Motorsport

Lap	D	Time	Sector 1	Sector 2	Sector 3	T. Spd	Elapsed
1		1:52.529	36.242	36.872	39.415	212.1	1:52.529
2		1:48.338	35.601	36.195	36.542	261.5	3:40.867

Lap	D	Time	Sector 1	Sector 2	Sector 3	T. Spd	Elapsed
1		1:49.632	36.335	36.758	36.539	215.1	1:49.632
2		1:45.997	34.952	35.578	35.467	258.9	3:35.629

31

Billy Monger

Dallara F317 Spiess

R

Carlin Motorsport

Lap	D	Time	Sector 1	Sector 2	Sector 3	T. Spd	Elapsed
1		1:53.288	37.843	39.533	35.912	219.9	1:53.288
2		1:48.446	35.878	36.472	36.096	250.5	3:41.734
3		1:45.731	35.451	34.881	35.399	260.2	5:27.465
4		1:44.851	34.888	34.735	35.228	263.4	7:12.316
5		1:46.442	35.481	35.473	35.488	222.6	8:58.758
6		1:44.307	34.623	34.770	34.914	258.3	10:43.065
7		1:46.327	34.384	36.134	35.809	262.1	12:29.392
8		1:44.686	34.254	34.805	35.627	262.1	14:14.078
9		1:44.818	34.764	34.839	35.215	257.1	15:58.896
10		1:46.580	36.493	34.810	35.277	263.4	17:45.476
11		1:44.381	34.639	34.561	35.181	258.3	19:29.857
12		1:44.304	34.815	34.483	35.006	257.7	21:14.161
13		1:44.205	34.508	34.633	35.064	258.3	22:58.366
14		1:45.406	35.550	34.616	35.240	257.1	24:43.772
15		1:45.893	34.731	35.911	35.251	254.1	26:29.665
16		1:44.921	34.761	34.821	35.339	254.7	28:14.586

Lap	D	Time	Sector 1	Sector 2	Sector 3	T. Spd	Elapsed
3		1:47.646	34.431	37.049	36.166	263.4	5:23.275
4		1:44.581	34.997	34.618	34.966	225.4	7:07.856
5		1:44.460	34.660	34.788	35.012	240.0	8:52.316
6		1:44.350	34.397	34.802	35.151	244.3	10:36.666
7		1:44.429	34.058	35.424	34.947	263.4	12:21.095
8		1:45.245	34.119	36.070	35.056	265.3	14:06.340
9		1:43.571	34.127	34.575	34.869	262.1	15:49.911
10		1:43.646	34.050	34.537	35.059	264.7	17:33.557
11		1:43.938	34.123	34.759	35.056	264.0	19:17.495
12		1:45.442	34.441	35.460	35.541	260.8	21:02.937
13		1:44.831	34.490	35.184	35.157	267.3	22:47.768
14		1:45.647	34.533	36.192	34.922	263.4	24:33.415
15		1:44.725	34.433	35.113	35.179	259.6	26:18.140
16		1:45.039	34.759	34.945	35.335	263.4	28:03.179

88

Filip Kaminiarz

Dallara F317 HWA

R

Drivex School

Lap	D	Time	Sector 1	Sector 2	Sector 3	T. Spd	Elapsed
1		1:55.457	42.196	37.158	36.103	224.5	1:55.457
2		1:46.925	34.978	35.349	36.598	258.9	3:42.382
3		1:47.540	35.679	35.676	36.185	264.0	5:29.922
4		1:45.814	35.326	35.006	35.482	244.8	7:15.736
5		1:46.421	35.149	35.547	35.725	236.8	9:02.157
6		1:45.269	34.730	35.032	35.507	259.6	10:47.426
7		1:45.541	34.759	35.131	35.651	260.2	12:32.967
8		1:46.237	34.536	35.881	35.820	264.7	14:19.204
9		1:45.824	34.724	35.240	35.860	263.4	16:05.028
10		1:46.320	34.930	35.464	35.926	260.8	17:51.348
11		1:45.920	35.004	35.074	35.842	254.1	19:37.268
12		1:45.417	34.799	34.979	35.639	255.9	21:22.685
13		1:45.296	34.755	34.833	35.708	255.9	23:07.981
14		1:45.635	34.934	35.027	35.674	256.5	24:53.616
15		1:45.297	34.814	35.115	35.368	256.5	26:38.913
16		1:45.315	34.554	35.030	35.731	258.9	28:24.228

33

Marino Sato

Dallara F317 Spiess

Team Motopark

Lap	D	Time	Sector 1	Sector 2	Sector 3	T. Spd	Elapsed
1		1:49.967	36.799	36.989	36.179	216.0	1:49.967
2		1:46.061	34.711	36.055	35.295	255.3	3:36.028
3		1:45.473	34.445	36.230	34.798	264.0	5:21.501
4		1:44.330	34.619	34.649	35.062	259.6	7:05.831
5		1:44.466	34.557	34.867	35.042	250.0	8:50.297
6		1:44.175	34.398	34.875	34.902	262.1	10:34.472
7		1:44.243	34.546	34.810	34.887	257.1	12:18.715
8		1:44.282	34.327	35.136	34.819	264.0	14:02.997
9		1:44.071	34.305	34.714	35.052	257.7	15:47.068
10		1:43.844	34.290	34.592	34.962	259.6	17:30.912
11		1:45.297	34.363	35.728	35.206	260.8	19:16.209
12		1:45.613	34.585	35.827	35.201	253.5	21:01.822
13		1:45.203	34.686	35.315	35.202	254.7	22:47.025
14		1:45.394	34.768	35.450	35.176	255.3	24:32.419
15		1:45.311	35.023	35.284	35.004	240.5	26:17.730
16		1:43.946	34.482	34.396	35.068	254.1	28:01.676

99

Rui Andrade


Dallara F317 HWA

R

Drivex School

Lap	D	Time	Sector 1	Sector 2	Sector 3	T. Spd	Elapsed
1		1:52.098	38.074	37.640	36.384	227.8	1:52.098
2		1:49.864	35.995	37.620	36.249	260.8	3:41.962
3		2:35.387 P	38.780	54.704	1:01.903	267.9	6:17.349





Autodromo Nazionale Monza
Euroformula Open
Race - 1
Analysis by Lap



Num	Lap Time	Gap	Num	Lap Time	Gap	Num	Lap Time	Gap	Num	Lap Time	Gap	Num	Lap Time	Gap
Lap 1			Lap 3			33	1:44.466	01.257	8	1:44.597	05.596	18	1:43.929	10.563
11	1:48.681		11	1:45.075		26	1:44.443	02.908	14	1:43.391	05.843	7	1:43.811	11.774
63	1:49.632	00.951	25	1:45.706	01.380	63	1:44.460	03.276	1	1:44.597	07.933	31	1:44.818	12.611
25	1:49.797	01.116	33	1:45.473	02.104	12	1:44.560	05.176	6	1:44.423	08.628	3	1:45.977	18.405
33	1:49.967	01.286	26	1:46.635	03.627	8	1:44.504	06.179	7	1:44.309	10.148	88	1:45.824	18.743
26	1:50.319	01.638	63	1:47.646	03.878	1	1:45.047	07.039	18	1:43.864	10.526	21	1:44.648	1:12.837
12	1:50.850	02.169	12	1:47.045	04.654	14	1:45.469	07.814	31	1:46.327	11.374	Num Lap Time Gap		
8	1:50.900	02.219	21	1:45.788	05.165	6	1:46.256	08.467	3	1:46.238	14.501	Lap 10		
6	1:51.099	02.418	8	1:47.300	05.228	31	1:46.442	09.718	88	1:45.541	14.949	11	1:44.270	
7	1:51.150	02.469	1	1:45.648	05.344	7	1:47.761	10.471	21	1:44.967	1:11.886	33	1:43.844	00.357
99	1:52.098	03.417	6	1:46.115	06.686	3	1:45.191	11.361	Num Lap Time Gap					
18	1:52.120	03.439	14	1:45.621	07.017	18	1:44.705	11.725	Lap 8					
1	1:52.472	03.791	7	1:46.143	07.136	88	1:46.421	13.117	11	1:44.077		26	1:43.771	02.450
30	1:52.529	03.848	31	1:45.731	08.068	21	1:55.070	16.881	25	1:44.296	00.696	63	1:43.646	03.002
21	1:52.587	03.906	3	1:46.557	09.842	Num Lap Time Gap			33	1:44.282	00.902	14	1:43.696	06.522
14	1:52.941	04.260	88	1:47.540	10.525	Lap 6			26	1:44.641	03.306	8	1:44.040	08.122
31	1:53.288	04.607	18	1:48.193	11.582	11	1:44.550		63	1:45.245	04.245	12	1:44.118	09.551
88	1:55.457	06.776	99	2:35.387	57.952	25	1:44.523	00.627	14	1:44.317	06.083	1	1:44.985	10.224
3	1:56.239	07.558	Num Lap Time Gap			33	1:44.175	00.882	12	1:44.976	06.229	18	1:45.202	11.495
Num Lap Time Gap			Lap 4			26	1:44.097	02.455	8	1:45.186	06.705	7	1:44.411	11.915
11	1:45.641		11	1:44.989		63	1:44.350	03.076	1	1:44.651	08.507	6	1:47.731	13.590
25	1:45.274	00.749	25	1:44.671	01.062	12	1:44.312	04.938	6	1:44.998	09.549	31	1:46.580	14.921
63	1:45.997	01.307	33	1:44.330	01.445	8	1:43.798	05.427	18	1:44.375	10.824	88	1:46.320	20.793
33	1:46.061	01.706	26	1:44.481	03.119	14	1:43.616	06.880	31	1:44.686	11.983	3	1:47.160	21.295
26	1:46.070	02.067	63	1:44.581	03.470	1	1:45.275	07.764	7	1:46.082	12.153	21	1:45.052	1:13.619
12	1:46.156	02.684	12	1:45.605	05.270	6	1:44.716	08.633	3	1:46.194	16.618	Num Lap Time Gap		
8	1:46.425	03.003	8	1:46.090	06.329	31	1:44.307	09.475	88	1:46.237	17.109	Lap 11		
21	1:46.187	04.452	21	1:46.289	06.465	7	1:44.346	10.267	21	1:44.570	1:12.379	11	1:45.547	
1	1:46.621	04.771	1	1:46.291	06.646	18	1:43.915	11.090	Num Lap Time Gap					
6	1:48.869	05.646	6	1:45.168	06.865	3	1:45.880	12.691	Lap 9					
7	1:49.240	06.068	14	1:44.971	06.999	88	1:45.269	13.836	11	1:44.190		26	1:43.901	00.804
14	1:47.852	06.471	7	1:45.217	07.364	21	2:39.016	1:11.347	25	1:44.196	00.702	63	1:43.938	01.393
30	1:48.338	06.545	31	1:44.851	07.930	Num Lap Time Gap			33	1:44.071	00.783	14	1:43.548	04.523
31	1:48.446	07.412	3	1:45.971	10.824	Lap 7			26	1:43.833	02.949	8	1:44.022	06.597
99	1:49.864	07.640	88	1:45.814	11.350	11	1:44.428		63	1:43.571	03.626	12	1:44.170	08.174
88	1:46.925	08.060	18	1:45.081	11.674	25	1:44.278	00.477	14	1:45.203	07.096	1	1:44.316	08.993
3	1:46.443	08.360	Num Lap Time Gap			33	1:44.243	00.697	8	1:45.837	08.352	18	1:43.954	09.902
18	1:50.666	08.464	Lap 5			26	1:44.715	02.742	1	1:45.192	09.509	7	1:44.516	10.884
			11	1:44.654		63	1:44.429	03.077	12	1:47.664	09.703	31	1:44.381	13.755
			25	1:44.246	00.654	12	1:44.820	05.330	6	1:44.770	10.129	6	1:49.188	17.231
												88	1:45.920	21.166





Autodromo Nazionale Monza
Euroformula Open
Race - 1
Analysis by Lap



Autodromo Nazionale Monza 5.793 m.

Num	Lap Time	Gap
3	1:46.160	21.908
21	1:44.795	1:12.867

Lap 12

Num	Lap Time	Gap
11	1:45.588	
33	1:45.613	00.132
26	1:45.332	00.548
25	1:45.340	00.899
63	1:45.442	01.247
14	1:43.520	02.455
8	1:43.838	04.847
12	1:44.416	07.002
1	1:44.771	08.176
18	1:44.018	08.332
7	1:44.054	09.350
31	1:44.304	12.471
6	1:46.114	17.757
88	1:45.417	20.995
3	1:45.755	22.075
21	1:44.661	1:11.940

Lap 13

Num	Lap Time	Gap
11	1:45.151	
33	1:45.203	00.184
26	1:45.296	00.693
63	1:44.831	00.927
14	1:44.025	01.329
25	1:46.441	02.189
8	1:45.561	05.257
12	1:44.647	06.498
18	1:43.746	06.927
1	1:44.827	07.852
7	1:44.464	08.663
31	1:44.205	11.525
6	1:46.273	18.879
88	1:45.296	21.140
3	1:45.516	22.440
21	1:44.942	1:11.731

11	1:45.478	
33	1:45.394	00.100
63	1:45.647	01.096
26	1:46.328	01.543
14	1:46.335	02.186
25	1:45.946	02.657
8	1:44.172	03.951
12	1:44.468	05.488
18	1:44.347	05.796
1	1:44.347	06.721
7	1:43.872	07.057
31	1:45.406	11.453
6	1:45.937	19.338
88	1:45.635	21.297
3	1:45.583	22.545
21	1:44.914	1:11.167

Num	Lap Time	Gap
Lap 14		
11	1:45.478	
33	1:45.394	00.100
63	1:45.647	01.096
26	1:46.328	01.543
14	1:46.335	02.186
25	1:45.946	02.657
8	1:44.172	03.951
12	1:44.468	05.488
18	1:44.347	05.796
1	1:44.347	06.721
7	1:43.872	07.057
31	1:45.406	11.453
6	1:45.937	19.338
88	1:45.635	21.297
3	1:45.583	22.545
21	1:44.914	1:11.167


Lap 15

Num	Lap Time	Gap
11	1:45.294	
33	1:45.311	00.117
63	1:44.725	00.527
14	1:44.358	01.250
26	1:45.556	01.805
25	1:44.839	02.202
8	1:43.994	02.651
1	1:46.003	07.430
18	1:47.259	07.761
7	1:46.855	08.618
31	1:45.893	12.052
12	1:54.313	14.507
6	1:46.277	20.321
88	1:45.297	21.300
3	1:45.192	22.443
21	1:45.264	1:11.137

Lap 16

33	1:43.946	
11	1:44.998	00.935
14	1:44.301	01.488





Autodromo Nazionale Monza

Euroformula Open


Race - 1

Best Sectors Results



Sector - 1				Sector - 2				Sector - 3				Ideal Lap vs Best Lap				
Clas	Nº	Driver	Time	Nº	Driver	Time	Nº	Driver	Time	Clas	Nº	Driver	Ideal Lap	Best Lap	Clas	
1	14	Yuki Tsunoda	33.952	14	Yuki Tsunoda	34.317	14	Yuki Tsunoda	34.742	1	14	Yuki Tsunoda	1:43.011	1:43.391	1	
2	63	Nicolai Kjaergaard	34.050	33	Marino Sato	34.396	8	Lukas Dunner	34.771	2	63	Nicolai Kjaergaard	1:43.456	1:43.571	2	
3	18	Niklas Krütten	34.062	7	Jack Doohan	34.410	7	Jack Doohan	34.785	3	7	Jack Doohan	1:43.483	1:43.811	6	
4	1	Kyle Kirkwood	34.186	8	Lukas Dunner	34.427	33	Marino Sato	34.798	4	33	Marino Sato	1:43.484	1:43.844	7	
5	25	Cameron Das	34.207	26	Linus Lundqvist	34.478	26	Linus Lundqvist	34.853	5	8	Lukas Dunner	1:43.486	1:43.798	5	
6	6	Ido Cohen	34.250	31	Billy Monger	34.483	63	Nicolai Kjaergaard	34.869	6	18	Niklas Krütten	1:43.511	1:43.746	3	
7	31	Billy Monger	34.254	18	Niklas Krütten	34.485	31	Billy Monger	34.914	7	31	Billy Monger	1:43.651	1:44.205	11	
8	12	Christian Hahn	34.266	11	Teppei Natori	34.506	25	Cameron Das	34.924	8	26	Linus Lundqvist	1:43.746	1:43.771	4	
9	7	Jack Doohan	34.288	63	Nicolai Kjaergaard	34.537	18	Niklas Krütten	34.964	9	25	Cameron Das	1:43.805	1:44.196	10	
10	8	Lukas Dunner	34.288	12	Christian Hahn	34.547	11	Teppei Natori	35.023	10	12	Christian Hahn	1:43.861	1:44.118	9	
11	33	Marino Sato	34.290	6	Ido Cohen	34.639	21	Calan Williams	35.028	11	11	Teppei Natori	1:44.063	1:44.077	8	
12	21	Calan Williams	34.361	25	Cameron Das	34.674	12	Christian Hahn	35.048	12	6	Ido Cohen	1:44.068	1:44.423	13	
13	26	Linus Lundqvist	34.415	1	Kyle Kirkwood	34.715	6	Ido Cohen	35.179	13	1	Kyle Kirkwood	1:44.081	1:44.316	12	
14	11	Teppei Natori	34.534	21	Calan Williams	34.782	1	Kyle Kirkwood	35.180	14	21	Calan Williams	1:44.171	1:44.570	14	
15	88	Filip Kaminiarz	34.536	88	Filip Kaminiarz	34.833	88	Filip Kaminiarz	35.368	15	88	Filip Kaminiarz	1:44.737	1:45.269	16	
16	3	Lorenzo Ferrari	34.617	3	Lorenzo Ferrari	35.076	3	Lorenzo Ferrari	35.384	16	3	Lorenzo Ferrari	1:45.077	1:45.191	15	
17	30	Liam Lawson	35.601	30	Liam Lawson	36.195	99	Rui Andrade	36.249	17	30	Liam Lawson	1:48.338	1:48.338	17	
18	99	Rui Andrade	35.995	99	Rui Andrade	37.620	30	Liam Lawson	36.542	18	99	Rui Andrade	1:49.864	1:49.864	18	






Autodromo Nazionale Monza
Euroformula Open
Race - 1
Leader Sequence



Nº	Entrant	Nat	Driver	Nat	Cat	Chassis	Team	Start Lap	End Lap	Laps	Total Laps
11	Carlin Motorsport	GBR	Teppei Natori		R	Dallara F317 Spiess	Carlin Motorsport	1	15	15	15
33	Team Motopark	DEU	Marino Sato			Dallara F317 Spiess	Team Motopark	16	16	1	1






Autodromo Nazionale Monza
Euroformula Open
Race - 1
Best 5 Lap Times



Cls	Nº	Entrant	Nat	Driver	Nat	Cat	Cls	Chassis - Engine	Team	Best 1		Best 2		Best 3		Best 4		Best 5	
										Time	Lap	Time	Lap	Time	Lap	Time	Lap	Time	Lap
1	14	Team Motopark	DEU	Yuki Tsunoda	JPN	R	1	Dallara F317 Spiess	Team Motopark	1:43.391	7	1:43.520	12	1:43.548	11	1:43.616	6	1:43.696	10
2	63	Carlin Motorsport	GBR	Nicolai Kjaergaard	DNK	R	2	Dallara F317 Spiess	Carlin Motorsport	1:43.571	9	1:43.646	10	1:43.938	11	1:44.350	6	1:44.429	7
3	18	Team Motopark	DEU	Niklas Krütten	DEU	R	3	Dallara F317 Spiess	Team Motopark	1:43.746	13	1:43.864	7	1:43.915	6	1:43.929	9	1:43.954	11
4	26	Double R	GBR	Linus Lundqvist	SWE	R	4	Dallara F317 HWA	Double R	1:43.771	10	1:43.833	9	1:43.901	11	1:44.097	6	1:44.443	5
5	8	Teo Martin Motorsport	ESP	Lukas Dunner	AUT			Dallara F317 HWA	Teo Martin Motorsport	1:43.798	6	1:43.838	12	1:43.994	15	1:44.022	11	1:44.040	10
6	7	Double R	GBR	Jack Doohan	AUS	R	5	Dallara F317 HWA	Double R	1:43.811	9	1:43.872	14	1:44.054	12	1:44.309	7	1:44.346	6
7	33	Team Motopark	DEU	Marino Sato	JPN			Dallara F317 Spiess	Team Motopark	1:43.844	10	1:43.946	16	1:44.071	9	1:44.175	6	1:44.243	7
8	11	Carlin Motorsport	GBR	Teppey Natori	JPN	R	6	Dallara F317 Spiess	Carlin Motorsport	1:44.077	8	1:44.190	9	1:44.270	10	1:44.428	7	1:44.550	6
9	12	Carlin Motorsport	GBR	Christian Hahn	BRA			Dallara F317 Spiess	Carlin Motorsport	1:44.118	10	1:44.170	11	1:44.312	6	1:44.416	12	1:44.468	14
10	25	Team Motopark	DEU	Cameron Das	USA			Dallara F317 Spiess	Team Motopark	1:44.196	9	1:44.246	5	1:44.278	7	1:44.296	8	1:44.486	16
11	31	Carlin Motorsport	GBR	Billy Monger	GBR	R	7	Dallara F317 Spiess	Carlin Motorsport	1:44.205	13	1:44.304	12	1:44.307	6	1:44.381	11	1:44.686	8
12	1	RP Motorsport	ITA	Kyle Kirkwood	USA			Dallara F317 Spiess	RP Motorsport	1:44.316	11	1:44.347	14	1:44.597	7	1:44.651	8	1:44.771	12
13	6	Carlin Motorsport	GBR	Ido Cohen	ISR	R	8	Dallara F317 Spiess	Carlin Motorsport	1:44.423	7	1:44.716	6	1:44.770	9	1:44.998	8	1:45.168	4
14	21	Fortec Motorsport	GBR	Calan Williams	AUS			Dallara F317 HWA	Fortec Motorsport	1:44.570	8	1:44.648	9	1:44.661	12	1:44.795	11	1:44.914	14
15	3	RP Motorsport	ITA	Lorenzo Ferrari	ITA	R	9	Dallara F317 Spiess	RP Motorsport	1:45.191	5	1:45.192	15	1:45.516	13	1:45.583	14	1:45.755	12
16	88	Drivex School	ESP	Filip Kaminiarz	POL	R	10	Dallara F317 HWA	Drivex School	1:45.269	6	1:45.296	13	1:45.297	15	1:45.315	16	1:45.417	12
17	30	Team Motopark	DEU	Liam Lawson	NZL	R	11	Dallara F317 Spiess	Team Motopark	1:48.338	2	1:52.529	1						
18	99	Drivex School	ESP	Rui Andrade	AGO	R	12	Dallara F317 HWA	Drivex School	1:49.864	2	1:52.098	1	2:35.387	3				





Autodromo Nazionale Monza

Euroformula Open

Race - 1


Best 5 Top Speeds



Autodromo Nazionale Monza 5.793 m.

Cls	Nº	Entrant	Nat	Driver	Nat	Cat	Cls	Chassis - Engine	Team	Top 1		Top 2		Top 3		Top 4		Top 5		Avg	
										Km/h	Lap	Km/h	Lap	Km/h	Lap	Km/h	Lap	Km/h	Lap		
1	8	Teo Martin Motorsport	ESP	Lukas Dunner	AUT			Dallara F317 HWA	Teo Martin Motorsport	267.9	3	267.9	9	266.6	16	266.0	7	262.7	2	266.2	
2	99	Drivex School	ESP	Rui Andrade	AGO	R	1	Dallara F317 HWA	Drivex School	267.9	3	260.8	2	227.8	1						252.2
3	63	Carlin Motorsport	GBR	Nicolai Kjaergaard	DNK	R	2	Dallara F317 Spiess	Carlin Motorsport	267.3	13	265.3	8	264.7	10	264.0	11	263.4	3	264.9	
4	7	Double R	GBR	Jack Doohan	AUS	R	3	Dallara F317 HWA	Double R	266.6	11	266.0	3	264.0	2	263.4	10	262.7	9	264.5	
5	26	Double R	GBR	Linus Lundqvist	SWE	R	4	Dallara F317 HWA	Double R	266.6	3	266.0	16	265.3	15	264.0	2	264.0	13	265.2	
6	1	RP Motorsport	ITA	Kyle Kirkwood	USA			Dallara F317 Spiess	RP Motorsport	265.3	3	264.7	11	263.4	7	262.7	6	262.7	12	263.8	
7	6	Carlin Motorsport	GBR	Ido Cohen	ISR	R	5	Dallara F317 Spiess	Carlin Motorsport	264.7	10	264.0	8	263.4	6	262.7	4	261.5	7	263.2	
8	21	Fortec Motorsport	GBR	Calan Williams	AUS			Dallara F317 HWA	Fortec Motorsport	264.7	2	261.5	3	260.2	4	255.9	9	255.9	11	259.6	
9	88	Drivex School	ESP	Filip Kaminiaz	POL	R	6	Dallara F317 HWA	Drivex School	264.7	8	264.0	3	263.4	9	260.8	10	260.2	7	262.6	
10	14	Team Motopark	DEU	Yuki Tsunoda	JPN	R	7	Dallara F317 Spiess	Team Motopark	264.0	3	263.4	14	262.1	6	262.1	8	262.1	15	262.7	
11	25	Team Motopark	DEU	Cameron Das	USA			Dallara F317 Spiess	Team Motopark	264.0	13	264.0	15	264.0	16	263.4	14	260.8	12	263.2	
12	33	Team Motopark	DEU	Marino Sato	JPN			Dallara F317 Spiess	Team Motopark	264.0	3	264.0	8	262.1	6	260.8	11	259.6	4	262.1	
13	31	Carlin Motorsport	GBR	Billy Monger	GBR	R	8	Dallara F317 Spiess	Carlin Motorsport	263.4	4	263.4	10	262.1	7	262.1	8	260.2	3	262.2	
14	12	Carlin Motorsport	GBR	Christian Hahn	BRA			Dallara F317 Spiess	Carlin Motorsport	262.7	2	262.1	3	262.1	11	261.5	9	260.2	10	261.7	
15	18	Team Motopark	DEU	Niklas Krütten	DEU	R	9	Dallara F317 Spiess	Team Motopark	262.7	12	262.1	7	262.1	8	262.1	11	261.5	16	262.1	
16	3	RP Motorsport	ITA	Lorenzo Ferrari	ITA	R	10	Dallara F317 Spiess	RP Motorsport	262.1	3	259.6	2	259.6	6	259.6	12	258.9	13	259.9	
17	30	Team Motopark	DEU	Liam Lawson	NZL	R	11	Dallara F317 Spiess	Team Motopark	261.5	2	261.5	3	212.1	1						245.0
18	11	Carlin Motorsport	GBR	Teppe Natori	JPN	R	12	Dallara F317 Spiess	Carlin Motorsport	255.9	10	255.3	8	255.3	9	255.3	12	255.3	13	255.4	





Autodromo Nazionale Monza

Euroformula Open


Race - 1

Fastest Laps Sequence



Lap	Time of Day	Session Time	Nº	Entrant	Nat	Driver	Nat	Cat	Chassis - Engine	Team	Time	Km/h
2	14:22:12.780	3:34.780	11	Carlin Motorsport	GBR	Teppei Natori	JPN	R	Dallara F317 Spiess	Carlin Motorsport	1:45.641	197.4
2	14:22:13.529	3:35.529	25	Team Motopark	DEU	Cameron Das	USA		Dallara F317 Spiess	Team Motopark	1:45.274	198.1
3	14:23:57.854	5:19.854	11	Carlin Motorsport	GBR	Teppei Natori	JPN	R	Dallara F317 Spiess	Carlin Motorsport	1:45.075	198.4
4	14:25:42.844	7:04.844	11	Carlin Motorsport	GBR	Teppei Natori	JPN	R	Dallara F317 Spiess	Carlin Motorsport	1:44.989	198.6
4	14:25:43.906	7:05.906	25	Team Motopark	DEU	Cameron Das	USA		Dallara F317 Spiess	Team Motopark	1:44.671	199.2
4	14:25:44.289	7:06.289	33	Team Motopark	DEU	Marino Sato	JPN		Dallara F317 Spiess	Team Motopark	1:44.330	199.8
5	14:27:28.152	8:50.152	25	Team Motopark	DEU	Cameron Das	USA		Dallara F317 Spiess	Team Motopark	1:44.246	200.0
6	14:29:12.930	10:34.930	33	Team Motopark	DEU	Marino Sato	JPN		Dallara F317 Spiess	Team Motopark	1:44.175	200.1
6	14:29:14.503	10:36.503	26	Double R	GBR	Linus Lundqvist	SWE	R	Dallara F317 HWA	Double R	1:44.097	200.3
6	14:29:17.475	10:39.475	8	Teo Martin Motorsport	ESP	Lukas Dunner	AUT		Dallara F317 HWA	Teo Martin Motorsport	1:43.798	200.9
6	14:29:18.927	10:40.927	14	Team Motopark	DEU	Yuki Tsunoda	JPN	R	Dallara F317 Spiess	Team Motopark	1:43.616	201.2
7	14:31:02.319	12:24.319	14	Team Motopark	DEU	Yuki Tsunoda	JPN	R	Dallara F317 Spiess	Team Motopark	1:43.391	201.7





Autodromo Nazionale Monza

Euroformula Open


Race - 1

Event Best Maximum Speed



Nº	Entrant	Nat	Driver	Nat	Cat	Clas	Chassis - Engine	Team	Km/h	Session
8	Teo Martin Motorsport	ESP	Lukas Dunner	AUT			Dallara F317 HWA	Teo Martin Motorsport	267.9	Race - 1
99	Drivex School	ESP	Rui Andrade	AGO	R	1	Dallara F317 HWA	Drivex School	267.9	Race - 1
33	Team Motopark	DEU	Marino Sato	JPN			Dallara F317 Spiess	Team Motopark	267.3	Free Practice - 2
63	Carlin Motorsport	GBR	Nicolai Kjaergaard	DNK	R	2	Dallara F317 Spiess	Carlin Motorsport	267.3	Race - 1
21	Fortec Motorsport	GBR	Calan Williams	AUS			Dallara F317 HWA	Fortec Motorsport	266.6	Free Practice - 2
26	Double R	GBR	Linus Lundqvist	SWE	R	3	Dallara F317 HWA	Double R	266.6	Race - 1
7	Double R	GBR	Jack Doohan	AUS	R	4	Dallara F317 HWA	Double R	266.6	Race - 1
14	Team Motopark	DEU	Yuki Tsunoda	JPN	R	5	Dallara F317 Spiess	Team Motopark	265.3	Free Practice - 2
1	RP Motorsport	ITA	Kyle Kirkwood	USA			Dallara F317 Spiess	RP Motorsport	265.3	Race - 1
25	Team Motopark	DEU	Cameron Das	USA			Dallara F317 Spiess	Team Motopark	264.7	Free Practice - 2
88	Drivex School	ESP	Filip Kaminiarz	POL	R	6	Dallara F317 HWA	Drivex School	264.7	Race - 1
6	Carlin Motorsport	GBR	Ido Cohen	ISR	R	7	Dallara F317 Spiess	Carlin Motorsport	264.7	Race - 1
18	Team Motopark	DEU	Niklas Krütten	DEU	R	8	Dallara F317 Spiess	Team Motopark	264.0	Free Practice - 1
11	Carlin Motorsport	GBR	Teppei Natori	JPN	R	9	Dallara F317 Spiess	Carlin Motorsport	264.0	Free Practice - 2
30	Team Motopark	DEU	Liam Lawson	NZL	R	10	Dallara F317 Spiess	Team Motopark	263.4	Free Practice - 2
31	Carlin Motorsport	GBR	Billy Monger	GBR	R	11	Dallara F317 Spiess	Carlin Motorsport	263.4	Race - 1
12	Carlin Motorsport	GBR	Christian Hahn	BRA			Dallara F317 Spiess	Carlin Motorsport	262.7	Race - 1
3	RP Motorsport	ITA	Lorenzo Ferrari	ITA	R	12	Dallara F317 Spiess	RP Motorsport	262.1	Race - 1






Autodromo Nazionale Monza
Euroformula Open
Race - 1
Lap Chart



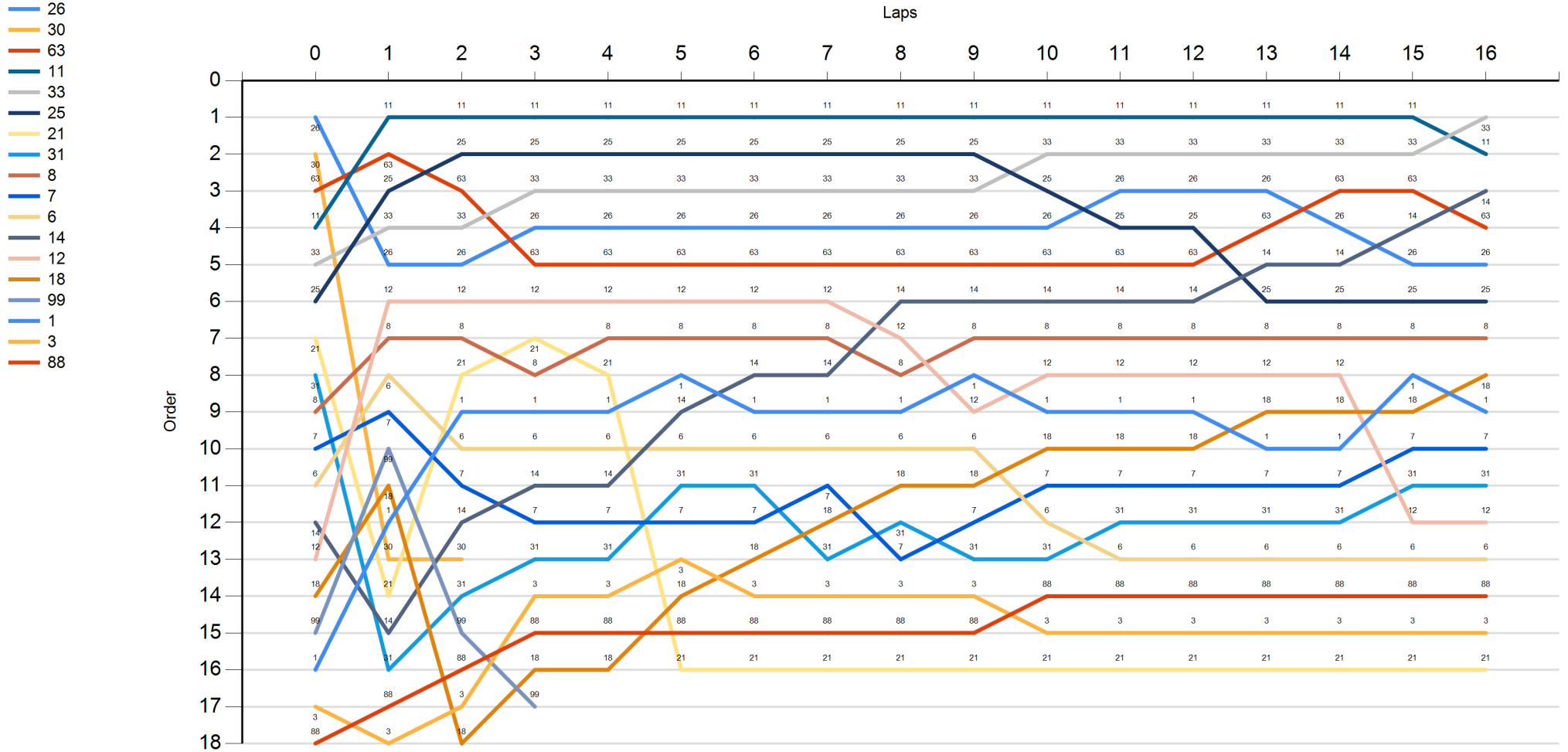
LAP


Nr	Po	Grid	1	2	3	4	5	6	7	8	9	10	11	12	13	14	15	16
26	1	26	11	11	11	11	11	11	11	11	11	11	11	11	11	11	11	33
30	2	30	63	25	25	25	25	25	25	25	25	33	33	33	33	33	33	11
63	3	63	25	63	33	33	33	33	33	33	33	25	26	26	26	63	63	14
11	4	11	33	33	26	26	26	26	26	26	26	26	25	25	63	26	14	63
33	5	33	26	26	63	63	63	63	63	63	63	63	63	63	14	14	26	26
25	6	25	12	12	12	12	12	12	12	14	14	14	14	14	25	25	25	25
21	7	21	8	8	21	8	8	8	8	12	8	8	8	8	8	8	8	8
31	8	31	6	21	8	21	1	14	14	8	1	12	12	12	12	12	1	18
8	9	8	7	1	1	1	14	1	1	1	12	1	1	1	18	18	18	1
7	10	7	99	6	6	6	6	6	6	6	6	18	18	18	1	1	7	7
6	11	6	18	7	14	14	31	31	7	18	18	7	7	7	7	7	31	31
14	12	14	1	14	7	7	7	7	18	31	7	6	31	31	31	31	12	12
12	13	12	30	30	31	31	3	18	31	7	31	31	6	6	6	6	6	6
18	14	18	21	31	3	3	18	3	3	3	3	88	88	88	88	88	88	88
99	15	99	14	99	88	88	88	88	88	88	88	3	3	3	3	3	3	3
1	16	1	31	88	18	18	21	21	21	21	21	21	21	21	21	21	21	21
3	17	3	88	3	99													
88	18	88	3	18														





Autodromo Nazionale Monza
Euroformula Open
Race - 1
Graphic Lap Chart





Autodromo Nazionale Monza

Euroformula Open


Race - 1

Pit Stop Analysis



Nr.	In Day Time	Entrant	Nat	Driver	Nat	Cat	Chassis - Engine	Team	In Time	Stop N°	Pit Time	Handicap	Penalty
21	14:27:39.126	Fortec Motorsport		GB Calan Williams		AU	Dallara F317 HWA	Fortec Motorsport	9:00.668	1	59.770		

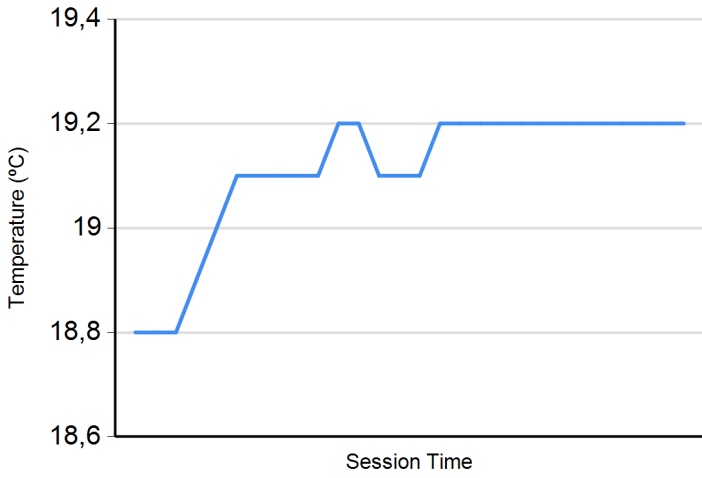




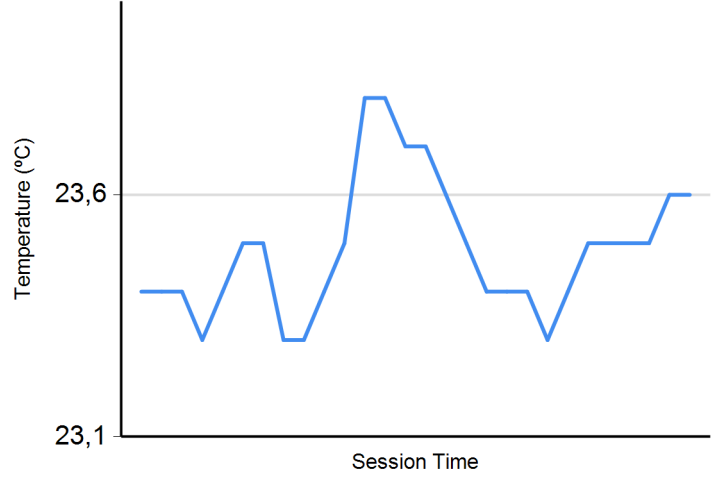
Autodromo Nazionale Monza
Euroformula Open
Race - 1
Weather Report



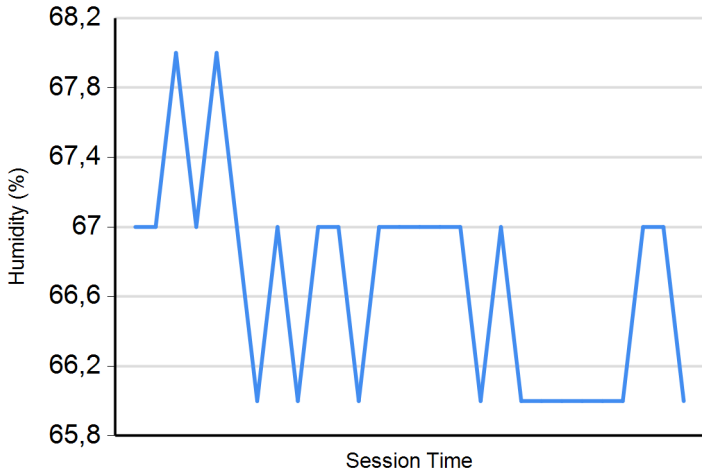
Air Temperature



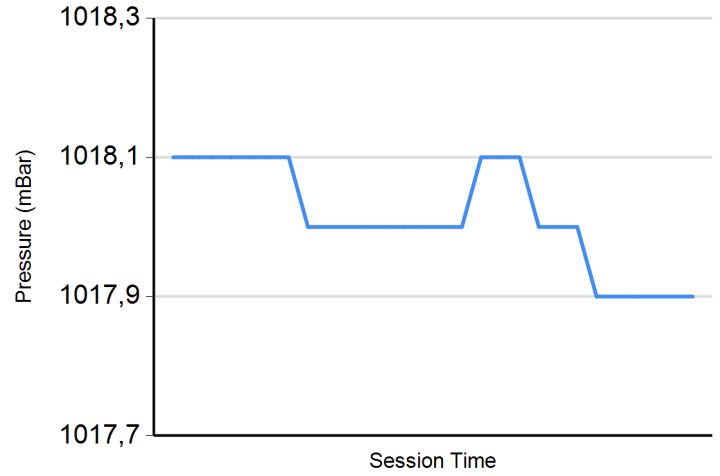
Track Temperature



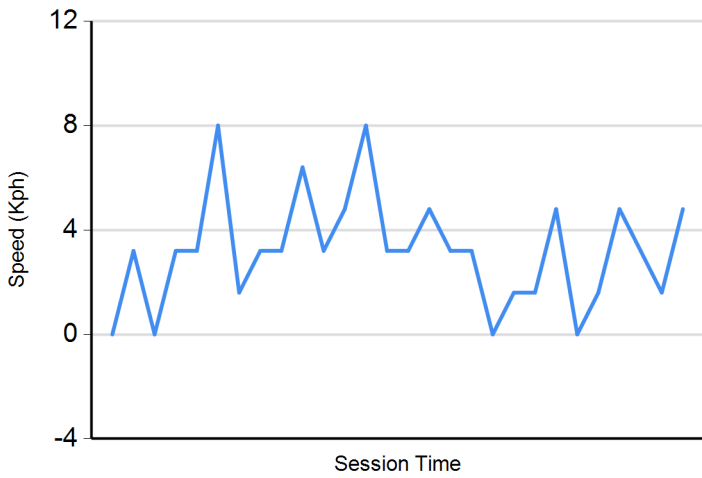
Humidity



Pressure



Wind Speed



Wind direction

North = 0°/360° Est = 90° South = 180° West = 270°

