

Autodromo Nazionale Monza
Euroformula Open
Qualifying - 2
Provisional Results




Clas	Nº	Entrant	Nat	Driver	Nat	Cat	Clas	Chassis - Engine	Team	Laps	Best	Time	Gap	Interval	Km/h
1	11	Carlin Motorsport	GBR	Tepei Natori	JPN	R	1	Dallara F317 Spiess	Carlin Motorsport	12	10	1:42.629			203.2
2	30	Team Motopark	DEU	Liam Lawson	NZL	R	2	Dallara F317 Spiess	Team Motopark	13	12	1:42.704	0.075	0.075	203.0
3	33	Team Motopark	DEU	Marino Sato	JPN			Dallara F317 Spiess	Team Motopark	13	12	1:42.810	0.181	0.106	202.8
4	12	Carlin Motorsport	GBR	Christian Hahn	BRA			Dallara F317 Spiess	Carlin Motorsport	12	11	1:43.088	0.459	0.278	202.3
5	7	Double R	GBR	Jack Doohan	AUS	R	3	Dallara F317 HWA	Double R	13	12	1:43.134	0.505	0.046	202.2
6	31	Carlin Motorsport	GBR	Billy Monger	GBR	R	4	Dallara F317 Spiess	Carlin Motorsport	12	11	1:43.206	0.577	0.072	202.0
7	63	Carlin Motorsport	GBR	Nicolai Kjaergaard	DNK	R	5	Dallara F317 Spiess	Carlin Motorsport	12	11	1:43.274	0.645	0.068	201.9
8	8	Teo Martin Motorsport	ESP	Lukas Dunner	AUT			Dallara F317 HWA	Teo Martin Motorsport	12	11	1:43.418	0.789	0.144	201.6
9	25	Team Motopark	DEU	Cameron Das	USA			Dallara F317 Spiess	Team Motopark	12	11	1:43.471	0.842	0.053	201.5
10	14	Team Motopark	DEU	Yuki Tsunoda	JPN	R	6	Dallara F317 Spiess	Team Motopark	12	10	1:43.535	0.906	0.064	201.4
11	21	Fortec Motorsport	GBR	Calan Williams	AUS			Dallara F317 HWA	Fortec Motorsport	13	5	1:43.684	1.055	0.149	201.1
12	1	RP Motorsport	ITA	Kyle Kirkwood	USA			Dallara F317 Spiess	RP Motorsport	12	11	1:44.119	1.490	0.435	200.2
13	88	Drivex School	ESP	Filip Kaminiarz	POL	R	7	Dallara F317 HWA	Drivex School	12	11	1:44.160	1.531	0.041	200.2
14	99	Drivex School	ESP	Rui Andrade	AGO	R	8	Dallara F317 HWA	Drivex School	13	12	1:44.498	1.869	0.338	199.5
15	26	Double R	GBR	Linus Lundqvist	SWE	R	9	Dallara F317 HWA	Double R	12	4	1:44.958	2.329	0.460	198.6
16	6	Carlin Motorsport	GBR	Ido Cohen	ISR	R	10	Dallara F317 Spiess	Carlin Motorsport	11	3	1:45.371	2.742	0.413	197.9
17	3	RP Motorsport	ITA	Lorenzo Ferrari	ITA	R	11	Dallara F317 Spiess	RP Motorsport	13	10	1:46.375	3.746	1.004	196.0
18	18	Team Motopark	DEU	Niklas Krütten	DEU	R	12	Dallara F317 Spiess	Team Motopark	7	4	1:49.806	7.177	3.431	189.9


CAR 8 TIME 3:42.757 DELETED TRACK LIMITS AT T 11 - 303 - TIME 1:58.833 DELETED TRACK LIMITS AT T 11
 CAR7 TIME 2:06.000 DELETED TRACK LIMITS AT T 11 - TIME 1:48.570 DELETED TRACK LIMITS AT T 11
 CAR 3 TIME 1:46.707 DELETED TRACK LIMITS AT T 11 - TIME 1:45.343 DELETED TRACK LIMITS AT T 11
 CAR 6 TIME 1:44.638 DELETED TRACK LIMITS AT T 11 - TIME 1:44.062 DELETED TRACK LIMITS AT T 11
 CAR 26 TIME 1:42.929 DELETED TRACK LIMITS AT T 11 - TIME 2:25.063 DELETED TRACK LIMITS AT T 11
 CAR 18 TIME 1:49.773 DELETED TRACK LIMITS AT T 11 - TIME 1:43.813 DELETED TRACK LIMITS AT T 11
 CAR 21 TIME 1:43.199 DELETED TRACK LIMITS AT T 11 - TIME 1:43.563 DELETED TRACK LIMITS AT T 11

Published at:.....

Track Temp: 13.2 °C Air Temp: 13.1 °C Humidity: 94 % Track Status: DRY

Stewards:	Race Director:	Timekeeper: 
------------------	-----------------------	--






Autodromo Nazionale Monza
Euroformula Open
Qualifying - 2
Provisional Results by Class




Clas	Nº	Entrant	Nat	Driver	Nat	Cat	Clas	Chassis - Engine	Team	Laps	Best	Time	Gap	Interval	Km/h
1	33	Team Motopark	DEU	Marino Sato	JPN			Dallara F317 Spiess	Team Motopark	13	12	1:42.810			202.8
2	12	Carlin Motorsport	GBR	Christian Hahn	BRA			Dallara F317 Spiess	Carlin Motorsport	12	11	1:43.088	0.278	0.278	202.3
3	8	Teo Martin Motorsport	ESP	Lukas Dunner	AUT			Dallara F317 HWA	Teo Martin Motorsport	12	11	1:43.418	0.608	0.330	201.6
4	25	Team Motopark	DEU	Cameron Das	USA			Dallara F317 Spiess	Team Motopark	12	11	1:43.471	0.661	0.053	201.5
5	21	Fortec Motorsport	GBR	Calan Williams	AUS			Dallara F317 HWA	Fortec Motorsport	13	5	1:43.684	0.874	0.213	201.1
6	1	RP Motorsport	ITA	Kyle Kirkwood	USA			Dallara F317 Spiess	RP Motorsport	12	11	1:44.119	1.309	0.435	200.2
Rookie															
1	11	Carlin Motorsport	GBR	Teppei Natori	JPN	R	1	Dallara F317 Spiess	Carlin Motorsport	12	10	1:42.629			203.2
2	30	Team Motopark	DEU	Liam Lawson	NZL	R	2	Dallara F317 Spiess	Team Motopark	13	12	1:42.704	0.075	0.075	203.0
3	7	Double R	GBR	Jack Doohan	AUS	R	3	Dallara F317 HWA	Double R	13	12	1:43.134	0.505	0.430	202.2
4	31	Carlin Motorsport	GBR	Billy Monger	GBR	R	4	Dallara F317 Spiess	Carlin Motorsport	12	11	1:43.206	0.577	0.072	202.0
5	63	Carlin Motorsport	GBR	Nicolai Kjaergaard	DNK	R	5	Dallara F317 Spiess	Carlin Motorsport	12	11	1:43.274	0.645	0.068	201.9
6	14	Team Motopark	DEU	Yuki Tsunoda	JPN	R	6	Dallara F317 Spiess	Team Motopark	12	10	1:43.535	0.906	0.261	201.4
7	88	Drivex School	ESP	Filip Kaminiarz	POL	R	7	Dallara F317 HWA	Drivex School	12	11	1:44.160	1.531	0.625	200.2
8	99	Drivex School	ESP	Rui Andrade	AGO	R	8	Dallara F317 HWA	Drivex School	13	12	1:44.498	1.869	0.338	199.5
9	26	Double R	GBR	Linus Lundqvist	SWE	R	9	Dallara F317 HWA	Double R	12	4	1:44.958	2.329	0.460	198.6
10	6	Carlin Motorsport	GBR	Ido Cohen	ISR	R	10	Dallara F317 Spiess	Carlin Motorsport	11	3	1:45.371	2.742	0.413	197.9
11	3	RP Motorsport	ITA	Lorenzo Ferrari	ITA	R	11	Dallara F317 Spiess	RP Motorsport	13	10	1:46.375	3.746	1.004	196.0
12	18	Team Motopark	DEU	Niklas Krütten	DEU	R	12	Dallara F317 Spiess	Team Motopark	7	4	1:49.806	7.177	3.431	189.9

Published at:.....

Track Temp: 13.2 °C Air Temp: 13.1 °C Humidity: 94 % Track Status: DRY

Stewards:	Race Director:	Timekeeper: 
------------------	-----------------------	--





Autodromo Nazionale Monza
Euroformula Open
Qualifying - 2
Lap Analysis



1 Kyle Kirkwood Dallara F317 Spiess **7** Jack Doohan Dallara F317 HWA
 RP Motorsport R Double R

Lap D	Time	Sector 1	Sector 2	Sector 3	T. Spd	Elapsed	Lap D	Time	Sector 1	Sector 2	Sector 3	T. Spd	Elapsed
1	9:32:26.138	9:31:07.367	40.733	38.038	115.8	9:32:26.138	1	9:32:31.707	9:31:14.315	39.721	37.671	128.7	9:32:31.707
2	1:50.218	37.438	36.514	36.266	201.4	9:34:16.356	2	1:49.688	36.388	36.150	37.150	220.4	9:34:21.395
3	1:49.625	37.910	36.081	35.634	257.1	9:36:05.981	3	1:45.342	34.477	35.119	35.746	261.5	9:36:06.737
4	1:47.024	35.004	36.045	35.975	255.9	9:37:53.005	4	1:43.884	34.340	34.561	34.983	262.1	9:37:50.621
5	1:53.589 P	34.685	34.808	44.096	258.3	9:39:46.594	5	1:54.621 P	34.585	34.285	45.751	254.7	9:39:45.242
6	5:23.521	3:52.503	48.901	42.117	150.4	9:45:10.115	6	5:23.631	4:03.067	39.810	40.754	176.7	9:45:08.873
7	2:24.831	55.169	43.003	46.659	199.2	9:47:34.946	7	2:28.044	53.169	48.316	46.559	220.4	9:47:36.917
8	2:06.853	38.723	47.009	41.121	218.1	9:49:41.799	8	2:06.000	35.601	48.876	41.523	258.3	9:49:42.917
9	1:55.711	40.259	36.503	38.949	252.9	9:51:37.510	9	1:48.570	34.578	34.635	39.357	261.5	9:51:31.487
10	1:44.671	34.580	34.790	35.301	260.2	9:53:22.181	10	1:43.729	34.414	34.086	35.229	261.5	9:53:15.216
11	1:44.119	34.552	34.576	34.991	257.1	9:55:06.300	11	1:43.398	34.323	34.373	34.702	256.5	9:54:58.614
12	2:29.234 P	43.997	43.838	1:01.399	187.5	9:57:35.534	12	1:43.134	34.308	34.115	34.711	252.9	9:56:41.748


3 Lorenzo Ferrari Dallara F317 Spiess **8** Lukas Dunner Dallara F317 HWA
 R RP Motorsport Teo Martin Motorsport

Lap D	Time	Sector 1	Sector 2	Sector 3	T. Spd	Elapsed	Lap D	Time	Sector 1	Sector 2	Sector 3	T. Spd	Elapsed
1	9:32:29.158	9:31:08.217	42.143	38.798	130.1	9:32:29.158	1	9:32:27.377	9:31:08.274	41.000	38.103	117.0	9:32:27.377
2	1:50.343	36.675	36.807	36.861	239.4	9:34:19.501	2	1:50.832	36.591	37.622	36.619	254.1	9:34:18.209
3	1:49.004	35.491	35.938	37.575	252.9	9:36:08.505	3	1:46.442	35.417	35.318	35.707	255.9	9:36:04.651
4	1:47.156	35.036	35.506	36.614	257.7	9:37:55.661	4	1:52.379 P	34.940	35.036	42.403	254.1	9:37:57.030
5	1:55.084 P	35.397	35.280	44.407	242.6	9:39:50.745	5	4:13.060	2:52.079	38.104	44.348	173.3	9:42:11.561
6	4:13.060	2:52.773	41.542	38.745	180.3	9:44:03.805	6	3:42.757	2:13.370	50.701	38.686	192.8	9:45:54.318
7	1:51.147	36.783	36.788	37.576	217.7	9:45:54.952	7	1:58.833	42.913	38.885	37.035	203.0	9:47:53.151
8	1:47.723	35.441	36.063	36.219	252.3	9:47:42.675	8	1:56.259	34.826	40.865	40.568	254.1	9:49:49.410
9	2:01.768	34.957	48.208	38.603	255.3	9:49:44.443	9	1:48.937	34.518	36.533	37.886	258.3	9:51:38.347
10	1:46.375	34.957	35.552	35.866	255.9	9:51:30.818	10	1:51.229	38.411	37.232	35.586	266.0	9:53:29.576
11	1:46.707	35.119	35.376	36.212	250.5	9:53:17.525	11	1:43.418	34.490	34.332	34.596	262.1	9:55:12.994
12	1:45.343	34.627	35.014	35.702	256.5	9:55:02.868	12	2:24.854 P	38.830	44.639	1:01.385	201.8	9:57:37.848
13	2:37.576 P	44.548	49.457	1:03.571	204.5	9:57:40.444							

6 Ido Cohen Dallara F317 Spiess **11** Tepei Natori Dallara F317 Spiess
 R Carlin Motorsport R Carlin Motorsport

Lap D	Time	Sector 1	Sector 2	Sector 3	T. Spd	Elapsed	Lap D	Time	Sector 1	Sector 2	Sector 3	T. Spd	Elapsed
1	9:32:33.676	9:31:12.983	41.884	38.809	123.7	9:32:33.676	1	9:32:45.086	9:31:28.886	38.917	37.283	178.8	9:32:45.086
2	1:50.090	36.148	36.769	37.173	230.7	9:34:23.766	2	1:48.749	35.607	36.542	36.600	252.3	9:34:33.835
3	1:45.371	35.204	34.776	35.391	258.3	9:36:09.137	3	1:47.365	36.927	35.060	35.378	253.5	9:36:21.200
4	1:56.799 P	34.587	35.401	46.811	262.1	9:38:05.936	4	1:44.045	34.820	34.442	34.783	254.1	9:38:05.245
5	6:59.655	5:40.867	39.872	38.916	162.4	9:45:05.591	5	1:52.830 P	34.604	34.447	43.779	254.1	9:39:58.075
6	2:34.556	57.120	49.363	48.073	246.0	9:47:40.147	6	5:06.495	3:46.818	40.801	38.876	177.9	9:45:04.570
7	2:05.501	35.225	47.352	42.924	245.4	9:49:45.648	7	2:36.356	57.032	53.896	45.428	228.3	9:47:40.926
8	1:46.485	34.887	35.193	36.405	263.4	9:51:32.133	8	2:20.407 P	35.806	48.095	56.506	229.2	9:50:01.333
9	1:44.638	34.513	34.712	35.413	263.4	9:53:16.771	9	2:10.855	59.560	35.494	35.801	209.7	9:52:12.188
10	1:44.062	34.638	34.550	34.874	258.3	9:55:00.833	10	1:42.629	34.389	33.931	34.309	258.3	9:53:54.817
11	1:54.270 P	34.955	34.655	44.660	257.7	9:56:55.103	11	1:42.665	34.461	33.906	34.298	260.2	9:55:37.482
							12	2:19.743 P	49.720	38.217	51.806	164.1	9:57:57.225





Autodromo Nazionale Monza
Euroformula Open
Qualifying - 2
Lap Analysis



12 Christian Hahn Dallara F317 Spiess **25** Cameron Das Dallara F317 Spiess
 Carlin Motorsport Team Motopark

Lap D	Time	Sector 1	Sector 2	Sector 3	T. Spd	Elapsed	Lap D	Time	Sector 1	Sector 2	Sector 3	T. Spd	Elapsed
1	9:32:33.269	9:31:15.203	40.216	37.850	149.7	9:32:33.269	1	9:32:10.262	9:30:54.264	38.678	37.320	133.4	9:32:10.262
2	1:49.582	36.080	36.087	37.415	257.1	9:34:22.851	2	1:49.044	36.408	36.289	36.347	238.4	9:33:59.306
3	1:47.405	34.892	34.940	37.573	258.9	9:36:10.256	3	1:49.560	35.865	37.567	36.128	240.0	9:35:48.866
4	1:48.370	37.039	35.588	35.743	238.4	9:37:58.626	4	1:45.325	35.062	34.879	35.384	248.2	9:37:34.191
5	1:54.354 P	34.745	34.737	44.872	257.7	9:39:52.980	5	1:51.299 P	35.020	34.698	41.581	248.8	9:39:25.490
6	6:07.725 P	4:41.165	39.762	46.798	196.3	9:46:00.705	6	5:12.694	3:54.204	40.384	38.106	195.6	9:44:38.184
7	2:09.167	57.948	35.567	35.652	210.1	9:48:09.872	7	2:00.244 P	38.835	36.955	44.454	236.8	9:46:38.428
8	1:44.066	34.702	34.360	35.004	258.3	9:49:53.938	8	2:22.399 P	1:03.140	36.189	43.070	154.7	9:49:00.827
9	1:43.922	34.551	34.231	35.140	256.5	9:51:37.860	9	2:33.889	1:19.096	37.066	37.727	149.5	9:51:34.716
10	1:50.829	37.690	37.515	35.624	257.7	9:53:28.689	10	1:43.673	34.333	34.630	34.710	258.3	9:53:18.389
11	1:43.088	34.478	34.044	34.566	258.9	9:55:11.777	11	1:43.471	34.235	34.478	34.758	264.0	9:55:01.860
12	2:30.322 P	39.626	46.400	1:04.296	180.9	9:57:42.099	12	2:06.386 P	37.886	38.600	49.900	258.3	9:57:08.246

14 Yuki Tsunoda Dallara F317 Spiess **26** Linus Lundqvist Dallara F317 HWA
 R Team Motopark R Double R

Lap D	Time	Sector 1	Sector 2	Sector 3	T. Spd	Elapsed	Lap D	Time	Sector 1	Sector 2	Sector 3	T. Spd	Elapsed
1	9:32:25.664	9:31:03.867	41.849	39.948	153.6	9:32:25.664	1	9:32:39.351 P	9:31:13.074	39.395	46.882	118.9	9:32:39.351
2	1:49.735	37.187	36.451	36.097	237.8	9:34:15.399	2	2:23.043	1:10.865	36.248	35.930	202.6	9:35:02.394
3	1:44.627	35.000	34.673	34.954	254.7	9:36:00.026	3	1:48.446	37.979	35.143	35.324	250.5	9:36:50.840
4	1:43.803	34.756	34.367	34.680	254.1	9:37:43.829	4	1:44.958	35.163	34.681	35.114	251.1	9:38:35.798
5	1:53.844 P	34.370	34.159	45.315	255.9	9:39:37.673	5	1:53.263 P	34.682	34.362	44.219	252.3	9:40:29.061
6	5:31.935	4:01.593	50.527	39.815	171.1	9:45:09.608	6	4:56.346	3:40.087	39.697	36.562	183.9	9:45:25.407
7	2:25.705	53.946	42.265	49.494	216.0	9:47:35.313	7	2:12.660	41.410	44.669	46.581	229.7	9:47:38.067
8	2:12.813	36.884	55.569	40.360	237.3	9:49:48.126	8	2:04.312	34.933	48.013	41.366	259.6	9:49:42.379
9	1:48.682	34.307	36.736	37.639	257.7	9:51:36.808	9	1:52.081	34.836	34.498	42.747	262.7	9:51:34.460
10	1:43.535	34.194	34.079	35.262	259.6	9:53:20.343	10	1:52.528	41.330	35.408	35.790	215.5	9:53:26.988
11	1:44.341	34.144	33.806	36.391	258.9	9:55:04.684	11	4:42.029	34.358	34.038	34.533	260.2	9:55:09.917
12	2:25.153 P	43.657	41.214	1:00.282	162.8	9:57:29.837	12	2:25.063 P	40.412	40.783	1:03.868	165.8	9:57:34.980


18 Niklas Krütten Dallara F317 Spiess **30** Liam Lawson Dallara F317 Spiess
 R Team Motopark R Team Motopark

Lap D	Time	Sector 1	Sector 2	Sector 3	T. Spd	Elapsed	Lap D	Time	Sector 1	Sector 2	Sector 3	T. Spd	Elapsed
1	9:45:27.405	9:44:08.705	40.458	38.242	178.2	9:45:27.405	1	9:32:24.133	9:31:01.950	42.022	40.161	148.7	9:32:24.133
2	2:07.245	41.487	43.242	42.516	237.8	9:47:34.650	2	1:49.664	36.715	37.064	35.885	226.8	9:34:13.797
3	2:09.313	40.872	48.115	40.326	243.2	9:49:43.963	3	1:47.872	36.956	35.459	35.457	252.9	9:36:01.669
4	1:49.806	34.910	35.337	39.559	255.3	9:51:33.769	4	1:43.728	34.623	34.392	34.713	257.7	9:37:45.397
5	4:49.773	35.988	38.488	35.297	251.7	9:53:23.542	5	1:56.685 P	36.537	34.497	45.651	259.6	9:39:42.082
6	4:43.813	34.546	34.338	34.929	259.6	9:55:07.355	6	4:17.331	2:56.603	42.560	38.168	164.3	9:43:59.413
7	2:03.048 P	40.323	36.950	45.775	176.4	9:57:10.403	7	1:59.856 P	37.427	37.469	44.960	209.7	9:45:59.269
8							8	2:08.547	57.706	35.422	35.419	196.7	9:48:07.816
9							9	1:50.910 P	34.479	34.371	42.060	258.3	9:49:58.726
10							10	2:11.540	59.431	34.714	37.395	212.1	9:52:10.266
11							11	1:42.926	34.362	34.116	34.448	256.5	9:53:53.192
12							12	1:42.704	34.256	33.992	34.456	259.6	9:55:35.896
13							13	3:22.929 P	59.846	58.060	1:25.023	146.7	9:58:58.825

21 Calan Williams Dallara F317 HWA
 Fortec Motorsport

Lap D	Time	Sector 1	Sector 2	Sector 3	T. Spd	Elapsed	Lap D	Time	Sector 1	Sector 2	Sector 3	T. Spd	Elapsed
1	9:32:29.772	9:31:11.841	40.057	37.874	117.7	9:32:29.772	11	1:42.926	34.362	34.116	34.448	256.5	9:53:53.192
2	1:50.870	36.712	36.833	37.325	235.8	9:34:20.642	12	1:42.704	34.256	33.992	34.456	259.6	9:55:35.896
3	1:47.348	34.827	36.568	35.953	259.6	9:36:07.990	13	3:22.929 P	59.846	58.060	1:25.023	146.7	9:58:58.825
4	1:44.170	34.518	34.494	35.158	259.6	9:37:52.160							
5	1:43.684	34.347	34.550	34.787	258.9	9:39:35.844							
6	1:51.593 P	34.917	34.763	41.913	252.3	9:41:27.437							
7	3:43.727	2:12.783	50.764	40.180	205.3	9:45:11.164							
8	2:38.238 P	54.984	42.555	1:00.699	177.9	9:47:49.402							
9	2:06.811	56.805	34.946	35.060	161.9	9:49:56.213							
10	1:44.785	34.295	34.850	35.640	257.7	9:51:40.998							
11	4:43.199	34.285	34.084	34.830	262.7	9:53:24.197							
12	4:43.563	34.166	34.712	34.685	265.3	9:55:07.760							
13	1:59.134 P	37.516	35.301	46.317	199.6	9:57:06.894							





Autodromo Nazionale Monza
Euroformula Open
Qualifying - 2
Lap Analysis




31 Billy Monger							88 Dallara F317 Spiess								
R Carlin Motorsport							R Drivex School								
Lap	D	Time	Sector 1	Sector 2	Sector 3	T. Spd	Elapsed	Lap	D	Time	Sector 1	Sector 2	Sector 3	T. Spd	Elapsed
1		9:32:35.353	9:31:18.205	39.118	38.030	170.3	9:32:35.353	1		9:32:18.252	9:30:56.216	42.638	39.398	144.3	9:32:18.252
2		1:50.418	36.809	36.070	37.539	213.8	9:34:25.771	2		1:49.945	36.403	36.670	36.872	251.1	9:34:08.197
3		1:45.096	34.996	34.708	35.392	258.3	9:36:10.867	3		1:45.980	35.092	35.274	35.614	256.5	9:35:54.177
4		1:46.052	35.191	34.809	36.052	262.1	9:37:56.919	4		1:45.769	35.000	35.219	35.550	253.5	9:37:39.946
5		1:58.035 P	34.563	37.530	45.942	258.9	9:39:54.954	5		1:58.917 P	36.197	35.372	47.348	227.8	9:39:38.863
6		6:48.630	5:30.006	39.539	39.085	171.4	9:46:43.584	6		5:27.470	4:01.251	45.805	40.414	158.5	9:45:06.333
7		2:13.514 P	40.902	40.047	52.565	224.0	9:48:57.098	7		2:27.301	57.722	42.533	47.046	243.2	9:47:33.634
8		2:36.347	1:16.636	38.787	40.924	144.7	9:51:33.445	8		2:00.291 P	36.348	37.821	46.122	248.8	9:49:33.925
9		1:44.748	34.674	34.294	35.780	252.9	9:53:18.193	9		2:07.599	56.069	35.143	36.387	167.4	9:51:41.524
10		1:44.653	35.342	34.337	34.974	254.7	9:55:02.846	10		1:48.722	34.459	37.965	36.298	264.0	9:53:30.246
11		1:43.206	34.392	34.054	34.760	258.9	9:56:46.052	11		1:44.160	34.629	34.625	34.906	262.1	9:55:14.406
12		2:30.947 P	42.847	48.990	59.110	252.3	9:59:16.999	12		2:29.644 P	38.466	45.806	1:05.372	216.0	9:57:44.050

33 Marino Sato							99 Dallara F317 Spiess								
R Team Motopark							R Drivex School								
Lap	D	Time	Sector 1	Sector 2	Sector 3	T. Spd	Elapsed	Lap	D	Time	Sector 1	Sector 2	Sector 3	T. Spd	Elapsed
1		9:32:19.057	9:30:56.967	42.511	39.579	155.3	9:32:19.057	1		9:32:15.159	9:30:54.687	41.582	38.890	157.8	9:32:15.159
2		1:48.476	36.439	36.212	35.825	223.6	9:34:07.533	2		1:50.627	38.089	36.610	35.928	221.3	9:34:05.786
3		1:49.020	35.027	34.675	39.318	254.1	9:35:56.553	3		1:45.677	35.121	35.148	35.408	251.7	9:35:51.463
4		1:43.657	34.651	34.222	34.784	255.9	9:37:40.210	4		1:45.261	34.980	35.050	35.231	254.7	9:37:36.724
5		1:49.954 P	34.434	34.336	41.184	255.9	9:39:30.164	5		1:51.485 P	34.855	34.858	41.772	254.7	9:39:28.209
6		4:27.688	3:06.429	41.714	39.545	164.1	9:43:57.852	6		4:33.720	3:11.771	43.277	38.672	164.3	9:44:01.929
7		2:00.371 P	37.359	37.414	45.598	235.2	9:45:58.223	7		1:51.432	36.723	36.953	37.756	228.8	9:45:53.361
8		2:08.248	58.184	35.001	35.063	204.1	9:48:06.471	8		1:50.677	37.725	36.328	36.624	252.3	9:47:44.038
9		1:50.441 P	34.610	34.182	41.649	252.9	9:49:56.912	9		1:57.197	34.391	40.460	42.346	262.1	9:49:41.235
10		2:11.554	1:00.136	34.334	37.084	204.5	9:52:08.466	10		1:47.644	37.210	35.181	35.253	251.7	9:51:28.879
11		1:43.136	34.535	33.954	34.647	252.3	9:53:51.602	11		1:44.940	34.843	34.860	35.237	251.7	9:53:13.819
12		1:42.810	34.425	33.789	34.596	252.9	9:55:34.412	12		1:44.498	34.664	34.780	35.054	252.3	9:54:58.317
13		3:07.018 P	56.798	1:04.005	1:06.215	166.1	9:58:41.430	13		1:51.685 P	35.478	35.016	41.191	245.4	9:56:50.002

63 Nicolai Kjaergaard							Dallara F317 Spiess								
R Carlin Motorsport															
Lap	D	Time	Sector 1	Sector 2	Sector 3	T. Spd	Elapsed	Lap	D	Time	Sector 1	Sector 2	Sector 3	T. Spd	Elapsed
1		9:32:34.592	9:31:16.535	40.038	38.019	157.2	9:32:34.592								
2		1:50.415	36.478	36.696	37.241	218.6	9:34:25.007								
3		1:45.259	34.980	34.820	35.459	258.9	9:36:10.266								
4		1:45.735	34.569	34.760	36.406	259.6	9:37:56.001								
5		1:52.546 P	34.400	34.583	43.563	258.3	9:39:48.547								
6		5:18.857 P	3:50.967	40.150	47.740	191.4	9:45:07.404								
7		2:32.054	1:02.953	42.036	47.065	211.3	9:47:39.458								
8		2:05.479	34.576	47.680	43.223	258.3	9:49:44.937								
9		1:54.836	38.703	37.493	38.640	255.9	9:51:39.773								
10		1:45.495	34.556	34.659	36.280	261.5	9:53:25.268								
11		1:43.274	34.689	34.112	34.473	262.7	9:55:08.542								
12		2:03.039 P	39.599	37.349	46.091	180.9	9:57:11.581								





Autodromo Nazionale Monza

Euroformula Open


Qualifying - 2

Best Sectors Results



Sector - 1				Sector - 2				Sector - 3				Ideal Lap vs Best Lap				
Clas	Nº	Driver	Time	Nº	Driver	Time	Nº	Driver	Time	Clas	Nº	Driver	Ideal Lap	Best Lap	Clas	
1	14	Yuki Tsunoda	34.144	33	Marino Sato	33.789	11	Teppei Natori	34.298	1	11	Teppei Natori	1:42.593	1:42.629	1	
2	21	Calan Williams	34.166	14	Yuki Tsunoda	33.806	30	Liam Lawson	34.448	2	14	Yuki Tsunoda	1:42.630	1:43.535	10	
3	25	Cameron Das	34.235	11	Teppei Natori	33.906	63	Nicolai Kjaergaard	34.473	3	30	Liam Lawson	1:42.696	1:42.704	2	
4	30	Liam Lawson	34.256	30	Liam Lawson	33.992	26	Linus Lundqvist	34.533	4	33	Marino Sato	1:42.810	1:42.810	3	
5	7	Jack Doohan	34.308	26	Linus Lundqvist	34.038	12	Christian Hahn	34.566	5	26	Linus Lundqvist	1:42.929	1:44.958	15	
6	26	Linus Lundqvist	34.358	12	Christian Hahn	34.044	33	Marino Sato	34.596	6	21	Calan Williams	1:42.935	1:43.684	11	
7	11	Teppei Natori	34.389	31	Billy Monger	34.054	8	Lukas Dunner	34.596	7	63	Nicolai Kjaergaard	1:42.985	1:43.274	7	
8	99	Rui Andrade	34.391	21	Calan Williams	34.084	14	Yuki Tsunoda	34.680	8	12	Christian Hahn	1:43.088	1:43.088	4	
9	31	Billy Monger	34.392	7	Jack Doohan	34.086	21	Calan Williams	34.685	9	7	Jack Doohan	1:43.096	1:43.134	5	
10	63	Nicolai Kjaergaard	34.400	63	Nicolai Kjaergaard	34.112	7	Jack Doohan	34.702	10	31	Billy Monger	1:43.206	1:43.206	6	
11	33	Marino Sato	34.425	8	Lukas Dunner	34.332	25	Cameron Das	34.710	11	8	Lukas Dunner	1:43.418	1:43.418	8	
12	88	Filip Kaminiarz	34.459	18	Niklas Krütten	34.338	31	Billy Monger	34.760	12	25	Cameron Das	1:43.423	1:43.471	9	
13	12	Christian Hahn	34.478	25	Cameron Das	34.478	6	Ido Cohen	34.874	13	18	Niklas Krütten	1:43.813	1:49.806	18	
14	8	Lukas Dunner	34.490	6	Ido Cohen	34.550	88	Filip Kaminiarz	34.906	14	6	Ido Cohen	1:43.937	1:45.371	16	
15	6	Ido Cohen	34.513	1	Kyle Kirkwood	34.576	18	Niklas Krütten	34.929	15	88	Filip Kaminiarz	1:43.990	1:44.160	13	
16	18	Niklas Krütten	34.546	88	Filip Kaminiarz	34.625	1	Kyle Kirkwood	34.991	16	1	Kyle Kirkwood	1:44.119	1:44.119	12	
17	1	Kyle Kirkwood	34.552	99	Rui Andrade	34.780	99	Rui Andrade	35.054	17	99	Rui Andrade	1:44.225	1:44.498	14	
18	3	Lorenzo Ferrari	34.627	3	Lorenzo Ferrari	35.014	3	Lorenzo Ferrari	35.702	18	3	Lorenzo Ferrari	1:45.343	1:46.375	17	






Autodromo Nazionale Monza
Euroformula Open
Qualifying - 2
Best 5 Lap Times



Cls	Nº	Entrant	Nat	Driver	Nat	Cat	Cls	Chassis - Engine	Team	Best 1		Best 2		Best 3		Best 4		Best 5	
										Time	Lap	Time	Lap	Time	Lap	Time	Lap	Time	Lap
1	11	Carlin Motorsport	GBR	Teppei Natori	JPN	R	1	Dallara F317 Spiess	Carlin Motorsport	1:42.629	10	1:42.665	11	1:44.045	4	1:47.365	3	1:48.749	2
2	30	Team Motopark	DEU	Liam Lawson	NZL	R	2	Dallara F317 Spiess	Team Motopark	1:42.704	12	1:42.926	11	1:43.728	4	1:47.872	3	1:49.664	2
3	33	Team Motopark	DEU	Marino Sato	JPN			Dallara F317 Spiess	Team Motopark	1:42.810	12	1:43.136	11	1:43.657	4	1:48.476	2	1:49.020	3
4	12	Carlin Motorsport	GBR	Christian Hahn	BRA			Dallara F317 Spiess	Carlin Motorsport	1:43.088	11	1:43.922	9	1:44.066	8	1:47.405	3	1:48.370	4
5	7	Double R	GBR	Jack Doohan	AUS	R	3	Dallara F317 HWA	Double R	1:43.134	12	1:43.398	11	1:43.729	10	1:43.884	4	1:45.342	3
6	31	Carlin Motorsport	GBR	Billy Monger	GBR	R	4	Dallara F317 Spiess	Carlin Motorsport	1:43.206	11	1:44.653	10	1:44.748	9	1:45.096	3	1:46.052	4
7	63	Carlin Motorsport	GBR	Nicolai Kjaergaard	DNK	R	5	Dallara F317 Spiess	Carlin Motorsport	1:43.274	11	1:45.259	3	1:45.495	10	1:45.735	4	1:50.415	2
8	8	Teo Martin Motorsport	ESP	Lukas Dunner	AUT			Dallara F317 HWA	Teo Martin Motorsport	1:43.418	11	1:46.442	3	1:48.937	9	1:50.832	2	1:51.229	10
9	25	Team Motopark	DEU	Cameron Das	USA			Dallara F317 Spiess	Team Motopark	1:43.471	11	1:43.673	10	1:45.325	4	1:49.044	2	1:49.560	3
10	14	Team Motopark	DEU	Yuki Tsunoda	JPN	R	6	Dallara F317 Spiess	Team Motopark	1:43.535	10	1:43.803	4	1:44.341	11	1:44.627	3	1:48.682	9
11	21	Fortec Motorsport	GBR	Calan Williams	AUS			Dallara F317 HWA	Fortec Motorsport	1:43.684	5	1:44.170	4	1:44.785	10	1:47.348	3	1:50.870	2
12	1	RP Motorsport	ITA	Kyle Kirkwood	USA			Dallara F317 Spiess	RP Motorsport	1:44.119	11	1:44.671	10	1:47.024	4	1:49.625	3	1:50.218	2
13	88	Drivex School	ESP	Filip Kaminiaz	POL	R	7	Dallara F317 HWA	Drivex School	1:44.160	11	1:45.769	4	1:45.980	3	1:48.722	10	1:49.945	2
14	99	Drivex School	ESP	Rui Andrade	AGO	R	8	Dallara F317 HWA	Drivex School	1:44.498	12	1:44.940	11	1:45.261	4	1:45.677	3	1:47.644	10
15	26	Double R	GBR	Linus Lundqvist	SWE	R	9	Dallara F317 HWA	Double R	1:44.958	4	1:48.446	3	1:52.081	9	1:52.528	10	1:53.263	5
16	6	Carlin Motorsport	GBR	Ido Cohen	ISR	R	10	Dallara F317 Spiess	Carlin Motorsport	1:45.371	3	1:46.485	8	1:50.090	2	1:54.270	11	1:56.799	4
17	3	RP Motorsport	ITA	Lorenzo Ferrari	ITA	R	11	Dallara F317 Spiess	RP Motorsport	1:46.375	10	1:47.156	4	1:47.723	8	1:49.004	3	1:50.343	2
18	18	Team Motopark	DEU	Niklas Krütten	DEU	R	12	Dallara F317 Spiess	Team Motopark	1:49.806	4	2:03.048	7	2:07.245	2	2:09.313	3		






Autodromo Nazionale Monza
Euroformula Open
Qualifying - 2
Best 5 Top Speeds



Autodromo Nazionale Monza 5.793 m.

Cls	Nº	Entrant	Nat	Driver	Nat	Cat	Cls	Chassis - Engine	Team	Top 1		Top 2		Top 3		Top 4		Top 5		Avg
										Km/h	Lap	Km/h	Lap	Km/h	Lap	Km/h	Lap	Km/h	Lap	
1	8	Teo Martin Motorsport	ESP	Lukas Dunner	AUT			Dallara F317 HWA	Teo Martin Motorsport	266.0	10	262.1	11	258.3	9	255.9	3	254.1	2	259.3
2	21	Fortec Motorsport	GBR	Calan Williams	AUS			Dallara F317 HWA	Fortec Motorsport	265.3	12	262.7	11	259.6	3	259.6	4	258.9	5	261.2
3	25	Team Motopark	DEU	Cameron Das	USA			Dallara F317 Spiess	Team Motopark	264.0	11	258.3	10	258.3	12	248.8	5	248.2	4	255.5
4	88	Drivex School	ESP	Filip Kaminiaz	POL	R	1	Dallara F317 HWA	Drivex School	264.0	10	262.1	11	256.5	3	253.5	4	251.1	2	257.4
5	6	Carlin Motorsport	GBR	Ido Cohen	ISR	R	2	Dallara F317 Spiess	Carlin Motorsport	263.4	8	263.4	9	262.1	4	258.3	3	258.3	10	261.1
6	26	Double R	GBR	Linus Lundqvist	SWE	R	3	Dallara F317 HWA	Double R	262.7	9	260.2	11	259.6	8	252.3	5	251.1	4	257.2
7	63	Carlin Motorsport	GBR	Nicolai Kjaergaard	DNK	R	4	Dallara F317 Spiess	Carlin Motorsport	262.7	11	261.5	10	259.6	4	258.9	3	258.3	5	260.2
8	7	Double R	GBR	Jack Doohan	AUS	R	5	Dallara F317 HWA	Double R	262.1	4	261.5	3	261.5	9	261.5	10	258.3	8	261.0
9	31	Carlin Motorsport	GBR	Billy Monger	GBR	R	6	Dallara F317 Spiess	Carlin Motorsport	262.1	4	258.9	5	258.9	11	258.3	3	254.7	10	258.6
10	99	Drivex School	ESP	Rui Andrade	AGO	R	7	Dallara F317 HWA	Drivex School	262.1	9	254.7	4	254.7	5	252.3	8	252.3	12	255.2
11	1	RP Motorsport	ITA	Kyle Kirkwood	USA			Dallara F317 Spiess	RP Motorsport	260.2	10	258.3	5	257.1	3	257.1	11	255.9	4	257.7
12	11	Carlin Motorsport	GBR	Teppe Natori	JPN	R	8	Dallara F317 Spiess	Carlin Motorsport	260.2	11	258.3	10	254.1	4	254.1	5	253.5	3	256.0
13	14	Team Motopark	DEU	Yuki Tsunoda	JPN	R	9	Dallara F317 Spiess	Team Motopark	259.6	10	258.9	11	257.7	9	255.9	5	254.7	3	257.4
14	18	Team Motopark	DEU	Niklas Krütten	DEU	R	10	Dallara F317 Spiess	Team Motopark	259.6	6	255.3	4	251.7	5	243.2	3	237.8	2	249.5
15	30	Team Motopark	DEU	Liam Lawson	NZL	R	11	Dallara F317 Spiess	Team Motopark	259.6	5	259.6	12	258.3	9	257.7	4	256.5	11	258.3
16	12	Carlin Motorsport	GBR	Christian Hahn	BRA			Dallara F317 Spiess	Carlin Motorsport	258.9	3	258.9	11	258.3	8	257.7	5	257.7	10	258.3
17	3	RP Motorsport	ITA	Lorenzo Ferrari	ITA	R	12	Dallara F317 Spiess	RP Motorsport	257.7	4	256.5	12	255.9	10	255.3	9	252.9	3	255.6
18	33	Team Motopark	DEU	Marino Sato	JPN			Dallara F317 Spiess	Team Motopark	255.9	4	255.9	5	254.1	3	252.9	9	252.9	12	254.3





Autodromo Nazionale Monza

Euroformula Open

Qualifying - 2


Fastest Laps Sequence

Autodromo Nazionale Monza 5.793 m



Lap	Time of Day	Session Time	Nº	Entrant	Nat	Driver	Nat	Cat	Chassis - Engine	Team	Time	Km/h
2	9:33:59.306	3:59.306	25	Team Motopark	DEU	Cameron Das	USA		Dallara F317 Spiess	Team Motopark	1:49.044	191.2
2	9:34:07.533	4:07.533	33	Team Motopark	DEU	Marino Sato	JPN		Dallara F317 Spiess	Team Motopark	1:48.476	192.2
3	9:35:51.463	5:51.463	99	Drivex School	ESP	Rui Andrade	AGO	R	Dallara F317 HWA	Drivex School	1:45.677	197.3
3	9:36:00.026	6:00.026	14	Team Motopark	DEU	Yuki Tsunoda	JPN	R	Dallara F317 Spiess	Team Motopark	1:44.627	199.3
4	9:37:40.210	7:40.210	33	Team Motopark	DEU	Marino Sato	JPN		Dallara F317 Spiess	Team Motopark	1:43.657	201.1
10	9:53:20.343	23:20.343	14	Team Motopark	DEU	Yuki Tsunoda	JPN	R	Dallara F317 Spiess	Team Motopark	1:43.535	201.4
11	9:53:51.602	23:51.602	33	Team Motopark	DEU	Marino Sato	JPN		Dallara F317 Spiess	Team Motopark	1:43.136	202.2
11	9:53:53.192	23:53.192	30	Team Motopark	DEU	Liam Lawson	NZL	R	Dallara F317 Spiess	Team Motopark	1:42.926	202.6
10	9:53:54.817	23:54.817	11	Carlin Motorsport	GBR	Teppei Natori	JPN	R	Dallara F317 Spiess	Carlin Motorsport	1:42.629	203.2






Autodromo Nazionale Monza
Euroformula Open
Qualifying - 2
Event Best Maximum Speed



Nº	Entrant	Nat	Driver	Nat	Cat	Clas	Chassis - Engine	Team	Km/h	Session
8	Teo Martin Motorsport	ESP	Lukas Dunner	AUT			Dallara F317 HWA	Teo Martin Motorsport	267.9	Race - 1
99	Drivex School	ESP	Rui Andrade	AGO	R	1	Dallara F317 HWA	Drivex School	267.9	Race - 1
33	Team Motopark	DEU	Marino Sato	JPN			Dallara F317 Spiess	Team Motopark	267.3	Free Practice - 2
63	Carlin Motorsport	GBR	Nicolai Kjaergaard	DNK	R	2	Dallara F317 Spiess	Carlin Motorsport	267.3	Race - 1
21	Fortec Motorsport	GBR	Calan Williams	AUS			Dallara F317 HWA	Fortec Motorsport	266.6	Free Practice - 2
26	Double R	GBR	Linus Lundqvist	SWE	R	3	Dallara F317 HWA	Double R	266.6	Race - 1
7	Double R	GBR	Jack Doohan	AUS	R	4	Dallara F317 HWA	Double R	266.6	Race - 1
14	Team Motopark	DEU	Yuki Tsunoda	JPN	R	5	Dallara F317 Spiess	Team Motopark	265.3	Free Practice - 2
1	RP Motorsport	ITA	Kyle Kirkwood	USA			Dallara F317 Spiess	RP Motorsport	265.3	Race - 1
25	Team Motopark	DEU	Cameron Das	USA			Dallara F317 Spiess	Team Motopark	264.7	Free Practice - 2
88	Drivex School	ESP	Filip Kaminiarz	POL	R	6	Dallara F317 HWA	Drivex School	264.7	Race - 1
6	Carlin Motorsport	GBR	Ido Cohen	ISR	R	7	Dallara F317 Spiess	Carlin Motorsport	264.7	Race - 1
18	Team Motopark	DEU	Niklas Krütten	DEU	R	8	Dallara F317 Spiess	Team Motopark	264.0	Free Practice - 1
11	Carlin Motorsport	GBR	Teppei Natori	JPN	R	9	Dallara F317 Spiess	Carlin Motorsport	264.0	Free Practice - 2
30	Team Motopark	DEU	Liam Lawson	NZL	R	10	Dallara F317 Spiess	Team Motopark	263.4	Free Practice - 2
31	Carlin Motorsport	GBR	Billy Monger	GBR	R	11	Dallara F317 Spiess	Carlin Motorsport	263.4	Race - 1
12	Carlin Motorsport	GBR	Christian Hahn	BRA			Dallara F317 Spiess	Carlin Motorsport	262.7	Race - 1
3	RP Motorsport	ITA	Lorenzo Ferrari	ITA	R	12	Dallara F317 Spiess	RP Motorsport	262.1	Race - 1





Autodromo Nazionale Monza
Euroformula Open
Qualifying - 2
Pit Stop Analysis



1 Kyle Kirkwood RP Motorsport
 Dallara F317 Spiess

Nr.	In Day Time	In Time	Out Time	Pit Time	T. Pit Time	Handicap	Penalty
1	9:39:39.896	9:39:39.896	9:42:51.677	3:11.781	3:11.781		

3 Lorenzo Ferrari R RP Motorsport
 Dallara F317 Spiess

Nr.	In Day Time	In Time	Out Time	Pit Time	T. Pit Time	Handicap	Penalty
1	9:39:44.749	9:39:44.749	9:42:03.032	2:18.283	2:18.283		

6 Ido Cohen R Carlin Motorsport
 Dallara F317 Spiess

Nr.	In Day Time	In Time	Out Time	Pit Time	T. Pit Time	Handicap	Penalty
1	9:37:59.952	9:37:59.952	9:43:06.131	5:06.179	5:06.179		

7 Jack Doohan R Double R
 Dallara F317 HWA

Nr.	In Day Time	In Time	Out Time	Pit Time	T. Pit Time	Handicap	Penalty
1	9:39:37.315	9:39:37.315	9:43:08.682	3:31.367	3:31.367		

8 Lukas Dunner Teo Martin Motorsport
 Dallara F317 HWA

Nr.	In Day Time	In Time	Out Time	Pit Time	T. Pit Time	Handicap	Penalty
1	9:37:51.716	9:37:51.716	9:40:09.559	2:17.843	2:17.843		
2	9:42:06.172	9:42:06.172	9:43:43.171	1:36.999	3:54.842		

11 Teppei Natori R Carlin Motorsport
 Dallara F317 Spiess

Nr.	In Day Time	In Time	Out Time	Pit Time	T. Pit Time	Handicap	Penalty
1	9:39:51.623	9:39:51.623	9:43:04.330	3:12.707	3:12.707		
2	9:49:44.705	9:49:44.705	9:50:25.697	40.992	3:53.699		

12 Christian Hahn Carlin Motorsport
 Dallara F317 Spiess

Nr.	In Day Time	In Time	Out Time	Pit Time	T. Pit Time	Handicap	Penalty
1	9:39:46.695	9:39:46.695	9:43:54.251	4:07.556	4:07.556		
2	9:45:55.020	9:45:55.020	9:46:23.118	28.098	4:35.654		

14 Yuki Tsunoda R Team Motopark
 Dallara F317 Spiess

Nr.	In Day Time	In Time	Out Time	Pit Time	T. Pit Time	Handicap	Penalty
1	9:39:30.726	9:39:30.726	9:42:49.033	3:18.307	3:18.307		

21 Calan Williams Fortec Motorsport
 Dallara F317 HWA

Nr.	In Day Time	In Time	Out Time	Pit Time	T. Pit Time	Handicap	Penalty
1	9:41:22.088	9:41:22.088	9:43:01.115	1:39.027	1:39.027		
2	9:47:37.279	9:47:37.279	9:48:10.131	32.852	2:11.879		

25 Cameron Das Team Motopark
 Dallara F317 Spiess

Nr.	In Day Time	In Time	Out Time	Pit Time	T. Pit Time	Handicap	Penalty
1	9:39:20.071	9:39:20.071	9:42:40.128	3:20.057	3:20.057		
2	9:46:32.849	9:46:32.849	9:47:01.115	28.266	3:48.323		
3	9:48:55.132	9:48:55.132	9:49:32.405	37.273	4:25.596		

26 Linus Lundqvist R Double R
 Dallara F317 HWA

Nr.	In Day Time	In Time	Out Time	Pit Time	T. Pit Time	Handicap	Penalty
1	9:32:33.143	9:32:33.143	9:33:02.228	29.085	29.085		
2	9:40:23.063	9:40:23.063	9:43:29.824	3:06.761	3:35.846		

30 Liam Lawson R Team Motopark
 Dallara F317 Spiess

Nr.	In Day Time	In Time	Out Time	Pit Time	T. Pit Time	Handicap	Penalty
1	9:39:35.146	9:39:35.146	9:41:55.409	2:20.263	2:20.263		
2	9:45:53.605	9:45:53.605	9:46:21.928	28.323	2:48.586		
3	9:49:53.327	9:49:53.327	9:50:23.269	29.942	3:18.528		

31 Billy Monger R Carlin Motorsport
 Dallara F317 Spiess

Nr.	In Day Time	In Time	Out Time	Pit Time	T. Pit Time	Handicap	Penalty
1	9:39:48.487	9:39:48.487	9:44:43.497	4:55.010	4:55.010		
2	9:48:51.581	9:48:51.581	9:49:33.573	41.992	5:37.002		

33 Marino Sato Team Motopark
 Dallara F317 Spiess

Nr.	In Day Time	In Time	Out Time	Pit Time	T. Pit Time	Handicap	Penalty
1	9:39:24.523	9:39:24.523	9:41:53.970	2:29.447	2:29.447		
2	9:45:52.343	9:45:52.343	9:46:21.419	29.076	2:58.523		
3	9:49:50.573	9:49:50.573	9:50:22.673	32.100	3:30.623		

63 Nicolai Kjaergaard R Carlin Motorsport
 Dallara F317 Spiess

Nr.	In Day Time	In Time	Out Time	Pit Time	T. Pit Time	Handicap	Penalty
1	9:39:42.870	9:39:42.870	9:42:59.387	3:16.517	3:16.517		
2	9:45:01.798	9:45:01.798	9:45:34.200	32.402	3:48.919		


88 Filip Kaminiarz R Drivex School
 Dallara F317 HWA

Nr.	In Day Time	In Time	Out Time	Pit Time	T. Pit Time	Handicap	Penalty
1	9:39:31.776	9:39:31.776	9:42:54.407	3:22.631	3:22.631		
2	9:49:28.544	9:49:28.544	9:49:54.127	25.583	3:48.214		

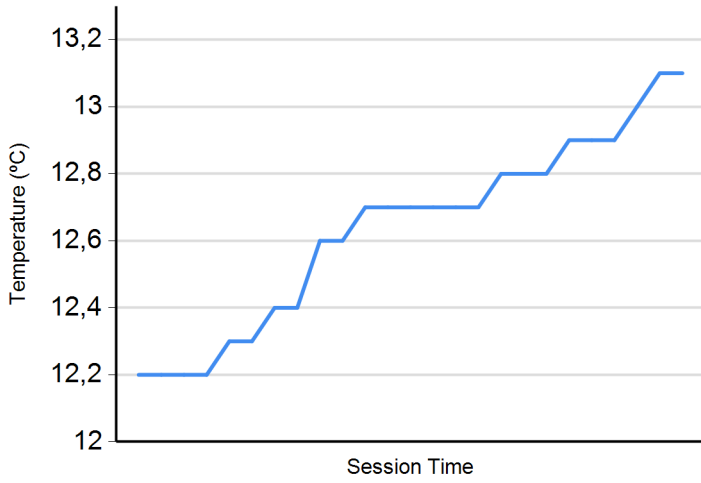
99 Rui Andrade R Drivex School
 Dallara F317 HWA

Nr.	In Day Time	In Time	Out Time	Pit Time	T. Pit Time	Handicap	Penalty
1	9:39:22.813	9:39:22.813	9:41:56.231	2:33.418	2:33.418		

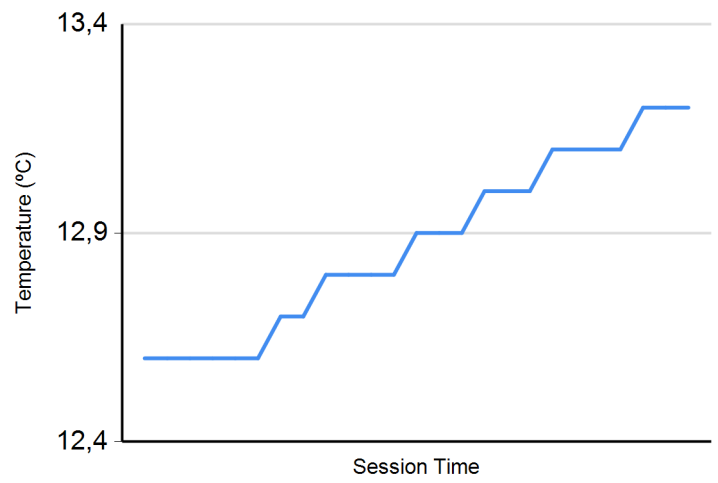




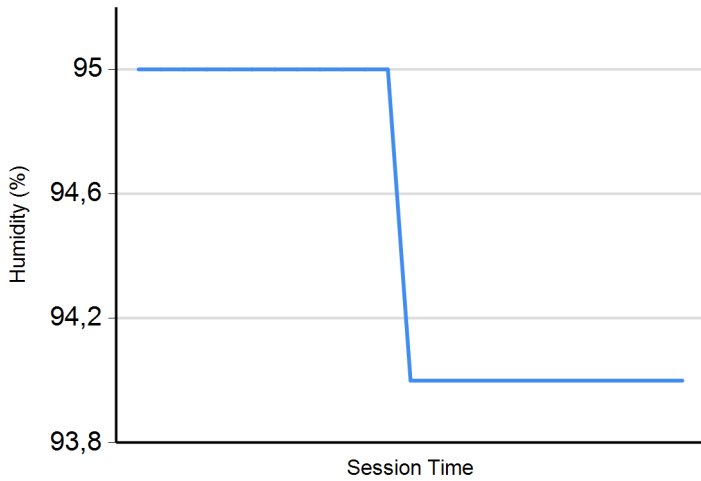
Air Temperature



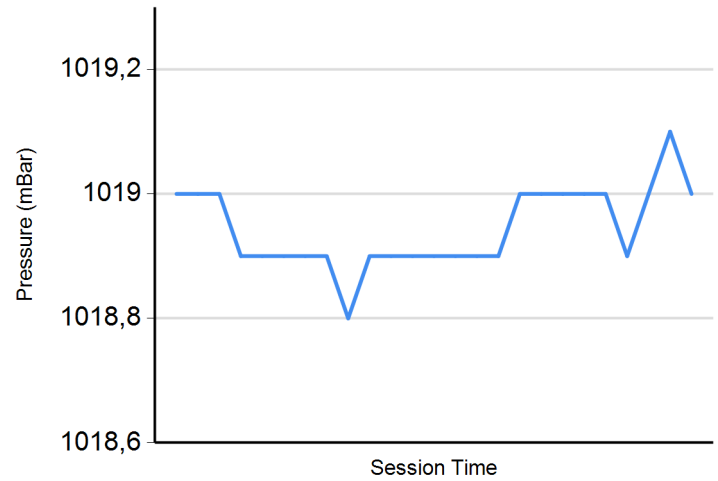
Track Temperature



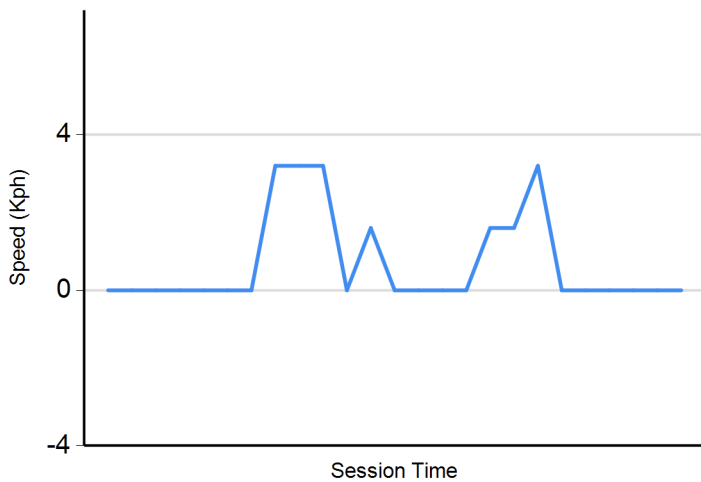
Humidity



Pressure



Wind Speed



Wind direction

North = 0°/360° Est = 90° South = 180° West = 270°

