

Autodromo Nazionale Monza  
Euroformula Open  
Race - 2  
Provisional Results



Cls	Nº	Entrant	Nat	Driver	Nat	Cat	Cls	Chassis - Engine	Team	Laps	Total Time	Gap	Interval	Km/h	Best	Time	Km/h
1	30	Team Motopark	DEU	Liam Lawson	NZL	R	1	Dallara F317 Spiess	Team Motopark	16	35:09.431			158.1	7	1:44.984	198.6
2	14	Team Motopark	DEU	Yuki Tsunoda	JPN	R	2	Dallara F317 Spiess	Team Motopark	16	35:09.823	0.392	0.392	158.1	6	1:44.485	199.5
3	11	Carlin Motorsport	GBR	Teppei Natori	JPN	R	3	Dallara F317 Spiess	Carlin Motorsport	16	35:10.783	1.352	0.960	158.0	6	1:44.662	199.2
4	26	Double R	GBR	Linus Lundqvist	SWE	R	4	Dallara F317 HWA	Double R	16	35:11.101	1.670	0.318	158.0	5	1:44.341	199.8
5	33	Team Motopark	DEU	Marino Sato	JPN			Dallara F317 Spiess	Team Motopark	16	35:11.154	1.723	0.053	158.0	7	1:44.625	199.3
6	1	RP Motorsport	ITA	Kyle Kirkwood	USA			Dallara F317 Spiess	RP Motorsport	16	35:13.266	3.835	2.112	157.8	6	1:44.340	199.8
7	18	Team Motopark	DEU	Niklas Krütten	DEU	R	5	Dallara F317 Spiess	Team Motopark	16	35:13.320	3.889	0.054	157.8	3	1:44.469	199.6
8	8	Teo Martin Motorsport	ESP	Lukas Dunner	AUT			Dallara F317 HWA	Teo Martin Motorsport	16	35:15.002	5.571	1.682	157.7	3	1:44.452	199.6
9	6	Carlin Motorsport	GBR	Ido Cohen	ISR	R	6	Dallara F317 Spiess	Carlin Motorsport	16	35:15.086	5.655	0.084	157.7	3	1:44.701	199.1
10	99	Drivex School	ESP	Rui Andrade	AGO	R	7	Dallara F317 HWA	Drivex School	16	35:17.119	7.688	2.033	157.6	7	1:44.910	198.7
11	21	Fortec Motorsport	GBR	Calan Williams	AUS			Dallara F317 HWA	Fortec Motorsport	16	35:17.927	8.496	0.808	157.5	3	1:44.614	199.3
12	3	RP Motorsport	ITA	Lorenzo Ferrari	ITA	R	8	Dallara F317 Spiess	RP Motorsport	16	35:19.053	9.622	1.126	157.4	3	1:45.602	197.4
13	88	Drivex School	ESP	Filip Kaminiarz	POL	R	9	Dallara F317 HWA	Drivex School	16	35:19.670	10.239	0.617	157.4	6	1:45.399	197.8
14	31	Carlin Motorsport	GBR	Billy Monger	GBR	R	10	Dallara F317 Spiess	Carlin Motorsport	16	35:20.623	11.192	0.953	157.3	5	1:44.538	199.4
15	63	Carlin Motorsport	GBR	Nicolai Kjaergaard	DNK	R	11	Dallara F317 Spiess	Carlin Motorsport	13	28:31.092	3 Laps	3 Laps	158.4	5	1:44.625	199.3
<b>Not classified: (Requirements: 75% of number laps of leader = 12 Laps)</b>																	
	12	Carlin Motorsport	GBR	Christian Hahn	BRA			Dallara F317 Spiess	Carlin Motorsport	8	14:05.296	8 Laps	5 Laps	197.3	4	1:44.648	199.2
	7	Double R	GBR	Jack Doohan	AUS	R	12	Dallara F317 HWA	Double R	8	14:05.707	8 Laps	0.411	197.2	7	1:44.397	199.7
	25	Team Motopark	DEU	Cameron Das	USA			Dallara F317 Spiess	Team Motopark	8	14:13.947	8 Laps	8.240	195.3	5	1:43.965	200.5


Fastest lap Cameron Das in 1:43.965 at 200.6 Km/h in lap 5

Published at:.....

Track Temp: 23.8 °C Air Temp: 18.9 °C Humidity: 72 % Track Status: DRY

Stewards:	Race Director:	Timekeeper:
-----------	----------------	-------------





Autodromo Nazionale Monza  
Euroformula Open  
Race - 2  
Provisional Results by Class



Cls	Nº	Entrant	Nat	Driver	Nat	Cat	Cls	Chassis - Engine	Team	Laps	Total Time	Gap	Interval	Km/h	Best	Time	Km/h
1	33	Team Motopark	DEU	Marino Sato	JPN			Dallara F317 Spiess	Team Motopark	16	35:11.154			158.0	7	1:44.625	199.3
2	1	RP Motorsport	ITA	Kyle Kirkwood	USA			Dallara F317 Spiess	RP Motorsport	16	35:13.266	3.835	2.112	157.8	6	1:44.340	199.8
3	8	Teo Martin Motorsport	ESP	Lukas Dunner	AUT			Dallara F317 HWA	Teo Martin Motorsport	16	35:15.002	5.571	1.736	157.7	3	1:44.452	199.6
4	21	Fortec Motorsport	GBR	Calan Williams	AUS			Dallara F317 HWA	Fortec Motorsport	16	35:17.927	8.496	2.925	157.5	3	1:44.614	199.3
<b>Not classified: (Requirements: 75% of number laps of leader = 12 Laps)</b>																	
	12	Carlin Motorsport	GBR	Christian Hahn	BRA			Dallara F317 Spiess	Carlin Motorsport	8	14:05.296	8 Laps	8 Laps	197.3	4	1:44.648	199.2
	25	Team Motopark	DEU	Cameron Das	USA			Dallara F317 Spiess	Team Motopark	8	14:13.947	8 Laps	8.651	195.3	5	1:43.965	200.5
<b>Rookie</b>																	
1	30	Team Motopark	DEU	Liam Lawson	NZL	R	1	Dallara F317 Spiess	Team Motopark	16	35:09.431			158.1	7	1:44.984	198.6
2	14	Team Motopark	DEU	Yuki Tsunoda	JPN	R	2	Dallara F317 Spiess	Team Motopark	16	35:09.823	0.392	0.392	158.1	6	1:44.485	199.5
3	11	Carlin Motorsport	GBR	Teppey Natori	JPN	R	3	Dallara F317 Spiess	Carlin Motorsport	16	35:10.783	1.352	0.960	158.0	6	1:44.662	199.2
4	26	Double R	GBR	Linus Lundqvist	SWE	R	4	Dallara F317 HWA	Double R	16	35:11.101	1.670	0.318	158.0	5	1:44.341	199.8
5	18	Team Motopark	DEU	Niklas Krütten	DEU	R	5	Dallara F317 Spiess	Team Motopark	16	35:13.320	3.889	2.219	157.8	3	1:44.469	199.6
6	6	Carlin Motorsport	GBR	Ido Cohen	ISR	R	6	Dallara F317 Spiess	Carlin Motorsport	16	35:15.086	5.655	1.766	157.7	3	1:44.701	199.1
7	99	Drivex School	ESP	Rui Andrade	AGO	R	7	Dallara F317 HWA	Drivex School	16	35:17.119	7.688	2.033	157.6	7	1:44.910	198.7
8	3	RP Motorsport	ITA	Lorenzo Ferrari	ITA	R	8	Dallara F317 Spiess	RP Motorsport	16	35:19.053	9.622	1.934	157.4	3	1:45.602	197.4
9	88	Drivex School	ESP	Filip Kaminiarz	POL	R	9	Dallara F317 HWA	Drivex School	16	35:19.670	10.239	0.617	157.4	6	1:45.399	197.8
10	31	Carlin Motorsport	GBR	Billy Monger	GBR	R	10	Dallara F317 Spiess	Carlin Motorsport	16	35:20.623	11.192	0.953	157.3	5	1:44.538	199.4
11	63	Carlin Motorsport	GBR	Nicolai Kjaergaard	DNK	R	11	Dallara F317 Spiess	Carlin Motorsport	13	28:31.092	3 Laps	3 Laps	158.4	5	1:44.625	199.3
<b>Not classified: (Requirements: 75% of number laps of leader = 12 Laps)</b>																	
	7	Double R	GBR	Jack Doohan	AUS	R	12	Dallara F317 HWA	Double R	8	14:05.707	8 Laps	5 Laps	197.2	7	1:44.397	199.7


Fastest lap Cameron Das in 1:43.965 at 200.6 Km/h in lap 5

Published at:.....

Track Temp: 23.8 °C Air Temp: 18.9 °C Humidity: 72 % Track Status: DRY

Stewards:	Race Director:	Timekeeper:
-----------	----------------	-------------





Autodromo Nazionale Monza

Euroformula Open


Race - 2

Provisional Classification by Driver Fastest Lap



Clas	Nº	Entrant	Nat	Driver	Nat	Cat	Clas	Chassis - Engine	Team	Laps	Best	Time	Gap	Interval	Km/h
1	25	Team Motopark	DEU	Cameron Das	USA			Dallara F317 Spiess	Team Motopark	8	5	1:43.965			200.5
2	1	RP Motorsport	ITA	Kyle Kirkwood	USA			Dallara F317 Spiess	RP Motorsport	16	6	1:44.340	0.375	0.375	199.8
3	26	Double R	GBR	Linus Lundqvist	SWE	R	1	Dallara F317 HWA	Double R	16	5	1:44.341	0.376	0.001	199.8
4	7	Double R	GBR	Jack Doohan	AUS	R	2	Dallara F317 HWA	Double R	8	7	1:44.397	0.432	0.056	199.7
5	8	Teo Martin Motorsport	ESP	Lukas Dunner	AUT			Dallara F317 HWA	Teo Martin Motorsport	16	3	1:44.452	0.487	0.055	199.6
6	18	Team Motopark	DEU	Niklas Krütten	DEU	R	3	Dallara F317 Spiess	Team Motopark	16	3	1:44.469	0.504	0.017	199.6
7	14	Team Motopark	DEU	Yuki Tsunoda	JPN	R	4	Dallara F317 Spiess	Team Motopark	16	6	1:44.485	0.520	0.016	199.5
8	31	Carlin Motorsport	GBR	Billy Monger	GBR	R	5	Dallara F317 Spiess	Carlin Motorsport	16	5	1:44.538	0.573	0.053	199.4
9	21	Fortec Motorsport	GBR	Calan Williams	AUS			Dallara F317 HWA	Fortec Motorsport	16	3	1:44.614	0.649	0.076	199.3
10	33	Team Motopark	DEU	Marino Sato	JPN			Dallara F317 Spiess	Team Motopark	16	7	1:44.625	0.660	0.011	199.3
11	63	Carlin Motorsport	GBR	Nicolai Kjaergaard	DNK	R	6	Dallara F317 Spiess	Carlin Motorsport	13	5	1:44.625	0.660	0.000	199.3
12	12	Carlin Motorsport	GBR	Christian Hahn	BRA			Dallara F317 Spiess	Carlin Motorsport	8	4	1:44.648	0.683	0.023	199.2
13	11	Carlin Motorsport	GBR	Teppei Natori	JPN	R	7	Dallara F317 Spiess	Carlin Motorsport	16	6	1:44.662	0.697	0.014	199.2
14	6	Carlin Motorsport	GBR	Ido Cohen	ISR	R	8	Dallara F317 Spiess	Carlin Motorsport	16	3	1:44.701	0.736	0.039	199.1
15	99	Drivex School	ESP	Rui Andrade	AGO	R	9	Dallara F317 HWA	Drivex School	16	7	1:44.910	0.945	0.209	198.7
16	30	Team Motopark	DEU	Liam Lawson	NZL	R	10	Dallara F317 Spiess	Team Motopark	16	7	1:44.984	1.019	0.074	198.6
17	88	Drivex School	ESP	Filip Kaminiarz	POL	R	11	Dallara F317 HWA	Drivex School	16	6	1:45.399	1.434	0.415	197.8
18	3	RP Motorsport	ITA	Lorenzo Ferrari	ITA	R	12	Dallara F317 Spiess	RP Motorsport	16	3	1:45.602	1.637	0.203	197.4



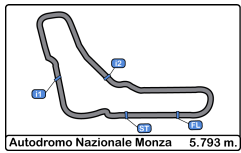


**Autodromo Nazionale Monza**  
**Euroformula Open**  
**Race - 2**  
**Distance and Speed Average**



Clas	Nº	Entrant	Nat	Driver	Nat	Cat	Clas	Chassis - Engine	Team	Laps	Distance	Total Time	Km/h
1	30	Team Motopark	DEU	Liam Lawson	NZL	R	1	Dallara F317 Spiess	Team Motopark	16	92.68	35:09.431	158.1
2	14	Team Motopark	DEU	Yuki Tsunoda	JPN	R	2	Dallara F317 Spiess	Team Motopark	16	92.68	35:09.823	158.1
3	11	Carlin Motorsport	GBR	Teppei Natori	JPN	R	3	Dallara F317 Spiess	Carlin Motorsport	16	92.68	35:10.783	158.0
4	26	Double R	GBR	Linus Lundqvist	SWE	R	4	Dallara F317 HWA	Double R	16	92.68	35:11.101	158.0
5	33	Team Motopark	DEU	Marino Sato	JPN			Dallara F317 Spiess	Team Motopark	16	92.68	35:11.154	158.0
6	1	RP Motorsport	ITA	Kyle Kirkwood	USA			Dallara F317 Spiess	RP Motorsport	16	92.68	35:13.266	157.8
7	18	Team Motopark	DEU	Niklas Krütten	DEU	R	5	Dallara F317 Spiess	Team Motopark	16	92.68	35:13.320	157.8
8	8	Teo Martin Motorsport	ESP	Lukas Dunner	AUT			Dallara F317 HWA	Teo Martin Motorsport	16	92.68	35:15.002	157.7
9	6	Carlin Motorsport	GBR	Ido Cohen	ISR	R	6	Dallara F317 Spiess	Carlin Motorsport	16	92.68	35:15.086	157.7
10	99	Drivex School	ESP	Rui Andrade	AGO	R	7	Dallara F317 HWA	Drivex School	16	92.68	35:17.119	157.6
11	21	Fortec Motorsport	GBR	Calan Williams	AUS			Dallara F317 HWA	Fortec Motorsport	16	92.68	35:17.927	157.5
12	3	RP Motorsport	ITA	Lorenzo Ferrari	ITA	R	8	Dallara F317 Spiess	RP Motorsport	16	92.68	35:19.053	157.4
13	88	Drivex School	ESP	Filip Kaminiaz	POL	R	9	Dallara F317 HWA	Drivex School	16	92.68	35:19.670	157.4
14	31	Carlin Motorsport	GBR	Billy Monger	GBR	R	10	Dallara F317 Spiess	Carlin Motorsport	16	92.68	35:20.623	157.3
15	63	Carlin Motorsport	GBR	Nicolai Kjaergaard	DNK	R	11	Dallara F317 Spiess	Carlin Motorsport	13	75.30	28:31.092	158.4
<b>Not classified: (Requirements: 75% of number laps of leader = 12 Laps)</b>													
	12	Carlin Motorsport	GBR	Christian Hahn	BRA			Dallara F317 Spiess	Carlin Motorsport	8	46.34	14:05.296	197.3
	7	Double R	GBR	Jack Doohan	AUS	R	12	Dallara F317 HWA	Double R	8	46.34	14:05.707	197.2
	25	Team Motopark	DEU	Cameron Das	USA			Dallara F317 Spiess	Team Motopark	8	46.34	14:13.947	195.3





**Autodromo Nazionale Monza**  
**Euroformula Open**  
**Race - 2**  
**Lap Analysis**



<b>1</b>	Kyle Kirkwood	Dallara F317 Spiess	<b>7</b>	Jack Doohan	Dallara F317 HWA
		RP Motorsport		R	Double R

Lap	D	Time	Sector 1	Sector 2	Sector 3	T. Spd	Elapsed	Lap	D	Time	Sector 1	Sector 2	Sector 3	T. Spd	Elapsed
1		1:51.219	38.969	36.644	35.606	225.9	1:51.219	1		1:48.820	37.118	36.108	35.594	220.8	1:48.820
2		1:48.415	37.440	35.065	35.910	263.4	3:39.634	2		1:45.885	35.537	35.193	35.155	265.3	3:34.705
3		1:45.373	34.750	35.139	35.484	260.2	5:25.007	3		1:44.633	34.596	35.023	35.014	262.7	5:19.338
4		1:44.852	34.620	34.803	35.429	260.2	7:09.859	4		1:44.791	34.498	35.340	<b>34.953</b>	265.3	7:04.129
5		1:44.726	34.439	34.846	35.441	260.2	8:54.585	5		1:45.765	34.633	35.606	35.526	267.9	8:49.894
6		<b>1:44.340</b>	34.412	<b>34.775</b>	<b>35.153</b>	262.1	10:38.925	6		1:45.108	35.051	<b>34.847</b>	35.210	261.5	10:35.002
7		1:45.842	34.793	35.695	35.354	257.7	12:24.767	7		<b>1:44.397</b>	34.475	34.963	34.959	264.0	12:19.399
8		1:45.079	<b>34.336</b>	35.181	35.562	261.5	14:09.846	8		1:46.308	34.652	36.578	35.078	264.7	14:05.707
9		1:59.404	34.488	35.570	49.346	255.3	16:09.250	9			<b>34.416</b>			264.7	
10		3:13.469	58.381	1:16.493	58.595	131.7	19:22.719	<b>8</b>							
11		3:03.405	59.085	1:08.159	56.161	117.6	22:26.124								
12		3:06.913	56.885	1:05.198	1:04.830	118.8	25:33.037								
13		3:06.154	58.646	1:00.911	1:06.597	150.0	28:39.191								
14		3:01.089	54.158	55.276	1:11.655	177.9	31:40.280								
15		1:47.523	36.093	36.009	35.421	251.7	33:27.803								
16		1:45.463	34.490	35.219	35.754	263.4	35:13.266								

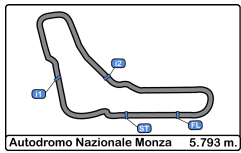
<b>3</b>	Lorenzo Ferrari	Dallara F317 Spiess	<b>8</b>	Lukas Dunner	Dallara F317 HWA
	R	RP Motorsport			Teo Martin Motorsport

Lap	D	Time	Sector 1	Sector 2	Sector 3	T. Spd	Elapsed	Lap	D	Time	Sector 1	Sector 2	Sector 3	T. Spd	Elapsed
1		1:54.085	40.893	36.926	36.266	209.3	1:54.085	1		1:49.571	38.079	35.500	35.992	221.7	1:49.571
2		1:46.634	34.806	36.135	35.693	262.1	3:40.719	2		1:46.285	34.851	36.113	35.321	263.4	3:35.856
3		<b>1:45.602</b>	34.842	<b>35.203</b>	<b>35.557</b>	263.4	5:26.321	3		<b>1:44.452</b>	34.362	35.038	35.052	267.3	5:20.308
4		1:45.608	<b>34.722</b>	35.233	35.653	262.7	7:11.929	4		1:46.842	<b>34.304</b>	36.621	35.917	264.0	7:07.150
5		1:45.768	34.737	35.365	35.666	260.8	8:57.697	5		1:45.277	34.654	35.486	35.137	264.0	8:52.427
6		1:45.653	34.729	35.332	35.592	258.9	10:43.350	6		1:46.148	34.304	35.114	36.730	264.0	10:38.575
7		1:46.646	34.962	35.308	36.376	257.1	12:29.996	7		1:44.877	34.879	<b>34.996</b>	<b>35.002</b>	257.7	12:23.452
8		1:46.842	35.259	35.790	35.793	251.1	14:16.838	8		1:45.861	34.394	35.801	35.666	266.6	14:09.313
9		1:55.069	34.945	36.182	43.942	255.9	16:11.907	9		1:57.755	34.351	35.346	48.058	266.6	16:07.068
10		3:12.594	58.015	1:16.087	58.492	126.3	19:24.501	10		3:13.174	59.008	1:13.767	1:00.399	140.9	19:20.242
11		3:03.973	59.130	1:08.697	56.146	131.2	22:28.474	11		3:04.344	59.944	1:06.502	57.898	112.8	22:24.586
12		3:06.350	56.319	1:05.532	1:04.499	135.3	25:34.824	12		3:06.174	56.560	1:05.345	1:04.269	144.1	25:30.760
13		3:06.121	58.988	1:00.471	1:06.662	122.7	28:40.945	13		3:06.297	58.744	1:01.312	1:06.241	139.7	28:37.057
14		3:00.235	56.671	53.094	1:10.470	180.3	31:41.180	14		3:02.200	53.283	57.332	1:11.585	168.2	31:39.257
15		1:50.701	36.480	37.455	36.766	253.5	33:31.881	15		1:48.826	36.416	37.047	35.363	257.7	33:28.083
16		1:47.172	35.318	35.696	36.158	254.1	35:19.053	16		1:46.919	34.315	35.585	37.019	263.4	35:15.002

<b>6</b>	Ido Cohen	Dallara F317 Spiess	<b>11</b>	Teppi Natori	Dallara F317 Spiess
	R	Carlin Motorsport		R	Carlin Motorsport

Lap	D	Time	Sector 1	Sector 2	Sector 3	T. Spd	Elapsed	Lap	D	Time	Sector 1	Sector 2	Sector 3	T. Spd	Elapsed
1		1:51.955	38.947	36.723	36.285	226.8	1:51.955	1		1:46.488	35.664	35.510	35.314	213.8	1:46.488
2		1:45.692	34.915	35.328	35.449	267.9	3:37.647	2		1:45.361	34.860	35.364	35.137	255.9	3:31.849
3		<b>1:44.701</b>	<b>34.447</b>	<b>34.785</b>	35.469	267.3	5:22.348	3		1:45.110	34.971	<b>35.064</b>	<b>35.075</b>	256.5	5:16.959
4		1:45.455	34.739	35.005	35.711	267.9	7:07.803	4		1:45.431	34.794	35.289	35.348	257.1	7:02.390
5		1:45.546	34.480	35.391	35.675	266.0	8:53.349	5		1:45.867	34.924	35.529	35.414	257.1	8:48.257
6		1:45.134	34.474	34.851	35.809	268.6	10:38.483	6		<b>1:44.662</b>	34.458	35.106	35.098	263.4	10:32.919
7		1:45.850	35.035	35.395	<b>35.420</b>	262.1	12:24.333	7		1:45.617	34.906	35.441	35.270	257.7	12:18.536
8		1:45.250	34.500	35.209	35.541	264.7	14:09.583	8		1:46.302	35.107	35.936	35.259	265.3	14:04.838
9		1:58.406	34.611	35.664	48.131	260.2	16:07.989	9		1:57.810	<b>34.344</b>	36.146	47.320	267.3	16:02.648
10		3:12.989	58.585	1:13.727	1:00.677	133.8	19:20.978	10		3:10.974	58.525	1:11.377	1:01.072	135.3	19:13.622
11		3:04.250	1:00.139	1:06.606	57.505	106.4	22:25.228	11		3:04.268	59.146	1:06.512	58.610	119.6	22:17.890
12		3:07.048	56.837	1:05.335	1:04.876	141.5	25:32.276	12		3:04.000	55.829	1:04.332	1:03.839	112.3	25:21.890
13		3:05.803	58.310	1:00.945	1:06.548	134.4	28:38.079	13		3:06.576	59.682	1:02.233	1:04.661	95.6	28:28.466
14		3:01.422	54.183	56.089	1:11.150	175.8	31:39.501	14		3:09.293	55.409	56.703	1:17.181	124.1	31:37.759
15		1:49.193	36.311	37.245	35.637	245.4	33:28.694	15		1:47.167	35.838	35.971	35.358	249.4	33:24.926
16		1:46.392	34.603	35.158	36.631	266.0	35:15.086	16		1:45.857	34.928	35.647	35.282	266.0	35:10.783





**Autodromo Nazionale Monza**  
**Euroformula Open**  
**Race - 2**  
**Lap Analysis**



**12** Christian Hahn Dallara F317 Spiess **21** Calan Williams Dallara F317 HWA  
 Carlin Motorsport Fortec Motorsport

Lap D	Time	Sector 1	Sector 2	Sector 3	T. Spd	Elapsed	Lap D	Time	Sector 1	Sector 2	Sector 3	T. Spd	Elapsed
1	1:48.467	37.160	35.799	35.508	221.7	1:48.467	1	1:50.559	38.211	36.750	35.598	218.6	1:50.559
2	1:45.040	34.517	35.191	35.332	264.7	3:33.507	2	1:44.838	34.560	35.217	35.061	261.5	3:35.397
3	1:44.993	34.630	35.192	35.171	266.0	5:18.500	3	1:44.614	34.483	34.962	35.169	266.6	5:20.011
4	1:44.648	34.436	34.825	35.387	265.3	7:03.148	4	1:44.890	34.511	35.424	34.955	266.0	7:04.901
5	1:45.503	34.670	35.552	35.281	266.0	8:48.651	5	1:45.159	34.278	35.377	35.504	267.3	8:50.060
6	1:45.634	34.627	35.893	35.114	268.6	10:34.285	6	1:46.860	35.741	35.986	35.133	260.2	10:36.920
7	1:44.936	34.354	35.474	35.108	263.4	12:19.221	7	1:46.081	34.078	36.194	35.809	270.6	12:23.001
8	1:46.075	34.535	36.351	35.189	264.7	14:05.296	8	1:46.000	34.374	36.178	35.448	267.3	14:09.001
9		34.523			267.3		9	1:57.779	34.254	35.749	47.776	268.6	16:06.780

**14** Yuki Tsunoda Dallara F317 Spiess **10**  
 R Team Motopark

Lap D	Time	Sector 1	Sector 2	Sector 3	T. Spd	Elapsed	Lap D	Time	Sector 1	Sector 2	Sector 3	T. Spd	Elapsed
1	1:48.931	38.379	35.703	34.849	225.0	1:48.931	10	3:13.089	58.912	1:13.475	1:00.702	135.0	19:19.869
2	1:44.614	34.765	34.792	35.057	263.4	3:33.545	11	3:04.335	59.765	1:06.314	58.256	114.1	22:24.204
3	1:45.375	34.674	35.700	35.001	262.1	5:18.920	12	3:05.756	55.986	1:05.612	1:04.158	146.5	25:29.960
4	1:44.647	34.310	34.949	35.388	261.5	7:03.567	13	3:06.327	58.886	1:01.103	1:06.338	137.7	28:36.287
5	1:45.433	34.737	35.627	35.069	264.7	8:49.000	14	3:02.650	53.031	57.343	1:12.276	188.8	31:38.937
6	1:44.485	34.457	35.303	34.725	257.7	10:33.485	15	1:47.867	36.452	36.103	35.312	260.2	33:26.804
7	1:45.090	34.436	35.682	34.972	264.0	12:18.575	16	1:51.123	34.527	35.645	40.951	262.1	35:17.927

**25** Cameron Das Dallara F317 Spiess  
 Team Motopark

Lap D	Time	Sector 1	Sector 2	Sector 3	T. Spd	Elapsed
1	2:02.642	51.728	35.425	35.489	217.3	2:02.642
2	1:45.063	34.880	34.925	35.258	254.1	3:47.705
3	1:44.447	34.648	34.634	35.165	255.9	5:32.152
4	1:44.232	34.542	34.720	34.970	256.5	7:16.384
5	1:43.965	34.380	34.589	34.996	258.3	9:00.349
6	1:44.070	34.411	34.596	35.063	258.9	10:44.419
7	1:45.389	34.583	35.649	35.157	260.2	12:29.808
8	1:44.139	34.424	34.720	34.995	258.3	14:13.947
9		34.374	34.963		258.9	

**18** Niklas Krütten Dallara F317 Spiess **26** Linus Lundqvist Dallara F317 HWA  
 R Team Motopark R Double R

Lap D	Time	Sector 1	Sector 2	Sector 3	T. Spd	Elapsed	Lap D	Time	Sector 1	Sector 2	Sector 3	T. Spd	Elapsed
1	1:52.304	39.293	37.167	35.844	227.8	1:52.304	1	1:51.621	39.045	37.189	35.387	229.2	1:51.621
2	1:45.741	34.821	35.391	35.529	260.2	3:38.045	2	1:45.010	34.722	35.119	35.169	272.0	3:36.631
3	1:44.469	34.539	34.893	35.037	260.8	5:22.514	3	1:44.353	34.489	34.719	35.145	265.3	5:20.984
4	1:45.040	34.296	34.778	35.966	263.4	7:07.554	4	1:45.144	34.292	35.779	35.073	267.3	7:06.128
5	1:45.366	34.463	35.356	35.547	264.0	8:52.920	5	1:44.341	34.018	35.017	35.306	271.3	8:50.469
6	1:45.248	34.282	35.102	35.864	264.7	10:38.168	6	1:45.228	35.044	35.085	35.099	263.4	10:35.697
7	1:44.682	34.559	34.641	35.482	260.8	12:22.850	7	1:44.768	34.510	35.369	34.889	267.3	12:20.465
8	1:45.583	34.425	36.044	35.114	261.5	14:08.433	8	1:45.995	34.334	36.520	35.141	267.3	14:06.460
9	1:57.397	34.300	35.921	47.176	262.1	16:05.830	9	1:57.022	34.626	35.088	47.308	267.3	16:03.482
10	3:12.591	59.190	1:12.478	1:00.923	119.7	19:18.421	10	3:11.795	58.656	1:12.471	1:00.668	139.1	19:15.277
11	3:04.477	1:00.450	1:06.083	57.944	129.4	22:22.898	11	3:04.371	59.121	1:07.376	57.874	133.9	22:19.648
12	3:05.216	55.907	1:05.837	1:03.472	135.0	25:28.114	12	3:03.542	55.459	1:05.757	1:02.326	133.0	25:23.190
13	3:06.641	59.023	1:01.857	1:05.761	112.9	28:34.755	13	3:07.332	1:00.471	1:01.902	1:04.959	107.5	28:30.522
14	3:03.875	53.416	57.737	1:12.722	201.8	31:38.630	14	3:07.318	54.965	56.966	1:15.387	141.9	31:37.840
15	1:48.698	36.751	36.515	35.432	250.0	33:27.328	15	1:47.404	36.210	35.629	35.565	253.5	33:25.244
16	1:45.992	34.206	35.489	36.297	263.4	35:13.320	16	1:45.857	34.634	36.174	35.049	269.3	35:11.101





**Autodromo Nazionale Monza**  
**Euroformula Open**  
**Race - 2**  
**Lap Analysis**



**30**

Liam Lawson

Dallara F317 Spiess **63**

Nicolai Kjaergaard

Dallara F317 Spiess

R

Team Motopark

R

Carlin Motorsport

Lap D	Time	Sector 1	Sector 2	Sector 3	T. Spd	Elapsed	Lap D	Time	Sector 1	Sector 2	Sector 3	T. Spd	Elapsed
1	1:46.812	36.068	35.462	35.282	213.0	1:46.812	1	1:47.746	36.665	35.653	35.428	220.4	1:47.746
2	1:45.287	34.528	35.679	35.080	261.5	3:32.099	2	1:45.342	34.769	35.146	35.427	266.0	3:33.088
3	1:45.161	34.768	35.278	35.115	258.9	5:17.260	3	1:45.989	34.962	35.576	35.451	266.6	5:19.077
4	1:45.333	<b>34.510</b>	35.442	35.381	259.6	7:02.593	4	1:46.673	34.621	37.085	<b>34.967</b>	262.1	7:05.750
5	1:45.129	34.738	35.314	<b>35.077</b>	258.3	8:47.722	5	<b>1:44.625</b>	<b>34.122</b>	<b>34.788</b>	35.715	266.6	8:50.375
6	1:45.353	34.881	<b>34.952</b>	35.520	254.1	10:33.075	6	1:45.603	35.156	35.330	35.117	265.3	10:35.978
7	<b>1:44.984</b>	34.724	35.160	35.100	257.1	12:18.059	7	1:45.185	34.314	35.888	34.983	261.5	12:21.163
8	1:45.992	35.565	35.180	35.247	254.1	14:04.051	8	1:45.792	34.124	36.158	35.510	266.6	14:06.955
9	1:57.761	34.826	35.773	47.162	255.3	16:01.812	9	1:56.886	34.446	35.417	47.023	267.3	16:03.841
10	3:09.828	58.713	1:11.050	1:00.065	136.5	19:11.640	10	3:12.167	58.813	1:12.556	1:00.798	136.3	19:16.008
11	3:05.323	1:00.241	1:05.988	59.094	109.4	22:16.963	11	3:04.368	59.553	1:07.169	57.646	138.4	22:20.376
12	3:04.077	55.820	1:04.341	1:03.916	132.3	25:21.040	12	3:03.942	55.787	1:05.843	1:02.312	135.5	25:24.318
13	3:06.343	59.197	1:02.067	1:05.079	95.0	28:27.383	13	3:06.774	1:00.017	1:02.318	1:04.439	124.7	28:31.092
14	3:09.448	55.266	56.828	1:17.354	150.8	31:36.831	14		55.033	57.303		161.6	
15	1:47.380	36.571	35.551	35.258	247.7	33:24.211							
16	1:45.220	35.007	35.100	35.113	252.9	35:09.431							

**88**

Filip Kaminiarz

Dallara F317 HWA

R

Drivex School

**31**

Billy Monger

Dallara F317 Spiess

Lap D	Time	Sector 1	Sector 2	Sector 3	T. Spd	Elapsed
1	1:53.507	39.773	37.589	36.145	206.5	1:53.507
2	1:48.145	35.238	37.196	35.711	244.3	3:41.652
3	1:45.967	35.099	<b>34.981</b>	35.887	261.5	5:27.619
4	1:45.437	34.780	35.205	35.452	260.8	7:13.056
5	1:45.501	35.001	35.067	<b>35.433</b>	262.1	8:58.557
6	<b>1:45.399</b>	34.752	35.193	35.454	262.7	10:43.956
7	1:45.749	<b>34.657</b>	35.299	35.793	264.0	12:29.705
8	1:47.671	35.523	35.947	36.201	257.7	14:17.376
9	1:55.246	34.671	36.517	44.058	257.7	16:12.622
10	3:12.631	57.945	1:16.504	58.182	116.2	19:25.253
11	3:03.916	59.135	1:09.148	55.633	118.9	22:29.169
12	3:06.261	56.121	1:05.962	1:04.178	134.1	25:35.430
13	3:06.089	59.375	1:00.192	1:06.522	111.2	28:41.519
14	2:59.759	56.862	53.013	1:09.884	170.3	31:41.278
15	1:50.679	36.430	37.455	36.794	249.4	33:31.957
16	1:47.713	35.302	35.761	36.650	258.3	35:19.670

**99**

Rui Andrade

Dallara F317 HWA

R

Drivex School

**33**


Marino Sato

Dallara F317 Spiess

Lap D	Time	Sector 1	Sector 2	Sector 3	T. Spd	Elapsed
1	1:53.242	40.155	36.995	36.092	226.4	1:53.242
2	1:47.060	34.643	35.779	36.638	263.4	3:40.302
3	1:45.517	34.591	35.487	35.439	265.3	5:25.819
4	1:45.206	<b>34.530</b>	35.285	35.391	264.7	7:11.025
5	1:45.573	34.702	35.335	35.536	262.7	8:56.598
6	1:44.967	34.584	35.016	35.367	259.6	10:41.565
7	<b>1:44.910</b>	34.553	<b>35.004</b>	35.353	260.8	12:26.475
8	1:45.130	34.687	35.235	<b>35.208</b>	261.5	14:11.605
9	1:57.985	34.612	35.099	48.274	262.1	16:09.590
10	3:13.497	58.495	1:16.413	58.589	138.1	19:23.087
11	3:03.742	59.259	1:08.347	56.136	118.8	22:26.829
12	3:06.687	56.711	1:05.225	1:04.751	136.7	25:33.516
13	3:06.181	58.901	1:00.756	1:06.524	133.8	28:39.697
14	3:00.974	54.636	54.912	1:11.426	182.1	31:40.671
15	1:49.456	36.241	36.975	36.240	260.2	33:30.127
16	1:46.992	35.058	35.659	36.275	261.5	35:17.119

Lap D	Time	Sector 1	Sector 2	Sector 3	T. Spd	Elapsed
1	1:47.360	36.380	35.661	35.319	218.1	1:47.360
2	1:45.217	34.707	35.367	35.143	259.6	3:32.577
3	1:45.277	34.806	35.339	35.132	262.7	5:17.854
4	1:45.409	34.581	35.282	35.546	260.2	7:03.263
5	1:45.956	34.584	36.193	35.179	263.4	8:49.219
6	1:45.827	34.591	35.948	35.288	251.1	10:35.046
7	<b>1:44.625</b>	34.585	<b>35.139</b>	34.901	258.9	12:19.671
8	1:46.273	34.544	36.690	35.039	261.5	14:05.944
9	1:59.197	35.528	35.983	47.686	264.7	16:05.141
10	3:12.316	58.766	1:12.634	1:00.916	123.0	19:17.457
11	3:04.428	59.706	1:07.096	57.626	126.4	22:21.885
12	3:05.099	56.133	1:05.937	1:03.029	126.4	25:26.984
13	3:06.995	58.901	1:02.163	1:05.931	101.4	28:33.979
14	3:04.417	52.910	58.048	1:13.459	191.8	31:38.396
15	1:47.127	36.101	35.514	35.512	238.9	33:25.523
16	1:45.631	<b>34.450</b>	36.457	<b>34.724</b>	259.6	35:11.154





**Autodromo Nazionale Monza**  
**Euroformula Open**  
**Race - 2**  
**Analysis by Lap**



Num	Lap Time	Gap	Num	Lap Time	Gap	Num	Lap Time	Gap	Num	Lap Time	Gap	Num	Lap Time	Gap
<b>Lap 1</b>			<b>Lap 3</b>			<b>Lap 5</b>			<b>Lap 7</b>			<b>Lap 9</b>		
11	1:46.488		11	1:45.110		30	1:45.129		30	1:44.984		14	1:55.339	
30	1:46.812	00.324	30	1:45.161	00.301	11	1:45.867	00.535	11	1:45.617	00.477	30	1:57.761	02.100
33	1:47.360	00.872	33	1:45.277	00.895	12	1:45.503	00.929	14	1:45.090	00.516	11	1:57.810	02.936
63	1:47.746	01.258	12	1:44.993	01.541	14	1:45.433	01.278	12	1:44.936	01.162	26	1:57.022	03.770
12	1:48.467	01.979	14	1:45.375	01.961	33	1:45.956	01.497	7	1:44.397	01.340	63	1:56.886	04.129
7	1:48.820	02.332	63	1:45.989	02.118	7	1:45.765	02.172	33	1:44.625	01.612	31	1:57.095	04.932
14	1:48.931	02.443	7	1:44.633	02.379	21	1:45.159	02.338	26	1:44.768	02.406	33	1:59.197	05.429
8	1:49.571	03.083	21	1:44.614	03.052	63	1:44.625	02.653	63	1:45.185	03.104	18	1:57.397	06.118
21	1:50.559	04.071	8	1:44.452	03.349	26	1:44.341	02.747	31	1:45.564	03.991	21	1:57.779	07.068
31	1:50.695	04.207	26	1:44.353	04.025	31	1:44.538	03.758	18	1:44.682	04.791	8	1:57.755	07.356
1	1:51.219	04.731	31	1:44.678	04.885	8	1:45.277	04.705	21	1:46.081	04.942	6	1:58.406	08.277
26	1:51.621	05.133	6	1:44.701	05.389	18	1:45.366	05.198	8	1:44.877	05.393	1	1:59.404	09.538
6	1:51.955	05.467	18	1:44.469	05.555	6	1:45.546	05.627	6	1:45.850	06.274	99	1:57.985	09.878
18	1:52.304	05.816	1	1:45.373	08.048	1	1:44.726	06.863	1	1:45.842	06.708	3	1:55.069	12.195
99	1:53.242	06.754	99	1:45.517	08.860	99	1:45.573	08.876	99	1:44.910	08.416	88	1:55.246	12.910
88	1:53.507	07.019	3	1:45.602	09.362	3	1:45.768	09.975	88	1:45.749	11.646	<b>Num</b>	<b>Lap Time</b>	<b>Gap</b>
3	1:54.085	07.597	88	1:45.967	10.660	88	1:45.501	10.835	25	1:45.389	11.749	<b>Lap 10</b>		
25	2:02.642	16.154	25	1:44.447	15.193	25	1:43.965	12.627	3	1:46.646	11.937	14	3:11.401	
<b>Num</b>	<b>Lap Time</b>	<b>Gap</b>	<b>Num</b>	<b>Lap Time</b>	<b>Gap</b>	<b>Num</b>	<b>Lap Time</b>	<b>Gap</b>	<b>Num</b>	<b>Lap Time</b>	<b>Gap</b>	30	3:09.828	00.527
<b>Lap 2</b>			<b>Lap 4</b>			<b>Lap 6</b>			<b>Lap 8</b>			11	3:10.974	02.509
11	1:45.361		11	1:45.431		11	1:44.662		30	1:45.992		26	3:11.795	04.164
30	1:45.287	00.250	30	1:45.333	00.203	30	1:45.353	00.156	14	1:45.798	00.322	63	3:12.167	04.895
33	1:45.217	00.728	12	1:44.648	00.758	14	1:44.485	00.566	11	1:46.302	00.787	31	3:12.012	05.543
63	1:45.342	01.239	33	1:45.409	00.873	12	1:45.634	01.366	12	1:46.075	01.245	33	3:12.316	06.344
12	1:45.040	01.658	14	1:44.647	01.177	7	1:45.108	02.083	7	1:46.308	01.656	18	3:12.591	07.308
14	1:44.614	01.696	7	1:44.791	01.739	33	1:45.827	02.127	33	1:46.273	01.893	21	3:13.089	08.756
7	1:45.885	02.856	21	1:44.890	02.511	26	1:45.228	02.778	26	1:45.995	02.409	8	3:13.174	09.129
21	1:44.838	03.548	63	1:46.673	03.360	63	1:45.603	03.059	63	1:45.792	02.904	6	3:12.989	09.865
8	1:46.285	04.007	26	1:45.144	03.738	31	1:45.006	03.567	31	1:45.499	03.498	1	3:13.469	11.606
26	1:45.010	04.782	31	1:45.098	04.552	21	1:46.860	04.001	18	1:45.583	04.382	99	3:13.497	11.974
31	1:46.471	05.317	8	1:46.842	04.760	18	1:45.248	05.249	21	1:46.000	04.950	3	3:12.594	13.388
6	1:45.692	05.798	18	1:45.040	05.164	6	1:45.134	05.564	8	1:45.861	05.262	88	3:12.631	14.140
18	1:45.741	06.196	6	1:45.455	05.413	8	1:46.148	05.656	6	1:45.250	05.532	<b>Num</b>	<b>Lap Time</b>	<b>Gap</b>
1	1:48.415	07.785	1	1:44.852	07.469	1	1:44.340	06.006	1	1:45.079	05.795	<b>Lap 11</b>		
99	1:47.060	08.453	99	1:45.206	08.635	99	1:44.967	08.646	99	1:45.130	07.554	14	3:05.141	
3	1:46.634	08.870	3	1:45.608	09.539	3	1:45.653	10.431	25	1:44.139	09.896	30	3:05.323	00.709
88	1:48.145	09.803	88	1:45.437	10.666	88	1:45.399	11.037	3	1:46.842	12.787	11	3:04.268	01.636
25	1:45.063	15.856	25	1:44.232	13.994	25	1:44.070	11.500	88	1:47.671	13.325	26	3:04.371	03.394
												63	3:04.368	04.122







**Autodromo Nazionale Monza**  
**Euroformula Open**  
**Race - 2**  
**Analysis by Lap**



Num	Lap Time	Gap
31	3:04.529	04.931
33	3:04.428	05.631
18	3:04.477	06.644
21	3:04.335	07.950
8	3:04.344	08.332
6	3:04.250	08.974
1	3:03.405	09.870
99	3:03.742	10.575
3	3:03.973	12.220
88	3:03.916	12.915

Num	Lap Time	Gap
14	3:04.098	
30	3:04.077	00.688
11	3:04.000	01.538
26	3:03.542	02.838
63	3:03.942	03.966
31	3:05.287	06.120
33	3:05.099	06.632
18	3:05.216	07.762
21	3:05.756	09.608
8	3:06.174	10.408
6	3:07.048	11.924
1	3:06.913	12.685
99	3:06.687	13.164
3	3:06.350	14.472
88	3:06.261	15.078

Num	Lap Time	Gap
14	3:05.453	
30	3:06.343	01.578
11	3:06.576	02.661
26	3:07.332	04.717
63	3:06.774	05.287
31	3:06.888	07.555
33	3:06.995	08.174
18	3:06.641	08.950
21	3:06.327	10.482
8	3:06.297	11.252
6	3:05.803	12.274

Num	Lap Time	Gap
14	3:10.798	
30	3:09.448	00.228
11	3:09.293	01.156
26	3:07.318	01.237
31	3:04.858	01.615
33	3:04.417	01.793
18	3:03.875	02.027
21	3:02.650	02.334
8	3:02.200	02.654
6	3:01.422	02.898
1	3:01.089	03.677
99	3:00.974	04.068
3	3:00.235	04.577
88	2:59.759	04.675

Num	Lap Time	Gap
30	1:47.380	
14	1:47.979	00.371
11	1:47.167	00.715
26	1:47.404	01.033
33	1:47.127	01.312
21	1:47.867	02.593
18	1:48.698	03.117
1	1:47.523	03.592
8	1:48.826	03.872
6	1:49.193	04.483
99	1:49.456	05.916
3	1:50.701	07.670
88	1:50.679	07.746
31	1:55.157	09.164

Num	Lap Time	Gap
1	3:06.154	13.386
99	3:06.181	13.892
3	3:06.121	15.140
88	3:06.089	15.714

Num	Lap Time	Gap
14	3:10.798	
30	3:09.448	00.228
11	3:09.293	01.156
26	3:07.318	01.237
31	3:04.858	01.615
33	3:04.417	01.793
18	3:03.875	02.027
21	3:02.650	02.334
8	3:02.200	02.654
6	3:01.422	02.898
1	3:01.089	03.677
99	3:00.974	04.068
3	3:00.235	04.577
88	2:59.759	04.675


Num	Lap Time	Gap
11	1:45.857	01.352
26	1:45.857	01.670
33	1:45.631	01.723
1	1:45.463	03.835
18	1:45.992	03.889
8	1:46.919	05.571
6	1:46.392	05.655
99	1:46.992	07.688
21	1:51.123	08.496
3	1:47.172	09.622
88	1:47.713	10.239
31	1:47.248	11.192

Num	Lap Time	Gap
30	1:47.380	
14	1:47.979	00.371
11	1:47.167	00.715
26	1:47.404	01.033
33	1:47.127	01.312
21	1:47.867	02.593
18	1:48.698	03.117
1	1:47.523	03.592
8	1:48.826	03.872
6	1:49.193	04.483
99	1:49.456	05.916
3	1:50.701	07.670
88	1:50.679	07.746
31	1:55.157	09.164

Num	Lap Time	Gap
30	1:45.220	
14	1:45.241	00.392

Num	Lap Time	Gap
30	1:45.220	
14	1:45.241	00.392





Autodromo Nazionale Monza

Euroformula Open


Race - 2

Best Sectors Results



Sector - 1				Sector - 2				Sector - 3				Ideal Lap vs Best Lap				
Clas	Nº	Driver	Time	Nº	Driver	Time	Nº	Driver	Time	Clas	Nº	Driver	Ideal Lap	Best Lap	Clas	
1	26	Linus Lundqvist	34.018	31	Billy Monger	34.472	33	Marino Sato	34.724	1	26	Linus Lundqvist	1:43.626	1:44.341	3	
2	21	Calan Williams	34.078	25	Cameron Das	34.589	14	Yuki Tsunoda	34.725	2	14	Yuki Tsunoda	1:43.827	1:44.485	7	
3	63	Nicolai Kjaergaard	34.122	18	Niklas Krütten	34.641	26	Linus Lundqvist	34.889	3	63	Nicolai Kjaergaard	1:43.877	1:44.625	11	
4	18	Niklas Krütten	34.206	26	Linus Lundqvist	34.719	7	Jack Doohan	34.953	4	18	Niklas Krütten	1:43.884	1:44.469	6	
5	31	Billy Monger	34.259	1	Kyle Kirkwood	34.775	21	Calan Williams	34.955	5	31	Billy Monger	1:43.930	1:44.538	8	
6	8	Lukas Dunner	34.304	6	Ido Cohen	34.785	63	Nicolai Kjaergaard	34.967	6	25	Cameron Das	1:43.933	1:43.965	1	
7	14	Yuki Tsunoda	34.310	63	Nicolai Kjaergaard	34.788	25	Cameron Das	34.970	7	21	Calan Williams	1:43.995	1:44.614	9	
8	1	Kyle Kirkwood	34.336	14	Yuki Tsunoda	34.792	8	Lukas Dunner	35.002	8	7	Jack Doohan	1:44.216	1:44.397	4	
9	11	Teppei Natori	34.344	12	Christian Hahn	34.825	18	Niklas Krütten	35.037	9	1	Kyle Kirkwood	1:44.264	1:44.340	2	
10	12	Christian Hahn	34.354	7	Jack Doohan	34.847	11	Teppei Natori	35.075	10	12	Christian Hahn	1:44.287	1:44.648	12	
11	25	Cameron Das	34.374	30	Liam Lawson	34.952	30	Liam Lawson	35.077	11	8	Lukas Dunner	1:44.302	1:44.452	5	
12	7	Jack Doohan	34.416	21	Calan Williams	34.962	12	Christian Hahn	35.108	12	33	Marino Sato	1:44.313	1:44.625	10	
13	6	Ido Cohen	34.447	88	Filip Kaminiarz	34.981	1	Kyle Kirkwood	35.153	13	11	Teppei Natori	1:44.483	1:44.662	13	
14	33	Marino Sato	34.450	8	Lukas Dunner	34.996	31	Billy Monger	35.199	14	30	Liam Lawson	1:44.539	1:44.984	16	
15	30	Liam Lawson	34.510	99	Rui Andrade	35.004	99	Rui Andrade	35.208	15	6	Ido Cohen	1:44.652	1:44.701	14	
16	99	Rui Andrade	34.530	11	Teppei Natori	35.064	6	Ido Cohen	35.420	16	99	Rui Andrade	1:44.742	1:44.910	15	
17	88	Filip Kaminiarz	34.657	33	Marino Sato	35.139	88	Filip Kaminiarz	35.433	17	88	Filip Kaminiarz	1:45.071	1:45.399	17	
18	3	Lorenzo Ferrari	34.722	3	Lorenzo Ferrari	35.203	3	Lorenzo Ferrari	35.557	18	3	Lorenzo Ferrari	1:45.482	1:45.602	18	





Autodromo Nazionale Monza

Euroformula Open


Race - 2

Leader Sequence



Nº	Entrant	Nat	Driver	Nat	Cat	Chassis	Team	Start Lap	End Lap	Laps	Total Laps
11	Carlin Motorsport		Tepei Natori		R	Dallara F317 Spiess	Carlin Motorsport	1	4	4	4
30	Team Motopark		Liam Lawson		R	Dallara F317 Spiess	Team Motopark	5	5	1	1
11	Carlin Motorsport		Tepei Natori		R	Dallara F317 Spiess	Carlin Motorsport	6	6	1	5
30	Team Motopark		Liam Lawson		R	Dallara F317 Spiess	Team Motopark	7	8	2	3
14	Team Motopark		Yuki Tsunoda		R	Dallara F317 Spiess	Team Motopark	9	14	6	6
30	Team Motopark		Liam Lawson		R	Dallara F317 Spiess	Team Motopark	15	16	2	5






**Autodromo Nazionale Monza**  
**Euroformula Open**  
**Race - 2**  
**Best 5 Lap Times**



Cls	Nº	Entrant	Nat	Driver	Nat	Cat	Cls	Chassis - Engine	Team	Best 1		Best 2		Best 3		Best 4		Best 5	
										Time	Lap	Time	Lap	Time	Lap	Time	Lap	Time	Lap
1	25	Team Motopark	DEU	Cameron Das	USA			Dallara F317 Spiess	Team Motopark	1:43.965	5	1:44.070	6	1:44.139	8	1:44.232	4	1:44.447	3
2	1	RP Motorsport	ITA	Kyle Kirkwood	USA			Dallara F317 Spiess	RP Motorsport	1:44.340	6	1:44.726	5	1:44.852	4	1:45.079	8	1:45.373	3
3	26	Double R	GBR	Linus Lundqvist	SWE	R	1	Dallara F317 HWA	Double R	1:44.341	5	1:44.353	3	1:44.768	7	1:45.010	2	1:45.144	4
4	7	Double R	GBR	Jack Doohan	AUS	R	2	Dallara F317 HWA	Double R	1:44.397	7	1:44.633	3	1:44.791	4	1:45.108	6	1:45.765	5
5	8	Teo Martin Motorsport	ESP	Lukas Dunner	AUT			Dallara F317 HWA	Teo Martin Motorsport	1:44.452	3	1:44.877	7	1:45.277	5	1:45.861	8	1:46.148	6
6	18	Team Motopark	DEU	Niklas Krütten	DEU	R	3	Dallara F317 Spiess	Team Motopark	1:44.469	3	1:44.682	7	1:45.040	4	1:45.248	6	1:45.366	5
7	14	Team Motopark	DEU	Yuki Tsunoda	JPN	R	4	Dallara F317 Spiess	Team Motopark	1:44.485	6	1:44.614	2	1:44.647	4	1:45.090	7	1:45.241	16
8	31	Carlin Motorsport	GBR	Billy Monger	GBR	R	5	Dallara F317 Spiess	Carlin Motorsport	1:44.538	5	1:44.678	3	1:45.006	6	1:45.098	4	1:45.499	8
9	21	Fortec Motorsport	GBR	Calan Williams	AUS			Dallara F317 HWA	Fortec Motorsport	1:44.614	3	1:44.838	2	1:44.890	4	1:45.159	5	1:46.000	8
10	33	Team Motopark	DEU	Marino Sato	JPN			Dallara F317 Spiess	Team Motopark	1:44.625	7	1:45.217	2	1:45.277	3	1:45.409	4	1:45.631	16
11	63	Carlin Motorsport	GBR	Nicolai Kjaergaard	DNK	R	6	Dallara F317 Spiess	Carlin Motorsport	1:44.625	5	1:45.185	7	1:45.342	2	1:45.603	6	1:45.792	8
12	12	Carlin Motorsport	GBR	Christian Hahn	BRA			Dallara F317 Spiess	Carlin Motorsport	1:44.648	4	1:44.936	7	1:44.993	3	1:45.040	2	1:45.503	5
13	11	Carlin Motorsport	GBR	Teppei Natori	JPN	R	7	Dallara F317 Spiess	Carlin Motorsport	1:44.662	6	1:45.110	3	1:45.361	2	1:45.431	4	1:45.617	7
14	6	Carlin Motorsport	GBR	Ido Cohen	ISR	R	8	Dallara F317 Spiess	Carlin Motorsport	1:44.701	3	1:45.134	6	1:45.250	8	1:45.455	4	1:45.546	5
15	99	Drivex School	ESP	Rui Andrade	AGO	R	9	Dallara F317 HWA	Drivex School	1:44.910	7	1:44.967	6	1:45.130	8	1:45.206	4	1:45.517	3
16	30	Team Motopark	DEU	Liam Lawson	NZL	R	10	Dallara F317 Spiess	Team Motopark	1:44.984	7	1:45.129	5	1:45.161	3	1:45.220	16	1:45.287	2
17	88	Drivex School	ESP	Filip Kaminiarz	POL	R	11	Dallara F317 HWA	Drivex School	1:45.399	6	1:45.437	4	1:45.501	5	1:45.749	7	1:45.967	3
18	3	RP Motorsport	ITA	Lorenzo Ferrari	ITA	R	12	Dallara F317 Spiess	RP Motorsport	1:45.602	3	1:45.608	4	1:45.653	6	1:45.768	5	1:46.634	2






**Autodromo Nazionale Monza**  
**Euroformula Open**  
**Race - 2**  
**Best 5 Top Speeds**



Autodromo Nazionale Monza 5.793 m.

Cls	Nº	Entrant	Nat	Driver	Nat	Cat	Cls	Chassis - Engine	Team	Top 1		Top 2		Top 3		Top 4		Top 5		Avg
										Km/h	Lap	Km/h	Lap	Km/h	Lap	Km/h	Lap	Km/h	Lap	
1	26	Double R	GBR	Linus Lundqvist	SWE	R	1	Dallara F317 HWA	Double R	272.0	2	271.3	5	269.3	16	267.3	4	267.3	7	269.4
2	21	Fortec Motorsport	GBR	Calan Williams	AUS			Dallara F317 HWA	Fortec Motorsport	270.6	7	268.6	9	267.3	5	267.3	8	266.6	3	268.1
3	6	Carlin Motorsport	GBR	Ido Cohen	ISR	R	2	Dallara F317 Spiess	Carlin Motorsport	268.6	6	267.9	2	267.9	4	267.3	3	266.0	5	267.5
4	12	Carlin Motorsport	GBR	Christian Hahn	BRA			Dallara F317 Spiess	Carlin Motorsport	268.6	6	267.3	9	266.0	3	266.0	5	265.3	4	266.6
5	7	Double R	GBR	Jack Doohan	AUS	R	3	Dallara F317 HWA	Double R	267.9	5	265.3	2	265.3	4	264.7	8	264.7	9	265.6
6	8	Teo Martin Motorsport	ESP	Lukas Dunner	AUT			Dallara F317 HWA	Teo Martin Motorsport	267.3	3	266.6	8	266.6	9	264.0	4	264.0	5	265.7
7	11	Carlin Motorsport	GBR	Teppei Natori	JPN	R	4	Dallara F317 Spiess	Carlin Motorsport	267.3	9	266.0	16	265.3	8	263.4	6	257.7	7	263.9
8	63	Carlin Motorsport	GBR	Nicolai Kjaergaard	DNK	R	5	Dallara F317 Spiess	Carlin Motorsport	267.3	9	266.6	3	266.6	5	266.6	8	266.0	2	266.6
9	31	Carlin Motorsport	GBR	Billy Monger	GBR	R	6	Dallara F317 Spiess	Carlin Motorsport	266.0	7	265.3	3	265.3	4	265.3	6	265.3	9	265.4
10	99	Drivex School	ESP	Rui Andrade	AGO	R	7	Dallara F317 HWA	Drivex School	265.3	3	264.7	4	263.4	2	262.7	5	262.1	9	263.6
11	14	Team Motopark	DEU	Yuki Tsunoda	JPN	R	8	Dallara F317 Spiess	Team Motopark	264.7	5	264.0	7	263.4	2	262.7	16	262.1	3	263.4
12	18	Team Motopark	DEU	Niklas Krütten	DEU	R	9	Dallara F317 Spiess	Team Motopark	264.7	6	264.0	5	263.4	4	263.4	16	262.1	9	263.5
13	33	Team Motopark	DEU	Marino Sato	JPN			Dallara F317 Spiess	Team Motopark	264.7	9	263.4	5	262.7	3	261.5	8	260.2	4	262.5
14	88	Drivex School	ESP	Filip Kaminiarz	POL	R	10	Dallara F317 HWA	Drivex School	264.0	7	262.7	6	262.1	5	261.5	3	260.8	4	262.2
15	1	RP Motorsport	ITA	Kyle Kirkwood	USA			Dallara F317 Spiess	RP Motorsport	263.4	2	263.4	16	262.1	6	261.5	8	260.2	3	262.1
16	3	RP Motorsport	ITA	Lorenzo Ferrari	ITA	R	11	Dallara F317 Spiess	RP Motorsport	263.4	3	262.7	4	262.1	2	260.8	5	258.9	6	261.6
17	30	Team Motopark	DEU	Liam Lawson	NZL	R	12	Dallara F317 Spiess	Team Motopark	261.5	2	259.6	4	258.9	3	258.3	5	257.1	7	259.1
18	25	Team Motopark	DEU	Cameron Das	USA			Dallara F317 Spiess	Team Motopark	260.2	7	258.9	6	258.9	9	258.3	5	258.3	8	258.9





Autodromo Nazionale Monza

Euroformula Open


Race - 2

Fastest Laps Sequence



Lap	Time of Day	Session Time	Nº	Entrant	Nat	Driver	Nat	Cat	Chassis - Engine	Team	Time	Km/h
2	13:52:11.041	3:32.041	11	Carlin Motorsport	GBR	Teppei Natori	JPN	R	Dallara F317 Spiess	Carlin Motorsport	1:45.361	197.9
2	13:52:11.291	3:32.291	30	Team Motopark	DEU	Liam Lawson	NZL	R	Dallara F317 Spiess	Team Motopark	1:45.287	198.0
2	13:52:11.768	3:32.768	33	Team Motopark	DEU	Marino Sato	JPN		Dallara F317 Spiess	Team Motopark	1:45.217	198.2
2	13:52:12.698	3:33.698	12	Carlin Motorsport	GBR	Christian Hahn	BRA		Dallara F317 Spiess	Carlin Motorsport	1:45.040	198.5
2	13:52:12.736	3:33.736	14	Team Motopark	DEU	Yuki Tsunoda	JPN	R	Dallara F317 Spiess	Team Motopark	1:44.614	199.3
3	13:53:59.499	5:20.499	8	Teo Martin Motorsport	ESP	Lukas Dunner	AUT		Dallara F317 HWA	Teo Martin Motorsport	1:44.452	199.6
3	13:54:00.176	5:21.176	26	Double R	GBR	Linus Lundqvist	SWE	R	Dallara F317 HWA	Double R	1:44.353	199.8
4	13:55:55.576	7:16.576	25	Team Motopark	DEU	Cameron Das	USA		Dallara F317 Spiess	Team Motopark	1:44.232	200.0
5	13:57:39.541	9:00.541	25	Team Motopark	DEU	Cameron Das	USA		Dallara F317 Spiess	Team Motopark	1:43.965	200.5





Autodromo Nazionale Monza

Euroformula Open


Race - 2

Event Best Maximum Speed



Nº	Entrant	Nat	Driver	Nat	Cat	Clas	Chassis - Engine	Team	Km/h	Session
26	Double R	GBR	Linus Lundqvist	SWE	R	1	Dallara F317 HWA	Double R	272.0	Race - 2
21	Fortec Motorsport	GBR	Calan Williams	AUS			Dallara F317 HWA	Fortec Motorsport	270.6	Race - 2
12	Carlin Motorsport	GBR	Christian Hahn	BRA			Dallara F317 Spiess	Carlin Motorsport	268.6	Race - 2
6	Carlin Motorsport	GBR	Ido Cohen	ISR	R	2	Dallara F317 Spiess	Carlin Motorsport	268.6	Race - 2
8	Teo Martin Motorsport	ESP	Lukas Dunner	AUT			Dallara F317 HWA	Teo Martin Motorsport	267.9	Race - 1
99	Drivex School	ESP	Rui Andrade	AGO	R	3	Dallara F317 HWA	Drivex School	267.9	Race - 1
7	Double R	GBR	Jack Doohan	AUS	R	4	Dallara F317 HWA	Double R	267.9	Race - 2
33	Team Motopark	DEU	Marino Sato	JPN			Dallara F317 Spiess	Team Motopark	267.3	Free Practice - 2
63	Carlin Motorsport	GBR	Nicolai Kjaergaard	DNK	R	5	Dallara F317 Spiess	Carlin Motorsport	267.3	Race - 1
11	Carlin Motorsport	GBR	Teppei Natori	JPN	R	6	Dallara F317 Spiess	Carlin Motorsport	267.3	Race - 2
31	Carlin Motorsport	GBR	Billy Monger	GBR	R	7	Dallara F317 Spiess	Carlin Motorsport	266.0	Race - 2
14	Team Motopark	DEU	Yuki Tsunoda	JPN	R	8	Dallara F317 Spiess	Team Motopark	265.3	Free Practice - 2
1	RP Motorsport	ITA	Kyle Kirkwood	USA			Dallara F317 Spiess	RP Motorsport	265.3	Race - 1
25	Team Motopark	DEU	Cameron Das	USA			Dallara F317 Spiess	Team Motopark	264.7	Free Practice - 2
88	Drivex School	ESP	Filip Kaminiarz	POL	R	9	Dallara F317 HWA	Drivex School	264.7	Race - 1
18	Team Motopark	DEU	Niklas Krütten	DEU	R	10	Dallara F317 Spiess	Team Motopark	264.7	Race - 2
30	Team Motopark	DEU	Liam Lawson	NZL	R	11	Dallara F317 Spiess	Team Motopark	263.4	Free Practice - 2
3	RP Motorsport	ITA	Lorenzo Ferrari	ITA	R	12	Dallara F317 Spiess	RP Motorsport	263.4	Race - 2






**Autodromo Nazionale Monza**  
**Euroformula Open**  
**Race - 2**  
**Lap Chart**



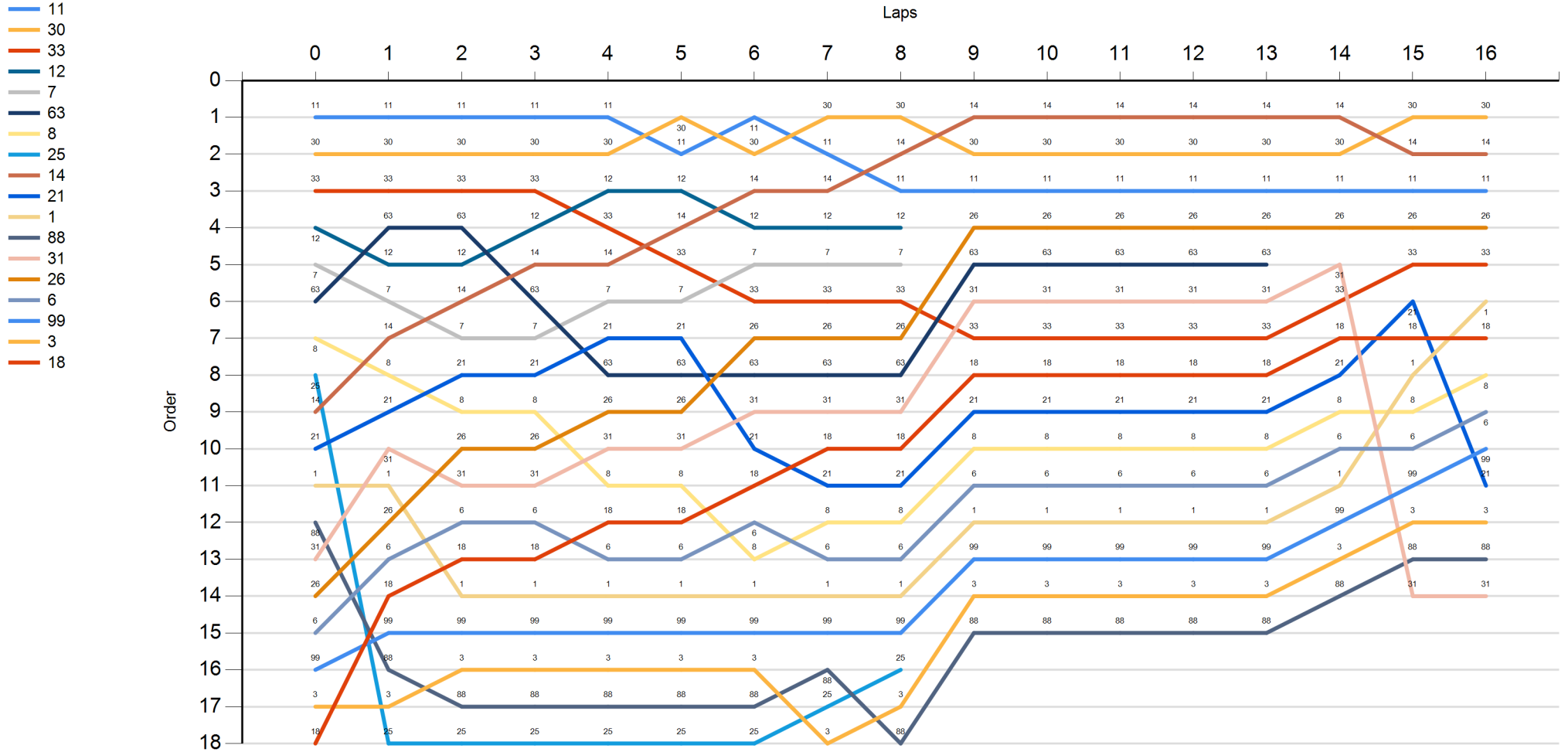
LAP																		
Nr	Po	Grid	1	2	3	4	5	6	7	8	9	10	11	12	13	14	15	16
11	<b>1</b>	11	11	11	11	11	30	11	30	30	14	14	14	14	14	14	30	30
30	<b>2</b>	30	30	30	30	30	11	30	11	14	30	30	30	30	30	30	14	14
33	<b>3</b>	33	33	33	33	12	12	14	14	11	11	11	11	11	11	11	11	11
12	<b>4</b>	12	63	63	12	33	14	12	12	12	26	26	26	26	26	26	26	26
7	<b>5</b>	7	12	12	14	14	33	7	7	7	63	63	63	63	63	31	33	33
63	<b>6</b>	63	7	14	63	7	7	33	33	33	31	31	31	31	31	33	21	1
8	<b>7</b>	8	14	7	7	21	21	26	26	26	33	33	33	33	33	18	18	18
25	<b>8</b>	25	8	21	21	63	63	63	63	63	18	18	18	18	18	21	1	8
14	<b>9</b>	14	21	8	8	26	26	31	31	31	21	21	21	21	21	8	8	6
21	<b>10</b>	21	31	26	26	31	31	21	18	18	8	8	8	8	8	6	6	99
1	<b>11</b>	1	1	31	31	8	8	18	21	21	6	6	6	6	6	1	99	21
88	<b>12</b>	88	26	6	6	18	18	6	8	8	1	1	1	1	1	99	3	3
31	<b>13</b>	31	6	18	18	6	6	8	6	6	99	99	99	99	99	3	88	88
26	<b>14</b>	26	18	1	1	1	1	1	1	1	3	3	3	3	3	88	31	31
6	<b>15</b>	6	99	99	99	99	99	99	99	99	88	88	88	88	88			
99	<b>16</b>	99	88	3	3	3	3	3	88	25								
3	<b>17</b>	3	3	88	88	88	88	88	25	3								
18	<b>18</b>	18	25	25	25	25	25	25	3	88								








**Autodromo Nazionale Monza**  
**Euroformula Open**  
**Race - 2**  
**Graphic Lap Chart**






Autodromo Nazionale Monza  
Euroformula Open  
Race - 2  
Pit Stop Analysis

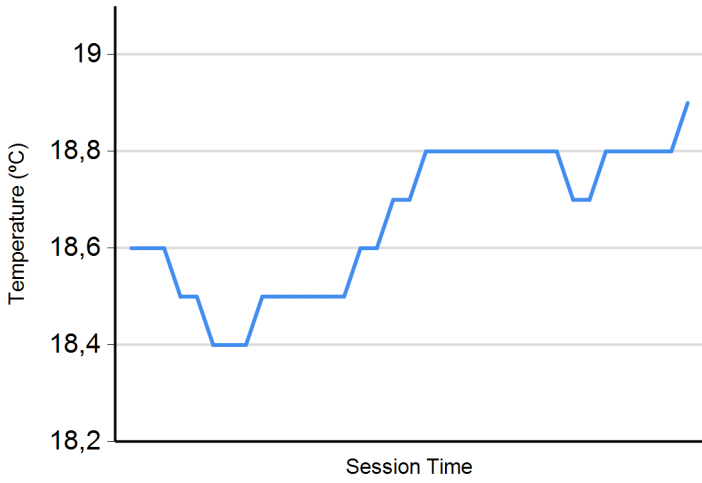


<u>Nr.</u>	<u>In Day Time</u>	<u>Entrant</u>	<u>Nat</u>	<u>Driver</u>	<u>Nat</u>	<u>Cat</u>	<u>Chassis - Engine</u>	<u>Team</u>	<u>In Time</u>	<u>Stop N°</u>	<u>Pit Time</u>	<u>Handicap</u>	<u>Penalty</u>
------------	--------------------	----------------	------------	---------------	------------	------------	-------------------------	-------------	----------------	----------------	-----------------	-----------------	----------------

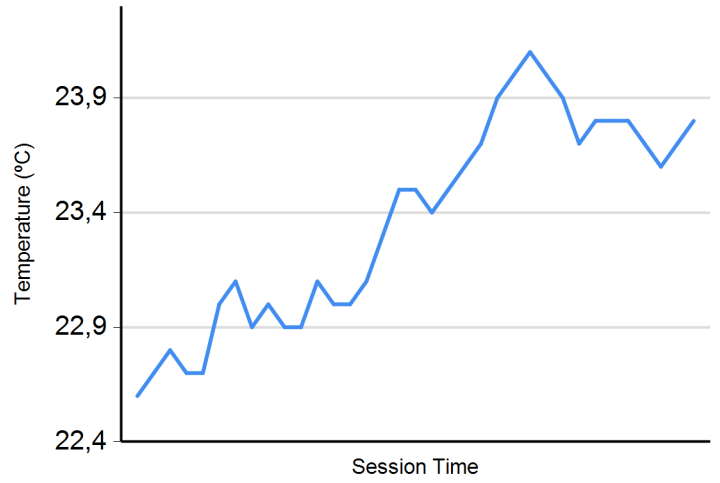




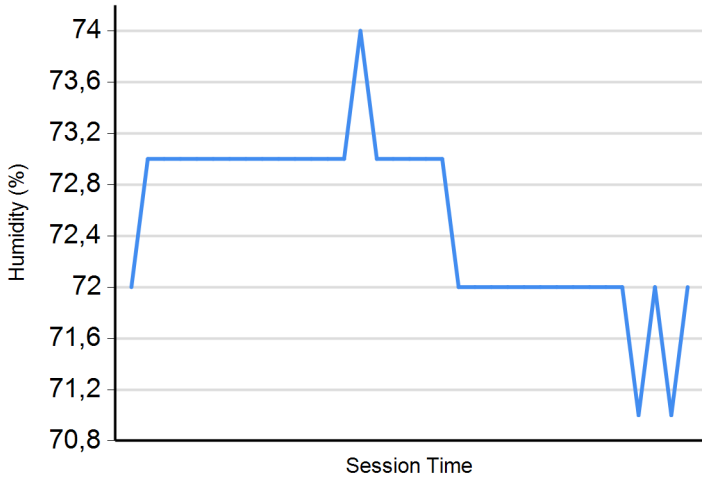
**Air Temperature**



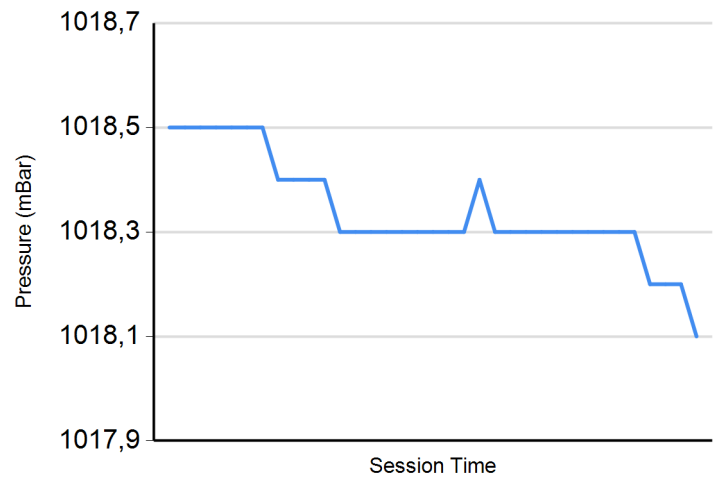
**Track Temperature**



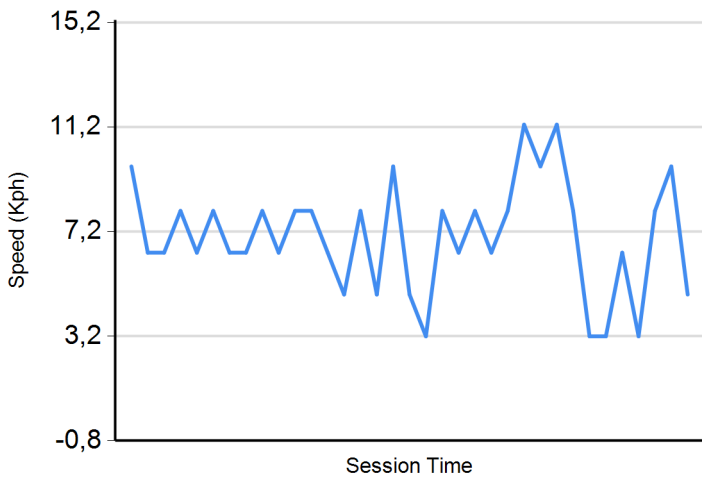
**Humidity**



**Pressure**



**Wind Speed**



**Wind direction**

North = 0°/360° Est = 90° South = 180° West = 270°

