

Autodromo Nazionale Monza
GT Cup Open Europe
Qualifying - 1 Driver - 1
Provisional Results




Cls	Nº	Entrant/Team	Nat	Driver 1	Nat	Driver 2	Nat	Vehicle	Cat	Cls	Laps	Best	Time	Gap	Interval	Km/h
1	22	A.C.S. / PZ Oberer Zurichsee By TFT	CHE	Niki Leutwiler	CHE			Porsche 911 Cup MY 2018	AM	1	11	10	1:52.958			184.6
2	27	Vincenzo Sospiri Racing	ITA	<u>JP Mauro</u>	BRA	Rodolfo Toni	BRA	Lamborghini Huracan Super Trofeo Evo	AM	2	10	8	1:52.978	0.020	0.020	184.5
3	10	Baporo Motorsport	ESP	<u>Daniel Díaz-Varela</u>	ESP	Manel Cerqueda	AND	Audi R8 LMS	AM	3	11	10	1:54.039	1.081	1.061	182.8
4	7	Teo Martin Motorsport	ESP	Marc De Fulgencio	ESP	<u>Thiago Vivacqua</u>	BRA	McLaren 570S	PROAM	1	10	8	1:54.153	1.195	0.114	182.6
5	6	Vincenzo Sospiri Racing	ITA	<u>Hans-Peter Koller</u>	CHE	Edoardo Liberati	ITA	Lamborghini Huracan Super Trofeo Evo	PROAM	2	10	9	1:54.242	1.284	0.089	182.5
6	13	Baporo Motorsport	ESP	Jaume Font	ESP			Porsche 991 Cup MY 2018	AM	4	10	9	1:54.581	1.623	0.339	182.0
7	18	Teo Martin Motorsport	ESP	<u>Guillem Pujeu</u>	ESP	Faust Salom	ESP	McLaren 570S	PROAM	3	8	5	1:54.762	1.804	0.181	181.7
8	81	Tsunami RT	SMR	<u>Lino Curti</u>	ITA	Carlo Curti	ITA	Porsche 991 Cup MY 2018	PROAM	4	9	8	1:54.861	1.903	0.099	181.5
9	12	Antonelli MotorSport	ITA	Glauco Solieri	ITA			Lamborghini Huracan Super Trofeo Evo	AM	5	11	10	1:55.358	2.400	0.497	180.7
10	32	Victor Colome/Three Sixty Racing Team	ESP	Fernando Fortes	BRA	<u>Guilherme Reischi</u>	BRA	Mercedes AMG GT CUP	AM	6	11	9	1:55.721	2.763	0.363	180.2
11	31	Selleslagh Racing Team	BEL	Lorenzo Bontempelli	ITA	<u>Luciano Linossi</u>	ITA	Mercedes AMG GT CUP	AM	7	10	6	1:56.438	3.480	0.717	179.1
12	2	Sports and You	PRT	<u>Marcio Basso</u>	BRA	José Pedro Fontes	PRT	Mercedes AMG GT CUP	PROAM	5	11	8	1:57.433	4.475	0.995	177.5
13	19	Duell Race	ITA	Eugenio Pisani	ITA	<u>Stefano Bozzoni</u>	ITA	Porsche 991 Cup MY 2018	PROAM	6	11	8	1:58.716	5.758	1.283	175.6
14	4	Scuderia San Marino	SMR	Fulvio Maria Ballabio	MCO	<u>David Fumarelli</u>	CHE	Montecarlo/Tecno Alfa Romeo *Nanni	PROAM	7	6	5	2:04.184	11.226	5.468	167.9

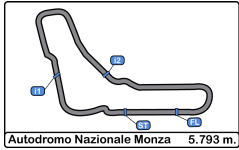
CAR 31 TIME:2:04.739 DELETED TRACK LIMITS AT T 10
 CAR 31 TIME 1:57.115 DELETED TRACK LIMITS AT T 10
 CAR 31 TIME 1:55.961 DELETED TRACK LIMITS
 CAR 31 TIME 1:55.459 DELETED TRACK LIMITS T10
 CAR 2 TIME 1:57.523 DELETED TRACK LIMITS T11

Published at:.....

Track Temp: 10.8 °C Air Temp: 11.1 °C Humidity: 93 % Track Status: DRY

Stewards:	Race Director:	Timekeeper: 
-----------	----------------	---






Autodromo Nazionale Monza
GT Cup Open Europe
Qualifying - 1 Driver - 1
Provisional Results by Class




Cls	Nº	Entrant/Team	Nat	Driver 1	Nat	Driver 2	Nat	Vehicle	Cat	Cls	Laps	Best	Time	Gap	Interval	Km/h
PROAM																
1	7	Teo Martin Motorsport	ESP	Marc De Fulgencio	ESP	<u>Thiago Vivacqua</u>	BRA	McLaren 570S	PROAM	1	10	8	1:54.153			182.6
2	6	Vincenzo Sospiri Racing	ITA	<u>Hans-Peter Koller</u>	CHE	Edoardo Liberati	ITA	Lamborghini Huracan Super Trofeo Evo	PROAM	2	10	9	1:54.242	0.089	0.089	182.5
3	18	Teo Martin Motorsport	ESP	<u>Guillem Pujeu</u>	ESP	Faust Salom	ESP	McLaren 570S	PROAM	3	8	5	1:54.762	0.609	0.520	181.7
4	81	Tsunami RT	SMR	<u>Lino Curti</u>	ITA	Carlo Curti	ITA	Porsche 991 Cup MY 2018	PROAM	4	9	8	1:54.861	0.708	0.099	181.5
5	2	Sports and You	PRT	<u>Marcio Basso</u>	BRA	José Pedro Fontes	PRT	Mercedes AMG GT CUP	PROAM	5	11	8	1:57.433	3.280	2.572	177.5
6	19	Duell Race	ITA	Eugenio Pisani	ITA	<u>Stefano Bozzoni</u>	ITA	Porsche 991 Cup MY 2018	PROAM	6	11	8	1:58.716	4.563	1.283	175.6
7	4	Scuderia San Marino	SMR	Fulvio Maria Ballabio	MCO	<u>David Fumarelli</u>	CHE	Montecarlo/Tecno Alfa Romeo *Nanni	PROAM	7	6	5	2:04.184	10.031	5.468	167.9
AM																
1	22	A.C.S. / PZ Oberer Zurichsee By TFT	CHE	Niki Leutwiler	CHE			Porsche 911 Cup MY 2018	AM	1	11	10	1:52.958			184.6
2	27	Vincenzo Sospiri Racing	ITA	<u>JP Mauro</u>	BRA	Rodolfo Toni	BRA	Lamborghini Huracan Super Trofeo Evo	AM	2	10	8	1:52.978	0.020	0.020	184.5
3	10	Baporo Motorsport	ESP	<u>Daniel Díaz-Varela</u>	ESP	Manel Cerqueda	AND	Audi R8 LMS	AM	3	11	10	1:54.039	1.081	1.061	182.8
4	13	Baporo Motorsport	ESP	Jaume Font	ESP			Porsche 991 Cup MY 2018	AM	4	10	9	1:54.581	1.623	0.542	182.0
5	12	Antonelli MotorSport	ITA	Glauco Solieri	ITA			Lamborghini Huracan Super Trofeo Evo	AM	5	11	10	1:55.358	2.400	0.777	180.7
6	32	Victor Colome/Three Sixty Racing Team	ESP	Fernando Fortes	BRA	<u>Guilherme Reischi</u>	BRA	Mercedes AMG GT CUP	AM	6	11	9	1:55.721	2.763	0.363	180.2
7	31	Selleslagh Racing Team	BEL	Lorenzo Bontempelli	ITA	<u>Luciano Linossi</u>	ITA	Mercedes AMG GT CUP	AM	7	10	6	1:56.438	3.480	0.717	179.1

Published at:.....

Track Temp: 10.8 °C Air Temp: 11.1 °C Humidity: 93 % Track Status: DRY

Stewards:	Race Director:	Timekeeper: 
------------------	-----------------------	--





Autodromo Nazionale Monza
GT Cup Open Europe
Qualifying - 1 Driver - 1
Lap Analysis




2							10								
1 Marcio Basso			Mercedes AMG GT CUP				1 Daniel Díaz-Varela			Audi R8 LMS					
PROAM			Sports and You				AM			Baporo Motorsport					
2 José Pedro Fontes							2 Manel Cerqueda								
Lap	D	Time	Sector 1	Sector 2	Sector 3	T. Spd	Elapsed	Lap	D	Time	Sector 1	Sector 2	Sector 3	T. Spd	Elapsed
1	1	9:03:26.755	9:01:36.623	57.236	52.896	84.3	9:03:26.755	1	1	9:03:27.178	9:01:28.158	1:01.308	57.712	76.9	9:03:27.178
2	1	2:19.594	44.992	46.573	48.029	157.2	9:05:46.349	2	1	2:22.315	42.901	45.941	53.473	196.7	9:05:49.493
3	1	2:06.990	39.225	44.355	43.410	226.8	9:07:53.339	3	1	2:01.026	37.766	41.518	41.742	227.8	9:07:50.519
4	1	1:59.563	37.259	40.764	41.540	248.2	9:09:52.902	4	1	1:57.077	36.552	40.261	40.264	241.0	9:09:47.596
5	1	1:59.157	37.518	40.488	41.151	260.2	9:11:52.059	5	1	1:55.945	35.209	40.090	40.646	266.0	9:11:43.541
6	1	1:58.421	37.035	40.280	41.106	264.0	9:13:50.480	6	1	1:55.290	35.710	39.875	39.705	257.7	9:13:38.831
7	1	1:58.186	36.925	40.289	40.972	242.6	9:15:48.666	7	1	1:54.792	35.555	39.294	39.943	267.3	9:15:33.623
8	1	1:57.433	36.498	40.037	40.898	246.5	9:17:46.099	8	1	1:55.029	35.376	39.908	39.745	260.8	9:17:28.652
9	1	1:57.523	36.585	40.118	40.820	247.7	9:19:43.622	9	1	1:57.603	37.331	39.580	40.692	265.3	9:19:26.255
10	1	2:01.814	39.914	40.734	41.166	240.0	9:21:45.436	10	1	1:54.039	35.535	39.053	39.451	260.2	9:21:20.294
11	1	2:43.632 P	49.096	52.185	1:02.351	144.0	9:24:29.068	11	1	2:38.190 P	44.108	46.596	1:07.486	150.4	9:23:58.484

4							12								
1 Fulvio Maria Ballabio			Montecarlo/Tecno Alfa Romeo "Nanni Galli"				1 Glauco Solieri			Lamborghini Huracan Super Trofeo Evo					
PROAM			Scuderia San Marino				AM			Antonelli MotorSport					
2 David Fumarelli							2								
Lap	D	Time	Sector 1	Sector 2	Sector 3	T. Spd	Elapsed	Lap	D	Time	Sector 1	Sector 2	Sector 3	T. Spd	Elapsed
1	2	9:07:18.308	9:05:35.257	53.942	49.109	97.2	9:07:18.308	1	1	9:04:18.649	9:02:41.628	50.293	46.728	132.5	9:04:18.649
2	2	2:29.239 P	47.229	46.255	55.755	213.0	9:09:47.547	2	1	2:03.453	39.235	42.896	41.322	232.2	9:06:22.102
3	2	3:26.438	1:55.156	46.029	45.253	136.1	9:13:13.985	3	1	1:57.998	37.213	40.336	40.449	255.9	9:08:20.100
4	2	2:05.415	39.362	41.739	44.314	225.9	9:15:19.400	4	1	1:56.634	36.731	39.849	40.054	263.4	9:10:16.734
5	2	2:04.184	39.462	42.161	42.561	222.6	9:17:23.584	5	1	1:56.422	36.642	39.788	39.992	260.8	9:12:13.156
6	2	3:01.924 P	49.964	1:06.107	1:05.853	231.7	9:20:25.508	6	1	1:55.927	36.448	39.560	39.919	262.1	9:14:09.083
7	2	2:00.077	38.948	41.238	39.891	263.4	9:16:09.160	7	1	2:00.077	38.948	41.238	39.891	263.4	9:16:09.160
8	2	1:55.961	36.697	39.452	39.812	260.2	9:18:05.121	8	1	1:55.961	36.697	39.452	39.812	260.2	9:18:05.121
9	2	1:55.664	36.321	39.464	39.879	263.4	9:20:00.785	9	1	1:55.664	36.321	39.464	39.879	263.4	9:20:00.785
10	2	1:55.358	36.352	39.313	39.693	264.7	9:21:56.143	10	1	1:55.358	36.352	39.313	39.693	264.7	9:21:56.143
11	2	2:41.153 P	44.769	49.567	1:06.817	180.6	9:24:37.296	11	1	2:41.153 P	44.769	49.567	1:06.817	180.6	9:24:37.296

6							13								
1 Hans-Peter Koller			Lamborghini Huracan Super Trofeo Evo				1 Jaime Font			Porsche 991 Cup MY 2018					
PROAM			Vincenzo Sospiri Racing				AM			Baporo Motorsport					
2 Edoardo Liberati							2								
Lap	D	Time	Sector 1	Sector 2	Sector 3	T. Spd	Elapsed	Lap	D	Time	Sector 1	Sector 2	Sector 3	T. Spd	Elapsed
1	1	9:03:13.212	9:01:22.270	59.217	51.725	101.2	9:03:13.212	1	1	9:04:30.361	9:02:27.066	1:03.043	1:00.252	135.5	9:04:30.361
2	1	2:10.638	40.908	44.905	44.825	197.8	9:05:23.850	2	1	2:20.358	43.253	46.804	50.301	165.3	9:06:50.719
3	1	2:00.339	39.387	40.557	40.395	265.3	9:07:24.189	3	1	1:56.807	37.018	39.800	39.989	254.1	9:08:47.526
4	1	1:58.465	38.734	39.849	39.882	210.9	9:09:22.654	4	1	1:55.792	36.493	39.474	39.825	259.6	9:10:43.318
5	1	1:55.712	36.507	39.214	39.991	260.8	9:11:18.366	5	1	1:55.545	36.412	39.486	39.647	262.7	9:12:38.863
6	1	1:55.697	36.579	39.227	39.891	265.3	9:13:14.063	6	1	1:55.532	36.425	39.415	39.692	258.3	9:14:34.395
7	1	1:54.867	36.366	39.016	39.485	264.0	9:15:08.930	7	1	1:54.968	36.369	39.027	39.572	263.4	9:16:29.363
8	1	1:54.682	36.167	38.850	39.665	263.4	9:17:03.612	8	1	1:55.275	36.838	39.190	39.247	244.8	9:18:24.638
9	1	1:54.242	36.180	38.775	39.287	266.0	9:18:57.854	9	1	1:54.581	36.026	39.125	39.430	266.0	9:20:19.219
10	1	2:08.197 P	36.801	40.174	51.222	252.3	9:21:06.051	10	1	2:40.312 P	49.880	49.449	1:00.983	208.4	9:22:59.531

7							18								
1 Marc De Fulgencio			McLaren 570S				1 Guillem Pujeu			McLaren 570S					
PROAM			Teo Martin Motorsport				PROAM			Teo Martin Motorsport					
2 Thiago Vivacqua							2 Faust Salom								
Lap	D	Time	Sector 1	Sector 2	Sector 3	T. Spd	Elapsed	Lap	D	Time	Sector 1	Sector 2	Sector 3	T. Spd	Elapsed
1	2	9:04:24.487	9:02:29.584	58.974	55.929	105.9	9:04:24.487	1	1	9:04:33.324	9:02:50.673	51.921	50.730	118.1	9:04:33.324
2	2	2:05.247	39.809	43.230	42.208	165.8	9:06:29.734	2	1	2:04.542	41.230	42.474	40.838	174.1	9:06:37.866
3	2	1:56.533	36.494	39.645	40.394	241.0	9:08:26.267	3	1	1:56.122	36.374	39.997	39.751	244.3	9:08:33.988
4	2	1:54.769	35.975	38.910	39.884	254.7	9:10:21.036	4	1	1:54.951	35.921	39.276	39.754	253.5	9:10:28.939
5	2	1:54.298	35.683	39.051	39.564	262.7	9:12:15.334	5	1	1:54.762	35.928	39.256	39.578	257.7	9:12:23.701
6	2	1:54.987	35.765	39.450	39.772	256.5	9:14:10.321	6	1	1:55.283	35.943	39.466	39.874	254.1	9:14:18.984
7	2	1:54.247	35.650	38.875	39.722	254.1	9:16:04.568	7	1	1:57.631	35.842	40.410	41.379	253.5	9:16:16.615
8	2	1:54.153	35.449	39.175	39.529	261.5	9:17:58.721	8	1	2:07.940 P	36.146	39.794	52.000	251.7	9:18:24.555
9	2	1:54.214	35.654	38.933	39.627	256.5	9:19:52.935								
10	2	2:39.034 P	47.460	51.706	59.868	188.8	9:22:31.969								





Autodromo Nazionale Monza
GT Cup Open Europe
Qualifying - 1 Driver - 1
Lap Analysis



19 1 Eugenio Pisani Porsche 991 Cup MY 2018
 PROAM 2 Stefano Bozzoni Duell Race

Lap	D	Time	Sector 1	Sector 2	Sector 3	T. Spd	Elapsed
1	2	9:03:24.135	9:01:30.508	1:00.485	53.142	57.4	9:03:24.135
2	2	2:15.338	46.485	44.172	44.681	161.9	9:05:39.473
3	2	2:02.735	39.023	41.001	42.711	201.8	9:07:42.208
4	2	2:01.430	37.322	41.407	42.701	222.6	9:09:43.638
5	2	2:00.034	37.386	40.183	42.465	228.8	9:11:43.672
6	2	2:00.333	37.047	40.773	42.513	224.0	9:13:44.005
7	2	1:59.600	36.870	40.888	41.842	229.2	9:15:43.605
8	2	1:58.716	36.677	40.365	41.674	233.7	9:17:42.321
9	2	2:00.041	36.575	41.510	41.956	226.8	9:19:42.362
10	2	1:58.911	36.700	40.318	41.893	225.9	9:21:41.273
11	2	2:43.682 P	46.003	45.886	1:11.793	191.8	9:24:24.955

32 1 Fernando Fortes Mercedes AMG GT CUP
 AM 2 Guilherme Reischi Victor Colome/Three Sixty Racing Team

Lap	D	Time	Sector 1	Sector 2	Sector 3	T. Spd	Elapsed
1	2	9:03:16.609	9:01:23.729	1:00.037	52.843	97.1	9:03:16.609
2	2	2:12.939	43.470	44.974	44.495	176.4	9:05:29.548
3	2	2:03.635	39.254	42.369	42.012	227.8	9:07:33.183
4	2	2:02.612	36.978	42.138	43.496	258.3	9:09:35.795
5	2	1:59.078	37.142	40.945	40.991	252.3	9:11:34.873
6	2	1:58.363	36.877	41.007	40.479	264.7	9:13:33.236
7	2	1:57.406	36.623	40.222	40.561	262.7	9:15:30.642
8	2	1:56.443	36.562	39.651	40.230	258.9	9:17:27.085
9	2	1:55.721	36.291	39.736	39.694	267.3	9:19:22.806
10	2	1:55.803	36.279	39.472	40.052	259.6	9:21:18.609
11	2	2:33.260 P	41.731	46.803	1:04.726	177.6	9:23:51.869

22 1 Niki Leutwiler Porsche 911 Cup MY 2018
 AM 2 A.C.S. / PZ Oberer Zurichsee By TFT

Lap	D	Time	Sector 1	Sector 2	Sector 3	T. Spd	Elapsed
1		9:02:54.575	9:01:06.369	59.683	48.523	95.0	9:02:54.575
2		1:56.933	36.887	39.892	40.154	242.1	9:04:51.508
3		1:55.450	36.230	39.690	39.530	260.8	9:06:46.958
4		1:54.591	36.034	39.288	39.269	266.6	9:08:41.549
5		1:53.953	35.932	38.874	39.147	266.6	9:10:35.502
6		1:53.274	35.591	38.660	39.023	270.6	9:12:28.776
7		2:07.176	36.103	46.747	44.326	260.8	9:14:35.952
8		1:53.776	35.796	38.681	39.299	270.6	9:16:29.728
9		1:53.152	35.766	38.551	38.835	272.0	9:18:22.880
10		1:52.958	35.585	38.237	39.136	268.6	9:20:15.838
11		2:28.961 P	39.033	46.247	1:03.681	223.1	9:22:44.799

81 1 Lino Curti Porsche 991 Cup MY 2018
 PROAM 2 Carlo Curti Tsunami RT

Lap	D	Time	Sector 1	Sector 2	Sector 3	T. Spd	Elapsed
1	1	9:07:19.523	9:05:25.159	58.426	55.938	85.1	9:07:19.523
2	1	2:13.472	47.211	44.082	42.179	154.5	9:09:32.995
3	1	1:56.951	36.881	40.009	40.061	257.1	9:11:29.946
4	1	1:56.013	36.597	39.661	39.755	258.3	9:13:25.959
5	1	1:55.530	36.418	39.346	39.766	261.5	9:15:21.489
6	1	1:56.667	36.975	39.547	40.145	265.3	9:17:18.156
7	1	1:55.139	36.533	39.047	39.559	261.5	9:19:13.295
8	1	1:54.861	36.212	38.998	39.651	264.0	9:21:08.156
9	1	2:26.115 P	47.048	45.500	53.567	194.9	9:23:34.271


27 1 JP Mauro Lamborghini Huracan Super Trofeo Evo
 AM 2 Rodolfo Toni Vincenzo Sospiri Racing

Lap	D	Time	Sector 1	Sector 2	Sector 3	T. Spd	Elapsed
1	1	9:03:09.201	9:01:20.716	58.732	49.753	94.4	9:03:09.201
2	1	2:10.726	41.950	43.671	45.105	201.1	9:05:19.927
3	1	2:00.794	39.136	41.108	40.550	265.3	9:07:20.721
4	1	1:55.711	36.535	39.535	39.641	261.5	9:09:16.432
5	1	1:54.524	36.406	39.007	39.111	266.0	9:11:10.956
6	1	1:54.026	35.868	38.918	39.240	266.0	9:13:04.982
7	1	1:53.618	35.818	38.667	39.133	266.0	9:14:58.600
8	1	1:52.978	35.661	38.467	38.850	266.6	9:16:51.578
9	1	1:57.360	36.813	40.551	39.996	267.3	9:18:48.938
10	1	2:10.240 P	42.702	40.416	47.122	266.0	9:20:59.178

31 1 Lorenzo Bontempelli Mercedes AMG GT CUP
 AM 2 Luciano Linossi Selleslagh Racing Team

Lap	D	Time	Sector 1	Sector 2	Sector 3	T. Spd	Elapsed
1	2	9:02:57.328	9:01:12.399	55.375	49.554	93.4	9:02:57.328
2	2	2:04.739	39.331	42.521	42.887	206.8	9:05:02.067
3	2	2:03.177	40.194	41.258	41.725	255.3	9:07:05.244
4	2	1:57.923	36.830	40.109	40.984	251.1	9:09:03.167
5	2	1:57.445	36.715	39.763	40.637	255.3	9:11:00.282
6	2	1:56.438	36.492	39.613	40.333	255.9	9:12:56.720
7	2	2:07.641	39.972	44.597	43.072	263.4	9:15:04.361
8	2	1:55.964	36.397	39.337	40.227	260.8	9:17:00.322
9	2	1:55.459	36.122	39.217	40.120	262.7	9:18:55.781
10	2	2:50.703 P	48.481	56.839	1:05.383	205.3	9:21:46.484






Autodromo Nazionale Monza
 GT Cup Open Europe
 Qualifying - 1 Driver - 1
Best Sectors Results



Sector - 1				Sector - 2				Sector - 3				Ideal Lap vs Best Lap				
Clas	Nº	Driver	Time	Nº	Driver	Time	Nº	Driver	Time	Clas	Nº	Driver	Ideal Lap	Best Lap	Clas	
1	10	Daniel Díaz-Varela	35.209	22	Niki Leutwiler	38.237	22	Niki Leutwiler	38.835	1	22	Niki Leutwiler	1:52.657	1:52.958	1	
2	7	Thiago Vivacqua	35.449	27	JP Mauro	38.467	27	JP Mauro	38.850	2	27	JP Mauro	1:52.978	1:52.978	2	
3	22	Niki Leutwiler	35.585	6	Hans-Peter Koller	38.775	13	Jaume Font	39.247	3	10	Daniel Díaz-Varela	1:53.713	1:54.039	3	
4	27	JP Mauro	35.661	7	Thiago Vivacqua	38.875	6	Hans-Peter Koller	39.287	4	7	Thiago Vivacqua	1:53.853	1:54.153	4	
5	18	Guillem Pujeu	35.842	81	Lino Curti	38.998	10	Daniel Díaz-Varela	39.451	5	6	Hans-Peter Koller	1:54.229	1:54.242	5	
6	13	Jaume Font	36.026	13	Jaume Font	39.027	7	Thiago Vivacqua	39.529	6	13	Jaume Font	1:54.300	1:54.581	6	
7	31	Luciano Linossi	36.122	10	Daniel Díaz-Varela	39.053	81	Lino Curti	39.559	7	18	Guillem Pujeu	1:54.676	1:54.762	7	
8	6	Hans-Peter Koller	36.167	31	Luciano Linossi	39.217	18	Guillem Pujeu	39.578	8	81	Lino Curti	1:54.769	1:54.861	8	
9	81	Lino Curti	36.212	18	Guillem Pujeu	39.256	12	Glauco Solieri	39.693	9	12	Glauco Solieri	1:55.327	1:55.358	9	
10	32	Guilherme Reischi	36.279	12	Glauco Solieri	39.313	32	Guilherme Reischi	39.694	10	32	Guilherme Reischi	1:55.445	1:55.721	10	
11	12	Glauco Solieri	36.321	32	Guilherme Reischi	39.472	31	Luciano Linossi	40.120	11	31	Luciano Linossi	1:55.459	1:56.438	11	
12	2	Marcio Basso	36.498	2	Marcio Basso	40.037	2	Marcio Basso	40.820	12	2	Marcio Basso	1:57.355	1:57.433	12	
13	19	Stefano Bozzoni	36.575	19	Stefano Bozzoni	40.183	19	Stefano Bozzoni	41.674	13	19	Stefano Bozzoni	1:58.432	1:58.716	13	
14	4	David Fumarelli	39.362	4	David Fumarelli	41.739	4	David Fumarelli	42.561	14	4	David Fumarelli	2:03.662	2:04.184	14	






Autodromo Nazionale Monza
GT Cup Open Europe
Qualifying - 1 Driver - 1
Best 5 Lap Times



Cl	N°	Entrant/Team	Nat	Driver 1	Nat	Status	Driver 2	Nat	Status	Vehicle	Cat	Cl	Best 1		Best 2		Best 3		Best 4		Best 5	
													Time	Lap	Time	Lap	Time	Lap	Time	Lap	Time	Lap
1	22	A.C.S. / PZ Oberer Zurichsee By TFT	CH	Niki Leutwiler	CH					Porsche 911 Cup MY 2018	AM	1	1:52.958	10	1:53.152	9	1:53.274	6	1:53.776	8	1:53.953	5
2	27	Vincenzo Sospiri Racing	IT	JP Mauro	BR		Rodolfo Toni	BR		Lamborghini Huracan Super Trofeo	AM	2	1:52.978	8	1:53.618	7	1:54.026	6	1:54.524	5	1:55.711	4
3	10	Baporo Motorsport	ES	Daniel Diaz-Varela	ES		Manel Cerqueda	AN		Audi R8 LMS	AM	3	1:54.039	10	1:54.792	7	1:55.029	8	1:55.290	6	1:55.945	5
4	7	Teo Martin Motorsport	ES	Marc De Fulgencio	ES		Thiago Vivacqua	BR		McLaren 570S	PROAM	1	1:54.153	8	1:54.214	9	1:54.247	7	1:54.298	5	1:54.769	4
5	6	Vincenzo Sospiri Racing	IT	Hans-Peter Koller	CH		Edoardo Liberati	IT		Lamborghini Huracan Super Trofeo	PROAM	2	1:54.242	9	1:54.682	8	1:54.867	7	1:55.697	6	1:55.712	5
6	13	Baporo Motorsport	ES	Jaume Font	ES					Porsche 991 Cup MY 2018	AM	4	1:54.581	9	1:54.968	7	1:55.275	8	1:55.532	6	1:55.545	5
7	18	Teo Martin Motorsport	ES	Guillem Pujeu	ES		Faust Salom	ES		McLaren 570S	PROAM	3	1:54.762	5	1:54.951	4	1:55.283	6	1:56.122	3	1:57.631	7
8	81	Tsunami RT	IT	Lino Curti	IT		Carlo Curti	IT		Porsche 991 Cup MY 2018	PROAM	4	1:54.861	8	1:55.139	7	1:55.530	5	1:56.013	4	1:56.667	6
9	12	Antonelli MotorSport	IT	Glauco Solieri	IT					Lamborghini Huracan Super Trofeo	AM	5	1:55.358	10	1:55.664	9	1:55.927	6	1:55.961	8	1:56.422	5
10	32	Victor Colome/Three Sixty Racing Team	ES	Fernando Fortes	BR		Guilherme Reischi	BR		Mercedes AMG GT CUP	AM	6	1:55.721	9	1:55.803	10	1:56.443	8	1:57.406	7	1:58.363	6
11	31	Selleslagh Racing Team	BE	Lorenzo Bontempelli	IT		Luciano Linossi	IT		Mercedes AMG GT CUP	AM	7	1:56.438	6	1:57.923	4	2:03.177	3	2:07.641	7	2:50.703	10
12	2	Sports and You	PT	Marcio Basso	BR		José Pedro Fontes	PT		Mercedes AMG GT CUP	PROAM	5	1:57.433	8	1:58.186	7	1:58.421	6	1:59.157	5	1:59.563	4
13	19	Duell Race	IT	Eugenio Pisani	IT		Stefano Bozzoni	IT		Porsche 991 Cup MY 2018	PROAM	6	1:58.716	8	1:58.911	10	1:59.600	7	2:00.034	5	2:00.041	9
14	4	Scuderia San Marino	SM	Fulvio Maria Ballabio	MC		David Fumarelli	CH		Montecarlo/Tecno Alfa Romeo	PROAM	7	2:04.184	5	2:05.415	4	2:29.239	2	3:01.924	6	3:26.438	3






Autodromo Nazionale Monza
GT Cup Open Europe
Qualifying - 1 Driver - 1
Best 5 Top Speeds



Autodromo Nazionale Monza 5.793 m.

Cl	N°	Entrant/Team	Nat	Driver 1	Nat	Driver 2	Nat	Vehicle	Cat	Cl	Top 1		Top 2		Top 3		Top 4		Top 5		Avg
											Km/h	Lap	Km/h	Lap	Km/h	Lap	Km/h	Lap	Km/h	Lap	
1	22	A.C.S. / PZ Oberer Zurichsee By TFT	CH	Niki Leutwiler	CH			Porsche 911 Cup MY 2018	AM	1	272.0	9	270.6	6	270.6	8	268.6	10	266.6	4	269.7
2	10	Baporo Motorsport	ES	<u>Daniel Diaz-Varela</u>	ES	Manel Cerqueda	ES	Audi R8 LMS	AM	2	267.3	7	266.0	5	265.3	9	260.8	8	260.2	10	263.9
3	27	Vincenzo Sospiri Racing	IT	<u>JP Mauro</u>	BR	Rodolfo Toni	BR	Lamborghini Huracan Super Trofeo	AM	3	267.3	9	266.6	8	266.0	5	266.0	6	266.0	7	266.4
4	32	Victor Colome/Three Sixty Racing Team	ES	Fernando Fortes	BR	<u>Guilherme Reischi</u>	BR	Mercedes AMG GT CUP	AM	4	267.3	9	264.7	6	262.7	7	259.6	10	258.9	8	262.6
5	6	Vincenzo Sospiri Racing	IT	<u>Hans-Peter Koller</u>	CH	Edoardo Liberati	IT	Lamborghini Huracan Super Trofeo	PROAM	1	266.0	9	265.3	3	265.3	6	264.0	7	263.4	8	264.8
6	13	Baporo Motorsport	ES	Jaume Font	ES			Porsche 991 Cup MY 2018	AM	5	266.0	9	263.4	7	262.7	5	259.6	4	258.3	6	262.0
7	81	Tsunami RT	SM	<u>Lino Curti</u>	IT	Carlo Curti	IT	Porsche 991 Cup MY 2018	PROAM	2	265.3	6	264.0	8	261.5	5	261.5	7	258.3	4	262.1
8	12	Antonelli MotorSport	IT	Glauco Solieri	IT			Lamborghini Huracan Super Trofeo	AM	6	264.7	10	263.4	4	263.4	7	263.4	9	262.1	6	263.4
9	2	Sports and You	PT	<u>Marcio Basso</u>	BR	José Pedro Fontes	PT	Mercedes AMG GT CUP	PROAM	3	264.0	6	260.2	5	248.2	4	247.7	9	246.5	8	253.3
10	31	Selleslagh Racing Team	BE	Lorenzo Bontempelli	IT	<u>Luciano Linossi</u>	IT	Mercedes AMG GT CUP	AM	7	263.4	7	262.7	9	260.8	8	255.9	6	255.3	3	259.6
11	7	Teo Martin Motorsport	ES	Marc De Fulgencio	ES	<u>Thiago Vivacqua</u>	BR	McLaren 570S	PROAM	4	262.7	5	261.5	8	256.5	6	256.5	9	254.7	4	258.4
12	18	Teo Martin Motorsport	ES	<u>Guillem Pujeu</u>	ES	Faust Salom	ES	McLaren 570S	PROAM	5	257.7	5	254.1	6	253.5	4	253.5	7	251.7	8	254.1
13	19	Duell Race	IT	Eugenio Pisani	IT	<u>Stefano Bozzoni</u>	IT	Porsche 991 Cup MY 2018	PROAM	6	233.7	8	229.2	7	228.8	5	226.8	9	225.9	10	228.9
14	4	Scuderia San Marino	SM	Fulvio Maria Ballabio	MC	<u>David Fumarelli</u>	CH	Montecarlo/Tecno Alfa Romeo	PROAM	7	231.7	6	225.9	4	222.6	5	213.0	2	136.1	3	205.9






Autodromo Nazionale Monza
GT Cup Open Europe
Qualifying - 1 Driver - 1
Fastest Laps Sequence

Autodromo Nazionale Monza 5.793 m.



Lap	Time of Day	Session Time	Nº	Entrant/Team	Nat	Driver 1	Nat	Driver 2	Nat	Vehicle	Cat	Time	Km/h
2	9:04:51.508	4:51.508	22	A.C.S. / PZ Oberer Zurichsee By TFT		Niki Leutwiler				Porsche 911 Cup MY 2018	AM	1:56.933	178.3
3	9:06:46.958	6:46.958	22	A.C.S. / PZ Oberer Zurichsee By TFT		Niki Leutwiler				Porsche 911 Cup MY 2018	AM	1:55.450	180.6
4	9:08:41.549	8:41.549	22	A.C.S. / PZ Oberer Zurichsee By TFT		Niki Leutwiler				Porsche 911 Cup MY 2018	AM	1:54.591	181.9
5	9:10:35.502	10:35.502	22	A.C.S. / PZ Oberer Zurichsee By TFT		Niki Leutwiler				Porsche 911 Cup MY 2018	AM	1:53.953	183.0
6	9:12:28.776	12:28.776	22	A.C.S. / PZ Oberer Zurichsee By TFT		Niki Leutwiler				Porsche 911 Cup MY 2018	AM	1:53.274	184.1
8	9:16:51.578	16:51.578	27	Vincenzo Sospiri Racing		JP Mauro		Rodolfo Toni		Lamborghini Huracan Super Trofeo Evo	AM	1:52.978	184.5
10	9:20:15.838	20:15.838	22	A.C.S. / PZ Oberer Zurichsee By TFT		Niki Leutwiler				Porsche 911 Cup MY 2018	AM	1:52.958	184.6






Autodromo Nazionale Monza
GT Cup Open Europe
Qualifying - 1 Driver - 1
Event Best Maximum Speed



Nº	Entrant/Team	Nat	Driver 1	Nat	Driver 2	Nat	Vehicle	Cat	Km/h	Session
10	Baporo Motorsport	ESP	Daniel Díaz-Varela	ESP	Manel Cerqueda	AND	Audi R8 LMS	AM	274.1	Free Practice - 1
22	A.C.S. / PZ Oberer Zurichsee By TFT	CHE	Niki Leutwiler	CHE			Porsche 911 Cup MY 2018	AM	272.0	Qualifying - 1 Driver - 1
7	Teo Martin Motorsport	ESP	Marc De Fulgencio	ESP	Thiago Vivacqua	BRA	McLaren 570S	PROAM	269.3	Free Practice - 1
2	Sports and You	PRT	Marcio Basso	BRA	José Pedro Fontes	PRT	Mercedes AMG GT CUP	PROAM	269.3	Free Practice - 1
18	Teo Martin Motorsport	ESP	Guillem Pujeu	ESP	Faust Salom	ESP	McLaren 570S	PROAM	269.3	Free Practice - 2
19	Duell Race	ITA	Eugenio Pisani	ITA	Stefano Bozzoni	ITA	Porsche 991 Cup MY 2018	PROAM	267.3	Free Practice - 1
31	Selleslagh Racing Team	BEL	Lorenzo Bontempelli	ITA	Luciano Linossi	ITA	Mercedes AMG GT CUP	AM	267.3	Free Practice - 2
27	Vincenzo Sospiri Racing	ITA	JP Mauro	BRA	Rodolfo Toni	BRA	Lamborghini Huracan Super Trofeo Evo	AM	267.3	Qualifying - 1 Driver - 1
32	Victor Colome/Three Sixty Racing Team	ESP	Fernando Fortes	BRA	Guilherme Reischi	BRA	Mercedes AMG GT CUP	AM	267.3	Qualifying - 1 Driver - 1
6	Vincenzo Sospiri Racing	ITA	Hans-Peter Koller	CHE	Edoardo Liberati	ITA	Lamborghini Huracan Super Trofeo Evo	PROAM	266.0	Qualifying - 1 Driver - 1
13	Baporo Motorsport	ESP	Jaume Font	ESP			Porsche 991 Cup MY 2018	AM	266.0	Qualifying - 1 Driver - 1
12	Antonelli MotorSport	ITA	Glauco Solieri	ITA			Lamborghini Huracan Super Trofeo Evo	AM	265.3	Free Practice - 1
81	Tsunami RT	SMR	Lino Curti	ITA	Carlo Curti	ITA	Porsche 991 Cup MY 2018	PROAM	265.3	Qualifying - 1 Driver - 1
4	Scuderia San Marino	SMR	Fulvio Maria Ballabio	MCO	David Fumarelli	CHE	Montecarlo/Tecno Alfa Romeo "Nanni Galli"	PROAM	250.5	Free Practice - 2






Autodromo Nazionale Monza
GT Cup Open Europe
Qualifying - 1 Driver - 1
Pit Stop Analysis



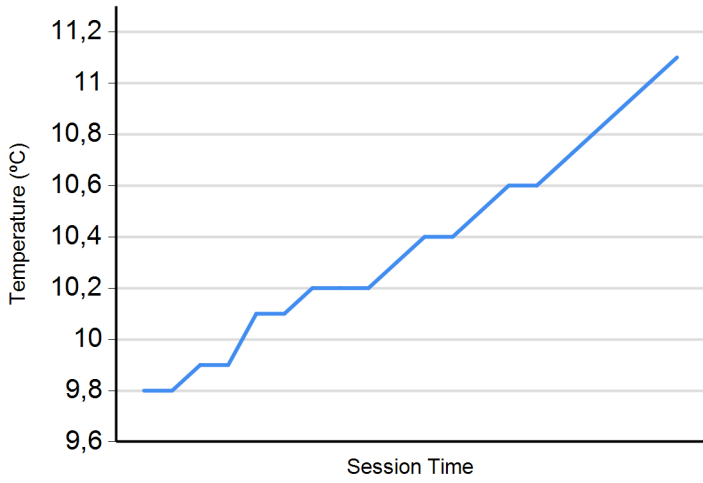
4 Fulvio Maria Ballabio PROAM Scuderia San Marino
 David Fumarelli Montecarlo/Tecno Alfa Romeo "Nanni Galli"

Nr.	In Day Time	In Time	Out Time	Pit Time	T. Pit Time	Handicap	Penalty
1	9:09:41.656	9:09:41.656	9:10:57.482	1:15.826	1:15.826		

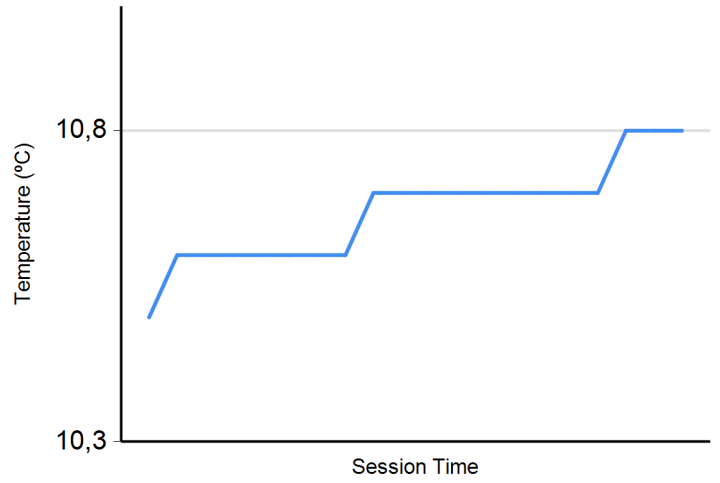




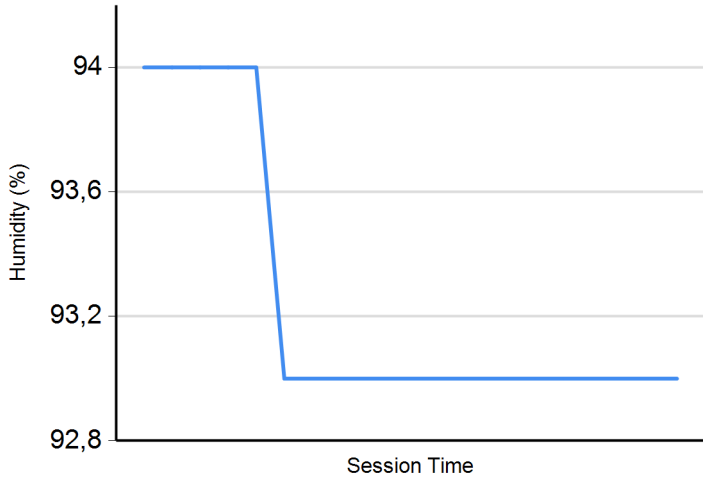
Air Temperature



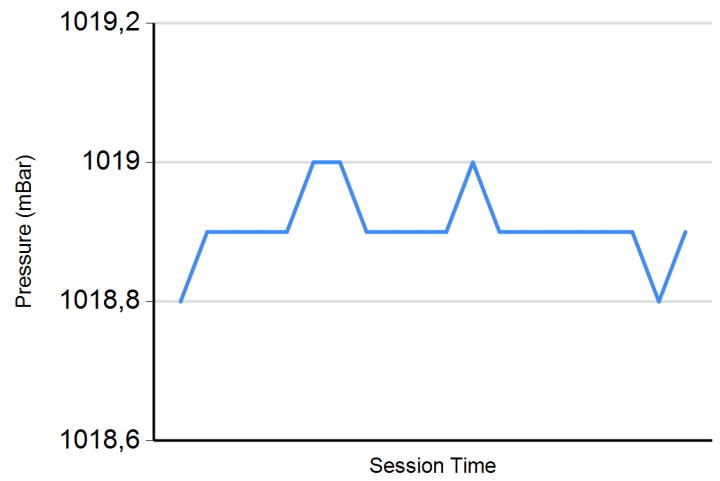
Track Temperature



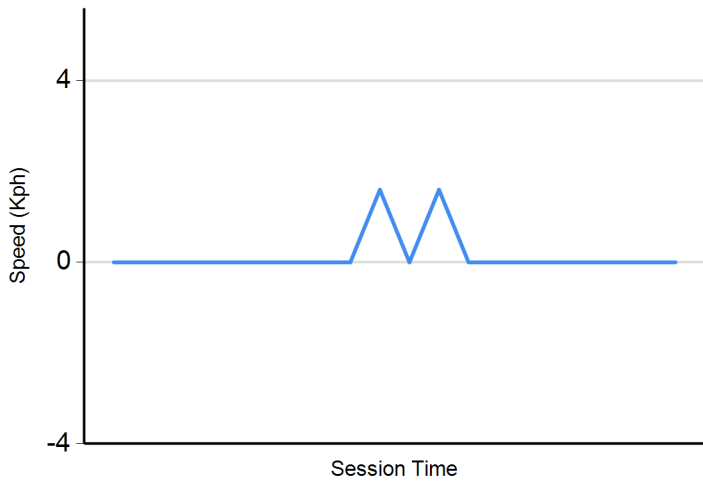
Humidity



Pressure



Wind Speed



Wind direction

North = 0°/360° Est = 90° South = 180° West = 270°

