



**Autodromo Nazionale Monza**  
**GT Cup Open Europe**  
**Race - 1**  
**Provisional Results**




Autodromo Nazionale Monza 5.793 m.

Cls	Nº	Entrant/Team	Nat	Driver 1	Nat	Driver 2	Nat	Vehicle	Cat	Cl	Laps	Total Time	Gap	Interval	Km/h	Best	Time	Km/h	
1	27	Vincenzo Sospiri Racing	ITA	<b>JP Mauro</b>	BRA	Rodolfo Toni	BRA	Lamborghini Huracan Super Trofeo	AM	1	26	51:31.712			175.3	13	1:54.338	182.3	
2	22	A.C.S. / PZ Oberer Zurichsee By TFT	CHE	Niki Leutwiler	CHE			Porsche 911 Cup MY 2018	AM	2	26	51:32.464	0.752	0.752	175.3	13	1:54.471	182.1	
3	13	Baporo Motorsport	ESP	Jaume Font	ESP			Porsche 991 Cup MY 2018	AM	3	26	51:33.829	2.117	1.365	175.2	5	1:55.340	180.8	
4	7	Teo Martin Motorsport	ESP	Marc De Fulgencio	ESP	<b>Thiago Vivacqua</b>	BRA	McLaren 570S	PROAM	1	26	51:34.788	3.076	0.959	175.2	5	1:54.611	181.9	
5	10	Baporo Motorsport	ESP	<b>Daniel Díaz-Varela</b>	ESP	Manel Cerqueda	AND	Audi R8 LMS	AM	4	26	51:37.549	5.837	2.761	175.0	22	1:53.638	183.5	
6	31	Selleslagh Racing Team	BEL	Lorenzo Bontempelli	ITA	<b>Luciano Linossi</b>	ITA	Mercedes AMG GT CUP	AM	5	26	51:59.235	27.523	21.686	173.8	6	1:55.356	180.7	
7	18	Teo Martin Motorsport	ESP	<b>Guillem Pujeu</b>	ESP	Faust Salom	ESP	McLaren 570S	PROAM	2	26	51:59.490	27.778	0.255	173.8	25	1:55.473	180.6	
8	32	Victor Colome/Three Sixty Racing Team	ESP	Fernando Fortes	BRA	<b>Guilherme Reischi</b>	BRA	Mercedes AMG GT CUP	AM	6	26	52:19.640	47.928	20.150	172.7	5	1:56.005	179.7	
9	19	Duell Race	ITA	Eugenio Pisani	ITA	<b>Stefano Bozzoni</b>	ITA	Porsche 991 Cup MY 2018	PROAM	3	25	52:00.821	1 Lap	1 Lap	167.0	19	1:54.097	182.7	
<b>Not classified: (Requirements: 75% of number laps of leader = 20 Laps)</b>																			
81		Tsunami RT	SMR	<b>Lino Curti</b>	ITA	Carlo Curti	ITA	Porsche 991 Cup MY 2018	PROAM	4	8	15:52.272	18 Laps	17 Laps	175.2	5	1:55.063	181.2	
12		Antonelli MotorSport	ITA	Glauco Solieri	ITA			Lamborghini Huracan Super Trofeo	AM	7	4	8:31.564	22 Laps	4 Laps	163.0	3	1:58.637	175.7	
6		Vincenzo Sospiri Racing	ITA	<b>Hans-Peter Koller</b>	CHE	Edoardo Liberati	ITA	Lamborghini Huracan Super Trofeo	PROAM	5									
2		Sports and You	PRT	<b>Marcio Basso</b>	BRA	José Pedro Fontes	PRT	Mercedes AMG GT CUP	PROAM	6									
4		Scuderia San Marino	SMR	Fulvio Maria Ballabio	MCO	<b>David Fumarelli</b>	CHE	Montecarlo/Tecno Alfa Romeo	PROAM	7									

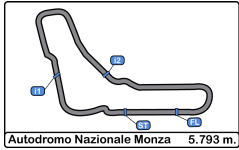
Fastest lap Díaz-Varela - Cerqueda in 1:53.638 at 183.5 Km/h in lap 22

Published at:.....

Track Temp: 21.3 °C Air Temp: 18.3 °C Humidity: 70 % Track Status: DRY

<b>Stewards:</b>	<b>Race Director:</b>	<b>Timekeeper:</b> 
------------------	-----------------------	--





**Autodromo Nazionale Monza**  
**GT Cup Open Europe**  
**Race - 1**  
**Provisional Results by Class**



Cls	Nº	Entrant/Team	Nat	Driver 1	Nat	Driver 2	Nat	Vehicle	Cat	Cl	Laps	Total Time	Gap	Interval	Km/h	Best	Time	Km/h	
<b>PROAM</b>																			
1	7	Teo Martin Motorsport	ESP	Marc De Fulgencio	ESP	<u>Thiago Vivacqua</u>	BRA	McLaren 570S	PROAM	1	26	<b>51:34.788</b>			175.2	5	1:54.611	181.9	
2	18	Teo Martin Motorsport	ESP	<u>Guillem Pujeu</u>	ESP	Faust Salom	ESP	McLaren 570S	PROAM	2	26	<b>51:59.490</b>	27.778	24.702	173.8	25	1:55.473	180.6	
3	19	Duell Race	ITA	Eugenio Pisani	ITA	<u>Stefano Bozzoni</u>	ITA	Porsche 991 Cup MY 2018	PROAM	3	25	<b>52:00.821</b>	1 Lap	1 Lap	167.0	19	1:54.097	182.7	
<b>Not classified: (Requirements: 75% of number laps of leader = 20 Laps)</b>																			
81		Tsunami RT	ITA	<u>Lino Curti</u>	ITA	Carlo Curti	ITA	Porsche 991 Cup MY 2018	PROAM	4	8	<b>15:52.272</b>	18 Laps	17 Laps	175.2	5	1:55.063	181.2	
6		Vincenzo Sospiri Racing	ITA	<u>Hans-Peter Koller</u>	CHE	Edoardo Liberati	ITA	Lamborghini Huracan Super Trofeo	PROAM	5									
2		Sports and You	PRT	<u>Marcio Basso</u>	BRA	José Pedro Fontes	PRT	Mercedes AMG GT CUP	PROAM	6									
4		Scuderia San Marino	SMR	Fulvio Maria Ballabio	SMR	<u>David Fumarelli</u>	CHE	Montecarlo/Tecno Alfa Romeo	PROAM	7									
<b>AM</b>																			
1	27	Vincenzo Sospiri Racing	ITA	<u>JP Mauro</u>	BRA	Rodolfo Toni	BRA	Lamborghini Huracan Super Trofeo	AM	1	26	<b>51:31.712</b>			175.3	13	1:54.338	182.3	
2	22	A.C.S. / PZ Oberer Zurichsee By TFT	CHE	Niki Leutwiler	CHE			Porsche 911 Cup MY 2018	AM	2	26	<b>51:32.464</b>	0.752	0.752	175.3	13	1:54.471	182.1	
3	13	Baporo Motorsport	ESP	Jaume Font	ESP			Porsche 991 Cup MY 2018	AM	3	26	<b>51:33.829</b>	2.117	1.365	175.2	5	1:55.340	180.8	
4	10	Baporo Motorsport	ESP	<u>Daniel Díaz-Varela</u>	ESP	Manel Cerqueda	AND	Audi R8 LMS	AM	4	26	<b>51:37.549</b>	5.837	3.720	175.0	22	1:53.638	183.5	
5	31	Selleslagh Racing Team	BEL	Lorenzo Bontempelli	ITA	<u>Luciano Linossi</u>	ITA	Mercedes AMG GT CUP	AM	5	26	<b>51:59.235</b>	27.523	21.686	173.8	6	1:55.356	180.7	
6	32	Victor Colome/Three Sixty Racing Team	ESP	Fernando Fortes	BRA	<u>Guilherme Reischi</u>	BRA	Mercedes AMG GT CUP	AM	6	26	<b>52:19.640</b>	47.928	20.405	172.7	5	1:56.005	179.7	
<b>Not classified: (Requirements: 75% of number laps of leader = 20 Laps)</b>																			
12		Antonelli MotorSport	ITA	Glauco Solieri	ITA			Lamborghini Huracan Super Trofeo	AM	7	4	<b>8:31.564</b>	22 Laps	22 Laps	163.0	3	1:58.637	175.7	


**Fastest lap Díaz-Varela - Cerqueda in 1:53.638 at 183.5 Km/h in lap 22**

Published at:.....

Track Temp: 21.3 °C    Air Temp: 18.3 °C    Humidity: 70 %    Track Status: DRY

<b>Stewards:</b>	<b>Race Director:</b>	<b>Timekeeper:</b>
------------------	-----------------------	--------------------






**Autodromo Nazionale Monza**  
**GT Cup Open Europe**  
**Race - 1**



**Provisional Classification by Driver Fastest Lap**

Cl	N°	Entrant/Team	Nat	Vehicle	Driver	Nat	Cat	Cl	Laps	Best	Time	Gap	Interval	Km/h
1	10	Baporo Motorsport	ESP	Audi R8 LMS	Manel Cerqueda	AND	AM	1	14	10	1:53.638			183.5
2	19	Duell Race	ITA	Porsche 991 Cup MY 2018	Eugenio Pisani	ITA	PROAM	1	14	8	1:54.097	0.459	0.459	182.7
3	27	Vincenzo Sospiri Racing	ITA	Lamborghini Huracan Super Trofeo	JP Mauro	BRA	AM	2	14	13	1:54.338	0.700	0.241	182.3
4	22	A.C.S. / PZ Oberer Zurichsee By TFT	CHE	Porsche 911 Cup MY 2018	Niki Leutwiler	CHE	AM	3	26	13	1:54.471	0.833	0.133	182.1
5	7	Teo Martin Motorsport	ESP	McLaren 570S	Thiago Vivacqua	BRA	PROAM	2	11	5	1:54.611	0.973	0.140	181.9
6	7	Teo Martin Motorsport	ESP	McLaren 570S	Marc De Fulgencio	ESP	PROAM	3	15	9	1:54.900	1.262	0.289	181.5
7	10	Baporo Motorsport	ESP	Audi R8 LMS	Daniel Díaz-Varela	ESP	AM	4	12	7	1:55.018	1.380	0.118	181.3
8	81	Tsunami RT	SMR	Porsche 991 Cup MY 2018	Lino Curti	ITA	PROAM	4	8	5	1:55.063	1.425	0.045	181.2
9	13	Baporo Motorsport	ESP	Porsche 991 Cup MY 2018	Jaume Font	ESP	AM	5	26	5	1:55.340	1.702	0.277	180.8
10	31	Selleslagh Racing Team	BEL	Mercedes AMG GT CUP	Luciano Linossi	ITA	AM	6	12	6	1:55.356	1.718	0.016	180.7
11	18	Teo Martin Motorsport	ESP	McLaren 570S	Faust Salom	ESP	PROAM	5	15	14	1:55.473	1.835	0.117	180.6
12	27	Vincenzo Sospiri Racing	ITA	Lamborghini Huracan Super Trofeo	Rodolfo Toni	BRA	AM	7	12	11	1:55.861	2.223	0.388	179.9
13	18	Teo Martin Motorsport	ESP	McLaren 570S	Guillem Pujeu	ESP	PROAM	6	11	4	1:55.937	2.299	0.076	179.8
14	32	Victor Colome/Three Sixty Racing Team	ESP	Mercedes AMG GT CUP	Guilherme Reischi	BRA	AM	8	13	5	1:56.005	2.367	0.068	179.7
15	19	Duell Race	ITA	Porsche 991 Cup MY 2018	Stefano Bozzoni	ITA	PROAM	7	11	4	1:56.113	2.475	0.108	179.6
16	31	Selleslagh Racing Team	BEL	Mercedes AMG GT CUP	Lorenzo Bontempelli	ITA	AM	9	14	6	1:56.117	2.479	0.004	179.6
17	32	Victor Colome/Three Sixty Racing Team	ESP	Mercedes AMG GT CUP	Fernando Fortes	BRA	AM	10	13	5	1:56.328	2.690	0.211	179.2
18	12	Antonelli MotorSport	ITA	Lamborghini Huracan Super Trofeo	Glauco Solieri	ITA	AM	11	4	3	1:58.637	4.999	2.309	175.7




**Autodromo Nazionale Monza**  
**GT Cup Open Europe**  
**Race - 1**  
**Distance and Speed Average**



Cls	Nº	Entrant/Team	Nat	Driver 1	Nat	Driver 2	Nat	Vehicle	Cat	Cls	Laps	Distance	Total Time	Km/h
1	27	Vincenzo Sospiri Racing	ITA	<u>JP Mauro</u>	BRA	Rodolfo Toni	BRA	Lamborghini Huracan Super Trofeo Evo	AM	1	26	150.61	51:31.712	175.3
2	22	A.C.S. / PZ Oberer Zurichsee By TFT	CHE	Niki Leutwiler	CHE			Porsche 911 Cup MY 2018	AM	2	26	150.61	51:32.464	175.3
3	13	Baporo Motorsport	ESP	Jaume Font	ESP			Porsche 991 Cup MY 2018	AM	3	26	150.61	51:33.829	175.2
4	7	Teo Martin Motorsport	ESP	Marc De Fulgencio	ESP	<u>Thiago Vivacqua</u>	BRA	McLaren 570S	PROAM	1	26	150.61	51:34.788	175.2
5	10	Baporo Motorsport	ESP	<u>Daniel Díaz-Varela</u>	ESP	Manel Cerqueda	AND	Audi R8 LMS	AM	4	26	150.61	51:37.549	175.0
6	31	Selleslagh Racing Team	BEL	Lorenzo Bontempelli	ITA	<u>Luciano Linossi</u>	ITA	Mercedes AMG GT CUP	AM	5	26	150.61	51:59.235	173.8
7	18	Teo Martin Motorsport	ESP	<u>Guillem Pujeu</u>	ESP	Faust Salom	ESP	McLaren 570S	PROAM	2	26	150.61	51:59.490	173.8
8	32	Victor Colome/Three Sixty Racing Team	ESP	Fernando Fortes	BRA	<u>Guilherme Reischi</u>	BRA	Mercedes AMG GT CUP	AM	6	26	150.61	52:19.640	172.7
9	19	Duell Race	ITA	Eugenio Pisani	ITA	<u>Stefano Bozzoni</u>	ITA	Porsche 991 Cup MY 2018	PROAM	3	25	144.82	52:00.821	167.0
<b>Not classified: (Requirements: 75% of number laps of leader = 20 Laps)</b>														
81		Tsunami RT	SMR	<u>Lino Curti</u>	ITA	Carlo Curti	ITA	Porsche 991 Cup MY 2018	PROAM	4	8	46.34	15:52.272	175.2
12		Antonelli MotorSport	ITA	Glauco Solieri	ITA			Lamborghini Huracan Super Trofeo Evo	AM	7	4	23.17	8:31.564	163.0
6		Vincenzo Sospiri Racing	ITA	<u>Hans-Peter Koller</u>	CHE	Edoardo Liberati	ITA	Lamborghini Huracan Super Trofeo Evo	PROAM	5				
2		Sports and You	PRT	<u>Marcio Basso</u>	BRA	José Pedro Fontes	PRT	Mercedes AMG GT CUP	PROAM	6				
4		Scuderia San Marino	SMR	Fulvio Maria Ballabio	MCO	<u>David Fumarelli</u>	CHE	Montecarlo/Tecno Alfa Romeo "Nanni Galli"	PROAM	7				






**Autodromo Nazionale Monza**  
**GT Cup Open Europe**  
**Race - 1**  
**Lap Analysis**



2							10																						
1		Marcio Basso			Mercedes AMG GT CUP		1		Daniel Díaz-Varela			Audi R8 LMS																	
PROAM		2 José Pedro Fontes			Sports and You		AM		2 Manel Cerqueda			Baporo Motorsport																	
Lap	D	Time	Sector 1	Sector 2	Sector 3	T. Spd	Elapsed	Lap	D	Time	Sector 1	Sector 2	Sector 3	T. Spd	Elapsed														
6							1																						
1		Hans-Peter Koller			Lamborghini Huracan Super Trofeo Evo		1		2:07.897			45.012		41.976		40.909		210.1		2:07.897									
PROAM		2 Edoardo Liberati			Vincenzo Sospiri Racing		2		1:56.979			36.297		40.271		40.411		241.0		4:04.876									
Lap	D	Time	Sector 1	Sector 2	Sector 3	T. Spd	Elapsed	Lap	D	Time	Sector 1	Sector 2	Sector 3	T. Spd	Elapsed														
7							1																						
1		Marc De Fulgencio			McLaren 570S		3		1:55.891			35.939		39.590		40.362		250.0		6:00.767									
PROAM		2 Thiago Vivacqua			Teo Martin Motorsport		4		1:55.370			35.780		39.492		40.098		253.5		7:56.137									
Lap	D	Time	Sector 1	Sector 2	Sector 3	T. Spd	Elapsed	Lap	D	Time	Sector 1	Sector 2	Sector 3	T. Spd	Elapsed														
1	2	2:04.941	44.578	40.121	40.242	214.7	2:04.941	5	1	1:55.174	35.799	39.457	39.918	253.5	9:51.311														
2	2	1:56.409	36.012	40.255	40.142	241.6	4:01.350	6	1	1:55.258	35.727	39.476	40.055	256.5	11:46.569														
3	2	1:56.070	35.797	40.039	40.234	254.1	5:57.420	7	1	1:55.018	35.778	39.242	39.998	259.6	13:41.587														
4	2	1:54.758	35.566	39.383	39.809	260.2	7:52.178	8	1	1:55.721	35.691	39.945	40.085	258.3	15:37.308														
5	2	1:54.611	35.767	39.065	39.779	251.1	9:46.789	9	1	1:55.161	35.714	39.422	40.025	253.5	17:32.469														
6	2	1:54.919	35.768	39.286	39.865	252.3	11:41.708	10	1	1:55.479	35.672	39.932	39.875	254.1	19:27.948														
7	2	1:54.867	35.817	39.225	39.825	253.5	13:36.575	11	1	1:55.025	35.793	39.546	39.686	258.3	21:22.973														
8	2	1:54.820	35.595	39.438	39.787	252.3	15:31.395	12	1	2:02.858 P	36.583	40.013	46.262	262.7	23:25.831														
9	2	1:55.294	35.813	39.393	40.088	250.5	17:26.689	13	2	3:21.609	2:02.006	39.620	39.983	202.6	26:47.440														
10	2	1:55.650	36.047	39.700	39.903	251.7	19:22.339	14	2	1:54.890	36.032	39.226	39.632	252.9	28:42.330														
11	2	2:02.109 P	35.805	39.368	46.936	255.3	21:24.448	15	2	1:54.459	35.719	39.027	39.713	257.7	30:36.789														
12	1	3:10.337	1:48.539	40.449	41.349	200.0	24:34.785	16	2	1:56.592	36.665	39.663	40.264	272.0	32:33.381														
13	1	1:56.746	36.250	39.963	40.533	252.9	26:31.531	17	2	1:54.528	36.022	38.956	39.550	249.4	34:27.909														
14	1	1:55.864	36.063	39.445	40.356	248.8	28:27.395	18	2	1:54.026	35.757	38.791	39.478	251.1	36:21.935														
15	1	1:55.823	36.003	39.554	40.266	251.7	30:23.218	19	2	1:54.401	36.036	38.885	39.480	254.7	38:16.336														
16	1	1:55.303	35.699	39.365	40.239	257.7	32:18.521	20	2	1:53.724	35.672	38.651	39.401	251.7	40:10.060														
17	1	1:55.166	35.739	39.412	40.015	258.9	34:13.687	21	2	1:53.745	35.664	38.717	39.364	254.7	42:03.805														
18	1	1:55.811	35.751	40.160	39.900	255.9	36:09.498	22	2	1:53.638	35.322	38.845	39.471	263.4	43:57.443														
19	1	1:55.135	35.756	39.341	40.038	257.1	38:04.633	23	2	1:54.025	35.538	39.059	39.428	264.0	45:51.468														
20	1	1:54.900	35.570	39.360	39.970	261.5	39:59.533	24	2	1:55.906	36.442	39.934	39.530	262.7	47:47.374														
21	1	1:55.262	35.653	39.473	40.136	261.5	41:54.795	25	2	1:53.916	35.600	38.868	39.448	256.5	49:41.290														
22	1	1:55.594	35.664	39.876	40.054	264.0	43:50.389	26	2	1:56.259	36.268	40.313	39.678	262.1	51:37.549														
23	1	1:55.718	35.778	39.791	40.149	258.3	45:46.107	12							1		Glauco Solieri			Lamborghini Huracan Super Trofeo Evo									
24	1	1:56.283	35.941	39.933	40.409	260.8	47:42.390	AM		2		Antonelli MotorSport			1		2:10.850			48.375		40.790		41.685		208.4		2:10.850	
25	1	1:56.622	36.231	40.152	40.239	242.6	49:39.012	Lap		D		Time			Sector 1			Sector 2			Sector 3			T. Spd			Elapsed		
26	1	1:55.776	35.934	39.513	40.329	250.0	51:34.788	1		1:59.184			37.328			40.993			40.863			229.7			4:10.034				
								3		1:58.637			36.932			40.389			41.316			232.7			6:08.671				
								4		2:22.893 P			38.825			44.734			59.334			254.7			8:31.564				





**Autodromo Nazionale Monza**  
**GT Cup Open Europe**  
**Race - 1**  
**Lap Analysis**



**13**

1 Jaime Font

Porsche 991 Cup MY 2018

**18**

1 Guillem Pujeu

McLaren 570S

AM

2

Baporo Motorsport

PROAM

2 Faust Salom

Teo Martin Motorsport

Lap	D	Time	Sector 1	Sector 2	Sector 3	T. Spd	Elapsed	Lap	D	Time	Sector 1	Sector 2	Sector 3	T. Spd	Elapsed
1		2:05.553	45.019	40.260	40.274	232.7	2:05.553	1	1	2:10.509	49.016	40.467	41.026	205.3	2:10.509
2		1:56.252	36.748	39.590	39.914	243.7	4:01.805	2	1	1:58.292	36.972	40.053	41.267	242.1	4:08.801
3		1:55.882	36.608	39.433	39.841	257.1	5:57.687	3	1	1:56.624	36.291	39.663	40.670	237.8	6:05.425
4		1:55.395	36.356	39.236	39.803	260.8	7:53.082	4	1	1:55.937	36.016	39.775	40.146	241.6	8:01.362
5		1:55.340	36.342	39.144	39.854	264.7	9:48.422	5	1	1:57.509	35.981	41.331	40.197	236.3	9:58.871
6		1:55.443	36.352	39.277	39.814	262.7	11:43.865	6	1	1:56.655	36.453	40.420	39.782	241.0	11:55.526
7		1:55.562	36.405	39.371	39.786	260.2	13:39.427	7	1	1:57.965	37.338	40.590	40.037	250.0	13:53.491
8		1:56.196	36.275	40.160	39.761	265.3	15:35.623	8	1	1:56.651	36.443	39.649	40.559	226.8	15:50.142
9		1:55.828	36.495	39.275	40.058	262.1	17:31.451	9	1	1:58.429	37.361	40.566	40.502	227.3	17:48.571
10		1:55.527	36.485	39.400	39.642	262.7	19:26.978	10	1	1:56.863	36.347	39.920	40.596	228.3	19:45.434
11		1:55.549	36.362	39.376	39.811	264.0	21:22.527	11	1	2:02.531 P	36.227	39.666	46.638	233.7	21:47.965
12		1:56.324	36.818	39.283	40.223	255.3	23:18.851	12	2	3:07.339	1:46.597	40.184	40.558	200.0	24:55.304
13		2:01.797 P	36.617	39.652	45.528	261.5	25:20.648	13	2	1:56.286	36.305	39.661	40.320	229.2	26:51.590
14		3:00.541	1:41.418	39.351	39.772	200.0	28:21.189	14	2	1:56.169	35.987	39.808	40.374	248.8	28:47.759
15		1:56.014	36.879	39.305	39.830	251.7	30:17.203	15	2	1:55.878	35.940	39.595	40.343	252.3	30:43.637
16		1:55.776	36.614	39.384	39.778	261.5	32:12.979	16	2	1:56.566	36.217	40.034	40.315	242.6	32:40.203
17		1:55.810	36.560	39.388	39.862	258.3	34:08.789	17	2	1:56.429	35.935	40.058	40.436	238.9	34:36.632
18		1:56.258	36.513	39.507	40.238	256.5	36:05.047	18	2	1:55.570	35.794	39.783	39.993	243.2	36:32.202
19		1:55.877	36.739	39.200	39.938	255.3	38:00.924	19	2	1:55.968	35.740	40.126	40.102	261.5	38:28.170
20		1:56.451	36.972	39.482	39.997	253.5	39:57.375	20	2	1:55.977	36.116	39.810	40.051	246.0	40:24.147
21		1:56.010	36.668	39.632	39.710	255.3	41:53.385	21	2	1:55.544	35.814	39.513	40.217	252.9	42:19.691
22		1:55.938	36.386	39.624	39.928	260.2	43:49.323	22	2	1:56.268	36.197	39.611	40.460	251.1	44:15.959
23		1:56.132	36.379	39.561	40.192	262.7	45:45.455	23	2	1:55.915	35.895	39.613	40.407	256.5	46:11.874
24		1:55.973	36.509	39.578	39.886	262.7	47:41.428	24	2	1:56.552	35.834	40.329	40.389	251.7	48:08.426
25		1:55.785	36.276	39.479	40.030	262.7	49:37.213	25	2	1:55.473	35.734	39.508	40.231	252.3	50:03.899
26		1:56.616	36.629	40.079	39.908	253.5	51:33.829	26	2	1:55.591	35.500	40.000	40.091	255.3	51:59.490

**19**

1 Eugenio Pisani

Porsche 991 Cup MY 2018


PROAM

2 Stefano Bozzoni

Duell Race

Lap	D	Time	Sector 1	Sector 2	Sector 3	T. Spd	Elapsed
1	2	2:09.857	47.043	41.326	41.488	224.0	2:09.857
2	2	1:58.563	37.167	40.096	41.300	254.1	4:08.420
3	2	1:56.500	36.139	39.846	40.515	244.3	6:04.920
4	2	1:56.113	36.027	39.718	40.368	251.1	8:01.033
5	2	1:56.566	36.181	39.717	40.668	249.4	9:57.599
6	2	1:57.352	36.107	40.296	40.949	258.9	11:54.951
7	2	1:57.624	36.219	40.396	41.009	252.3	13:52.575
8	2	1:57.696	36.416	39.972	41.308	252.3	15:50.271
9	2	3:05.278	36.673	1:45.373	43.232	251.1	18:55.549
10	2	2:00.206	37.361	40.755	42.090	234.7	20:55.755
11	2	2:09.260 P	37.210	40.786	51.264	208.8	23:05.015
12	1	3:03.661	1:43.827	39.551	40.283	206.1	26:08.676
13	1	1:55.907	36.388	39.570	39.949	265.3	28:04.583
14	1	1:55.522	36.295	39.212	40.015	260.2	30:00.105
15	1	1:54.995	35.900	39.132	39.963	267.9	31:55.100
16	1	1:57.547	37.949	39.643	39.955	271.3	33:52.647
17	1	1:55.070	36.161	39.128	39.781	251.7	35:47.717
18	1	1:54.436	35.964	38.861	39.611	266.0	37:42.153
19	1	1:54.097	35.784	38.882	39.431	266.6	39:36.250
20	1	1:54.448	36.005	38.939	39.504	265.3	41:30.698
21	1	1:54.238	35.953	38.845	39.440	264.7	43:24.936
22	1	1:54.907	35.687	38.897	40.323	270.6	45:19.843
23	1	1:54.351	35.895	38.884	39.572	264.0	47:14.194
24	1	1:59.410	35.796	40.670	42.944	268.6	49:13.604
25	1	2:47.217	46.635	1:01.056	59.526	170.8	52:00.821





**Autodromo Nazionale Monza**  
**GT Cup Open Europe**  
**Race - 1**  
**Lap Analysis**



22							27								
1 Niki Leutwiler							1 JP Mauro								
Porsche 911 Cup MY 2018							Lamborghini Huracan Super Trofeo Evo								
A.C.S. / PZ Oberer Zurichsee By TFT							Vincenzo Sospiri Racing								
AM 2							AM 2 Rodolfo Toni								
Lap	D	Time	Sector 1	Sector 2	Sector 3	T. Spd	Elapsed	Lap	D	Time	Sector 1	Sector 2	Sector 3	T. Spd	Elapsed
1	1	2:02.725	42.801	40.096	39.828	231.2	2:02.725	1	1	2:03.707	43.048	40.584	40.075	230.2	2:03.707
2	1	1:57.342	37.292	40.304	39.746	236.3	4:00.067	2	1	1:56.927	36.412	40.482	40.033	258.3	4:00.634
3	1	1:55.566	36.573	39.495	39.498	264.0	5:55.633	3	1	1:55.976	36.223	39.964	39.789	264.7	5:56.610
4	1	1:54.758	36.228	39.088	39.442	267.3	7:50.391	4	1	1:54.610	36.071	39.138	39.401	265.3	7:51.220
5	1	1:54.730	36.046	39.016	39.668	267.3	9:45.121	5	1	1:54.773	36.130	38.992	39.651	265.3	9:45.993
6	1	1:54.862	36.131	39.023	39.708	262.1	11:39.983	6	1	1:54.711	36.139	39.022	39.550	265.3	11:40.704
7	1	1:54.777	36.212	39.110	39.455	258.9	13:34.760	7	1	1:54.684	36.210	38.997	39.477	266.0	13:35.388
8	1	1:54.474	36.021	39.152	39.301	267.3	15:29.234	8	1	1:54.487	36.119	39.040	39.328	262.1	15:29.875
9	1	1:54.666	35.993	38.984	39.689	266.6	17:23.900	9	1	1:54.478	36.072	39.045	39.361	263.4	17:24.353
10	1	1:55.280	36.124	39.391	39.765	262.7	19:19.180	10	1	1:55.210	36.520	39.117	39.573	249.4	19:19.563
11	1	1:55.410	36.453	39.115	39.842	262.7	21:14.590	11	1	1:55.196	36.578	38.981	39.637	265.3	21:14.759
12	1	1:55.417	36.897	39.227	39.293	261.5	23:10.007	12	1	1:54.525	36.428	38.882	39.215	263.4	23:09.284
13	1	1:54.471	36.131	38.904	39.436	257.1	25:04.478	13	1	1:54.338	36.283	38.880	39.175	262.7	25:03.622
14	1	2:00.459 P	36.015	39.087	45.357	267.3	27:04.937	14	1	1:59.844 P	36.108	38.830	44.906	260.8	27:03.466
15	1	3:22.589	2:01.436	41.428	39.725	200.3	30:27.526	15	2	3:04.179	1:43.017	40.653	40.509	200.7	30:07.645
16	1	1:55.200	36.060	39.809	39.331	262.7	32:22.726	16	2	1:57.106	36.444	40.094	40.568	257.7	32:04.751
17	1	1:54.685	35.916	39.191	39.578	268.6	34:17.411	17	2	1:57.019	36.448	39.884	40.687	263.4	34:01.770
18	1	1:54.550	35.847	39.087	39.616	267.3	36:11.961	18	2	1:57.272	36.770	40.023	40.479	263.4	35:59.042
19	1	1:54.647	36.048	38.943	39.656	265.3	38:06.608	19	2	1:58.002	36.560	40.373	41.069	264.0	37:57.044
20	1	1:54.549	36.063	39.025	39.461	262.7	40:01.157	20	2	1:56.739	36.605	39.663	40.471	263.4	39:53.783
21	1	1:54.582	35.898	39.147	39.537	266.6	41:55.739	21	2	1:56.528	36.426	39.716	40.386	264.7	41:50.311
22	1	1:54.860	35.877	39.319	39.664	267.9	43:50.599	22	2	1:56.082	36.409	39.631	40.042	264.0	43:46.393
23	1	1:55.623	36.447	39.479	39.697	262.7	45:46.222	23	2	1:56.741	36.414	40.015	40.312	264.7	45:43.134
24	1	1:56.020	36.334	39.828	39.858	258.9	47:42.242	24	2	1:55.945	36.243	39.640	40.062	264.0	47:39.079
25	1	1:55.212	36.279	39.451	39.482	260.8	49:37.454	25	2	1:55.861	36.018	39.622	40.221	262.7	49:34.940
26	1	1:55.010	36.220	39.209	39.581	270.0	51:32.464	26	2	1:56.772	36.332	40.171	40.269	264.7	51:31.712





**Autodromo Nazionale Monza**  
**GT Cup Open Europe**  
**Race - 1**  
**Lap Analysis**



**31** 1 Lorenzo Bontempelli Mercedes AMG GT CUP

Lap	D	Time	Sector 1	Sector 2	Sector 3	T. Spd	Elapsed
1	2	2:08.517	46.591	41.034	40.892	215.1	2:08.517
2	2	1:56.693	36.467	39.755	40.471	252.3	4:05.210
3	2	1:55.916	36.380	39.523	40.013	258.9	6:01.126
4	2	1:55.375	36.127	39.536	39.712	259.6	7:56.501
5	2	1:55.380	36.224	39.304	39.852	255.3	9:51.881
6	2	1:55.356	35.917	39.438	40.001	262.7	11:47.237
7	2	1:55.520	36.136	39.220	40.164	259.6	13:42.757
8	2	1:58.886	36.232	40.035	42.619	254.1	15:41.643
9	2	1:57.389	36.346	39.950	41.093	256.5	17:39.032
10	2	1:56.216	36.241	39.767	40.208	262.7	19:35.248
11	2	1:56.350	36.299	39.647	40.404	262.7	21:31.598
12	2	2:03.620 P	36.465	39.748	47.407	262.1	23:35.218
13	1	3:07.254	1:46.776	40.317	40.161	200.3	26:42.472
14	1	1:57.044	36.920	39.638	40.486	251.1	28:39.516
15	1	1:56.727	36.531	39.807	40.389	260.8	30:36.243
16	1	1:57.390	36.963	39.730	40.697	264.0	32:33.633
17	1	1:56.916	36.557	39.957	40.402	244.3	34:30.549
18	1	1:56.117	36.241	39.716	40.160	259.6	36:26.666
19	1	1:56.199	36.398	39.503	40.298	265.3	38:22.865
20	1	1:56.293	36.512	39.636	40.145	257.7	40:19.158
21	1	1:56.977	36.436	40.030	40.511	258.3	42:16.135
22	1	1:56.418	36.541	39.757	40.120	255.9	44:12.553
23	1	1:56.785	36.475	39.752	40.558	260.2	46:09.338
24	1	1:56.873	36.536	39.894	40.443	257.7	48:06.211
25	1	1:56.364	36.461	39.638	40.265	259.6	50:02.575
26	1	1:56.660	36.472	39.734	40.454	262.1	51:59.235

**32** 1 Fernando Fortes Mercedes AMG GT CUP

Lap	D	Time	Sector 1	Sector 2	Sector 3	T. Spd	Elapsed
1	2	2:08.752	46.347	41.120	41.285	218.6	2:08.752
2	2	1:58.381	37.559	40.439	40.383	253.5	4:07.133
3	2	1:56.419	36.476	39.862	40.081	259.6	6:03.552
4	2	1:56.640	36.339	39.758	40.543	265.3	8:00.192
5	2	1:56.005	36.361	39.826	39.818	264.0	9:56.197
6	2	1:56.631	36.670	39.898	40.063	268.6	11:52.828
7	2	1:56.394	36.315	39.963	40.116	259.6	13:49.222
8	2	1:57.272	36.947	39.953	40.372	267.9	15:46.494
9	2	1:57.559	36.405	40.361	40.793	257.1	17:44.053
10	2	1:56.754	36.333	40.077	40.344	262.7	19:40.807
11	2	1:56.866	36.596	39.946	40.324	252.3	21:37.673
12	2	1:57.026	36.435	40.029	40.562	257.1	23:34.699
13	2	2:06.265 P	36.735	40.603	48.927	260.2	25:40.964
14	1	3:15.302	1:52.600	41.547	41.155	200.3	28:56.266
15	1	1:57.910	37.178	40.358	40.374	234.2	30:54.176
16	1	1:56.331	36.271	39.808	40.252	264.7	32:50.507
17	1	1:56.906	36.588	39.994	40.324	257.1	34:47.413
18	1	1:56.328	36.195	39.898	40.235	265.3	36:43.741
19	1	1:56.844	36.678	39.915	40.251	241.0	38:40.585
20	1	1:56.816	36.447	39.906	40.463	254.7	40:37.401
21	1	1:56.804	36.598	40.008	40.198	255.9	42:34.205
22	1	1:56.769	36.477	39.830	40.462	260.8	44:30.974
23	1	1:56.929	36.858	39.936	40.135	267.9	46:27.903
24	1	1:56.354	36.317	39.721	40.316	251.7	48:24.257
25	1	1:56.394	36.274	39.777	40.343	256.5	50:20.651
26	1	1:58.989	36.544	39.777	42.668	250.0	52:19.640

**81** 1 Lino Curti Porsche 991 Cup MY 2018

Lap	D	Time	Sector 1	Sector 2	Sector 3	T. Spd	Elapsed
1	1	2:07.441	45.257	41.784	40.400	231.7	2:07.441
2	1	1:55.726	36.577	39.379	39.770	262.7	4:03.167
3	1	1:55.617	36.405	39.287	39.925	264.7	5:58.784
4	1	1:55.117	36.364	39.121	39.632	264.7	7:53.901
5	1	1:55.063	36.042	39.469	39.552	266.6	9:48.964
6	1	1:55.168	36.172	39.363	39.633	264.0	11:44.132
7	1	1:55.588	36.347	39.504	39.737	244.3	13:39.720
8	1	2:12.552 P	36.148	41.421	54.983	261.5	15:52.272







**Autodromo Nazionale Monza**  
**GT Cup Open Europe**  
**Race - 1**  
**Analysis by Lap**



Autodromo Nazionale Monza 5.793 m.

Num	Lap Time	Gap
<b>Lap 1</b>		
22	2:02.725	
27	2:03.707	00.982
7	2:04.941	02.216
13	2:05.553	02.828
81	2:07.441	04.716
10	2:07.897	05.172
31	2:08.517	05.792
32	2:08.752	06.027
19	2:09.857	07.132
18	2:10.509	07.784
12	2:10.850	08.125

Num	Lap Time	Gap
<b>Lap 2</b>		
22	1:57.342	
27	1:56.927	00.567
7	1:56.409	01.283
13	1:56.252	01.738
81	1:55.726	03.100
10	1:56.979	04.809
31	1:56.693	05.143
32	1:58.381	07.066
19	1:58.563	08.353
18	1:58.292	08.734
12	1:59.184	09.967

Num	Lap Time	Gap
<b>Lap 3</b>		
22	1:55.566	
27	1:55.976	00.977
7	1:56.070	01.787
13	1:55.882	02.054
81	1:55.617	03.151
10	1:55.891	05.134
31	1:55.916	05.493
32	1:56.419	07.919
19	1:56.500	09.287
18	1:56.624	09.792
12	1:58.637	13.038

Num	Lap Time	Gap
<b>Lap 4</b>		
22	1:54.758	
27	1:54.610	00.829
7	1:54.758	01.787
13	1:55.395	02.691
81	1:55.117	03.510
10	1:55.370	05.746
31	1:55.375	06.110
32	1:56.640	09.801
19	1:56.113	10.642
18	1:55.937	10.971
12	2:22.893	41.173

Num	Lap Time	Gap
<b>Lap 5</b>		
22	1:54.730	
27	1:54.773	00.872
7	1:54.611	01.668
13	1:55.340	03.301
81	1:55.063	03.843
10	1:55.174	06.190
31	1:55.380	06.760
32	1:56.005	11.076
19	1:56.566	12.478
18	1:57.509	13.750

Num	Lap Time	Gap
<b>Lap 6</b>		
22	1:54.862	
27	1:54.711	00.721
7	1:54.919	01.725
13	1:55.443	03.882
81	1:55.168	04.149
10	1:55.258	06.586
31	1:55.356	07.254
32	1:56.631	12.845
19	1:57.352	14.968
18	1:56.655	15.543

Num	Lap Time	Gap
<b>Lap 7</b>		
22	1:54.777	
27	1:54.684	00.628

Num	Lap Time	Gap
<b>Lap 8</b>		
7	1:54.867	01.815
13	1:55.562	04.667
81	1:55.588	04.960
10	1:55.018	06.827
31	1:55.520	07.997
32	1:56.394	14.462
19	1:57.624	17.815
18	1:57.965	18.731

Num	Lap Time	Gap
<b>Lap 9</b>		
22	1:54.474	
27	1:54.487	00.641
7	1:54.820	02.161
13	1:56.196	06.389
10	1:55.721	08.074
31	1:58.886	12.409
32	1:57.272	17.260
18	1:56.651	20.908
19	1:57.696	21.037
81	2:12.552	23.038

Num	Lap Time	Gap
<b>Lap 10</b>		
22	1:55.280	
27	1:55.210	00.383
7	1:55.650	03.159
13	1:55.527	07.798
10	1:55.479	08.768
31	1:56.216	16.068
32	1:56.754	21.627

Num	Lap Time	Gap
<b>Lap 11</b>		
22	1:55.410	
27	1:55.196	00.169
13	1:55.549	07.937
10	1:55.025	08.383
7	2:02.109	09.858
31	1:56.350	17.008
32	1:56.866	23.083
18	2:02.531	33.375
19	2:09.260	1:50.425

Num	Lap Time	Gap
<b>Lap 12</b>		
27	1:54.525	
22	1:55.417	00.723
13	1:56.324	09.567
10	2:02.858	16.547
32	1:57.026	25.415
31	2:03.620	25.934
7	3:10.337	1:25.501
18	3:07.339	1:46.020

Num	Lap Time	Gap
<b>Lap 13</b>		
27	1:54.338	
22	1:54.471	00.856
13	2:01.797	17.026
32	2:06.265	37.342
19	3:03.661	1 Lap
7	1:56.746	1:27.909
31	3:07.254	1:38.850
10	3:21.609	1:43.818
18	1:56.286	1:47.968

Num	Lap Time	Gap
<b>Lap 14</b>		
27	1:59.844	
22	2:00.459	01.471
19	1:55.907	1 Lap
13	3:00.541	1:17.723

Num	Lap Time	Gap
<b>Lap 15</b>		
27	3:04.179	
13	1:56.014	09.558
7	1:55.823	15.573
22	3:22.589	19.881
31	1:56.727	28.598
10	1:54.459	29.144
18	1:55.878	35.992
32	1:57.910	46.531
19	1:54.995	1:47.455

Num	Lap Time	Gap
<b>Lap 16</b>		
27	1:57.106	
13	1:55.776	08.228
7	1:55.303	13.770
22	1:55.200	17.975
10	1:56.592	28.630
31	1:57.390	28.882
18	1:56.566	35.452
32	1:56.331	45.756
19	1:57.547	1:47.896


Num	Lap Time	Gap
<b>Lap 17</b>		
27	1:57.019	
13	1:55.810	07.019
7	1:55.166	11.917
22	1:54.685	15.641
10	1:54.528	26.139
31	1:56.916	28.779
18	1:56.429	34.862
32	1:56.906	45.643
19	1:55.070	1:45.947

Num	Lap Time	Gap
<b>Lap 18</b>		
7	1:55.864	1:23.929
31	1:57.044	1:36.050
10	1:54.890	1:38.864
18	1:56.169	1:44.293
32	3:15.302	1:52.800
19	1:55.522	2:56.639

Num	Lap Time	Gap
<b>Lap 19</b>		
18	1:56.863	26.254
19	2:00.206	1:36.575

Num	Lap Time	Gap
<b>Lap 20</b>		
18	1:56.863	26.254
19	2:00.206	1:36.575





Autodromo Nazionale Monza  
GT Cup Open Europe  
Race - 1



Analysis by Lap

Num	Lap Time	Gap
-----	----------	-----

**Lap 18**

27	1:57.272	
13	1:56.258	06.005
7	1:55.811	10.456
22	1:54.550	12.919
10	1:54.026	22.893
31	1:56.117	27.624
18	1:55.570	33.160
32	1:56.328	44.699
19	1:54.436	1:43.111

Num	Lap Time	Gap
-----	----------	-----

**Lap 19**

27	1:58.002	
13	1:55.877	03.880
7	1:55.135	07.589
22	1:54.647	09.564
10	1:54.401	19.292
31	1:56.199	25.821
18	1:55.968	31.126
32	1:56.844	43.541
19	1:54.097	1:39.206

Num	Lap Time	Gap
-----	----------	-----

**Lap 20**

27	1:56.739	
13	1:56.451	03.592
7	1:54.900	05.750
22	1:54.549	07.374
10	1:53.724	16.277
31	1:56.293	25.375
18	1:55.977	30.364
32	1:56.816	43.618
19	1:54.448	1:36.915

Num	Lap Time	Gap
-----	----------	-----

**Lap 21**

27	1:56.528	
13	1:56.010	03.074
7	1:55.262	04.484
22	1:54.582	05.428
10	1:53.745	13.494
31	1:56.977	25.824

Num	Lap Time	Gap
-----	----------	-----

**Lap 22**

18	1:55.544	29.380
32	1:56.804	43.894
19	1:54.238	1:34.625
27	1:56.082	
13	1:55.938	02.930
7	1:55.594	03.996
22	1:54.860	04.206
10	1:53.638	11.050
31	1:56.418	26.160
18	1:56.268	29.566
32	1:56.769	44.581
19	1:54.907	1:33.450

Num	Lap Time	Gap
-----	----------	-----

**Lap 23**

27	1:56.741	
13	1:56.132	02.321
7	1:55.718	02.973
22	1:55.623	03.088
10	1:54.025	08.334
31	1:56.785	26.204
18	1:55.915	28.740
32	1:56.929	44.769
19	1:54.351	1:31.060

Num	Lap Time	Gap
-----	----------	-----

**Lap 24**

27	1:55.945	
13	1:55.973	02.349
22	1:56.020	03.163
7	1:56.283	03.311
10	1:55.906	08.295
31	1:56.873	27.132
18	1:56.552	29.347
32	1:56.354	45.178
19	1:59.410	1:34.525

Num	Lap Time	Gap
-----	----------	-----

**Lap 25**

27	1:55.861	
13	1:55.785	02.273

Num	Lap Time	Gap
-----	----------	-----

**Lap 26**


22	1:55.212	02.514
7	1:56.622	04.072
10	1:53.916	06.350
31	1:56.364	27.635
18	1:55.473	28.959
32	1:56.394	45.711
27	1:56.772	
22	1:55.010	00.752
13	1:56.616	02.117
7	1:55.776	03.076
10	1:56.259	05.837
31	1:56.660	27.523
18	1:55.591	27.778

Num	Lap Time	Gap
-----	----------	-----

**Lap 26**

19	2:47.217	1 Lap
32	1:58.989	47.928





Autodromo Nazionale Monza

GT Cup Open Europe


Race - 1

Best Sectors Results



Sector - 1				Sector - 2				Sector - 3				Ideal Lap vs Best Lap				
Clas	Nº	Driver	Time	Nº	Driver	Time	Nº	Driver	Time	Clas	Nº	Driver	Ideal Lap	Best Lap	Clas	
1	10	Díaz-Varela - Cerqueda	35.322	10	Díaz-Varela - Cerqueda	38.651	27	Mauro - Toni	39.175	1	10	Díaz-Varela - Cerqueda	1:53.337	1:53.638	1	
2	18	Pujeu - Salom	35.500	27	Mauro - Toni	38.830	22	Niki Leutwiler	39.293	2	19	Pisani - Bozzoni	1:53.963	1:54.097	2	
3	7	De Fulgencio - Vivacqua	35.566	19	Pisani - Bozzoni	38.845	10	Díaz-Varela - Cerqueda	39.364	3	27	Mauro - Toni	1:54.023	1:54.338	3	
4	19	Pisani - Bozzoni	35.687	22	Niki Leutwiler	38.904	19	Pisani - Bozzoni	39.431	4	22	Niki Leutwiler	1:54.044	1:54.471	4	
5	22	Niki Leutwiler	35.847	7	De Fulgencio - Vivacqua	39.065	81	Curti - Curti	39.552	5	7	De Fulgencio - Vivacqua	1:54.410	1:54.611	5	
6	31	Bontempelli - Linossi	35.917	81	Curti - Curti	39.121	13	Jaume Font	39.642	6	81	Curti - Curti	1:54.715	1:55.063	6	
7	27	Mauro - Toni	36.018	13	Jaume Font	39.144	31	Bontempelli - Linossi	39.712	7	18	Pujeu - Salom	1:54.790	1:55.473	9	
8	81	Curti - Curti	36.042	31	Bontempelli - Linossi	39.220	7	De Fulgencio - Vivacqua	39.779	8	31	Bontempelli - Linossi	1:54.849	1:55.356	8	
9	32	Fortes - Reischi	36.195	18	Pujeu - Salom	39.508	18	Pujeu - Salom	39.782	9	13	Jaume Font	1:55.061	1:55.340	7	
10	13	Jaume Font	36.275	32	Fortes - Reischi	39.721	32	Fortes - Reischi	39.818	10	32	Fortes - Reischi	1:55.734	1:56.005	10	
11	12	Glauco Solieri	36.932	12	Glauco Solieri	40.389	12	Glauco Solieri	40.863	11	12	Glauco Solieri	1:58.184	1:58.637	11	
12	6	Koller - Liberati	Transpon	6	Koller - Liberati	Transpon	6	Koller - Liberati	Transpon	12	6	Koller - Liberati	Transpon	Transpo	12	
13	2	Basso - Pedro Fontes	Transpon	2	Basso - Pedro Fontes	Transpon	2	Basso - Pedro Fontes	Transpon	13	2	Basso - Pedro Fontes	Transpon	Transpo	13	





Autodromo Nazionale Monza

GT Cup Open Europe


Race - 1

Leader Sequence



Nº	Entrant/Team	Nat	Driver 1	Nat	Driver 2	Nat	Vehicle	Cat	Start Lap	End Lap	Laps	Total Laps
22	A.C.S. / PZ Oberer Zurichsee By TFT	 CHE	Niki Leutwiler	 CHE			Porsche 911 Cup MY 2018	AM	1	11	11	11
27	Vincenzo Sospiri Racing	 ITA	<u>JP Mauro</u>	 BRA	Rodolfo Toni	 BRA	Lamborghini Huracan Super Trofeo Evo	AM	12	26	15	15





# Autodromo Nazionale Monza

## GT Cup Open Europe


### Race - 1

#### Best 5 Lap Times



Cl	N°	Entrant/Team	Nat	Driver 1	Nat	Status	Driver 2	Nat	Status	Vehicle	Cat	Cl	Best 1		Best 2		Best 3		Best 4		Best 5	
													Time	Lap	Time	Lap	Time	Lap	Time	Lap	Time	Lap
1	10	Baporo Motorsport		<b>Daniel Díaz-Varela</b>			Manel Cerqueda		AND	Audi R8 LMS	AM	1	1:53.638	22	1:53.724	20	1:53.745	21	1:53.916	25	1:54.025	23
2	19	Duell Race		Eugenio Pisani			<b>Stefano Bozzoni</b>		ITA	Porsche 991 Cup MY 2018	PROAM	1	1:54.097	19	1:54.238	21	1:54.351	23	1:54.436	18	1:54.448	20
3	27	Vincenzo Sospiri Racing		<b>JP Mauro</b>		BRA	Rodolfo Toni		BRA	Lamborghini Huracan Super Trofeo	AM	2	1:54.338	13	1:54.478	9	1:54.487	8	1:54.525	12	1:54.610	4
4	22	A.C.S. / PZ Oberer Zurichsee By TFT		Niki Leutwiler		CHE			CHE	Porsche 911 Cup MY 2018	AM	3	1:54.471	13	1:54.474	8	1:54.549	20	1:54.550	18	1:54.582	21
5	7	Teo Martin Motorsport		Marc De Fulgencio		ESP	<b>Thiago Vivacqua</b>		BRA	McLaren 570S	PROAM	2	1:54.611	5	1:54.758	4	1:54.820	8	1:54.867	7	1:54.900	20
6	81	Tsunami RT		<b>Lino Curti</b>		ITA	Carlo Curti		ITA	Porsche 991 Cup MY 2018	PROAM	3	1:55.063	5	1:55.117	4	1:55.168	6	1:55.588	7	1:55.617	3
7	13	Baporo Motorsport		Jaume Font		ESP			ESP	Porsche 991 Cup MY 2018	AM	4	1:55.340	5	1:55.395	4	1:55.443	6	1:55.527	10	1:55.549	11
8	31	Selleslagh Racing Team		Lorenzo Bontempelli		ITA	<b>Luciano Linossi</b>		ITA	Mercedes AMG GT CUP	AM	5	1:55.356	6	1:55.375	4	1:55.380	5	1:55.520	7	1:55.916	3
9	18	Teo Martin Motorsport		<b>Guillem Pujeu</b>		ESP	Faust Salom		ESP	McLaren 570S	PROAM	4	1:55.473	25	1:55.544	21	1:55.570	18	1:55.591	26	1:55.878	15
10	32	Victor Colome/Three Sixty Racing Team		Fernando Fortes		BRA	<b>Guilherme Reischi</b>		BRA	Mercedes AMG GT CUP	AM	6	1:56.005	5	1:56.328	18	1:56.331	16	1:56.354	24	1:56.394	7
11	12	Antonelli MotorSport		Glauco Solieri		ITA			ITA	Lamborghini Huracan Super Trofeo	AM	7	1:58.637	3	1:59.184	2	2:10.850	1	2:22.893			4
12	2	Sports and You		<b>Marcio Basso</b>		BRA	José Pedro Fontes		PRT	Mercedes AMG GT CUP	PROAM	5										
13	6	Vincenzo Sospiri Racing		<b>Hans-Peter Koller</b>		CHE	Edoardo Liberati		ITA	Lamborghini Huracan Super Trofeo	PROAM	6										





# Autodromo Nazionale Monza

## GT Cup Open Europe


### Race - 1

#### Best 5 Top Speeds



Cl	N°	Entrant/Team	Nat	Driver 1	Nat	Driver 2	Nat	Vehicle	Cat	Cl	Top 1		Top 2		Top 3		Top 4		Top 5		
											Km/h	Lap	Km/h	Lap	Km/h	Lap	Km/h	Lap	Km/h	Lap	Avg
1	10	Baporo Motorsport	ESP	<b>Daniel Díaz-Varela</b>	ESP	Manel Cerqueda	AND	Audi R8 LMS	AM	1	<b>272.0</b>	16	264.0	23	263.4	22	262.7	12	262.7	24	265.0
2	19	Duell Race	ITA	Eugenio Pisani	ITA	<b>Stefano Bozzoni</b>	ITA	Porsche 991 Cup MY 2018	PROAM	1	<b>271.3</b>	16	270.6	22	268.6	24	267.9	15	266.6	19	269.0
3	22	A.C.S. / PZ Oberer Zurichsee By TFT	CHE	Niki Leutwiler	CHE			Porsche 911 Cup MY 2018	AM	2	<b>270.0</b>	26	268.6	17	267.9	22	267.3	4	267.3	5	268.2
4	32	Victor Colome/Three Sixty Racing Team	ESP	Fernando Fortes	BRA	<b>Guilherme Reischi</b>	BRA	Mercedes AMG GT CUP	AM	3	<b>268.6</b>	6	267.9	8	267.9	23	265.3	4	265.3	18	267.0
5	81	Tsunami RT	SMR	<b>Lino Curti</b>	ITA	Carlo Curti	ITA	Porsche 991 Cup MY 2018	PROAM	2	<b>266.6</b>	5	264.7	3	264.7	4	264.0	6	262.7	2	264.5
6	27	Vincenzo Sospiri Racing	ITA	<b>JP Mauro</b>	BRA	Rodolfo Toni	BRA	Lamborghini Huracan Super Trofeo	AM	4	<b>266.0</b>	7	265.3	4	265.3	5	265.3	6	265.3	11	265.4
7	13	Baporo Motorsport	ESP	Jaume Font	ESP			Porsche 991 Cup MY 2018	AM	5	<b>265.3</b>	8	264.7	5	264.0	11	262.7	6	262.7	10	263.9
8	31	Selleslagh Racing Team	BEL	Lorenzo Bontempelli	ITA	<b>Luciano Linossi</b>	ITA	Mercedes AMG GT CUP	AM	6	<b>265.3</b>	19	264.0	16	262.7	6	262.7	10	262.7	11	263.5
9	7	Teo Martin Motorsport	ESP	Marc De Fulgencio	ESP	<b>Thiago Vivacqua</b>	BRA	McLaren 570S	PROAM	3	<b>264.0</b>	22	261.5	20	261.5	21	260.8	24	260.2	4	261.6
10	18	Teo Martin Motorsport	ESP	<b>Guillem Pujeu</b>	ESP	Faust Salom	ESP	McLaren 570S	PROAM	4	<b>261.5</b>	19	256.5	23	255.3	26	252.9	21	252.3	15	255.7
11	12	Antonelli MotorSport	ITA	Glauco Solieri	ITA			Lamborghini Huracan Super Trofeo	AM	7	<b>254.7</b>	4	232.7	3	229.7	2	208.4	1			231.4
12	6	Vincenzo Sospiri Racing	ITA	<b>Hans-Peter Koller</b>	CHE	Edoardo Liberati	ITA	Lamborghini Huracan Super Trofeo	PROAM	5	<b>224.5</b>	1									224.5
13	2	Sports and You	PRT	<b>Marcio Basso</b>	BRA	José Pedro Fontes	PRT	Mercedes AMG GT CUP	PROAM	6	<b>189.4</b>	1									189.4





Autodromo Nazionale Monza

GT Cup Open Europe


Race - 1

Fastest Laps Sequence



Lap	Time of Day	Session Time	Nº	Entrant/Team	Nat	Driver 1	Nat	Driver 2	Nat	Vehicle	Cat	Time	Km/h
2	13:12:11.781	3:59.781	22	A.C.S. / PZ Oberer Zurichsee By TFT		Niki Leutwiler				Porsche 911 Cup MY 2018	AM	1:57.342	177.7
2	13:12:12.349	4:00.349	27	Vincenzo Sospiri Racing		<u>JP Mauro</u>		Rodolfo Toni		Lamborghini Huracan Super Trofeo Evo	AM	1:56.927	178.3
2	13:12:13.065	4:01.065	7	Teo Martin Motorsport		Marc De Fulgencio		<u>Thiago Vivacqua</u>		McLaren 570S	PROAM	1:56.409	179.1
2	13:12:13.520	4:01.520	13	Baporo Motorsport		Jaume Font				Porsche 991 Cup MY 2018	AM	1:56.252	179.3
2	13:12:14.882	4:02.882	81	Tsunami RT		<u>Lino Curti</u>		Carlo Curti		Porsche 991 Cup MY 2018	PROAM	1:55.726	180.2
3	13:14:07.348	5:55.348	22	A.C.S. / PZ Oberer Zurichsee By TFT		Niki Leutwiler				Porsche 911 Cup MY 2018	AM	1:55.566	180.4
4	13:16:02.106	7:50.106	22	A.C.S. / PZ Oberer Zurichsee By TFT		Niki Leutwiler				Porsche 911 Cup MY 2018	AM	1:54.758	181.7
4	13:16:02.935	7:50.935	27	Vincenzo Sospiri Racing		<u>JP Mauro</u>		Rodolfo Toni		Lamborghini Huracan Super Trofeo Evo	AM	1:54.610	181.9
8	13:23:40.949	15:28.949	22	A.C.S. / PZ Oberer Zurichsee By TFT		Niki Leutwiler				Porsche 911 Cup MY 2018	AM	1:54.474	182.1
13	13:33:15.337	25:03.337	27	Vincenzo Sospiri Racing		<u>JP Mauro</u>		Rodolfo Toni		Lamborghini Huracan Super Trofeo Evo	AM	1:54.338	182.3
18	13:44:33.650	36:21.650	10	Baporo Motorsport		Daniel Díaz-Varela		<u>Manel Cerqueda</u>		Audi R8 LMS	AM	1:54.026	182.8
20	13:48:21.774	40:09.774	10	Baporo Motorsport		Daniel Díaz-Varela		<u>Manel Cerqueda</u>		Audi R8 LMS	AM	1:53.724	183.3
22	13:52:09.158	43:57.158	10	Baporo Motorsport		Daniel Díaz-Varela		<u>Manel Cerqueda</u>		Audi R8 LMS	AM	1:53.638	183.5






**Autodromo Nazionale Monza**  
**GT Cup Open Europe**  
**Race - 1**  
**Event Best Maximum Speed**



Nº	Entrant/Team	Nat	Driver 1	Nat	Driver 2	Nat	Vehicle	Cat	Km/h	Session
10	Baporo Motorsport	ESP	Daniel Díaz-Varela	ESP	Manel Cerqueda	AND	Audi R8 LMS	AM	274.1	Free Practice - 1
22	A.C.S. / PZ Oberer Zurichsee By TFT	CHE	Niki Leutwiler	CHE			Porsche 911 Cup MY 2018	AM	272.0	Qualifying - 1 Driver - 1
19	Duell Race	ITA	Eugenio Pisani	ITA	Stefano Bozzoni	ITA	Porsche 991 Cup MY 2018	PROAM	271.3	Race - 1
7	Teo Martin Motorsport	ESP	Marc De Fulgencio	ESP	Thiago Vivacqua	BRA	McLaren 570S	PROAM	269.3	Free Practice - 1
2	Sports and You	PRT	Marcio Basso	BRA	José Pedro Fontes	PRT	Mercedes AMG GT CUP	PROAM	269.3	Free Practice - 1
18	Teo Martin Motorsport	ESP	Guillem Pujeu	ESP	Faust Salom	ESP	McLaren 570S	PROAM	269.3	Free Practice - 2
32	Victor Colome/Three Sixty Racing Team	ESP	Fernando Fortes	BRA	Guilherme Reischi	BRA	Mercedes AMG GT CUP	AM	268.6	Race - 1
31	Selleslagh Racing Team	BEL	Lorenzo Bontempelli	ITA	Luciano Linossi	ITA	Mercedes AMG GT CUP	AM	267.3	Free Practice - 2
27	Vincenzo Sospiri Racing	ITA	JP Mauro	BRA	Rodolfo Toni	BRA	Lamborghini Huracan Super Trofeo Evo	AM	267.3	Qualifying - 1 Driver - 1
81	Tsunami RT	SMR	Lino Curti	ITA	Carlo Curti	ITA	Porsche 991 Cup MY 2018	PROAM	266.6	Race - 1
6	Vincenzo Sospiri Racing	ITA	Hans-Peter Koller	CHE	Edoardo Liberati	ITA	Lamborghini Huracan Super Trofeo Evo	PROAM	266.0	Qualifying - 1 Driver - 1
13	Baporo Motorsport	ESP	Jaume Font	ESP			Porsche 991 Cup MY 2018	AM	266.0	Qualifying - 1 Driver - 1
12	Antonelli MotorSport	ITA	Glauco Solieri	ITA			Lamborghini Huracan Super Trofeo Evo	AM	265.3	Free Practice - 1
4	Scuderia San Marino	SMR	Fulvio Maria Ballabio	MCO	David Fumarelli	CHE	Montecarlo/Tecno Alfa Romeo "Nanni Galli"	PROAM	250.5	Free Practice - 2








Autodromo Nazionale Monza  
 GT Cup Open Europe  
 Race - 1  
 Lap Chart

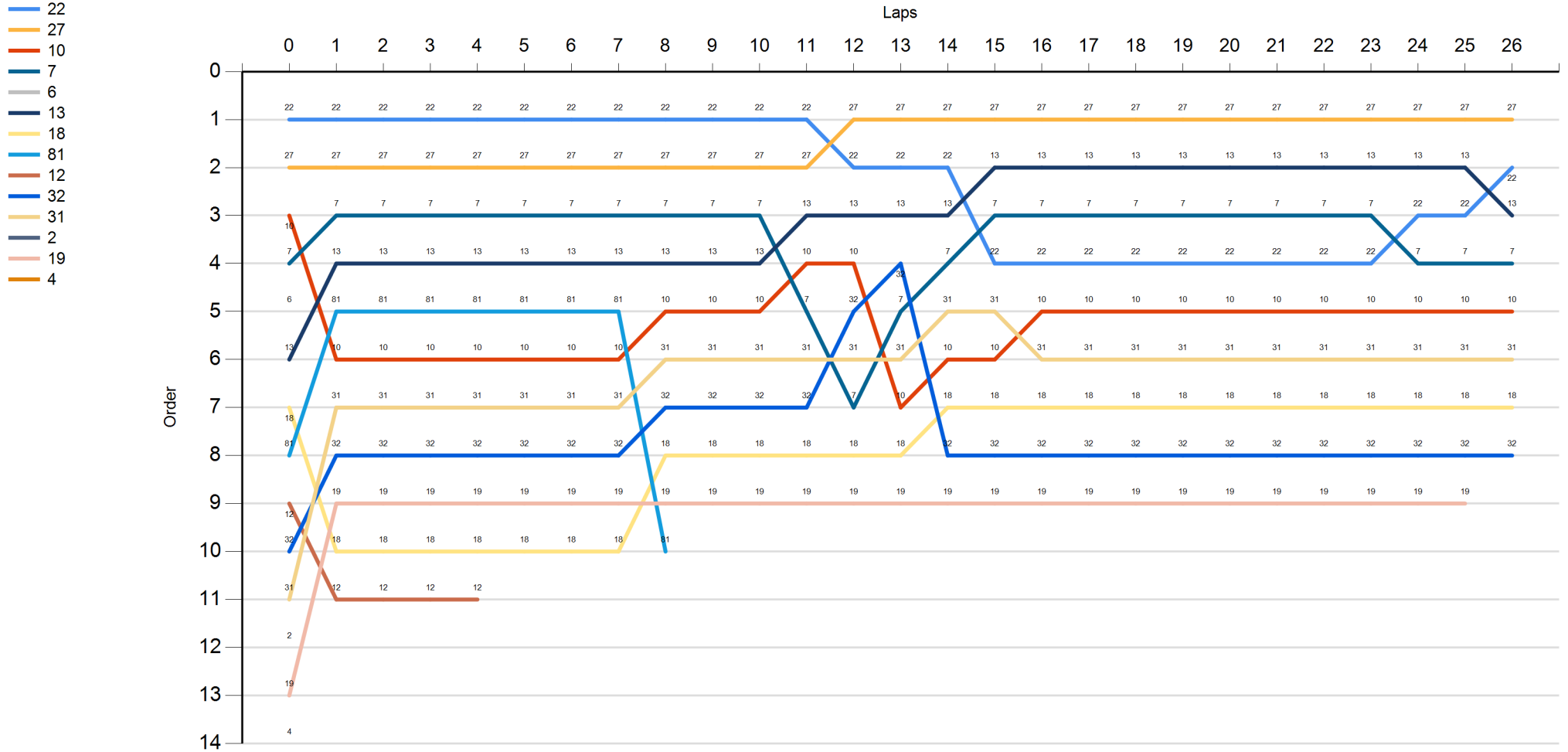



LAP																													
Nr	Po	Grid	1	2	3	4	5	6	7	8	9	10	11	12	13	14	15	16	17	18	19	20	21	22	23	24	25	26	
22	<b>1</b>	22	22	22	22	22	22	22	22	22	22	22	22	27	27	27	27	27	27	27	27	27	27	27	27	27	27	27	
27	<b>2</b>	27	27	27	27	27	27	27	27	27	27	27	27	22	22	22	13	13	13	13	13	13	13	13	13	13	13	13	22
10	<b>3</b>	10	7	7	7	7	7	7	7	7	7	7	13	13	13	13	7	7	7	7	7	7	7	7	7	22	22	13	
7	<b>4</b>	7	13	13	13	13	13	13	13	13	13	13	10	10	32	7	22	22	22	22	22	22	22	22	22	7	7	7	
6	<b>5</b>	6	81	81	81	81	81	81	81	10	10	10	7	32	7	31	31	10	10	10	10	10	10	10	10	10	10	10	
13	<b>6</b>	13	10	10	10	10	10	10	10	31	31	31	31	31	31	10	10	31	31	31	31	31	31	31	31	31	31	31	
18	<b>7</b>	18	31	31	31	31	31	31	31	32	32	32	32	7	10	18	18	18	18	18	18	18	18	18	18	18	18	18	
81	<b>8</b>	81	32	32	32	32	32	32	32	18	18	18	18	18	18	32	32	32	32	32	32	32	32	32	32	32	32	32	
12	<b>9</b>	12	19	19	19	19	19	19	19	19	19	19	19	19	19	19	19	19	19	19	19	19	19	19	19	19	19	19	
32	<b>10</b>	32	18	18	18	18	18	18	18	81																			
31	<b>11</b>	31	12	12	12	12																							
2	<b>12</b>	2																											
19	<b>13</b>	19																											
4	<b>14</b>	4																											





Autodromo Nazionale Monza  
 GT Cup Open Europe  
 Race - 1  
 Graphic Lap Chart

























# Autodromo Nazionale Monza

## GT Cup Open Europe


### Race - 1

#### Pit Stop Analysis

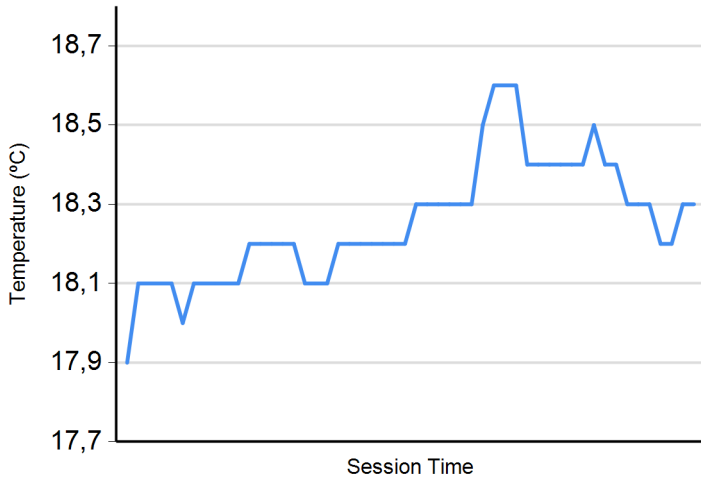


Nr.	In Day Time	Entrant/Team	Nat	Driver 1	Nat	Driver 2	Nat	Vehicle	Cat	In Time	Stop N°	Pit Time	Handicap	Penalty
7	13:29:30.826	Teo Martin Motorsport	 ESP	Marc De Fulgencio	 ESP	<u>Thiago Vivacqua</u>	 BRA	McLaren 570S	PROAM	21:19.111	1	1:16.591	1:15	
18	13:29:54.002	Teo Martin Motorsport	 ESP	<u>Guillem Pujeu</u>	 ESP	Faust Salom	 ESP	McLaren 570S	PROAM	21:42.287	1	1:15.539	1:15	
19	13:31:11.519	Duell Race	 ITA	Eugenio Pisani	 ITA	<u>Stefano Bozzoni</u>	 ITA	Porsche 991 Cup MY 2018	PROAM	22:59.804	1	1:12.604	1:10	
10	13:31:32.321	Baporo Motorsport	 ESP	<u>Daniel Diaz-Varela</u>	 ESP	Manel Cerqueda	 AND	Audi R8 LMS	AM	23:20.606	1	1:30.003	1:30	
31	13:31:41.525	Selleslagh Racing Team	 BEL	Lorenzo Bontempelli	 ITA	<u>Luciano Linossi</u>	 ITA	Mercedes AMG GT CUP	AM	23:29.810	1	1:15.264	1:10	
13	13:33:26.702	Baporo Motorsport	 ESP	Jaume Font	 ESP			Porsche 991 Cup MY 2018	AM	25:14.987	1	1:10.526	1:10	
32	13:33:47.381	Victor Colome/Three Sixty	 ESP	Fernando Fortes	 BRA	<u>Guilherme Reischi</u>	 BRA	Mercedes AMG GT CUP	AM	25:35.666	1	1:19.428	1:10	
27	13:35:09.795	Vincenzo Sospiri Racing	 ITA	<u>JP Mauro</u>	 BRA	Rodolfo Toni	 BRA	Lamborghini Huracan Super Trofeo Evo	AM	26:58.080	1	1:11.252	1:10	
22	13:35:11.405	A.C.S. / PZ Oberer Zurichsee By	 CHE	Niki Leutwiler	 CHE			Porsche 911 Cup MY 2018	AM	26:59.690	1	1:30.085	1:30	

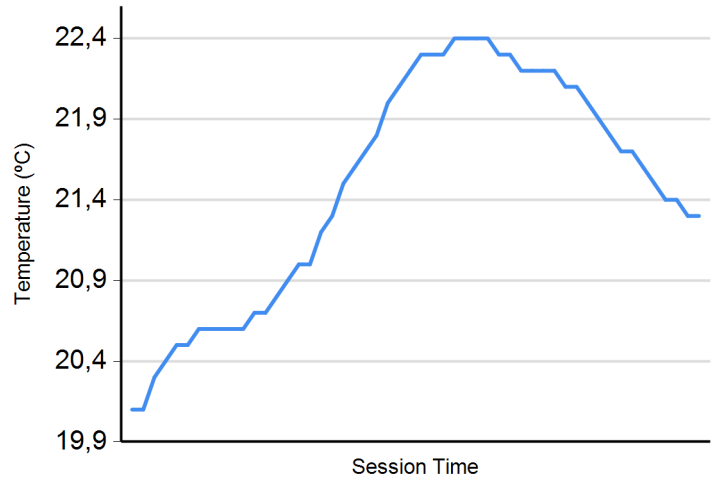




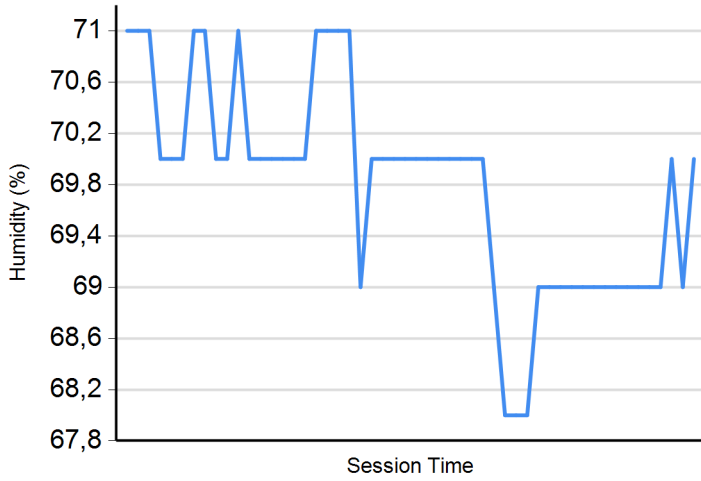
**Air Temperature**



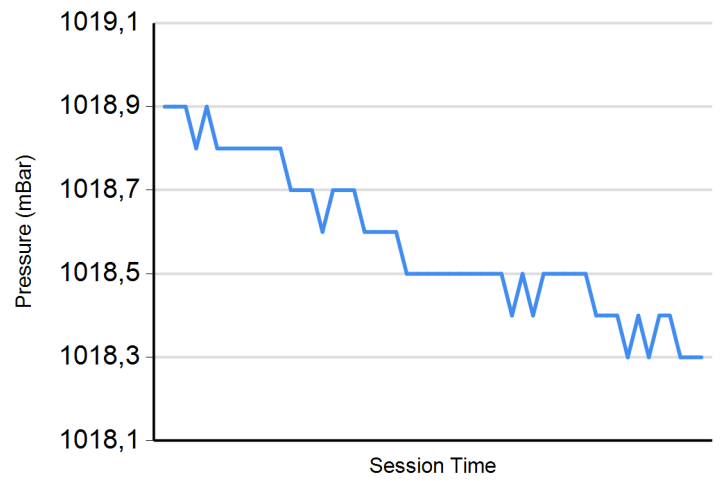
**Track Temperature**



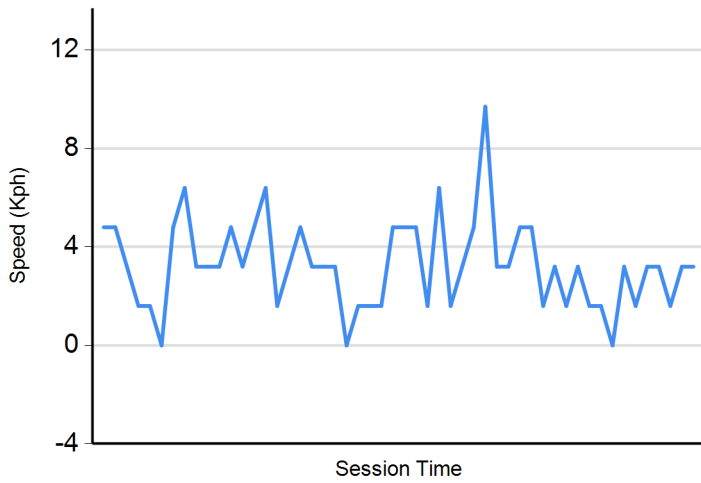
**Humidity**



**Pressure**



**Wind Speed**



**Wind direction**

North = 0°/360° Est = 90° South = 180° West = 270°

