

Autodromo Nazionale Monza

TCR Europe

Race - 1

Provisional Results



Cls	N°	Driver	Nat	Team	Nat	Vehicle	Laps	Total Time	Gap	Interval	Km/h	Best	Time	Km/h
1	24	Julien Briché	FRA	JSB Compétition	FRA	Peugeot 308 TCR	13	25:42.193			175.7	4	1:57.785	177.0
2	7	Aurélien Comte	FRA	DG Sport Compétition	FRA	Peugeot 308 TCR	13	25:42.602	0.409	0.409	175.7	3	1:57.942	176.8
3	9	Josh Files	GBR	Target Competition	GBR	Hyundai i30 N TCR	13	25:46.903	4.710	4.301	175.2	3	1:57.748	177.1
4	55	Santiago Urrutia	URU	Team WRT	URU	Audi RS 3 LMS	13	25:50.306	8.113	3.403	174.8	3	1:58.124	176.5
5	70	Mat'o Homola	SVK	Target Competition	SVK	Hyundai i30 N TCR	13	25:56.355	14.162	6.049	174.1	7	1:58.022	176.7
6	16	Gilles Magnus	BEL	Comtoy Racing	BEL	Audi RS 3 LMS	13	25:57.681	15.488	1.326	174.0	3	1:58.279	176.3
7	19	Andreas Bäckman	SW	Target Competition	SW	Hyundai i30 N TCR	13	25:59.748	17.555	2.067	173.8	9	1:58.146	176.5
8	58	Dominik Baumann	AUT	Target Competition	AUT	Hyundai i30 N TCR	13	25:59.757	17.564	0.009	173.8	2	1:58.665	175.7
9	111	Teddy Clairet	FRA	Team Clairet Sport	FRA	Peugeot 308 TCR	13	25:59.800	17.607	0.043	173.8	3	1:58.184	176.4
10	12	Nelson Panciatici	FRA	M Racing	FRA	Hyundai i30 N TCR	13	26:00.651	18.458	0.851	173.7	5	1:58.170	176.4
11	27	John Filippi	FRA	PCR Sport	FRA	CUPRA TCR	13	26:01.396	19.203	0.745	173.6	5	1:58.955	175.3
12	34	Stian Paulsen	NOR	Stian Paulsen Racing	NOR	CUPRA TCR	13	26:02.989	20.796	1.593	173.4	3	1:58.541	175.9
13	14	Klim Gavrilov	RUS	VRC Team	RUS	Audi RS 3 LMS	13	26:03.107	20.914	0.118	173.4	11	1:58.869	175.4
14	15	Sami Taoufik	MAR	Comtoy Racing	MAR	Audi RS 3 LMS	13	26:05.831	23.638	2.724	173.1	3	1:58.690	175.7
15	10	Viktor Davidovski	MKD	PSS Racing Team	MKD	Honda Civic Type R FK7 TCR	13	26:06.969	24.776	1.138	173.0	5	1:58.946	175.3
16	22	Josh Burdon	HKG	Brutal Fish Racing Team	HKG	Honda Civic Type R FK7 TCR	13	26:07.580	25.387	0.611	172.9	3	1:58.636	175.7
17	112	Jimmy Clairet	FRA	Team Clairet Sport	FRA	Peugeot 308 TCR	13	26:08.873	26.680	1.293	172.8	13	1:59.175	174.9
18	25	Natan Bihel	FRA	M Racing	FRA	Hyundai i30 N TCR	13	26:09.637	27.444	0.764	172.7	8	1:58.754	175.6
19	85	Guilherme Salas	BRA	Vukovic Motorsport	BRA	Renault Mégane RS	13	26:10.580	28.387	0.943	172.6	4	1:58.873	175.4
20	88	Maxime Potty	BEL	Team WRT	BEL	Volkswagen Golf GTI TCR	13	26:11.295	29.102	0.715	172.5	7	1:59.292	174.8
21	17	Martin Ryba	SVK	Brutal Fish Racing Team	SVK	Honda Civic Type R FK7 TCR	13	26:12.234	30.041	0.939	172.4	9	1:58.962	175.3
22	46	Olli Kangas	FIN	WestCoast Racing	FIN	Volkswagen Golf GTI TCR	13	26:15.639	33.446	3.405	172.0	3	1:59.206	174.9
23	91	Grigoriy Burlutskiy	RUS	Carville Racing	RUS	Volkswagen Golf GTI TCR	13	26:16.809	34.616	1.170	171.9	3	1:59.444	174.5
24	96	Abdulla Ali Al-Khelaifi	QAT	QMMF Racing by PCR Sport	QAT	CUPRA TCR	13	26:16.835	34.642	0.026	171.9	3	1:59.652	174.2
25	26	Jessica Bäckman	SW	Target Competition	SW	Hyundai i30 N TCR	13	26:19.230	37.037	2.395	171.6	11	1:59.134	175.0
26	21	Marie Baus-Coppens	FRA	JSB Compétition	FRA	CUPRA TCR	13	26:26.813	44.620	7.583	170.8	6	2:00.053	173.7
27	23	Tamás Tenke	HUN	Zengő Motorsport	HUN	CUPRA TCR	13	26:32.420	50.227	5.607	170.2	5	1:59.617	174.3
28	117	Albert Legutko	GER	Legutko Racing – ADAC Berlin	GER	Honda Civic Type R FK7 TCR	13	26:46.052	1:03.859	13.632	168.8	2	2:01.514	171.6
29	18	Paul Ip Kung Ching	HKG	Brutal Fish Racing Team	HKG	Honda Civic Type R FK7 TCR	13	27:02.071	1:19.878	16.019	167.1	7	2:01.544	171.5
30	123	Daniel Lloyd	GBR	Brutal Fish Racing Team	GBR	Honda Civic Type R FK7 TCR	11	22:00.067	2 Laps	2 Laps	173.7	3	1:58.194	176.4
31	8	Luca Engstler	GER	M1RA Motorsport	GER	Hyundai i30 N TCR	11	24:24.482	2 Laps	2:24.415	156.6	3	1:58.400	176.1
32	45	Gianni Morbidelli	ITA	WestCoast Racing	ITA	Volkswagen Golf GTI TCR	10	24:39.479	3 Laps	1 Lap	140.9	5	1:58.933	175.3
Not classified: (Requirements: 75% of number laps of leader = 9 Laps)														
	30	Luca Filippi	ITA	BRC Racing Team	ITA	Hyundai i30 N TCR	1	3:16.857	12 Laps	9 Laps	105.9	1	3:16.857	105.9

Fastest lap FILES in 1:57.748 at 177.1 Km/h in lap 3

Published at:.....

Track Temp: 20.3 °C Air Temp: 19.5 °C Humidity: 67 % Track Status: DRY

Stewards:	Race Director:	Timekeeper: 
-----------	----------------	---





Autodromo Nazionale Monza


TCR Europe

Race - 1

Provisional Classification by Driver Fastest Lap



Cls	Nº	Driver	Nat	Team	Nat	Vehicle	Laps	Best	Time	Gap	Interval	Km/h
1	9	Josh Files	GBR	Target Competition	GBR	Hyundai i30 N TCR	13	3	1:57.748			177.1
2	24	Julien Briche	FRA	JSB Compétition	FRA	Peugeot 308 TCR	13	4	1:57.785	0.037	0.037	177.0
3	7	Aurélien Comte	FRA	DG Sport Compétition	FRA	Peugeot 308 TCR	13	3	1:57.942	0.194	0.157	176.8
4	70	Mat'o Homola	SVK	Target Competition	SVK	Hyundai i30 N TCR	13	7	1:58.022	0.274	0.080	176.7
5	55	Santiago Urrutia	URU	Team WRT	URU	Audi RS 3 LMS	13	3	1:58.124	0.376	0.102	176.5
6	19	Andreas Bäckma	SWE	Target Competition	SWE	Hyundai i30 N TCR	13	9	1:58.146	0.398	0.022	176.5
7	12	Nelson Panciatici	FRA	M Racing	FRA	Hyundai i30 N TCR	13	5	1:58.170	0.422	0.024	176.4
8	11	Teddy Clairet	FRA	Team Clairet Sport	FRA	Peugeot 308 TCR	13	3	1:58.184	0.436	0.014	176.4
9	12	Daniel Lloyd	GBR	Brutal Fish Racing Team	GBR	Honda Civic Type R FK7 TCR	11	3	1:58.194	0.446	0.010	176.4
10	16	Gilles Magnus	BEL	Comtoy Racing	BEL	Audi RS 3 LMS	13	3	1:58.279	0.531	0.085	176.3
11	8	Luca Engstler	GER	M1RA Motorsport	GER	Hyundai i30 N TCR	11	3	1:58.400	0.652	0.121	176.1
12	34	Stian Paulsen	NOR	Stian Paulsen Racing	NOR	CUPRA TCR	13	3	1:58.541	0.793	0.141	175.9
13	22	Josh Burdon	HKG	Brutal Fish Racing Team	HKG	Honda Civic Type R FK7 TCR	13	3	1:58.636	0.888	0.095	175.7
14	58	Dominik Bauman	AUT	Target Competition	AUT	Hyundai i30 N TCR	13	2	1:58.665	0.917	0.029	175.7
15	15	Sami Taoufik	MAR	Comtoy Racing	MAR	Audi RS 3 LMS	13	3	1:58.690	0.942	0.025	175.7
16	25	Natan Bihel	FRA	M Racing	FRA	Hyundai i30 N TCR	13	8	1:58.754	1.006	0.064	175.6
17	14	Klim Gavrillov	RUS	VRC Team	RUS	Audi RS 3 LMS	13	11	1:58.869	1.121	0.115	175.4
18	85	Guilherme Salas	BRA	Vukovic Motorsport	BRA	Renault Mégane RS	13	4	1:58.873	1.125	0.004	175.4
19	45	Gianni Morbidelli	ITA	WestCoast Racing	ITA	Volkswagen Golf GTI TCR	10	5	1:58.933	1.185	0.060	175.3
20	10	Viktor Davidovski	MKD	PSS Racing Team	MKD	Honda Civic Type R FK7 TCR	13	5	1:58.946	1.198	0.013	175.3
21	27	John Filippi	FRA	PCR Sport	FRA	CUPRA TCR	13	5	1:58.955	1.207	0.009	175.3
22	17	Martin Ryba	SVK	Brutal Fish Racing Team	SVK	Honda Civic Type R FK7 TCR	13	9	1:58.962	1.214	0.007	175.3
23	26	Jessica Bäckman	SWE	Target Competition	SWE	Hyundai i30 N TCR	13	11	1:59.134	1.386	0.172	175.0
24	11	Jimmy Clairet	FRA	Team Clairet Sport	FRA	Peugeot 308 TCR	13	13	1:59.175	1.427	0.041	174.9
25	46	Olli Kangas	FIN	WestCoast Racing	FIN	Volkswagen Golf GTI TCR	13	3	1:59.206	1.458	0.031	174.9
26	88	Maxime Potty	BEL	Team WRT	BEL	Volkswagen Golf GTI TCR	13	7	1:59.292	1.544	0.086	174.8
27	91	Grigoriy Burlutski	RUS	Carville Racing	RUS	Volkswagen Golf GTI TCR	13	3	1:59.444	1.696	0.152	174.5
28	23	Tamás Tenke	HUN	Zengő Motorsport	HUN	CUPRA TCR	13	5	1:59.617	1.869	0.173	174.3
29	96	Abdulla Ali Al-Kh	QAT	QMMF Racing by PCR Sport	QAT	CUPRA TCR	13	3	1:59.652	1.904	0.035	174.2
30	21	Marie Baus-Copp	FRA	JSB Compétition	FRA	CUPRA TCR	13	6	2:00.053	2.305	0.401	173.7
31	11	Albert Legutko	GER	Legutko Racing – ADAC Berlin	GER	Honda Civic Type R FK7 TCR	13	2	2:01.514	3.766	1.461	171.6
32	18	Paul Ip Kung Chi	HKG	Brutal Fish Racing Team	HKG	Honda Civic Type R FK7 TCR	13	7	2:01.544	3.796	0.030	171.5
33	30	Luca Filippi	ITA	BRC Racing Team	ITA	Hyundai i30 N TCR	1	1	3:16.857	1:19.109	1:15.313	105.9



Autodromo Nazionale Monza
TCR Europe
Race - 1
Distance and Speed Average



Cls	Nº	Driver	Nat	Team	Nat	Vehicle	Cls	Laps	Distance	Total Time	Km/h
1	24	Julien Briché	FRA	JSB Compétition	FRA	Peugeot 308 TCR	1	13	75.30	25:42.193	175.7
2	7	Aurélien Comte	FRA	DG Sport Compétition	FRA	Peugeot 308 TCR	2	13	75.30	25:42.602	175.7
3	9	Josh Files	GBR	Target Competition	GBR	Hyundai i30 N TCR	1	13	75.30	25:46.903	175.2
4	55	Santiago Urrutia	URU	Team WRT	URU	Audi RS 3 LMS	1	13	75.30	25:50.306	174.8
5	70	Mat'o Homola	SVK	Target Competition	SVK	Hyundai i30 N TCR	2	13	75.30	25:56.355	174.1
6	16	Gilles Magnus	BEL	Comtoyou Racing	BEL	Audi RS 3 LMS	2	13	75.30	25:57.681	174.0
7	19	Andreas Bäckman	SWE	Target Competition	SWE	Hyundai i30 N TCR	3	13	75.30	25:59.748	173.8
8	58	Dominik Baumann	AUT	Target Competition	AUT	Hyundai i30 N TCR	4	13	75.30	25:59.757	173.8
9	111	Teddy Clairet	FRA	Team Clairet Sport	FRA	Peugeot 308 TCR	3	13	75.30	25:59.800	173.8
10	12	Nelson Panciatici	FRA	M Racing	FRA	Hyundai i30 N TCR	5	13	75.30	26:00.651	173.7
11	27	John Filippi	FRA	PCR Sport	FRA	CUPRA TCR	1	13	75.30	26:01.396	173.6
12	34	Stian Paulsen	NOR	Stian Paulsen Racing	NOR	CUPRA TCR	2	13	75.30	26:02.989	173.4
13	14	Klim Gavrilov	RUS	VRC Team	RUS	Audi RS 3 LMS	3	13	75.30	26:03.107	173.4
14	15	Sami Taoufik	MAR	Comtoyou Racing	MAR	Audi RS 3 LMS	4	13	75.30	26:05.831	173.1
15	10	Viktor Davidovski	MKD	PSS Racing Team	MKD	Honda Civic Type R FK7 TCR	1	13	75.30	26:06.969	173.0
16	22	Josh Burdon	HKG	Brutal Fish Racing Team	HKG	Honda Civic Type R FK7 TCR	2	13	75.30	26:07.580	172.9
17	112	Jimmy Clairet	FRA	Team Clairet Sport	FRA	Peugeot 308 TCR	4	13	75.30	26:08.873	172.8
18	25	Natan Bihel	FRA	M Racing	FRA	Hyundai i30 N TCR	6	13	75.30	26:09.637	172.7
19	85	Guilherme Salas	BRA	Vukovic Motorsport	BRA	Renault Mégane RS	1	13	75.30	26:10.580	172.6
20	88	Maxime Potty	BEL	Team WRT	BEL	Volkswagen Golf GTI TCR	1	13	75.30	26:11.295	172.5
21	17	Martin Ryba	SVK	Brutal Fish Racing Team	SVK	Honda Civic Type R FK7 TCR	3	13	75.30	26:12.234	172.4
22	46	Olli Kangas	FIN	WestCoast Racing	FIN	Volkswagen Golf GTI TCR	2	13	75.30	26:15.639	172.0
23	91	Grigoriy Burlutskiy	RUS	Carville Racing	RUS	Volkswagen Golf GTI TCR	3	13	75.30	26:16.809	171.9
24	96	Abdulla Ali Al-Khelaifi	QAT	QMMF Racing by PCR Sport	QAT	CUPRA TCR	3	13	75.30	26:16.835	171.9
25	26	Jessica Bäckman	SWE	Target Competition	SWE	Hyundai i30 N TCR	7	13	75.30	26:19.230	171.6
26	21	Marie Baus-Coppens	FRA	JSB Compétition	FRA	CUPRA TCR	4	13	75.30	26:26.813	170.8
27	23	Tamás Tenke	HUN	Zengő Motorsport	HUN	CUPRA TCR	5	13	75.30	26:32.420	170.2
28	117	Albert Legutko	GER	Legutko Racing – ADAC Berlin	GER	Honda Civic Type R FK7 TCR	4	13	75.30	26:46.052	168.8
29	18	Paul Ip Kung Ching	HKG	Brutal Fish Racing Team	HKG	Honda Civic Type R FK7 TCR	5	13	75.30	27:02.071	167.1
30	123	Daniel Lloyd	GBR	Brutal Fish Racing Team	GBR	Honda Civic Type R FK7 TCR	6	11	63.72	22:00.067	173.7
31	8	Luca Engstler	GER	M1RA Motorsport	GER	Hyundai i30 N TCR	8	11	63.72	24:24.482	156.6
32	45	Gianni Morbidelli	ITA	WestCoast Racing	ITA	Volkswagen Golf GTI TCR	4	10	57.93	24:39.479	140.9
Not classified: (Requirements: 75% of number laps of leader = 10 Laps)											
	30	Luca Filippi	ITA	BRC Racing Team	ITA	Hyundai i30 N TCR	9	1	05.79	3:16.857	105.9



Autodromo Nazionale Monza

TCR Europe

Race - 1

Lap Analysis



7

Aurélien Comte

Peugeot 308 TCR

10

Viktor Davidovski

Honda Civic Type R FK7 TCR

DG Sport Compétition

PSS Racing Team

Lap	D	Time	Sector 1	Sector 2	Sector 3	T. Spd	Elapsed	Lap	D	Time	Sector 1	Sector 2	Sector 3	T. Spd	Elapsed
1		2:01.058	40.906	39.784	40.368	195.2	2:01.058	1		2:07.615	44.615	41.297	41.703	200.0	2:07.615
2		1:57.958	37.484	39.675	40.799	250.0	3:59.016	2		1:59.465	38.683	40.211	40.571	247.7	4:07.080
3		1:57.942	37.556	39.997	40.389	236.3	5:56.958	3		1:58.964	38.311	40.022	40.631	250.0	6:06.044
4		1:57.942	37.541	40.011	40.390	235.8	7:54.900	4		1:59.464	38.307	40.373	40.784	246.0	8:05.508
5		1:58.126	37.562	39.997	40.567	243.2	9:53.026	5		1:58.946	38.163	40.187	40.596	244.8	10:04.454
6		1:58.523	37.634	40.188	40.701	240.0	11:51.549	6		2:01.887	38.642	40.597	42.648	234.7	12:06.341
7		1:58.075	37.620	39.924	40.531	243.7	13:49.624	7		1:59.702	38.438	40.225	41.039	243.7	14:06.043
8		1:58.490	37.600	40.197	40.693	242.1	15:48.114	8		2:00.607	38.283	40.431	41.893	248.8	16:06.650
9		1:58.787	37.742	40.262	40.783	239.4	17:46.901	9		2:00.345	38.823	40.570	40.952	248.2	18:06.995
10		1:58.965	37.695	40.354	40.916	237.3	19:45.866	10		2:00.005	38.550	40.378	41.077	234.2	20:07.000
11		1:58.626	37.766	40.312	40.548	231.7	21:44.492	11		2:00.038	38.309	40.671	41.058	244.3	22:07.038
12		1:58.738	37.802	40.096	40.840	232.7	23:43.230	12		2:00.071	38.389	40.368	41.314	243.7	24:07.109
13		1:59.372	37.961	40.408	41.003	235.8	25:42.602	13		1:59.860	38.237	40.616	41.007	243.2	26:06.969

8

Luca Engstler

Hyundai i30 N TCR

12

Nelson Panciatici

Hyundai i30 N TCR

M1RA Motorsport

M Racing

Lap	D	Time	Sector 1	Sector 2	Sector 3	T. Spd	Elapsed	Lap	D	Time	Sector 1	Sector 2	Sector 3	T. Spd	Elapsed
1		2:20.454 P	43.028	41.437	55.989	208.4	2:20.454	1		2:08.921	46.963	41.395	40.563	208.4	2:08.921
2		4:05.826	2:44.416	40.503	40.907	186.8	6:26.280	2		1:58.666	37.663	40.581	40.422	233.7	4:07.587
3		1:58.400	38.163	39.595	40.642	246.5	8:24.680	3		1:59.350	38.018	40.183	41.149	223.6	6:06.937
4		1:59.487	38.318	39.834	41.335	250.0	10:24.167	4		1:59.628	38.953	40.095	40.580	227.3	8:06.565
5		1:59.146	38.083	40.570	40.493	250.5	12:23.313	5		1:58.170	37.862	39.907	40.401	222.2	10:04.735
6		1:59.306	38.050	40.002	41.254	243.2	14:22.619	6		2:00.388	38.453	40.652	41.283	213.8	12:05.123
7		1:58.835	38.160	40.031	40.644	248.8	16:21.454	7		1:59.757	37.824	40.266	41.667	231.7	14:04.880
8		1:58.772	38.169	39.861	40.742	248.2	18:20.226	8		1:58.788	37.816	40.211	40.761	230.2	16:03.668
9		1:59.572	38.239	40.267	41.066	236.8	20:19.798	9		1:59.865	38.054	40.988	40.823	232.2	18:03.533
10		1:59.347	38.059	40.035	41.253	245.4	22:19.145	10		1:59.236	38.135	40.190	40.911	210.1	20:02.769
11		2:05.337 P	38.487	40.055	46.795	234.7	24:24.482	11		1:58.668	37.873	40.089	40.706	235.2	22:01.437
12								12		1:59.982	38.128	40.973	40.881	218.6	24:01.419
13								13		1:59.232	38.212	40.112	40.908	240.0	26:00.651

9

Josh Files

Hyundai i30 N TCR

Target Competition

14

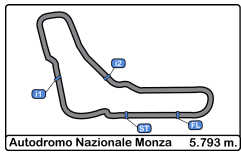
Klim Gavrilov

Audi RS 3 LMS

VRC Team

Lap	D	Time	Sector 1	Sector 2	Sector 3	T. Spd	Elapsed	Lap	D	Time	Sector 1	Sector 2	Sector 3	T. Spd	Elapsed
1		2:04.717	42.808	40.845	41.064	200.3	2:04.717								
2		1:59.184	38.264	40.488	40.432	244.3	4:03.901								
3		1:57.748	37.856	39.469	40.423	247.7	6:01.649	1		2:05.153	42.241	41.384	41.528	192.5	2:05.153
4		1:57.882	37.788	39.629	40.465	248.2	7:59.531	2		2:00.177	38.479	40.762	40.936	236.3	4:05.330
5		1:58.065	37.945	39.674	40.446	245.4	9:57.596	3		1:58.962	38.317	39.822	40.823	226.8	6:04.292
6		1:57.858	37.796	39.583	40.479	248.2	11:55.454	4		1:59.853	38.396	40.964	40.493	230.7	8:04.145
7		1:58.083	37.760	39.815	40.508	247.1	13:53.537	5		1:59.044	38.132	40.571	40.341	234.7	10:03.189
8		1:59.037	37.712	40.099	41.226	244.8	15:52.574	6		1:59.492	38.392	40.174	40.926	226.8	12:02.681
9		1:58.729	38.214	39.812	40.703	242.6	17:51.303	7		2:00.800	38.390	41.665	40.745	225.4	14:03.481
10		1:58.371	38.043	39.803	40.525	243.7	19:49.674	8		1:59.165	37.919	40.053	41.193	234.7	16:02.646
11		1:58.398	37.938	39.794	40.666	244.8	21:48.072	9		2:00.157	38.417	40.654	41.086	221.3	18:02.803
12		1:58.645	38.115	39.783	40.747	243.7	23:46.717	10		1:59.296	38.327	40.157	40.812	225.4	20:02.099
13		2:00.186	38.103	40.246	41.837	241.0	25:46.903	11		1:58.869	37.844	40.475	40.550	241.0	22:00.968
								12		2:01.307	38.522	41.321	41.464	225.0	24:02.275
								13		2:00.832	38.632	41.205	40.995	238.9	26:03.107





Autodromo Nazionale Monza

TCR Europe

Race - 1

Lap Analysis



15

Sami Taoufik

Audi RS 3 LMS

18

Paul Ip Kung Ching

Honda Civic Type R FK7 TCR

Comtoy Racing

Brutal Fish Racing Team

Lap D	Time	Sector 1	Sector 2	Sector 3	T. Spd	Elapsed	Lap D	Time	Sector 1	Sector 2	Sector 3	T. Spd	Elapsed
1	2:09.203	44.408	41.255	43.540	205.3	2:09.203	1	2:16.532	48.205	42.887	45.440	209.3	2:16.532
2	2:00.504	38.619	40.614	41.271	221.7	4:09.707	2	2:02.503	38.753	42.102	41.648	248.8	4:19.035
3	1:58.690	38.123	40.004	40.563	232.2	6:08.397	3	2:02.375	38.610	41.860	41.905	247.7	6:21.410
4	1:59.431	38.133	40.414	40.884	238.4	8:07.828	4	2:01.621	38.494	41.301	41.826	246.0	8:23.031
5	2:00.591	38.143	41.275	41.173	239.4	10:08.419	5	2:01.965	38.549	41.160	42.256	246.0	10:24.996
6	1:59.295	38.323	40.188	40.784	253.5	12:07.714	6	2:03.583	39.549	41.393	42.641	250.5	12:28.579
7	1:59.483	38.375	40.302	40.806	242.1	14:07.197	7	2:01.544	38.266	41.499	41.779	248.8	14:30.123
8	1:59.547	38.310	40.301	40.936	238.9	16:06.744	8	2:09.188	45.131	42.013	42.044	251.1	16:39.311
9	1:59.738	38.623	40.346	40.769	246.0	18:06.482	9	2:02.802	38.612	41.980	42.210	244.3	18:42.113
10	1:59.667	38.352	40.306	41.009	247.1	20:06.149	10	2:04.325	38.743	43.001	42.581	242.1	20:46.438
11	1:59.683	38.395	40.254	41.034	246.0	22:05.832	11	2:03.927	39.255	42.306	42.366	243.7	22:50.365
12	2:00.266	38.402	40.736	41.128	248.8	24:06.098	12	2:05.516	39.229	42.704	43.583	241.6	24:55.881
13	1:59.733	38.271	40.321	41.141	247.7	26:05.831	13	2:06.190	39.270	43.228	43.692	240.0	27:02.071

16

Gilles Magnus

Audi RS 3 LMS

19

Andreas Bäckman

Hyundai i30 N TCR

Comtoy Racing

Target Competition

Lap D	Time	Sector 1	Sector 2	Sector 3	T. Spd	Elapsed	Lap D	Time	Sector 1	Sector 2	Sector 3	T. Spd	Elapsed
1	2:04.563	42.547	41.002	41.014	198.5	2:04.563	1	2:06.408	42.774	41.582	42.052	208.0	2:06.408
2	1:59.851	38.238	40.668	40.945	255.9	4:04.414	2	1:59.176	37.826	40.277	41.073	249.4	4:05.584
3	1:58.279	38.043	39.788	40.448	252.3	6:02.693	3	1:58.880	38.463	39.930	40.487	255.9	6:04.464
4	1:59.034	38.156	40.152	40.726	251.7	8:01.727	4	1:58.204	37.981	39.581	40.642	231.7	8:02.668
5	1:59.449	38.736	40.066	40.647	245.4	10:01.176	5	1:59.457	38.044	40.106	41.307	222.2	10:02.125
6	1:58.634	37.783	40.109	40.742	252.3	11:59.810	6	1:59.766	38.679	40.329	40.758	214.7	12:01.891
7	1:58.954	37.872	40.106	40.976	252.9	13:58.764	7	1:58.726	38.262	39.773	40.691	218.1	14:00.617
8	1:59.638	39.038	39.985	40.615	240.0	15:58.402	8	1:58.641	38.341	39.783	40.517	211.7	15:59.258
9	1:58.755	37.974	40.069	40.712	252.9	17:57.157	9	1:58.146	37.641	39.844	40.661	238.9	17:57.404
10	1:59.841	37.983	40.728	41.130	249.4	19:56.998	10	2:00.167	37.822	40.938	41.407	233.7	19:57.571
11	1:59.672	38.025	40.222	41.425	255.3	21:56.670	11	2:02.346	38.951	41.876	41.519	225.4	21:59.917
12	2:00.513	38.778	40.573	41.162	253.5	23:57.183	12	1:59.360	37.952	40.322	41.086	238.4	23:59.277
13	2:00.498	38.750	40.391	41.357	244.3	25:57.681	13	2:00.471	38.280	40.446	41.745	242.6	25:59.748

17

Martin Ryba

Honda Civic Type R FK7 TCR

21

Marie Baus-Coppens

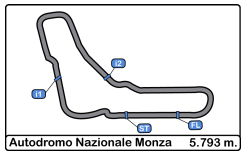
CUPRA TCR

Brutal Fish Racing Team

JSB Compétition

Lap D	Time	Sector 1	Sector 2	Sector 3	T. Spd	Elapsed	Lap D	Time	Sector 1	Sector 2	Sector 3	T. Spd	Elapsed
1	2:09.645	46.085	42.169	41.391	216.0	2:09.645	1	2:14.208	48.873	42.554	42.781	206.5	2:14.208
2	2:02.015	38.647	41.191	42.177	222.6	4:11.660	2	2:02.655	38.909	42.481	41.265	233.7	4:16.863
3	1:59.600	38.028	40.813	40.759	248.2	6:11.260	3	2:01.257	38.239	40.922	42.096	236.3	6:18.120
4	2:00.466	38.844	40.434	41.188	222.6	8:11.726	4	2:02.109	38.867	40.839	42.403	213.0	8:20.229
5	2:00.626	39.287	40.211	41.128	251.7	10:12.352	5	2:02.010	39.481	41.010	41.519	235.2	10:22.239
6	1:59.205	37.989	40.367	40.849	251.1	12:11.557	6	2:00.053	38.239	40.597	41.217	244.8	12:22.292
7	1:59.309	38.248	40.278	40.783	246.5	14:10.866	7	2:00.210	38.408	40.475	41.327	240.5	14:22.502
8	1:59.413	38.016	40.226	41.171	252.3	16:10.279	8	2:00.357	38.796	40.532	41.029	239.4	16:22.859
9	1:58.962	36.984	40.743	41.235	252.3	18:09.241	9	2:01.411	39.156	40.693	41.562	211.7	18:24.270
10	2:00.151	38.483	40.415	41.253	226.8	20:09.392	10	2:00.471	38.426	40.859	41.186	242.6	20:24.741
11	2:02.899	38.412	43.153	41.334	242.1	22:12.291	11	2:00.716	38.429	40.915	41.372	243.2	22:25.457
12	1:59.571	38.187	40.379	41.005	250.5	24:11.862	12	2:00.753	38.425	40.816	41.512	237.3	24:26.210
13	2:00.372	38.450	40.720	41.202	243.7	26:12.234	13	2:00.603	38.474	40.696	41.433	240.5	26:26.813





Autodromo Nazionale Monza

TCR Europe

Race - 1

Lap Analysis



22

Josh Burdon

Honda Civic Type R FK7 TCR

25

Natan Bihel

Hyundai i30 N TCR

Brutal Fish Racing Team

M Racing

Lap D	Time	Sector 1	Sector 2	Sector 3	T. Spd	Elapsed	Lap D	Time	Sector 1	Sector 2	Sector 3	T. Spd	Elapsed
1	2:11.142	47.123	41.982	42.037	213.4	2:11.142	1	2:08.706	45.015	41.176	42.515	213.4	2:08.706
2	2:00.204	37.956	41.057	41.191	244.8	4:11.346	2	1:59.771	38.566	40.486	40.719	236.3	4:08.477
3	1:58.636	37.802	40.273	40.561	254.7	6:09.982	3	2:01.512	37.916	40.400	43.196	227.3	6:09.989
4	1:59.023	38.280	40.153	40.590	235.8	8:09.005	4	2:00.147	39.379	40.075	40.693	195.6	8:10.136
5	1:59.737	38.049	40.387	41.301	250.5	10:08.742	5	1:59.019	37.694	40.158	41.167	232.7	10:09.155
6	2:01.909	41.157	40.174	40.578	254.7	12:10.651	6	2:03.430	41.161	40.865	41.404	250.5	12:12.585
7	1:58.939	38.088	40.162	40.689	246.0	14:09.590	7	1:59.217	37.822	40.116	41.279	232.7	14:11.802
8	1:58.841	38.044	40.307	40.490	251.7	16:08.431	8	1:58.754	37.813	40.052	40.889	240.0	16:10.556
9	1:59.986	38.110	40.756	41.120	252.9	18:08.417	9	1:59.329	38.034	40.366	40.929	231.2	18:09.885
10	2:00.339	38.306	40.336	41.697	238.4	20:08.756	10	2:00.027	38.089	40.654	41.284	236.8	20:09.912
11	1:59.276	38.087	40.566	40.623	250.5	22:08.032	11	1:59.901	38.078	41.029	40.794	238.4	22:09.813
12	1:59.613	37.978	40.817	40.818	250.5	24:07.645	12	2:00.350	38.696	40.673	40.981	198.8	24:10.163
13	1:59.935	38.170	40.702	41.063	248.2	26:07.580	13	1:59.474	37.926	40.215	41.333	227.8	26:09.637

23

Tamás Tenke

CUPRA TCR

26

Jessica Bäckman

Hyundai i30 N TCR

Zengő Motorsport

Target Competition

Lap D	Time	Sector 1	Sector 2	Sector 3	T. Spd	Elapsed	Lap D	Time	Sector 1	Sector 2	Sector 3	T. Spd	Elapsed
1	2:26.589	1:01.709	42.828	42.052	184.6	2:26.589	1	2:12.726	47.954	41.717	43.055	203.3	2:12.726
2	2:00.882	38.590	40.906	41.386	242.6	4:27.471	2	1:59.212	37.900	40.066	41.246	242.6	4:11.938
3	2:00.394	38.734	40.649	41.011	241.6	6:27.865	3	2:00.857	38.231	40.430	42.196	211.3	6:12.795
4	1:59.745	38.408	40.344	40.993	244.8	8:27.610	4	2:00.483	38.581	40.204	41.698	223.6	8:13.278
5	1:59.617	38.331	40.200	41.086	245.4	10:27.227	5	1:59.882	38.644	40.239	40.999	228.8	10:13.160
6	2:00.386	38.169	40.719	41.498	246.5	12:27.613	6	2:00.136	38.306	40.261	41.569	220.4	12:13.296
7	2:02.135	38.371	40.753	43.011	246.0	14:29.748	7	2:05.964	39.444	45.073	41.447	236.3	14:19.260
8	2:00.388	38.732	40.490	41.166	247.7	16:30.136	8	2:00.413	38.776	40.324	41.313	212.5	16:19.673
9	2:00.713	38.989	40.459	41.265	231.7	18:30.849	9	2:00.058	38.341	40.421	41.296	238.4	18:19.731
10	2:00.150	38.458	40.319	41.373	243.7	20:30.999	10	1:59.586	38.323	40.293	40.970	230.2	20:19.317
11	2:00.399	38.602	40.404	41.393	243.2	22:31.398	11	1:59.134	38.070	40.138	40.926	234.7	22:18.451
12	2:00.369	38.514	40.433	41.422	243.7	24:31.767	12	1:59.361	38.115	40.453	40.793	229.2	24:17.812
13	2:00.653	38.593	40.695	41.365	243.7	26:32.420	13	2:01.418	38.879	40.970	41.569	234.7	26:19.230

24

Julien Briché

Peugeot 308 TCR

27

John Filippi

CUPRA TCR

JSB Compétition

PCR Sport

Lap D	Time	Sector 1	Sector 2	Sector 3	T. Spd	Elapsed	Lap D	Time	Sector 1	Sector 2	Sector 3	T. Spd	Elapsed
1	2:00.503	40.181	39.693	40.629	194.9	2:00.503	1	2:07.016	44.287	41.297	41.432	204.9	2:07.016
2	1:58.107	37.730	39.678	40.699	245.4	3:58.610	2	1:59.486	38.485	39.832	41.169	244.3	4:06.502
3	1:57.936	37.720	39.826	40.390	248.2	5:56.546	3	1:59.296	38.094	40.096	41.106	245.4	6:05.798
4	1:57.785	37.657	39.644	40.484	248.8	7:54.331	4	1:59.295	38.145	40.521	40.629	243.7	8:05.093
5	1:58.299	37.645	39.950	40.704	250.0	9:52.630	5	1:58.955	37.949	40.325	40.681	243.7	10:04.048
6	1:58.264	37.736	39.857	40.671	248.2	11:50.894	6	1:59.855	38.079	40.411	41.365	235.8	12:03.903
7	1:58.116	37.673	39.871	40.572	245.4	13:49.010	7	2:00.062	38.328	40.613	41.121	240.0	14:03.965
8	1:58.648	37.832	40.105	40.711	246.0	15:47.658	8	1:59.461	38.251	40.450	40.760	240.0	16:03.426
9	1:58.730	37.877	39.982	40.871	249.4	17:46.388	9	2:00.280	38.266	41.358	40.656	231.2	18:03.706
10	1:59.088	37.815	40.221	41.052	243.7	19:45.476	10	1:59.565	38.395	40.275	40.895	203.3	20:03.271
11	1:58.625	37.728	40.106	40.791	247.7	21:44.101	11	1:59.004	38.171	40.135	40.698	243.2	22:02.275
12	1:58.773	37.802	40.067	40.904	248.8	23:42.874	12	1:59.674	38.487	40.399	40.788	239.4	24:01.949
13	1:59.319	37.965	40.409	40.945	241.6	25:42.193	13	1:59.447	38.197	40.436	40.814	248.2	26:01.396

30

Luca Filippi

Hyundai i30 N TCR

BRC Racing Team

Lap D	Time	Sector 1	Sector 2	Sector 3	T. Spd	Elapsed
1	3:16.857	47.326	1:10.726	1:18.805	206.5	3:16.857





Autodromo Nazionale Monza
TCR Europe
Race - 1
Lap Analysis



34

Stian Paulsen

CUPRA TCR **55**

Santiago Urrutia

Audi RS 3 LMS

Stian Paulsen Racing

Team WRT

Lap	D	Time	Sector 1	Sector 2	Sector 3	T. Spd	Elapsed	Lap	D	Time	Sector 1	Sector 2	Sector 3	T. Spd	Elapsed
1		2:08.694	45.595	41.660	41.439	213.8	2:08.694	1		2:02.358	41.430	39.980	40.948	192.8	2:02.358
2		2:00.503	38.684	40.791	41.028	251.7	4:09.197	2		1:58.428	37.814	39.851	40.763	250.5	4:00.786
3		1:58.541	37.910	39.828	40.803	240.5	6:07.738	3		1:58.124	37.781	39.722	40.621	251.1	5:58.910
4		1:59.843	38.564	40.317	40.962	240.5	8:07.581	4		1:58.275	37.840	39.675	40.760	251.1	7:57.185
5		2:00.034	38.597	40.789	40.648	241.0	10:07.615	5		1:58.572	37.965	39.742	40.865	250.5	9:55.757
6		1:59.390	38.603	40.020	40.767	237.8	12:07.005	6		1:58.345	37.924	39.706	40.715	250.0	11:54.102
7		1:59.262	38.237	40.284	40.741	233.7	14:06.267	7		1:58.508	37.868	39.928	40.712	250.5	13:52.610
8		2:00.107	38.152	40.471	41.484	244.3	16:06.374	8		1:59.986	37.878	40.795	41.313	250.0	15:52.596
9		1:58.793	38.407	39.665	40.721	242.1	18:05.167	9		1:59.632	38.532	40.278	40.822	244.8	17:52.228
10		1:58.781	38.259	39.811	40.711	235.8	20:03.948	10		1:58.987	37.856	40.299	40.832	251.1	19:51.215
11		1:59.255	38.049	40.339	40.867	227.3	22:03.203	11		1:59.518	38.025	40.440	41.053	248.8	21:50.733
12		1:59.230	38.288	40.006	40.936	236.3	24:02.433	12		1:59.370	37.997	40.266	41.107	249.4	23:50.103
13		2:00.556	38.493	41.032	41.031	249.4	26:02.989	13		2:00.203	38.200	40.514	41.489	248.2	25:50.306

45

Gianni Morbidelli

Volkswagen Golf GTI TCR **58**

Dominik Baumann

Hyundai i30 N TCR

WestCoast Racing

Target Competition

Lap	D	Time	Sector 1	Sector 2	Sector 3	T. Spd	Elapsed	Lap	D	Time	Sector 1	Sector 2	Sector 3	T. Spd	Elapsed
1		2:08.525	42.496	42.000	44.029	196.0	2:08.525	1		2:07.852	45.311	41.223	41.318	207.2	2:07.852
2		1:59.352	37.919	40.485	40.948	238.4	4:07.877	2		1:58.665	37.971	39.724	40.970	248.2	4:06.517
3		1:59.211	38.404	39.994	40.813	237.3	6:07.088	3		1:59.151	38.184	40.112	40.855	233.2	6:05.668
4		1:58.958	38.465	39.827	40.666	240.5	8:06.046	4		1:58.744	37.856	40.177	40.711	235.8	8:04.412
5		1:58.933	37.990	40.045	40.898	237.3	10:04.979	5		1:59.464	37.992	40.744	40.728	232.7	10:03.876
6		1:59.839	38.669	40.470	40.700	230.2	12:04.818	6		1:59.594	38.408	40.460	40.726	218.6	12:03.470
7		2:05.779 P	37.879	40.268	47.632	241.0	14:10.597	7		1:59.534	38.040	40.893	40.601	230.7	14:03.004
8		6:01.504	4:40.116	40.430	40.958	88.4	20:12.101	8		1:59.395	37.660	39.937	41.798	232.2	16:02.399
9		2:08.971	38.088	41.386	49.497	247.7	22:21.072	9		1:59.405	38.445	40.083	40.877	241.6	18:01.804
10		2:18.407 P	38.270	42.567	57.570	246.5	24:39.479	10		1:59.003	38.002	40.149	40.852	246.0	20:00.807
11		1:59.201						11		1:59.201	37.820	39.848	41.533	237.8	22:00.008
12		1:59.375						12		1:59.375	38.185	40.220	40.970	226.8	23:59.383
13		2:00.374						13		2:00.374	38.339	40.399	41.636	224.5	25:59.757

46

Olli Kangas

Volkswagen Golf GTI TCR

WestCoast Racing

Lap	D	Time	Sector 1	Sector 2	Sector 3	T. Spd	Elapsed
1		2:13.675	47.633	41.937	44.105	209.7	2:13.675
2		1:59.459	38.551	40.255	40.653	243.2	4:13.134
3		1:59.206	38.393	40.078	40.735	218.6	6:12.340
4		2:00.075	38.240	40.377	41.458	250.5	8:12.415
5		2:00.121	38.785	40.386	40.950	237.8	10:12.536
6		2:01.102	38.310	40.710	42.082	241.6	12:13.638
7		2:00.432	38.753	40.428	41.251	234.2	14:14.070
8		2:00.876	38.724	41.101	41.051	243.7	16:14.946
9		1:59.828	38.552	40.359	40.917	242.6	18:14.774
10		1:59.816	38.419	40.355	41.042	241.6	20:14.590
11		2:00.339	38.731	40.353	41.255	229.7	22:14.929
12		2:00.392	38.777	40.476	41.139	232.7	24:15.321
13		2:00.318	38.581	40.655	41.082	239.4	26:15.639

70

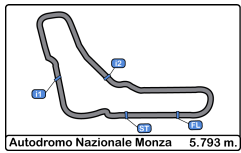
Mat'o Homola

Hyundai i30 N TCR

Target Competition

Lap	D	Time	Sector 1	Sector 2	Sector 3	T. Spd	Elapsed
1		2:06.842	44.069	41.314	41.459	207.6	2:06.842
2		1:59.028	37.828	40.063	41.137	240.0	4:05.870
3		1:58.389	38.117	39.608	40.664	238.9	6:04.259
4		1:59.608	38.559	40.483	40.566	233.2	8:03.867
5		1:58.233	37.808	39.620	40.805	232.2	10:02.100
6		1:58.618	38.377	39.781	40.460	232.7	12:00.718
7		1:58.022	37.481	39.912	40.629	242.1	13:58.740
8		1:58.634	38.155	39.863	40.616	241.0	15:57.374
9		1:59.259	37.898	40.594	40.767	238.9	17:56.633
10		2:00.138	37.898	41.234	41.006	238.9	19:56.771
11		1:59.616	38.250	40.284	41.082	237.8	21:56.387
12		1:59.966	38.470	40.577	40.919	242.1	23:56.353
13		2:00.002	38.542	40.274	41.186	238.9	25:56.355





Autodromo Nazionale Monza

TCR Europe

Race - 1

Lap Analysis



85

Guilherme Salas

Renault Mégane RS

96

Abdulla Ali Al-Khelaifi

CUPRA TCR

Vukovic Motorsport

QMMF Racing by PCR Sport

Lap D	Time	Sector 1	Sector 2	Sector 3	T. Spd	Elapsed	Lap D	Time	Sector 1	Sector 2	Sector 3	T. Spd	Elapsed
1	2:14.868	53.704	40.281	40.883	210.9	2:14.868	1	2:12.583	45.635	43.348	43.600	208.4	2:12.583
2	2:00.770	38.391	41.413	40.966	241.0	4:15.638	2	1:59.902	38.447	40.425	41.030	238.4	4:12.485
3	1:59.018	37.927	40.449	40.642	247.1	6:14.656	3	1:59.652	38.570	40.200	40.882	197.0	6:12.137
4	1:58.873	37.856	40.049	40.968	251.1	8:13.529	4	2:01.204	38.769	40.572	41.863	220.4	8:13.341
5	2:00.244	38.821	40.712	40.711	221.7	10:13.773	5	2:00.294	38.791	40.584	40.919	219.0	10:13.635
6	1:59.787	38.022	40.539	41.226	244.8	12:13.560	6	2:00.631	38.602	40.532	41.497	225.0	12:14.266
7	1:59.511	38.499	40.303	40.709	236.3	14:13.071	7	2:00.317	38.473	40.709	41.135	242.1	14:14.583
8	1:58.967	38.009	40.197	40.761	244.8	16:12.038	8	2:00.974	38.352	41.045	41.577	245.4	16:15.557
9	1:59.080	38.067	40.331	40.682	247.1	18:11.118	9	1:59.894	38.517	40.567	40.810	247.7	18:15.451
10	1:59.476	38.201	40.429	40.846	246.5	20:10.594	10	2:00.366	38.917	40.332	41.117	249.4	20:15.817
11	1:59.911	38.066	40.967	40.878	246.0	22:10.505	11	2:00.047	38.412	40.531	41.104	245.4	22:15.864
12	2:00.273	38.375	40.747	41.151	219.5	24:10.778	12	2:00.001	38.443	40.565	40.993	231.2	24:15.865
13	1:59.802	38.285	40.439	41.078	235.2	26:10.580	13	2:00.970	38.343	40.781	41.846	246.0	26:16.835

88

Maxime Potty

Volkswagen Golf GTI TCR

111

Teddy Clairet

Peugeot 308 TCR

Team WRT

Team Clairet Sport

Lap D	Time	Sector 1	Sector 2	Sector 3	T. Spd	Elapsed	Lap D	Time	Sector 1	Sector 2	Sector 3	T. Spd	Elapsed
1	2:06.947	43.206	42.280	41.461	201.4	2:06.947	1	2:04.248	41.919	41.356	40.973	193.5	2:04.248
2	1:59.976	38.347	39.973	41.656	244.8	4:06.923	2	2:00.689	38.426	41.282	40.981	246.0	4:04.937
3	2:00.330	38.614	40.215	41.501	232.2	6:07.253	3	1:58.184	37.701	39.851	40.632	247.7	6:03.121
4	2:00.228	38.630	40.592	41.006	242.6	8:07.481	4	1:59.322	37.876	40.679	40.767	238.4	8:02.443
5	2:00.636	38.935	40.733	40.968	241.0	10:08.117	5	1:59.677	38.122	40.144	41.411	235.2	10:02.120
6	2:00.074	38.750	40.516	40.808	248.8	12:08.191	6	2:00.341	39.129	40.280	40.932	213.0	12:02.461
7	1:59.292	38.100	40.441	40.751	243.7	14:07.483	7	1:59.950	38.714	40.377	40.859	224.5	14:02.411
8	1:59.397	38.199	40.366	40.832	241.6	16:06.880	8	1:59.840	37.988	40.108	41.744	246.0	16:02.251
9	2:01.153	38.811	41.133	41.209	238.9	18:08.033	9	2:00.379	38.600	40.636	41.143	239.4	18:02.630
10	2:00.938	38.276	40.610	42.052	241.0	20:08.971	10	1:59.059	38.039	40.106	40.914	240.5	20:01.689
11	2:00.416	38.485	40.814	41.117	236.3	22:09.387	11	1:58.866	37.756	40.131	40.979	250.0	22:00.555
12	2:01.415	38.868	40.837	41.710	211.7	24:10.802	12	1:59.555	38.219	40.360	40.976	225.0	24:00.110
13	2:00.493	38.833	40.653	41.007	237.8	26:11.295	13	1:59.690	37.956	40.531	41.203	235.2	25:59.800

91

Grigoriy Burlutskiy

Volkswagen Golf GTI TCR

112

Jimmy Clairet

Peugeot 308 TCR

Carville Racing

Team Clairet Sport

Lap D	Time	Sector 1	Sector 2	Sector 3	T. Spd	Elapsed	Lap D	Time	Sector 1	Sector 2	Sector 3	T. Spd	Elapsed
1	2:10.461	46.937	42.035	41.489	206.1	2:10.461	1	2:08.136	44.874	41.521	41.741	201.4	2:08.136
2	2:00.547	38.346	41.075	41.126	244.8	4:11.008	2	2:01.554	39.971	40.504	41.079	228.3	4:09.690
3	1:59.444	38.662	39.964	40.818	240.0	6:10.452	3	1:59.246	38.290	40.017	40.939	219.0	6:08.936
4	2:01.146	39.052	40.945	41.149	215.1	8:11.598	4	1:59.228	37.870	40.423	40.935	216.8	8:08.164
5	2:02.782	40.872	41.056	40.854	241.0	10:14.380	5	2:00.980	38.360	40.796	41.824	223.1	10:09.144
6	2:00.145	38.451	40.302	41.392	244.3	12:14.525	6	1:59.715	38.197	40.445	41.073	228.8	12:08.859
7	2:00.419	38.562	40.650	41.207	236.3	14:14.944	7	1:59.208	38.179	39.876	41.153	212.5	14:08.067
8	2:00.951	38.785	40.458	41.708	248.2	16:15.895	8	1:59.399	37.874	40.321	41.204	222.2	16:07.466
9	2:00.001	38.596	40.518	40.887	226.8	18:15.896	9	2:00.997	38.500	40.845	41.652	228.8	18:08.463
10	2:00.447	38.993	40.561	40.893	246.0	20:16.343	10	2:00.635	38.374	40.598	41.663	217.7	20:09.098
11	2:00.035	38.282	40.680	41.073	240.5	22:16.378	11	2:00.564	37.585	41.512	41.467	234.7	22:09.662
12	2:00.063	38.452	40.554	41.057	240.0	24:16.441	12	2:00.036	38.323	40.470	41.243	213.0	24:09.698
13	2:00.368	38.527	40.669	41.172	244.8	26:16.809	13	1:59.175	37.955	40.058	41.162	227.3	26:08.873





Autodromo Nazionale Monza

TCR Europe

Race - 1

Lap Analysis



117

Albert Legutko

Honda Civic Type R FK7 TCR

Legutko Racing – ADAC Berlin

Lap	D	Time	Sector 1	Sector 2	Sector 3	T. Spd	Elapsed
1		2:14.082	48.725	42.571	42.786	213.0	2:14.082
2		2:01.514	38.875	41.215	41.424	237.3	4:15.596
3		2:02.417	39.373	40.966	42.078	230.7	6:18.013
4		2:02.286	38.864	40.901	42.521	235.8	8:20.299
5		2:02.438	39.307	41.322	41.809	240.0	10:22.737
6		2:03.852	38.642	42.144	43.066	246.5	12:26.589
7		2:02.981	38.990	41.095	42.896	241.6	14:29.570
8		2:02.176	39.286	41.261	41.629	240.0	16:31.746
9		2:01.985	38.965	41.338	41.682	239.4	18:33.731
10		2:02.148	38.809	41.454	41.885	244.3	20:35.879
11		2:02.213	38.978	41.076	42.159	242.6	22:38.092
12		2:04.068	40.563	41.436	42.069	211.7	24:42.160
13		2:03.892	39.820	41.930	42.142	220.8	26:46.052

123


Daniel Lloyd

Honda Civic Type R FK7 TCR

Brutal Fish Racing Team

Lap	D	Time	Sector 1	Sector 2	Sector 3	T. Spd	Elapsed
1		2:05.259	41.558	42.140	41.561	196.0	2:05.259
2		1:59.798	37.868	40.967	40.963	243.7	4:05.057
3		1:58.194	38.119	39.773	40.302	253.5	6:03.251
4		1:58.437	37.864	40.030	40.543	232.7	8:01.688
5		1:58.745	38.157	39.974	40.614	243.2	10:00.433
6		1:58.902	37.978	40.325	40.599	248.8	11:59.335
7		1:58.867	37.855	40.269	40.743	250.0	13:58.202
8		1:58.965	38.013	40.041	40.911	248.8	15:57.167
9		1:59.310	37.967	40.427	40.916	247.1	17:56.477
10		2:01.206	37.913	42.248	41.045	247.1	19:57.683
11		2:02.384	38.842	41.878	41.664	243.7	22:00.067





Autodromo Nazionale Monza

TCR Europe


Race - 1

Analysis by Lap



Num	Lap Time	Gap	Num	Lap Time	Gap	Num	Lap Time	Gap	Num	Lap Time	Gap	Num	Lap Time	Gap
Lap 1														
24	2:00.503		111	2:00.689	06.327	10	1:58.964	09.498	112	1:59.228	13.833	96	2:00.294	21.005
7	2:01.058	00.555	123	1:59.798	06.447	12	1:59.350	10.391	22	1:59.023	14.674	85	2:00.244	21.143
55	2:02.358	01.855	14	2:00.177	06.720	45	1:59.211	10.542	25	2:00.147	15.805	91	2:02.782	21.750
111	2:04.248	03.745	19	1:59.176	06.974	88	2:00.330	10.707	91	2:01.146	17.267	21	2:02.010	29.609
16	2:04.563	04.060	70	1:59.028	07.260	34	1:58.541	11.192	17	2:00.466	17.395	117	2:02.438	30.107
9	2:04.717	04.214	27	1:59.486	07.892	15	1:58.690	11.851	46	2:00.075	18.084	8	1:59.487	1 Lap
14	2:05.153	04.650	58	1:58.665	07.907	112	1:59.246	12.390	26	2:00.483	18.947	18	2:01.965	32.366
123	2:05.259	04.756	88	1:59.976	08.313	22	1:58.636	13.436	96	2:01.204	19.010	23	1:59.617	34.597
19	2:06.408	05.905	10	1:59.465	08.470	25	2:01.512	13.443	85	1:58.873	19.198	Num Lap Time Gap		
70	2:06.842	06.339	12	1:58.666	08.977	91	1:59.444	13.906	21	2:02.109	25.898	Lap 6		
88	2:06.947	06.444	45	1:59.352	09.267	17	1:59.600	14.714	117	2:02.286	25.968	24	1:58.264	
27	2:07.016	06.513	25	1:59.771	09.867	96	1:59.652	15.591	18	2:01.621	28.700	7	1:58.523	00.655
10	2:07.615	07.112	34	2:00.503	10.587	46	1:59.206	15.794	8	1:58.400	1 Lap	55	1:58.345	03.208
58	2:07.852	07.349	112	2:01.554	11.080	26	2:00.857	16.249	23	1:59.745	33.279	9	1:57.858	04.560
112	2:08.136	07.633	15	2:00.504	11.097	85	1:59.018	18.110	Num Lap Time Gap					
45	2:08.525	08.022	91	2:00.547	12.398	117	2:02.417	21.467	Lap 5					
34	2:08.694	08.191	22	2:00.204	12.736	21	2:01.257	21.574	24	1:58.299				
25	2:08.706	08.203	17	2:02.015	13.050	18	2:02.375	24.864	7	1:58.126	00.396			
12	2:08.921	08.418	26	1:59.212	13.328	8	4:05.826	1 Lap	55	1:58.572	03.127			
15	2:09.203	08.700	96	1:59.902	13.875	23	2:00.394	31.319	9	1:58.065	04.966			
17	2:09.645	09.142	46	1:59.459	14.524	Num Lap Time Gap			123	1:58.745	07.803			
91	2:10.461	09.958	117	2:01.514	16.986	Lap 4			16	1:59.449	08.546			
22	2:11.142	10.639	85	2:00.770	17.028	24	1:57.785		70	1:58.233	09.470			
96	2:12.583	12.080	21	2:02.655	18.253	7	1:57.942	00.569	111	1:59.677	09.490			
26	2:12.726	12.223	18	2:02.503	20.425	55	1:58.275	02.854	19	1:59.457	09.495			
46	2:13.675	13.172	23	2:00.882	28.861	9	1:57.882	05.200	14	1:59.044	10.559			
117	2:14.082	13.579	Num Lap Time Gap			123	1:58.437	07.357	58	1:59.464	11.246			
21	2:14.208	13.705	Lap 3			16	1:59.034	07.396	27	1:58.955	11.418			
85	2:14.868	14.365	24	1:57.936		111	1:59.322	08.112	10	1:58.946	11.824			
18	2:16.532	16.029	7	1:57.942	00.412	19	1:58.204	08.337	12	1:58.170	12.105			
8	2:20.454	19.951	55	1:58.124	02.364	70	1:59.608	09.536	45	1:58.933	12.349			
23	2:26.589	26.086	9	1:57.748	05.103	14	1:59.853	09.814	34	2:00.034	14.985			
30	3:16.857	1:16.354	16	1:58.279	06.147	58	1:58.744	10.081	88	2:00.636	15.487			
Num Lap Time Gap			111	1:58.184	06.575	27	1:59.295	10.762	15	2:00.591	15.789			
Lap 2			123	1:58.194	06.705	10	1:59.464	11.177	22	1:59.737	16.112			
24	1:58.107		70	1:58.389	07.713	45	1:58.958	11.715	112	2:00.980	16.514			
7	1:57.958	00.406	14	1:58.962	07.746	12	1:59.628	12.234	25	1:59.019	16.525			
55	1:58.428	02.176	19	1:58.880	07.918	88	2:00.228	13.150	17	2:00.626	19.722			
9	1:59.184	05.291	58	1:59.151	09.122	34	1:59.843	13.250	46	2:00.121	19.906			
Num Lap Time Gap			Num Lap Time Gap			Num Lap Time Gap			21	2:00.053	31.398			
Num Lap Time Gap			Num Lap Time Gap			Num Lap Time Gap			8	1:59.146	1 Lap			






Autodromo Nazionale Monza
TCR Europe
Race - 1
Analysis by Lap



Num	Lap Time	Gap	Num	Lap Time	Gap	Num	Lap Time	Gap	Num	Lap Time	Gap	Num	Lap Time	Gap
117	2:03.852	35.695	Lap 8			16	1:58.755	10.769	34	1:58.781	18.472	25	1:59.901	25.712
23	2:00.386	36.719	24	1:58.648		19	1:58.146	11.016	15	1:59.667	20.673	85	1:59.911	26.404
18	2:03.583	37.685	7	1:58.490	00.456	58	1:59.405	15.416	10	2:00.005	21.524	17	2:02.899	28.190
Num Lap Time Gap			9	1:59.037	04.916	111	2:00.379	16.242	22	2:00.339	23.280	46	2:00.339	30.828
Lap 7			55	1:59.986	04.938	14	2:00.157	16.415	88	2:00.938	23.495	96	2:00.047	31.763
24	1:58.116		123	1:58.965	09.509	12	1:59.865	17.145	112	2:00.635	23.622	91	2:00.035	32.277
7	1:58.075	00.614	70	1:58.634	09.716	27	2:00.280	17.318	17	2:00.151	23.916	26	1:59.134	34.350
55	1:58.508	03.600	16	1:59.638	10.744	34	1:58.793	18.779	25	2:00.027	24.436	8	1:59.347	1 Lap
9	1:58.083	04.527	19	1:58.641	11.600	15	1:59.738	20.094	85	1:59.476	25.118	45	2:08.971	2 Laps
123	1:58.867	09.192	111	1:59.840	14.593	10	2:00.345	20.607	45	6:01.504	2 Laps	21	2:00.716	41.356
70	1:58.022	09.730	58	1:59.395	14.741	88	2:01.153	21.645	46	1:59.816	29.114	23	2:00.399	47.297
16	1:58.954	09.754	14	1:59.165	14.988	22	1:59.986	22.029	96	2:00.366	30.341	117	2:02.213	53.991
19	1:58.726	11.607	27	1:59.461	15.768	112	2:00.997	22.075	91	2:00.447	30.867	18	2:03.927	1:06.264
111	1:59.950	13.401	12	1:58.788	16.010	17	1:58.962	22.853	26	1:59.586	33.841	Num Lap Time Gap		
58	1:59.534	13.994	34	2:00.107	18.716	25	1:59.329	23.497	8	1:59.572	1 Lap	Lap 12		
14	2:00.800	14.471	10	2:00.607	18.992	85	1:59.080	24.730	21	2:00.471	39.265	24	1:58.773	
27	2:00.062	14.955	15	1:59.547	19.086	46	1:59.828	28.386	23	2:00.150	45.523	7	1:58.738	00.356
12	1:59.757	15.870	88	1:59.397	19.222	96	1:59.894	29.063	117	2:02.148	50.403	9	1:58.645	03.843
10	1:59.702	17.033	112	1:59.399	19.808	91	2:00.001	29.508	18	2:04.325	1:00.962	55	1:59.370	07.229
34	1:59.262	17.257	22	1:58.841	20.773	26	2:00.058	33.343	Num Lap Time Gap			70	1:59.966	13.479
15	1:59.483	18.187	17	1:59.413	22.621	8	1:58.772	1 Lap	Lap 11			16	2:00.513	14.309
88	1:59.292	18.473	25	1:58.754	22.898	21	2:01.411	37.882	24	1:58.625		19	1:59.360	16.403
112	1:59.208	19.057	85	1:58.967	24.380	23	2:00.713	44.461	7	1:58.626	00.391	58	1:59.375	16.509
22	1:58.939	20.580	46	2:00.876	27.288	117	2:01.985	47.343	9	1:58.398	03.971	111	1:59.555	17.236
45	2:05.779	21.587	96	2:00.974	27.899	18	2:02.802	55.725	55	1:59.518	06.632	12	1:59.982	18.545
17	1:59.309	21.856	91	2:00.951	28.237	Num Lap Time Gap			70	1:59.616	12.286	27	1:59.674	19.075
25	1:59.217	22.792	26	2:00.413	32.015	Lap 10			16	1:59.672	12.569	14	2:01.307	19.401
85	1:59.511	24.061	8	1:58.835	1 Lap	24	1:59.088		19	2:02.346	15.816	34	1:59.230	19.559
46	2:00.432	25.060	21	2:00.357	35.201	7	1:58.965	00.390	58	1:59.201	15.907	15	2:00.266	23.224
96	2:00.317	25.573	23	2:00.388	42.478	9	1:58.371	04.198	123	2:02.384	15.966	10	2:00.071	24.235
91	2:00.419	25.934	117	2:02.176	44.088	55	1:58.987	05.739	111	1:58.866	16.454	22	1:59.613	24.771
26	2:05.964	30.250	18	2:09.188	51.653	70	2:00.138	11.295	14	1:58.869	16.867	112	2:00.036	26.824
21	2:00.210	33.492	Num Lap Time Gap			16	1:59.841	11.522	12	1:58.668	17.336	25	2:00.350	27.289
8	1:59.306	1 Lap	Lap 9			19	2:00.167	12.095	27	1:59.004	18.174	85	2:00.273	27.904
117	2:02.981	40.560	24	1:58.730		123	2:01.206	12.207	34	1:59.255	19.102	88	2:01.415	27.928
23	2:02.135	40.738	7	1:58.787	00.513	58	1:59.003	15.331	15	1:59.683	21.731	17	1:59.571	28.988
18	2:01.544	41.113	9	1:58.729	04.915	111	1:59.059	16.213	10	2:00.038	22.937	46	2:00.392	32.447
			55	1:59.632	05.840	14	1:59.296	16.623	22	1:59.276	23.931	96	2:00.001	32.991
			123	1:59.310	10.089	12	1:59.236	17.293	88	2:00.416	25.286	91	2:00.063	33.567
			70	1:59.259	10.245	27	1:59.565	17.795	112	2:00.564	25.561	26	1:59.361	34.938





Autodromo Nazionale Monza

TCR Europe

Race - 1

Analysis by Lap



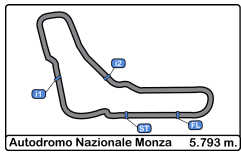
Num	Lap Time	Gap
8	2:05.337	1 Lap
21	2:00.753	43.336
23	2:00.369	48.893
45	2:18.407	2 Laps
117	2:04.068	59.286
18	2:05.516	1:13.007

Num	Lap Time	Gap
-----	----------	-----

Lap 13

24	1:59.319	
7	1:59.372	00.409
9	2:00.186	04.710
55	2:00.203	08.113
70	2:00.002	14.162
16	2:00.498	15.488
19	2:00.471	17.555
58	2:00.374	17.564
111	1:59.690	17.607
12	1:59.232	18.458
27	1:59.447	19.203
34	2:00.556	20.796
14	2:00.832	20.914
15	1:59.733	23.638
10	1:59.860	24.776
22	1:59.935	25.387
112	1:59.175	26.680
25	1:59.474	27.444
85	1:59.802	28.387
88	2:00.493	29.102
17	2:00.372	30.041
46	2:00.318	33.446
91	2:00.368	34.616
96	2:00.970	34.642
26	2:01.418	37.037
21	2:00.603	44.620
23	2:00.653	50.227
117	2:03.892	1:03.859
18	2:06.190	1:19.878





Autodromo Nazionale Monza

TCR Europe


Race - 1

Best Sectors Results



Sector - 1				Sector - 2				Sector - 3				Ideal Lap vs Best Lap			
Clas	Nº	Driver	Time	Nº	Driver	Time	Nº	Driver	Time	Clas	Nº	Driver	Ideal Lap	Best Lap	Clas
1	17	Martin Ryba	36.984	9	Josh Files	39.469	123	Daniel Lloyd	40.302	1	7	Aurélien Comte	1:57.527	1:57.942	3
2	70	Mat'o Homola	37.481	19	Andreas Bäckman	39.581	14	Klim Gavrilov	40.341	2	70	Mat'o Homola	1:57.549	1:58.022	4
3	7	Aurélien Comte	37.484	8	Luca Engstler	39.595	7	Aurélien Comte	40.368	3	9	Josh Files	1:57.604	1:57.748	1
4	11	Jimmy Claret	37.585	70	Mat'o Homola	39.608	24	Julien Briché	40.390	4	24	Julien Briché	1:57.679	1:57.785	2
5	19	Andreas Bäckman	37.641	24	Julien Briché	39.644	12	Nelson Panciatici	40.401	5	19	Andreas Bäckman	1:57.709	1:58.146	6
6	24	Julien Briché	37.645	34	Stian Paulsen	39.665	9	Josh Files	40.423	6	123	Daniel Lloyd	1:57.930	1:58.194	9
7	58	Dominik Baumann	37.660	7	Aurélien Comte	39.675	16	Gilles Magnus	40.448	7	17	Martin Ryba	1:57.954	1:58.962	22
8	12	Nelson Panciatici	37.663	55	Santiago Urrutia	39.675	70	Mat'o Homola	40.460	8	12	Nelson Panciatici	1:57.971	1:58.170	7
9	25	Natan Bihel	37.694	58	Dominik Baumann	39.724	19	Andreas Bäckman	40.487	9	58	Dominik Baumann	1:57.985	1:58.665	14
10	11	Teddy Claret	37.701	123	Daniel Lloyd	39.773	22	Josh Burdon	40.490	10	14	Klim Gavrilov	1:58.007	1:58.869	17
11	9	Josh Files	37.712	16	Gilles Magnus	39.788	8	Luca Engstler	40.493	11	16	Gilles Magnus	1:58.019	1:58.279	10
12	55	Santiago Urrutia	37.781	14	Klim Gavrilov	39.822	15	Sami Taoufik	40.563	12	55	Santiago Urrutia	1:58.077	1:58.124	5
13	16	Gilles Magnus	37.783	45	Gianni Morbidelli	39.827	10	Viktor Davidovski	40.571	13	8	Luca Engstler	1:58.138	1:58.400	11
14	22	Josh Burdon	37.802	27	John Filippi	39.832	58	Dominik Baumann	40.601	14	111	Teddy Claret	1:58.184	1:58.184	8
15	14	Klim Gavrilov	37.844	111	Teddy Claret	39.851	55	Santiago Urrutia	40.621	15	34	Stian Paulsen	1:58.223	1:58.541	12
16	12	Daniel Lloyd	37.855	112	Jimmy Claret	39.876	27	John Filippi	40.629	16	45	Gianni Morbidelli	1:58.372	1:58.933	19
17	85	Guilherme Salas	37.856	12	Nelson Panciatici	39.907	111	Teddy Claret	40.632	17	112	Jimmy Claret	1:58.396	1:59.175	24
18	45	Gianni Morbidelli	37.879	91	Grigoriy Burlutskiy	39.964	85	Guilherme Salas	40.642	18	27	John Filippi	1:58.410	1:58.955	21
19	26	Jessica Bäckman	37.900	88	Maxime Potty	39.973	34	Stian Paulsen	40.648	19	25	Natan Bihel	1:58.439	1:58.754	16
20	34	Stian Paulsen	37.910	15	Sami Taoufik	40.004	46	Olli Kangas	40.653	20	22	Josh Burdon	1:58.445	1:58.636	13
21	27	John Filippi	37.949	10	Viktor Davidovski	40.022	45	Gianni Morbidelli	40.666	21	85	Guilherme Salas	1:58.547	1:58.873	18
22	8	Luca Engstler	38.050	85	Guilherme Salas	40.049	25	Natan Bihel	40.693	22	15	Sami Taoufik	1:58.690	1:58.690	15
23	88	Maxime Potty	38.100	25	Natan Bihel	40.052	88	Maxime Potty	40.751	23	10	Viktor Davidovski	1:58.756	1:58.946	20
24	15	Sami Taoufik	38.123	26	Jessica Bäckman	40.066	17	Martin Ryba	40.759	24	26	Jessica Bäckman	1:58.759	1:59.134	23
25	10	Viktor Davidovski	38.163	46	Olli Kangas	40.078	26	Jessica Bäckman	40.793	25	88	Maxime Potty	1:58.824	1:59.292	26
26	23	Tamás Tenke	38.169	22	Josh Burdon	40.153	96	Abdulla Ali Al-Khelaifi	40.810	26	46	Olli Kangas	1:58.971	1:59.206	25
27	21	Marie Baus-Coppens	38.239	23	Tamás Tenke	40.200	91	Grigoriy Burlutskiy	40.818	27	91	Grigoriy Burlutskiy	1:59.064	1:59.444	27
28	46	Olli Kangas	38.240	96	Abdulla Ali Al-Khelaifi	40.200	112	Jimmy Claret	40.935	28	96	Abdulla Ali Al-Khelaifi	1:59.353	1:59.652	29
29	18	Paul Ip Kung Ching	38.266	17	Martin Ryba	40.211	23	Tamás Tenke	40.993	29	23	Tamás Tenke	1:59.362	1:59.617	28
30	91	Grigoriy Burlutskiy	38.282	21	Marie Baus-Coppens	40.475	21	Marie Baus-Coppens	41.029	30	21	Marie Baus-Coppens	1:59.743	2:00.053	30
31	96	Abdulla Ali Al-Khelaifi	38.343	117	Albert Legutko	40.901	117	Albert Legutko	41.424	31	117	Albert Legutko	2:00.967	2:01.514	31
32	11	Albert Legutko	38.642	18	Paul Ip Kung Ching	41.160	18	Paul Ip Kung Ching	41.648	32	18	Paul Ip Kung Ching	2:01.074	2:01.544	32
33	30	Luca Filippi	47.326	30	Luca Filippi	1:10.726	30	Luca Filippi	1:18.805	33	30	Luca Filippi	3:16.857	3:16.857	33






Autodromo Nazionale Monza
TCR Europe
Race - 1
Leader Sequence



<u>N°</u>	<u>Driver</u>	<u>Nat</u>	<u>Team</u>	<u>Nat</u>	<u>Vehicle</u>	<u>Start Lap</u>	<u>End Lap</u>	<u>Laps</u>	<u>Total Laps</u>
24	Julien Bricé	FRA	JSB Compétition	FRA	Peugeot 308 TCR	1	13	13	13





Autodromo Nazionale Monza

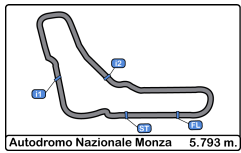
TCR Europe

Race - 1

Best 5 Lap Times



Cls	Nº	Driver	Nat	Team	Nat	Vehicle	Best 1		Best 2		Best 3		Best 4		Best 5	
							Time	Lap	Time	Lap	Time	Lap	Time	Lap	Time	Lap
1	9	Josh Files	GBR	Target Competition	GBR	Hyundai i30 N TCR	1:57.748	3	1:57.858	6	1:57.882	4	1:58.065	5	1:58.083	7
2	24	Julien Briché	FRA	JSB Compétition	FRA	Peugeot 308 TCR	1:57.785	4	1:57.936	3	1:58.107	2	1:58.116	7	1:58.264	6
3	7	Aurélien Comte	FRA	DG Sport Compétition	FRA	Peugeot 308 TCR	1:57.942	3	1:57.942	4	1:57.958	2	1:58.075	7	1:58.126	5
4	70	Mat'o Homola	SVK	Target Competition	SVK	Hyundai i30 N TCR	1:58.022	7	1:58.233	5	1:58.389	3	1:58.618	6	1:58.634	8
5	55	Santiago Urrutia	URU	Team WRT	URU	Audi RS 3 LMS	1:58.124	3	1:58.275	4	1:58.345	6	1:58.428	2	1:58.508	7
6	19	Andreas Bäckman	SW	Target Competition	SW	Hyundai i30 N TCR	1:58.146	9	1:58.204	4	1:58.641	8	1:58.726	7	1:58.880	3
7	12	Nelson Panciatichi	FRA	M Racing	FRA	Hyundai i30 N TCR	1:58.170	5	1:58.666	2	1:58.668	11	1:58.788	8	1:59.232	13
8	111	Teddy Claret	FRA	Team Claret Sport	FRA	Peugeot 308 TCR	1:58.184	3	1:58.866	11	1:59.059	10	1:59.322	4	1:59.555	12
9	123	Daniel Lloyd	GBR	Brutal Fish Racing Team	GBR	Honda Civic Type R FK7 TCR	1:58.194	3	1:58.437	4	1:58.745	5	1:58.867	7	1:58.902	6
10	16	Gilles Magnus	BEL	Comtoy Racing	BEL	Audi RS 3 LMS	1:58.279	3	1:58.634	6	1:58.755	9	1:58.954	7	1:59.034	4
11	8	Luca Engstler	GER	M1RA Motorsport	GER	Hyundai i30 N TCR	1:58.400	3	1:58.772	8	1:58.835	7	1:59.146	5	1:59.306	6
12	34	Stian Paulsen	NOR	Stian Paulsen Racing	NOR	CUPRA TCR	1:58.541	3	1:58.781	10	1:58.793	9	1:59.230	12	1:59.255	11
13	22	Josh Burdon	HKG	Brutal Fish Racing Team	HKG	Honda Civic Type R FK7 TCR	1:58.636	3	1:58.841	8	1:58.939	7	1:59.023	4	1:59.276	11
14	58	Dominik Baumann	AUT	Target Competition	AUT	Hyundai i30 N TCR	1:58.665	2	1:58.744	4	1:59.003	10	1:59.151	3	1:59.201	11
15	15	Sami Taoufik	MAR	Comtoy Racing	MAR	Audi RS 3 LMS	1:58.690	3	1:59.295	6	1:59.431	4	1:59.483	7	1:59.547	8
16	25	Natan Bihel	FRA	M Racing	FRA	Hyundai i30 N TCR	1:58.754	8	1:59.019	5	1:59.217	7	1:59.329	9	1:59.474	13
17	14	Klim Gavrilov	RUS	VRC Team	RUS	Audi RS 3 LMS	1:58.869	11	1:58.962	3	1:59.044	5	1:59.165	8	1:59.296	10
18	85	Guilherme Salas	BRA	Vukovic Motorsport	BRA	Renault Mégane RS	1:58.873	4	1:58.967	8	1:59.018	3	1:59.080	9	1:59.476	10
19	45	Gianni Morbidelli	ITA	WestCoast Racing	ITA	Volkswagen Golf GTI TCR	1:58.933	5	1:58.958	4	1:59.211	3	1:59.352	2	1:59.839	6
20	10	Viktor Davidovski	MKD	PSS Racing Team	MKD	Honda Civic Type R FK7 TCR	1:58.946	5	1:58.964	3	1:59.464	4	1:59.465	2	1:59.702	7
21	27	John Filippi	FRA	PCR Sport	FRA	CUPRA TCR	1:58.955	5	1:59.004	11	1:59.295	4	1:59.296	3	1:59.447	13
22	17	Martin Ryba	SVK	Brutal Fish Racing Team	SVK	Honda Civic Type R FK7 TCR	1:58.962	9	1:59.205	6	1:59.309	7	1:59.413	8	1:59.571	12
23	26	Jessica Bäckman	SW	Target Competition	SW	Hyundai i30 N TCR	1:59.134	11	1:59.212	2	1:59.361	12	1:59.586	10	1:59.882	5
24	112	Jimmy Claret	FRA	Team Claret Sport	FRA	Peugeot 308 TCR	1:59.175	13	1:59.208	7	1:59.228	4	1:59.246	3	1:59.399	8
25	46	Olli Kangas	FIN	WestCoast Racing	FIN	Volkswagen Golf GTI TCR	1:59.206	3	1:59.459	2	1:59.816	10	1:59.828	9	2:00.075	4
26	88	Maxime Potty	BEL	Team WRT	BEL	Volkswagen Golf GTI TCR	1:59.292	7	1:59.397	8	1:59.976	2	2:00.074	6	2:00.228	4
27	91	Grigoriy Burlutskiy	RUS	Carville Racing	RUS	Volkswagen Golf GTI TCR	1:59.444	3	2:00.001	9	2:00.035	11	2:00.063	12	2:00.145	6
28	23	Tamás Tenke	HUN	Zengő Motorsport	HUN	CUPRA TCR	1:59.617	5	1:59.745	4	2:00.150	10	2:00.369	12	2:00.386	6
29	96	Abdulla Ali Al-	QAT	QMMF Racing by PCR Sport	QAT	CUPRA TCR	1:59.652	3	1:59.894	9	1:59.902	2	2:00.001	12	2:00.047	11
30	21	Marie Baus-	FRA	JSB Compétition	FRA	CUPRA TCR	2:00.053	6	2:00.210	7	2:00.357	8	2:00.471	10	2:00.603	13
31	117	Albert Legutko	GER	Legutko Racing – ADAC Berlin	GER	Honda Civic Type R FK7 TCR	2:01.514	2	2:01.985	9	2:02.148	10	2:02.176	8	2:02.213	11
32	18	Paul Ip Kung	HKG	Brutal Fish Racing Team	HKG	Honda Civic Type R FK7 TCR	2:01.544	7	2:01.621	4	2:01.965	5	2:02.375	3	2:02.503	2
33	30	Luca Filippi	ITA	BRC Racing Team	ITA	Hyundai i30 N TCR	3:16.857	1								



Autodromo Nazionale Monza

TCR Europe

Race - 1

Best 5 Top Speeds



Cls	N°	Driver	Nat	Team	Nat	Vehicle	Top 1		Top 2		Top 3		Top 4		Top 5		Avg
							Km/h	Lap	Km/h	Lap	Km/h	Lap	Km/h	Lap	Km/h	Lap	
1	16	Gilles Magnus	BEL	Comtoyou Racing	BEL	Audi RS 3 LMS	255.9	2	255.3	11	253.5	12	252.9	7	252.9	9	254.1
2	19	Andreas Bäckman	SW	Target Competition	SW	Hyundai i30 N TCR	255.9	3	249.4	2	242.6	13	238.9	9	238.4	12	245.0
3	22	Josh Burdon	HKG	Brutal Fish Racing Team	HKG	Honda Civic Type R FK7 TCR	254.7	3	254.7	6	252.9	9	251.7	8	250.5	5	252.9
4	15	Sami Taoufik	MAR	Comtoyou Racing	MAR	Audi RS 3 LMS	253.5	6	248.8	12	247.7	13	247.1	10	246.0	9	248.6
5	123	Daniel Lloyd	GBR	Brutal Fish Racing Team	GBR	Honda Civic Type R FK7 TCR	253.5	3	250.0	7	248.8	6	248.8	8	247.1	9	249.6
6	17	Martin Ryba	SVK	Brutal Fish Racing Team	SVK	Honda Civic Type R FK7 TCR	252.3	8	252.3	9	251.7	5	251.1	6	250.5	12	251.6
7	34	Stian Paulsen	NOR	Stian Paulsen Racing	NOR	CUPRA TCR	251.7	2	249.4	13	244.3	8	242.1	9	241.0	5	245.7
8	18	Paul Ip Kung	HKG	Brutal Fish Racing Team	HKG	Honda Civic Type R FK7 TCR	251.1	8	250.5	6	248.8	2	248.8	7	247.7	3	249.4
9	55	Santiago Urrutia	URU	Team WRT	URU	Audi RS 3 LMS	251.1	3	251.1	4	251.1	10	250.5	2	250.5	5	250.9
10	85	Guilherme Salas	BRA	Vukovic Motorsport	BRA	Renault Mégane RS	251.1	4	247.1	3	247.1	9	246.5	10	246.0	11	247.6
11	8	Luca Engstler	GER	M1RA Motorsport	GER	Hyundai i30 N TCR	250.5	5	250.0	4	248.8	7	248.2	8	246.5	3	248.8
12	25	Natan Bihel	FRA	M Racing	FRA	Hyundai i30 N TCR	250.5	6	240.0	8	238.4	11	236.8	10	236.3	2	240.4
13	46	Olli Kangas	FIN	WestCoast Racing	FIN	Volkswagen Golf GTI TCR	250.5	4	243.7	8	243.2	2	242.6	9	241.6	6	244.3
14	7	Aurélien Comte	FRA	DG Sport Compétition	FRA	Peugeot 308 TCR	250.0	2	243.7	7	243.2	5	242.1	8	240.0	6	243.8
15	10	Viktor Davidovski	MKD	PSS Racing Team	MKD	Honda Civic Type R FK7 TCR	250.0	3	248.8	8	248.2	9	247.7	2	246.0	4	248.1
16	24	Julien Briché	FRA	JSB Compétition	FRA	Peugeot 308 TCR	250.0	5	249.4	9	248.8	4	248.8	12	248.2	3	249.0
17	111	Teddy Clairet	FRA	Team Clairet Sport	FRA	Peugeot 308 TCR	250.0	11	247.7	3	246.0	2	246.0	8	240.5	10	246.0
18	96	Abdulla Ali Al-	QAT	QMMF Racing by PCR Sport	QAT	CUPRA TCR	249.4	10	247.7	9	246.0	13	245.4	8	245.4	11	246.8
19	88	Maxime Potty	BEL	Team WRT	BEL	Volkswagen Golf GTI TCR	248.8	6	244.8	2	243.7	7	242.6	4	241.6	8	244.3
20	9	Josh Files	GBR	Target Competition	GBR	Hyundai i30 N TCR	248.2	4	248.2	6	247.7	3	247.1	7	245.4	5	247.3
21	27	John Filippi	FRA	PCR Sport	FRA	CUPRA TCR	248.2	13	245.4	3	244.3	2	243.7	4	243.7	5	245.1
22	58	Dominik Baumann	AUT	Target Competition	AUT	Hyundai i30 N TCR	248.2	2	246.0	10	241.6	9	237.8	11	235.8	4	241.9
23	91	Grigoriy Burlutskiy	RUS	Carville Racing	RUS	Volkswagen Golf GTI TCR	248.2	8	246.0	10	244.8	2	244.8	13	244.3	6	245.6
24	23	Tamás Tenke	HUN	Zengő Motorsport	HUN	CUPRA TCR	247.7	8	246.5	6	246.0	7	245.4	5	244.8	4	246.1
25	45	Gianni Morbidelli	ITA	WestCoast Racing	ITA	Volkswagen Golf GTI TCR	247.7	9	246.5	10	241.0	7	240.5	4	238.4	2	242.8
26	117	Albert Legutko	GER	Legutko Racing – ADAC Berlin	GER	Honda Civic Type R FK7 TCR	246.5	6	244.3	10	242.6	11	241.6	7	240.0	5	243.0
27	21	Marie Baus-	FRA	JSB Compétition	FRA	CUPRA TCR	244.8	6	243.2	11	242.6	10	240.5	7	240.5	13	242.3
28	26	Jessica Bäckman	SW	Target Competition	SW	Hyundai i30 N TCR	242.6	2	238.4	9	236.3	7	234.7	11	234.7	13	237.3
29	70	Mat'o Homola	SVK	Target Competition	SVK	Hyundai i30 N TCR	242.1	7	242.1	12	241.0	8	240.0	2	238.9	3	240.8
30	14	Klim Gavrilov	RUS	VRC Team	RUS	Audi RS 3 LMS	241.0	11	238.9	13	236.3	2	234.7	5	234.7	8	237.1
31	12	Nelson Panciatici	FRA	M Racing	FRA	Hyundai i30 N TCR	240.0	13	235.2	11	233.7	2	232.2	9	231.7	7	234.6
32	112	Jimmy Clairet	FRA	Team Clairet Sport	FRA	Peugeot 308 TCR	234.7	11	228.8	6	228.8	9	228.3	2	227.3	13	229.6
33	30	Luca Filippi	ITA	BRC Racing Team	ITA	Hyundai i30 N TCR	206.5	1									206.5



Autodromo Nazionale Monza

TCR Europe

Race - 1

Fastest Laps Sequence



Lap	Time of Day	Session Time	N°	Driver	Nat	Team	Nat	Vehicle	Time	Km/h
2	16:56:16.420	3:58.420	24	Julien Briché	FRA	JSB Compétition	FRA	Peugeot 308 TCR	1:58.107	176.5
2	16:56:16.826	3:58.826	7	Aurélien Comte	FRA	DG Sport Compétition	FRA	Peugeot 308 TCR	1:57.958	176.7
3	16:58:14.356	5:56.356	24	Julien Briché	FRA	JSB Compétition	FRA	Peugeot 308 TCR	1:57.936	176.8
3	16:58:19.459	6:01.459	9	Josh Files	GBR	Target Competition	GBR	Hyundai i30 N TCR	1:57.748	177.1





Autodromo Nazionale Monza

TCR Europe

Race - 1

Event Best Maximum Speed



N°	Driver	Nat	Team	Nat	Vehicle	Km/h	Session
16	Gilles Magnus	BEL	Comtoy Racing	BEL	Audi RS 3 LMS	255.9	Race - 1
19	Andreas Bäckma	SWE	Target Competition	SWE	Hyundai i30 N TCR	255.9	Race - 1
55	Santiago Urrutia	URU	Team WRT	URU	Audi RS 3 LMS	254.7	Free Practice - 2
22	Josh Burdon	HKG	Brutal Fish Racing Team	HKG	Honda Civic Type R FK7 TCR	254.7	Race - 1
24	Julien Briché	FRA	JSB Compétition	FRA	Peugeot 308 TCR	253.5	Free Practice - 2
123	Daniel Lloyd	GBR	Brutal Fish Racing Team	GBR	Honda Civic Type R FK7 TCR	253.5	Race - 1
15	Sami Taoufik	MAR	Comtoy Racing	MAR	Audi RS 3 LMS	253.5	Race - 1
30	Luca Filippi	ITA	BRC Racing Team	ITA	Hyundai i30 N TCR	252.9	Free Practice - 2
27	John Filippi	FRA	PCR Sport	FRA	CUPRA TCR	252.9	Free Practice - 2
17	Martin Ryba	SVK	Brutal Fish Racing Team	SVK	Honda Civic Type R FK7 TCR	252.3	Race - 1
70	Mat'o Homola	SVK	Target Competition	SVK	Hyundai i30 N TCR	251.7	Free Practice - 1
25	Natan Bihel	FRA	M Racing	FRA	Hyundai i30 N TCR	251.7	Free Practice - 2
34	Stian Paulsen	NOR	Stian Paulsen Racing	NOR	CUPRA TCR	251.7	Free Practice - 2
8	Luca Engstler	GER	M1RA Motorsport	GER	Hyundai i30 N TCR	251.7	Free Practice - 2
7	Aurélien Comte	FRA	DG Sport Compétition	FRA	Peugeot 308 TCR	251.7	Qualifying - 1
14	Klim Gavrilov	RUS	VRC Team	RUS	Audi RS 3 LMS	251.7	Qualifying - 2
85	Guilherme Salas	BRA	Vukovic Motorsport	BRA	Renault Mégane RS	251.1	Free Practice - 2
112	Jimmy Clairet	FRA	Team Clairet Sport	FRA	Peugeot 308 TCR	251.1	Qualifying - 1
18	Paul Ip Kung Chi	HKG	Brutal Fish Racing Team	HKG	Honda Civic Type R FK7 TCR	251.1	Race - 1
12	Nelson Panciatici	FRA	M Racing	FRA	Hyundai i30 N TCR	250.5	Free Practice - 2
10	Viktor Davidovski	MKD	PSS Racing Team	MKD	Honda Civic Type R FK7 TCR	250.5	Qualifying - 1
46	Olli Kangas	FIN	WestCoast Racing	FIN	Volkswagen Golf GTI TCR	250.5	Race - 1
111	Teddy Clairet	FRA	Team Clairet Sport	FRA	Peugeot 308 TCR	250.0	Race - 1
45	Gianni Morbidelli	ITA	WestCoast Racing	ITA	Volkswagen Golf GTI TCR	249.4	Free Practice - 1
9	Josh Files	GBR	Target Competition	GBR	Hyundai i30 N TCR	249.4	Free Practice - 1
23	Tamás Tenke	HUN	Zengő Motorsport	HUN	CUPRA TCR	249.4	Free Practice - 1
96	Abdulla Ali Al-Kh	QAT	QMMF Racing by PCR Sport	QAT	CUPRA TCR	249.4	Qualifying - 1
88	Maxime Potty	BEL	Team WRT	BEL	Volkswagen Golf GTI TCR	248.8	Free Practice - 2
58	Dominik Bauman	AUT	Target Competition	AUT	Hyundai i30 N TCR	248.8	Free Practice - 2
26	Jessica Bäckman	SWE	Target Competition	SWE	Hyundai i30 N TCR	248.2	Qualifying - 1
91	Grigoriy Burlutski	RUS	Carville Racing	RUS	Volkswagen Golf GTI TCR	248.2	Race - 1
21	Marie Baus-Copp	FRA	JSB Compétition	FRA	CUPRA TCR	247.7	Free Practice - 2
117	Albert Legutko	GER	Legutko Racing – ADAC Berlin	GER	Honda Civic Type R FK7 TCR	247.7	Free Practice - 2



Autodromo Nazionale Monza

TCR Europe

Race - 1


Lap Chart



LAP

Nr	Pos	Grid	1	2	3	4	5	6	7	8	9	10	11	12	13
24	1	24	24	24	24	24	24	24	24	24	24	24	24	24	24
7	2	7	7	7	7	7	7	7	7	7	7	7	7	7	7
55	3	55	55	55	55	55	55	55	55	9	9	9	9	9	9
14	4	14	111	9	9	9	9	9	55	55	55	55	55	55	55
111	5	111	16	16	16	123	123	123	123	123	123	70	70	70	70
123	6	123	9	111	111	16	16	16	70	70	70	16	16	16	16
45	7	45	14	123	123	111	70	70	16	16	16	19	19	19	19
16	8	16	123	14	70	19	111	19	19	19	19	123	58	58	58
9	9	9	19	19	14	70	19	111	111	111	58	58	123	111	111
88	10	88	70	70	19	14	14	14	58	58	111	111	111	12	12
27	11	27	88	27	58	58	58	58	14	14	14	14	14	27	27
19	12	19	27	58	27	27	27	27	27	27	12	12	12	14	34
112	13	112	10	88	10	10	10	45	12	12	27	27	27	34	14
30	14	30	58	10	12	45	12	12	10	34	34	34	34	15	15
15	15	15	112	12	45	12	45	10	34	10	15	15	15	10	10
8	16	8	45	45	88	88	34	34	15	15	10	10	10	22	22
70	17	70	34	25	34	34	88	15	88	88	88	22	22	112	112
10	18	10	25	34	15	15	15	88	112	112	22	88	88	25	25
96	19	96	12	112	112	112	22	112	22	22	112	112	112	85	85
12	20	12	15	15	22	22	112	22	45	17	17	17	25	88	88
25	21	25	17	91	25	25	25	17	17	25	25	25	85	17	17
58	22	58	91	22	91	91	17	25	25	85	85	85	17	46	46
91	23	91	22	17	17	17	46	26	85	46	46	46	46	96	91
23	24	23	96	26	96	46	26	85	46	96	96	96	96	91	96
34	25	34	26	96	46	26	96	46	96	91	91	91	91	26	26
46	26	46	46	46	26	96	85	96	91	26	26	26	26	21	21
26	27	26	117	117	85	85	91	91	26	21	21	21	21	23	23
85	28	85	21	85	117	21	21	21	21	23	23	23	23	117	117
21	29	21	85	21	21	117	117	117	117	117	117	117	117	18	18
17	30	17	18	18	18	18	18	23	23	18	18	18	18		
117	31	117	8	23	23	23	23	18	18	8	8	8	8		
18	32	18	23	8	8	8	8	8	8	45	45	45			
22	33	22	30												





Autodromo Nazionale Monza

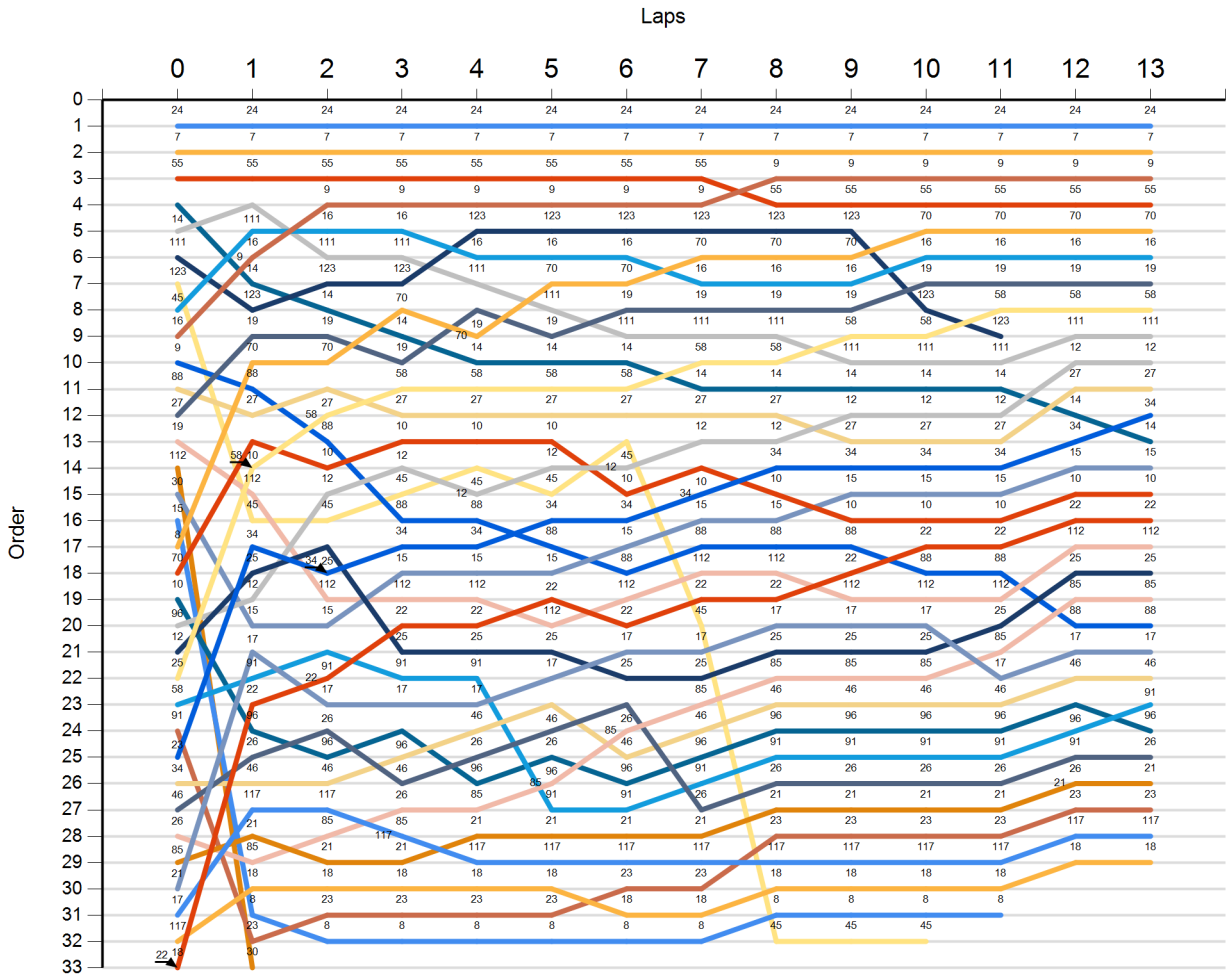
TCR Europe

Race - 1

Graphic Lap Chart



- 24
- 7
- 55
- 14
- 111
- 123
- 45
- 16
- 9
- 88
- 27
- 19
- 112
- 30
- 15
- 8
- 70
- 10
- 96
- 12
- 25
- 58
- 91
- 23
- 34
- 46
- 26
- 85
- 21
- 17
- 117
- 18
- 22





Autodromo Nazionale Monza

TCR Europe


Race - 1

Pit Stop Analysis

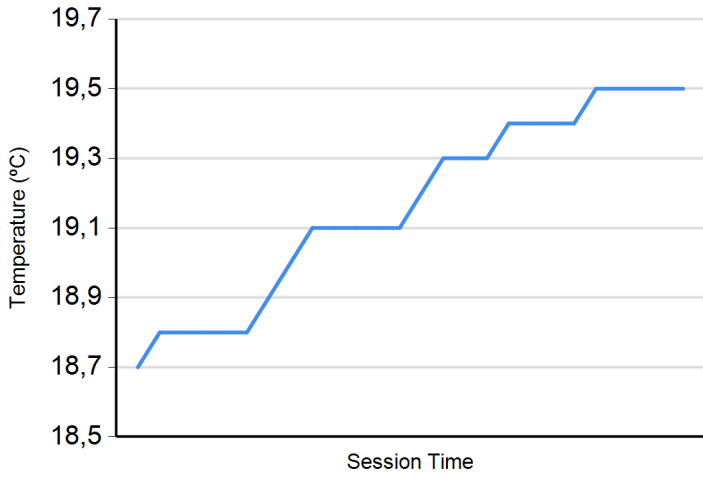


N°	In Day Time	Driver	Nat	Team	Nat	Vehicle	In Time	Stop N°	Pit Time	Handicap	Penalty
8	16:54:33.025	Luca Engstler	GER	M1RA Motorsport	GER	Hyundai i30 N TCR	2:15.215	1	2:10.345		
45	17:06:22.973	Gianni Morbidelli	ITA	WestCoast Racing	ITA	Volkswagen Golf GTI TCR	14:05.163	1	3:55.624		

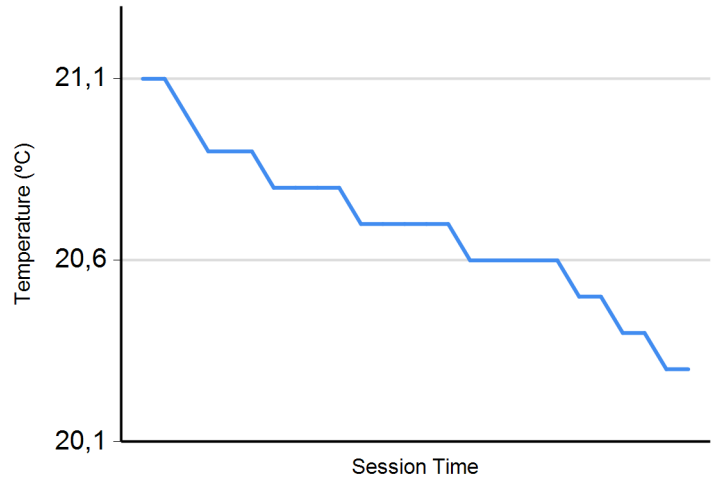




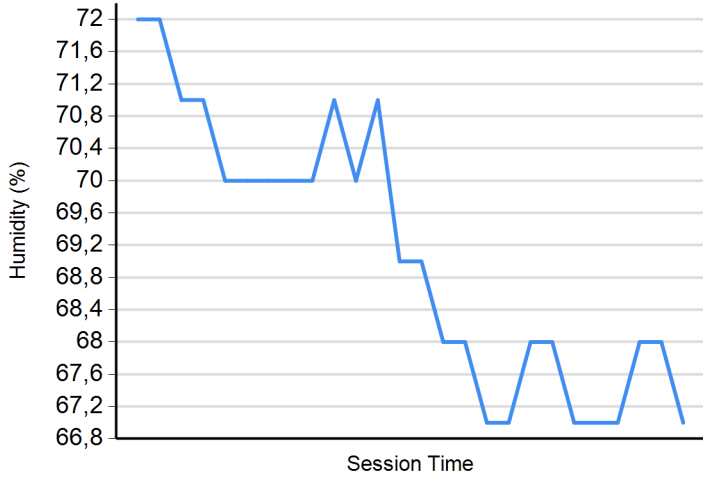
Air Temperature



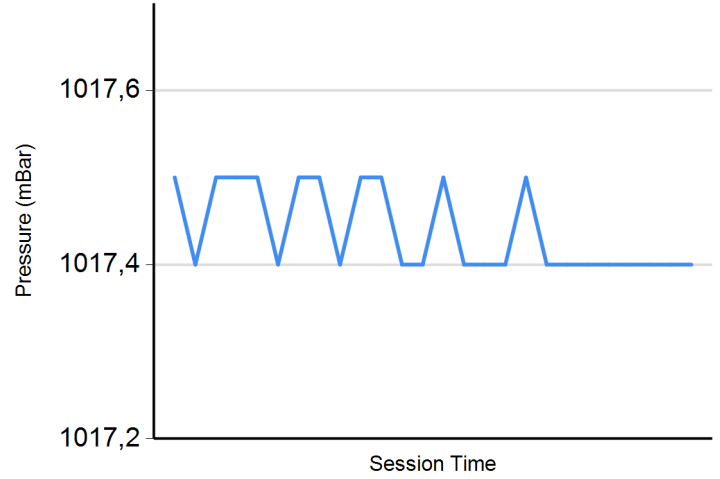
Track Temperature



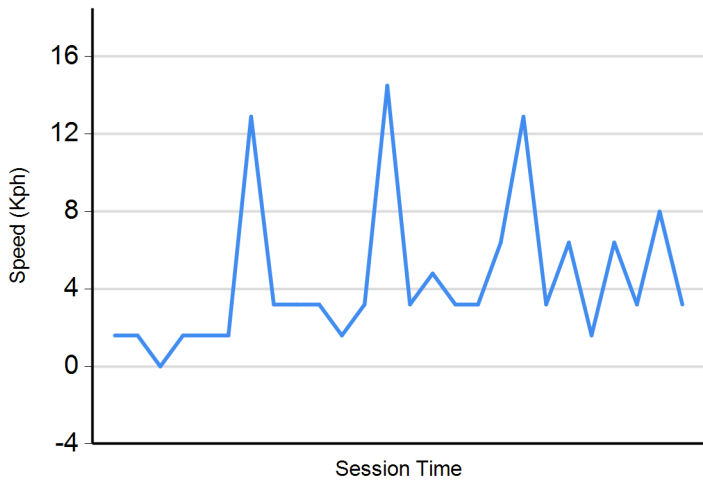
Humidity



Pressure



Wind Speed



Wind direction

North = 0°/360° Est = 90° South = 180° West = 270°

