

Autodromo Nazionale Monza

TCR Europe

Race - 2

Provisional Results



Cls	N°	Driver	Nat	Team	Nat	Vehicle	Laps	Total Time	Gap	Interval	Km/h	Best	Time	Km/h
1	9	Josh Files	GBR	Target Competition	GBR	Hyundai i30 N TCR	13	25:38.083			176.2	12	1:57.750	177.1
2	24	Julien Briché	FRA	JSB Compétition	FRA	Peugeot 308 TCR	13	25:39.306	1.223	1.223	176.1	3	1:57.358	177.7
3	123	Daniel Lloyd	GBR	Brutal Fish Racing Team	GBR	Honda Civic Type R FK7 TCR	13	25:43.822	5.739	4.516	175.6	3	1:57.525	177.4
4	111	Teddy Clairet	FRA	Team Clairet Sport	FRA	Peugeot 308 TCR	13	25:51.912	13.829	8.090	174.6	3	1:58.478	176.0
5	45	Gianni Morbidelli	ITA	WestCoast Racing	ITA	Volkswagen Golf GTI TCR	13	25:52.121	14.038	0.209	174.6	6	1:58.611	175.8
6	55	Santiago Urrutia	URU	Team WRT	URU	Audi RS 3 LMS	13	25:53.084	15.001	0.963	174.5	8	1:58.436	176.0
7	7	Aurélien Comte	FRA	DG Sport Compétition	FRA	Peugeot 308 TCR	13	25:53.564	15.481	0.480	174.5	5	1:57.730	177.1
8	112	Jimmy Clairet	FRA	Team Clairet Sport	FRA	Peugeot 308 TCR	13	25:54.910	16.827	1.346	174.3	11	1:58.331	176.2
9	88	Maxime Potty	BEL	Team WRT	BEL	Volkswagen Golf GTI TCR	13	25:57.504	19.421	2.594	174.0	10	1:58.953	175.3
10	58	Dominik Baumann	AUT	Target Competition	AUT	Hyundai i30 N TCR	13	25:57.989	19.906	0.485	174.0	2	1:58.224	176.4
11	30	Luca Filippi	ITA	BRC Racing Team	ITA	Hyundai i30 N TCR	13	25:59.526	21.443	1.537	173.8	6	1:58.495	175.9
12	8	Luca Engstler	GER	M1RA Motorsport	GER	Hyundai i30 N TCR	13	25:59.723	21.640	0.197	173.8	6	1:58.696	175.6
13	10	Viktor Davidovski	MKD	PSS Racing Team	MKD	Honda Civic Type R FK7 TCR	13	26:00.529	22.446	0.806	173.7	8	1:58.443	176.0
14	70	Mat'o Homola	SVK	Target Competition	SVK	Hyundai i30 N TCR	13	26:01.836	23.753	1.307	173.5	9	1:58.533	175.9
15	19	Andreas Bäckman	SW	Target Competition	SW	Hyundai i30 N TCR	13	26:01.974	23.891	0.138	173.5	2	1:57.998	176.7
16	22	Josh Burdon	HKG	Brutal Fish Racing Team	HKG	Honda Civic Type R FK7 TCR	13	26:03.235	25.152	1.261	173.4	3	1:58.588	175.8
17	27	John Filippi	FRA	PCR Sport	FRA	CUPRA TCR	13	26:09.633	31.550	6.398	172.7	2	1:58.778	175.5
18	26	Jessica Bäckman	SW	Target Competition	SW	Hyundai i30 N TCR	13	26:12.343	34.260	2.710	172.4	4	1:58.366	176.1
19	25	Natan Bihel	FRA	M Racing	FRA	Hyundai i30 N TCR	13	26:12.957	34.874	0.614	172.3	2	1:58.116	176.5
20	16	Gilles Magnus	BEL	Comtoy Racing	BEL	Audi RS 3 LMS	13	26:14.488	36.405	1.531	172.1	3	1:57.634	177.2
21	96	Abdulla Ali Al-Khelaifi	QAT	QMMF Racing by PCR Sport	QAT	CUPRA TCR	13	26:18.624	40.541	4.136	171.7	4	1:58.643	175.7
22	15	Sami Taoufik	MAR	Comtoy Racing	MAR	Audi RS 3 LMS	13	26:22.039	43.956	3.415	171.3	7	1:59.191	174.9
23	91	Grigoriy Burlutskiy	RUS	Carville Racing	RUS	Volkswagen Golf GTI TCR	13	26:23.429	45.346	1.390	171.2	4	1:59.467	174.5
24	117	Albert Legutko	GER	Legutko Racing – ADAC Berlin	GER	Honda Civic Type R FK7 TCR	13	26:34.135	56.052	10.706	170.0	3	2:00.520	173.0
25	21	Marie Baus-Coppens	FRA	JSB Compétition	FRA	CUPRA TCR	13	26:34.259	56.176	0.124	170.0	3	2:00.251	173.4
26	18	Paul Ip Kung Ching	HKG	Brutal Fish Racing Team	HKG	Honda Civic Type R FK7 TCR	13	27:00.952	1:22.869	26.693	167.2	4	2:01.568	171.5
27	34	Stian Paulsen	NOR	Stian Paulsen Racing	NOR	CUPRA TCR	13	27:02.500	1:24.417	1.548	167.0	4	1:58.904	175.3
28	85	Guilherme Salas	BRA	Vukovic Motorsport	BRA	Renault Mégane RS	11	24:54.158	2 Laps	2 Laps	153.5	7	1:58.377	176.1
29	14	Klim Gavrilov	RUS	VRC Team	RUS	Audi RS 3 LMS	11	27:04.767	2 Laps	2:10.609	141.1	4	1:58.469	176.0
<b>Not classified: (Requirements: 75% of number laps of leader = 9 Laps)</b>														
	46	Olli Kangas	FIN	WestCoast Racing	FIN	Volkswagen Golf GTI TCR	6	12:12.559	7 Laps	5 Laps	170.8	3	1:59.065	175.1
	23	Tamás Tenke	HUN	Zengő Motorsport	HUN	CUPRA TCR	6	12:26.574	7 Laps	14.015	167.6	3	1:59.643	174.3
	17	Martin Ryba	SVK	Brutal Fish Racing Team	SVK	Honda Civic Type R FK7 TCR	5	10:27.156	8 Laps	1 Lap	166.2	5	1:59.375	174.6
	12	Nelson Panciatichi	FRA	M Racing	FRA	Hyundai i30 N TCR	5	10:27.227	8 Laps	0.071	166.2	2	1:58.214	176.4

**Fastest lap BRICHÉ in 1:57.358 at 177.7 Km/h in lap 3**

10 SECOND PENALTY CAR 7 - GAINING ADVANTAGE AT T1  
 DRIVE THROUGH CAR 16 - JUMP START DONE DURING THE RACE  
 DRIVE THROUGH PENALTY CAR 34 - SHORTCUT CHICANE DONE DURING THE RACE

Published at:.....

Track Temp: 15.5 °C Air Temp: 18.2 °C Humidity: 76 % Track Status: DRY

Stewards:	Race Director:	Timekeeper:
-----------	----------------	-------------





Autodromo Nazionale Monza

TCR Europe

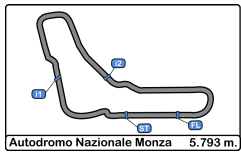
Race - 2

Provisional Classification by Driver Fastest Lap



Cls	Nº	Driver	Nat	Team	Nat	Vehicle	Laps	Best	Time	Gap	Interval	Km/h
1	24	Julien Briche	FRA	JSB Compétition	FRA	Peugeot 308 TCR	13	3	<b>1:57.358</b>			177.7
2	12	Daniel Lloyd	GBR	Brutal Fish Racing Team	GBR	Honda Civic Type R FK7 TCR	13	3	<b>1:57.525</b>	0.167	0.167	177.4
3	16	Gilles Magnus	BEL	Comtoy Racing	BEL	Audi RS 3 LMS	13	3	<b>1:57.634</b>	0.276	0.109	177.2
4	7	Aurélien Comte	FRA	DG Sport Compétition	FRA	Peugeot 308 TCR	13	5	<b>1:57.730</b>	0.372	0.096	177.1
5	9	Josh Files	GBR	Target Competition	GBR	Hyundai i30 N TCR	13	12	<b>1:57.750</b>	0.392	0.020	177.1
6	19	Andreas Bäckma	SWE	Target Competition	SWE	Hyundai i30 N TCR	13	2	<b>1:57.998</b>	0.640	0.248	176.7
7	25	Natan Bihel	FRA	M Racing	FRA	Hyundai i30 N TCR	13	2	<b>1:58.116</b>	0.758	0.118	176.5
8	12	Nelson Panciatici	FRA	M Racing	FRA	Hyundai i30 N TCR	5	2	<b>1:58.214</b>	0.856	0.098	176.4
9	58	Dominik Bauman	AUT	Target Competition	AUT	Hyundai i30 N TCR	13	2	<b>1:58.224</b>	0.866	0.010	176.4
10	11	Jimmy Clairet	FRA	Team Clairet Sport	FRA	Peugeot 308 TCR	13	11	<b>1:58.331</b>	0.973	0.107	176.2
11	26	Jessica Bäckman	SWE	Target Competition	SWE	Hyundai i30 N TCR	13	4	<b>1:58.366</b>	1.008	0.035	176.1
12	85	Guilherme Salas	BRA	Vukovic Motorsport	BRA	Renault Mégane RS	11	7	<b>1:58.377</b>	1.019	0.011	176.1
13	55	Santiago Urrutia	URU	Team WRT	URU	Audi RS 3 LMS	13	8	<b>1:58.436</b>	1.078	0.059	176.0
14	10	Viktor Davidovski	MKD	PSS Racing Team	MKD	Honda Civic Type R FK7 TCR	13	8	<b>1:58.443</b>	1.085	0.007	176.0
15	14	Klim Gavrilov	RUS	VRC Team	RUS	Audi RS 3 LMS	11	4	<b>1:58.469</b>	1.111	0.026	176.0
16	11	Teddy Clairet	FRA	Team Clairet Sport	FRA	Peugeot 308 TCR	13	3	<b>1:58.478</b>	1.120	0.009	176.0
17	30	Luca Filippi	ITA	BRC Racing Team	ITA	Hyundai i30 N TCR	13	6	<b>1:58.495</b>	1.137	0.017	175.9
18	70	Mat'o Homola	SVK	Target Competition	SVK	Hyundai i30 N TCR	13	9	<b>1:58.533</b>	1.175	0.038	175.9
19	22	Josh Burdon	HKG	Brutal Fish Racing Team	HKG	Honda Civic Type R FK7 TCR	13	3	<b>1:58.588</b>	1.230	0.055	175.8
20	45	Gianni Morbidelli	ITA	WestCoast Racing	ITA	Volkswagen Golf GTI TCR	13	6	<b>1:58.611</b>	1.253	0.023	175.8
21	96	Abdulla Ali Al-Kh	QAT	QMMF Racing by PCR Sport	QAT	CUPRA TCR	13	4	<b>1:58.643</b>	1.285	0.032	175.7
22	8	Luca Engstler	GER	M1RA Motorsport	GER	Hyundai i30 N TCR	13	6	<b>1:58.696</b>	1.338	0.053	175.6
23	27	John Filippi	FRA	PCR Sport	FRA	CUPRA TCR	13	2	<b>1:58.778</b>	1.420	0.082	175.5
24	34	Stian Paulsen	NOR	Stian Paulsen Racing	NOR	CUPRA TCR	13	4	<b>1:58.904</b>	1.546	0.126	175.3
25	88	Maxime Potty	BEL	Team WRT	BEL	Volkswagen Golf GTI TCR	13	10	<b>1:58.953</b>	1.595	0.049	175.3
26	46	Olli Kangas	FIN	WestCoast Racing	FIN	Volkswagen Golf GTI TCR	6	3	<b>1:59.065</b>	1.707	0.112	175.1
27	15	Sami Taoufik	MAR	Comtoy Racing	MAR	Audi RS 3 LMS	13	7	<b>1:59.191</b>	1.833	0.126	174.9
28	17	Martin Ryba	SVK	Brutal Fish Racing Team	SVK	Honda Civic Type R FK7 TCR	5	5	<b>1:59.375</b>	2.017	0.184	174.6
29	91	Grigoriy Burlutski	RUS	Carville Racing	RUS	Volkswagen Golf GTI TCR	13	4	<b>1:59.467</b>	2.109	0.092	174.5
30	23	Tamás Tenke	HUN	Zengő Motorsport	HUN	CUPRA TCR	6	3	<b>1:59.643</b>	2.285	0.176	174.3
31	21	Marie Baus-Copp	FRA	JSB Compétition	FRA	CUPRA TCR	13	3	<b>2:00.251</b>	2.893	0.608	173.4
32	11	Albert Legutko	GER	Legutko Racing – ADAC Berlin	GER	Honda Civic Type R FK7 TCR	13	3	<b>2:00.520</b>	3.162	0.269	173.0
33	18	Paul Ip Kung Chi	HKG	Brutal Fish Racing Team	HKG	Honda Civic Type R FK7 TCR	13	4	<b>2:01.568</b>	4.210	1.048	171.5





Autodromo Nazionale Monza

TCR Europe

Race - 2

Distance and Speed Average



Cls	Nº	Driver	Nat	Team	Nat	Vehicle	Cls	Laps	Distance	Total Time	Km/h
1	9	Josh Files	GBR	Target Competition	GBR	Hyundai i30 N TCR	1	13	75.30	25:38.083	176.2
2	24	Julien Briché	FRA	JSB Compétition	FRA	Peugeot 308 TCR	1	13	75.30	25:39.306	176.1
3	123	Daniel Lloyd	GBR	Brutal Fish Racing Team	GBR	Honda Civic Type R FK7 TCR	1	13	75.30	25:43.822	175.6
4	111	Teddy Clairet	FRA	Team Clairet Sport	FRA	Peugeot 308 TCR	2	13	75.30	25:51.912	174.6
5	45	Gianni Morbidelli	ITA	WestCoast Racing	ITA	Volkswagen Golf GTI TCR	1	13	75.30	25:52.121	174.6
6	55	Santiago Urrutia	URU	Team WRT	URU	Audi RS 3 LMS	1	13	75.30	25:53.084	174.5
7	7	Aurélien Comte	FRA	DG Sport Compétition	FRA	Peugeot 308 TCR	3	13	75.30	25:53.564	174.5
8	112	Jimmy Clairet	FRA	Team Clairet Sport	FRA	Peugeot 308 TCR	4	13	75.30	25:54.910	174.3
9	88	Maxime Potty	BEL	Team WRT	BEL	Volkswagen Golf GTI TCR	2	13	75.30	25:57.504	174.0
10	58	Dominik Baumann	AUT	Target Competition	AUT	Hyundai i30 N TCR	2	13	75.30	25:57.989	174.0
11	30	Luca Filippi	ITA	BRC Racing Team	ITA	Hyundai i30 N TCR	3	13	75.30	25:59.526	173.8
12	8	Luca Engstler	GER	M1RA Motorsport	GER	Hyundai i30 N TCR	4	13	75.30	25:59.723	173.8
13	10	Viktor Davidovski	MKD	PSS Racing Team	MKD	Honda Civic Type R FK7 TCR	2	13	75.30	26:00.529	173.7
14	70	Mat'o Homola	SVK	Target Competition	SVK	Hyundai i30 N TCR	5	13	75.30	26:01.836	173.5
15	19	Andreas Bäckman	SWE	Target Competition	SWE	Hyundai i30 N TCR	6	13	75.30	26:01.974	173.5
16	22	Josh Burdon	HKG	Brutal Fish Racing Team	HKG	Honda Civic Type R FK7 TCR	3	13	75.30	26:03.235	173.4
17	27	John Filippi	FRA	PCR Sport	FRA	CUPRA TCR	1	13	75.30	26:09.633	172.7
18	26	Jessica Bäckman	SWE	Target Competition	SWE	Hyundai i30 N TCR	7	13	75.30	26:12.343	172.4
19	25	Natan Bihel	FRA	M Racing	FRA	Hyundai i30 N TCR	8	13	75.30	26:12.957	172.3
20	16	Gilles Magnus	BEL	Comtoy Racing	BEL	Audi RS 3 LMS	2	13	75.30	26:14.488	172.1
21	96	Abdulla Ali Al-Khelaifi	QAT	QMMF Racing by PCR Sport	QAT	CUPRA TCR	2	13	75.30	26:18.624	171.7
22	15	Sami Taoufik	MAR	Comtoy Racing	MAR	Audi RS 3 LMS	3	13	75.30	26:22.039	171.3
23	91	Grigoriy Burlutskiy	RUS	Carville Racing	RUS	Volkswagen Golf GTI TCR	3	13	75.30	26:23.429	171.2
24	117	Albert Legutko	GER	Legutko Racing – ADAC Berlin	GER	Honda Civic Type R FK7 TCR	4	13	75.30	26:34.135	170.0
25	21	Marie Baus-Coppens	FRA	JSB Compétition	FRA	CUPRA TCR	3	13	75.30	26:34.259	170.0
26	18	Paul Ip Kung Ching	HKG	Brutal Fish Racing Team	HKG	Honda Civic Type R FK7 TCR	5	13	75.30	27:00.952	167.2
27	34	Stian Paulsen	NOR	Stian Paulsen Racing	NOR	CUPRA TCR	4	13	75.30	27:02.500	167.0
28	85	Guilherme Salas	BRA	Vukovic Motorsport	BRA	Renault Mégane RS	1	11	63.72	24:54.158	153.5
29	14	Klim Gavrilov	RUS	VRC Team	RUS	Audi RS 3 LMS	4	11	63.72	27:04.767	141.1
<b>Not classified: (Requirements: 75% of number laps of leader = 10 Laps)</b>											
	46	Olli Kangas	FIN	WestCoast Racing	FIN	Volkswagen Golf GTI TCR	4	6	34.75	12:12.559	170.8
	23	Tamás Tenke	HUN	Zengő Motorsport	HUN	CUPRA TCR	5	6	34.75	12:26.574	167.6
	17	Martin Ryba	SVK	Brutal Fish Racing Team	SVK	Honda Civic Type R FK7 TCR	6	5	28.96	10:27.156	166.2
	12	Nelson Panciatici	FRA	M Racing	FRA	Hyundai i30 N TCR	9	5	28.96	10:27.227	166.2





**Autodromo Nazionale Monza**  
**TCR Europe**  
**Race - 2**  
**Lap Analysis**



**7** Aurélien Comte Peugeot 308 TCR **10** Viktor Davidovski Honda Civic Type R FK7 TCR  
 DG Sport Compétition PSS Racing Team


Lap D	Time	Sector 1	Sector 2	Sector 3	T. Spd	Elapsed	Lap D	Time	Sector 1	Sector 2	Sector 3	T. Spd	Elapsed
1	2:03.511	41.906	40.725	40.880	198.1	2:03.511	1	2:06.866	43.335	41.868	41.663	209.7	2:06.866
2	1:59.189	38.717	39.931	40.541	228.3	4:02.700	2	1:58.840	38.194	40.216	40.430	245.4	4:05.706
3	1:57.756	37.534	39.808	40.414	241.6	6:00.456	3	1:59.600	38.256	40.938	40.406	244.8	6:05.306
4	1:58.254	37.499	39.641	41.114	232.2	7:58.710	4	2:00.046	38.196	40.816	41.034	234.7	8:05.352
5	1:57.730	37.607	39.623	40.500	243.2	9:56.440	5	2:00.199	38.699	40.460	41.040	236.8	10:05.551
6	1:58.077	37.674	39.729	40.674	243.2	11:54.517	6	2:01.282	38.278	40.260	42.744	233.7	12:06.833
7	1:58.089	37.600	39.994	40.495	235.2	13:52.606	7	1:58.870	37.873	40.392	40.605	249.4	14:05.703
8	1:57.781	37.562	39.821	40.398	243.7	15:50.387	8	1:58.443	37.740	40.028	40.675	251.1	16:04.146
9	1:57.826	37.468	39.897	40.461	245.4	17:48.213	9	1:59.550	37.997	40.489	41.064	249.4	18:03.696
10	1:58.379	37.303	40.237	40.839	248.8	19:46.592	10	1:59.388	38.405	40.222	40.761	248.2	20:03.084
11	1:57.786	37.429	39.915	40.442	240.5	21:44.378	11	1:59.049	38.051	40.117	40.881	246.5	22:02.133
12	1:59.427	37.769	40.403	41.255	237.3	23:43.805	12	1:58.982	38.274	39.950	40.758	246.0	24:01.115
13	1:59.759	38.414	40.396	40.949	242.6	25:43.564	13	1:59.414	38.179	40.246	40.989	239.4	26:00.529

**8** Luca Engstler Hyundai i30 N TCR **12** Nelson Panciatici Hyundai i30 N TCR  
 M1RA Motorsport M Racing

Lap D	Time	Sector 1	Sector 2	Sector 3	T. Spd	Elapsed	Lap D	Time	Sector 1	Sector 2	Sector 3	T. Spd	Elapsed
1	2:05.432	42.987	41.774	40.671	209.3	2:05.432	1	2:07.712	44.539	41.190	41.983	209.7	2:07.712
2	1:59.502	38.230	39.919	41.353	230.2	4:04.934	2	1:58.214	37.545	40.309	40.360	247.1	4:05.926
3	1:58.994	38.245	39.847	40.902	246.5	6:03.928	3	1:58.696	38.203	40.353	40.140	233.7	6:04.622
4	2:01.142	38.867	40.979	41.296	225.0	8:05.070	4	2:00.021	38.341	40.851	40.829	223.1	8:04.643
5	1:59.762	38.428	40.660	40.674	225.4	10:04.832	5	2:22.584 P	38.543	42.056	1:01.985	225.4	10:27.227
6	1:58.696	38.255	39.754	40.687	220.8	12:03.528	<b>14</b> Klim Gavrilov Audi RS 3 LMS VRC Team						
7	1:59.019	37.932	40.229	40.858	237.3	14:02.547	<b>Lap D</b>	<b>Time</b>	<b>Sector 1</b>	<b>Sector 2</b>	<b>Sector 3</b>	<b>T. Spd</b>	<b>Elapsed</b>
8	1:59.136	38.333	39.829	40.974	224.5	16:01.683	1	2:13.621	47.801	42.183	43.637	197.0	2:13.621
9	1:59.605	38.577	40.113	40.915	209.3	18:01.288	2	1:59.998	39.217	40.388	40.393	252.3	4:13.619
10	1:59.472	38.415	40.170	40.887	218.6	20:00.760	3	1:58.813	38.153	40.292	40.368	248.8	6:12.432
11	1:59.799	38.463	40.261	41.075	224.5	22:00.559	4	1:58.469	38.037	39.891	40.541	245.4	8:10.901
12	2:00.062	38.362	40.498	41.202	221.3	24:00.621	5	2:00.844	38.306	41.230	41.308	244.8	10:11.745
13	1:59.102	37.984	40.292	40.826	238.4	25:59.723	6	2:04.141	39.524	43.878	40.739	201.1	12:15.886
							7	2:00.381	38.238	41.043	41.100	244.3	14:16.267
							8	2:03.733	38.704	43.231	41.798	232.2	16:20.000
							9	3:10.512 P	37.992	1:40.270	52.250	243.2	19:30.512
							10	5:35.438	4:14.484	40.206	40.748	179.7	25:05.950
							11	1:58.817	38.427	39.795	40.595	244.3	27:04.767

**9** Josh Files Hyundai i30 N TCR  
 Target Competition

Lap D	Time	Sector 1	Sector 2	Sector 3	T. Spd	Elapsed	Lap D	Time	Sector 1	Sector 2	Sector 3	T. Spd	Elapsed
1	2:01.233	40.337	39.962	40.934	193.5	2:01.233	<b>15</b> Sami Taoufik Audi RS 3 LMS Comtoy Racing						
2	1:58.159	38.195	39.476	40.488	240.0	3:59.392	<b>Lap D</b>	<b>Time</b>	<b>Sector 1</b>	<b>Sector 2</b>	<b>Sector 3</b>	<b>T. Spd</b>	<b>Elapsed</b>
3	1:58.190	37.834	39.525	40.831	247.1	5:57.582	1	2:23.289	44.012	41.651	57.626	202.6	2:23.289
4	1:57.791	37.971	39.419	40.401	247.1	7:55.373	2	2:00.073	38.620	40.281	41.172	235.2	4:23.362
5	1:57.813	37.975	39.444	40.394	241.6	9:53.186	3	1:59.903	38.473	40.519	40.911	237.8	6:23.265
6	1:57.978	37.886	39.488	40.604	242.6	11:51.164	4	1:59.699	38.392	40.353	40.954	246.5	8:22.964
7	1:58.365	37.995	39.684	40.686	244.3	13:49.529	5	2:00.039	38.385	40.336	41.318	245.4	10:23.003
8	1:58.267	37.976	39.586	40.705	244.3	15:47.796	6	1:59.323	38.183	40.096	41.044	242.1	12:22.326
9	1:58.057	37.978	39.544	40.535	246.0	17:45.853	7	1:59.191	38.107	40.202	40.882	249.4	14:21.517
10	1:57.939	37.806	39.604	40.529	246.5	19:43.792	8	1:59.330	38.397	40.138	40.795	246.5	16:20.847
11	1:58.035	37.929	39.711	40.395	244.8	21:41.827	9	1:59.857	38.239	40.584	41.034	244.8	18:20.704
12	1:57.750	37.857	39.488	40.405	244.3	23:39.577	10	1:59.726	38.322	40.365	41.039	246.5	20:20.430
13	1:58.506	37.889	39.741	40.876	246.5	25:38.083	11	1:59.829	38.424	40.458	40.947	244.8	22:20.259
							12	2:01.365	38.754	41.365	41.246	240.5	24:21.624
							13	2:00.415	38.604	40.509	41.302	244.3	26:22.039



**Autodromo Nazionale Monza**  
**TCR Europe**  
**Race - 2**  
**Lap Analysis**



**16**

Gilles Magnus

Audi RS 3 LMS

Comtoy Racing

Lap D	Time	Sector 1	Sector 2	Sector 3	T. Spd	Elapsed
1	2:03.121	41.030	40.325	41.766	191.8	2:03.121
2	1:58.500	38.169	39.750	40.581	251.7	4:01.621
3	<b>1:57.634</b>	<b>37.773</b>	<b>39.411</b>	<b>40.450</b>	252.3	5:59.255
4	2:04.161 P	38.279	39.819	46.063	210.1	8:03.416
5	2:19.232	58.224	40.257	40.751	191.8	10:22.648
6	1:58.952	37.885	40.065	41.002	253.5	12:21.600
7	1:58.843	38.029	39.876	40.938	251.7	14:20.443
8	1:59.159	38.007	39.957	41.195	252.3	16:19.602
9	1:58.389	37.897	39.870	40.622	252.3	18:17.991
10	1:59.259	38.179	40.327	40.753	251.1	20:17.250
11	1:59.534	37.960	40.354	41.220	252.3	22:16.784
12	1:58.674	37.992	40.032	40.650	252.3	24:15.458
13	1:59.030	37.879	39.956	41.195	253.5	26:14.488

**19**

Andreas Bäckman

Hyundai i30 N TCR

Target Competition

Lap D	Time	Sector 1	Sector 2	Sector 3	T. Spd	Elapsed
1	2:09.156	42.945	44.518	41.693	202.2	2:09.156
2	<b>1:57.998</b>	38.000	39.720	40.278	233.2	4:07.154
3	1:59.346	38.088	40.542	40.716	226.4	6:06.500
4	1:59.096	37.741	40.636	40.719	232.7	8:05.596
5	2:01.038	38.568	41.806	40.664	221.3	10:06.634
6	1:58.528	37.652	39.886	40.990	233.7	12:05.162
7	1:58.195	<b>37.625</b>	40.157	40.413	240.5	14:03.357
8	1:58.636	37.981	39.784	40.871	222.6	16:01.993
9	1:58.508	37.844	40.073	40.591	221.7	18:00.501
10	1:58.209	37.958	<b>39.645</b>	40.606	218.1	19:58.710
11	1:58.186	37.765	40.144	<b>40.277</b>	220.8	21:56.896
12	1:58.869	38.105	39.982	40.782	207.6	23:55.765
13	2:06.209	38.040	40.354	47.815	232.7	26:01.974

**17**

Martin Ryba

Honda Civic Type R FK7 TCR

Brutal Fish Racing Team

Lap D	Time	Sector 1	Sector 2	Sector 3	T. Spd	Elapsed
1	2:26.945	45.671	42.924	58.350	204.9	2:26.945
2	2:00.855	38.634	40.805	41.416	240.5	4:27.800
3	2:00.052	38.348	40.621	41.083	244.8	6:27.852
4	1:59.929	38.510	40.450	40.969	234.7	8:27.781
5	<b>1:59.375</b>	<b>38.129</b>	<b>40.294</b>	<b>40.952</b>	247.7	10:27.156
6		38.247			243.2	

**21**

Marie Baus-Coppens

CUPRA TCR

JSB Compétition

Lap D	Time	Sector 1	Sector 2	Sector 3	T. Spd	Elapsed
1	2:14.190	48.639	43.158	42.393	199.6	2:14.190
2	2:01.417	38.910	41.088	41.419	232.2	4:15.607
3	<b>2:00.251</b>	38.441	40.732	<b>41.078</b>	224.0	6:15.858
4	2:08.386	38.768	48.482	41.136	241.6	8:24.244
5	2:00.443	<b>38.313</b>	40.928	41.202	249.4	10:24.687
6	2:00.633	38.545	40.846	41.242	234.2	12:25.320
7	2:00.568	38.495	<b>40.572</b>	41.501	228.8	14:25.888
8	2:00.813	38.572	40.979	41.262	240.5	16:26.701
9	2:01.517	38.373	41.796	41.348	243.7	18:28.218
10	2:01.943	38.590	41.458	41.895	240.5	20:30.161
11	2:00.905	38.621	40.892	41.392	236.8	22:31.066
12	2:00.675	38.613	40.763	41.299	231.7	24:31.741
13	2:02.518	38.388	41.607	42.523	239.4	26:34.259

**18**

Paul Ip Kung Ching

Honda Civic Type R FK7 TCR

Brutal Fish Racing Team

Lap D	Time	Sector 1	Sector 2	Sector 3	T. Spd	Elapsed
1	2:17.062	47.593	44.972	44.497	206.1	2:17.062
2	2:04.387	38.888	43.158	42.341	243.7	4:21.449
3	2:04.305	38.859	43.376	42.070	244.8	6:25.754
4	<b>2:01.568</b>	<b>38.475</b>	<b>41.442</b>	<b>41.651</b>	246.0	8:27.322
5	2:04.709	40.340	42.325	42.044	246.0	10:32.031
6	2:02.594	38.714	41.926	41.954	243.7	12:34.625
7	2:04.458	39.709	42.827	41.922	217.3	14:39.083
8	2:02.606	38.528	42.251	41.827	243.7	16:41.689
9	2:03.710	39.009	42.954	41.747	242.6	18:45.399
10	2:05.858	38.661	44.945	42.252	242.1	20:51.257
11	2:03.407	39.323	42.148	41.936	240.5	22:54.664
12	2:02.651	39.107	41.802	41.742	241.6	24:57.315
13	2:03.637	39.246	42.301	42.090	241.6	27:00.952

**22**


Josh Burdon

Honda Civic Type R FK7 TCR

Brutal Fish Racing Team

Lap D	Time	Sector 1	Sector 2	Sector 3	T. Spd	Elapsed
1	2:14.031	42.814	48.535	42.682	200.7	2:14.031
2	1:58.758	37.976	40.259	40.523	245.4	4:12.789
3	<b>1:58.588</b>	37.890	40.137	40.561	251.7	6:11.377
4	1:59.212	37.821	40.565	40.826	248.8	8:10.589
5	2:00.507	38.444	40.862	41.201	243.7	10:11.096
6	1:59.491	<b>37.806</b>	40.447	41.238	247.7	12:10.587
7	1:58.979	38.198	40.316	<b>40.465</b>	247.7	14:09.566
8	1:58.686	38.079	<b>40.042</b>	40.565	250.0	16:08.252
9	1:58.997	37.959	40.159	40.879	249.4	18:07.249
10	1:59.025	38.120	40.219	40.686	248.8	20:06.274
11	1:58.884	37.990	40.176	40.718	249.4	22:05.158
12	1:58.802	38.043	40.173	40.586	249.4	24:03.960
13	1:59.275	37.895	40.479	40.901	250.5	26:03.235





Autodromo Nazionale Monza

TCR Europe

Race - 2

Lap Analysis



23

Tamás Tenke

CUPRA TCR

26

Jessica Bäckman

Hyundai i30 N TCR

Zengő Motorsport

Target Competition

Lap	D	Time	Sector 1	Sector 2	Sector 3	T. Spd	Elapsed	Lap	D	Time	Sector 1	Sector 2	Sector 3	T. Spd	Elapsed
1		2:18.115	54.379	40.525	43.211	186.8	2:18.115	1		2:11.671	46.171	42.751	42.749	196.3	2:11.671
2		2:00.722	38.575	41.104	41.043	243.7	4:18.837	2		2:00.469	39.280	39.958	41.231	234.2	4:12.140
3		1:59.643	38.110	40.650	40.883	247.7	6:18.480	3		1:58.505	37.797	40.078	40.630	230.7	6:10.645
4		2:00.745	38.212	41.248	41.285	248.2	8:19.225	4		1:58.366	37.879	39.945	40.542	242.1	8:09.011
5		2:00.145	38.394	40.446	41.305	245.4	10:19.370	5		2:02.802	37.916	40.194	44.692	230.2	10:11.813
6		2:07.204 P	38.304	40.069	48.831	244.8	12:26.574	6		2:02.157	39.838	41.802	40.517	207.2	12:13.970

24

Julien Briché

Peugeot 308 TCR

27

John Filippi

CUPRA TCR

JSB Compétition

PCR Sport

Lap	D	Time	Sector 1	Sector 2	Sector 3	T. Spd	Elapsed	Lap	D	Time	Sector 1	Sector 2	Sector 3	T. Spd	Elapsed
1		2:03.497	42.253	40.492	40.752	203.7	2:03.497	7		2:00.034	38.302	41.213	40.519	207.6	14:14.004
2		1:58.638	38.246	39.987	40.405	239.4	4:02.135	8		2:00.814	38.700	40.791	41.323	226.8	16:14.818
3		1:57.358	37.460	39.333	40.565	233.2	5:59.493	9		2:00.156	38.062	40.821	41.273	227.8	18:14.974
4		1:57.502	37.524	39.531	40.447	248.8	7:56.995	10		1:59.178	38.178	40.004	40.996	235.2	20:14.152
5		1:57.523	37.480	39.467	40.576	248.2	9:54.518	11		1:59.313	38.096	40.021	41.196	230.7	22:13.465
6		1:58.031	37.561	39.829	40.641	244.8	11:52.549	12		1:59.521	38.220	40.286	41.015	235.2	24:12.986
7		1:58.250	37.703	40.047	40.500	237.3	13:50.799	13		1:59.357	38.116	40.310	40.931	230.2	26:12.343
8		1:58.194	37.662	39.827	40.705	245.4	15:48.993								
9		1:57.863	37.555	39.719	40.589	246.0	17:46.856								
10		1:57.693	37.402	39.749	40.542	250.5	19:44.549								
11		1:58.013	37.663	39.676	40.674	246.0	21:42.562								
12		1:58.244	37.537	39.986	40.721	244.8	23:40.806								
13		1:58.500	37.553	39.920	41.027	240.5	25:39.306								

25

Natan Bihel

Hyundai i30 N TCR

30

Luca Filippi


Hyundai i30 N TCR

M Racing

BRC Racing Team

Lap	D	Time	Sector 1	Sector 2	Sector 3	T. Spd	Elapsed	Lap	D	Time	Sector 1	Sector 2	Sector 3	T. Spd	Elapsed
1		2:08.166	44.670	41.678	41.818	213.8	2:08.166	1		2:05.217	42.806	41.393	41.018	193.5	2:05.217
2		1:58.116	37.777	39.942	40.397	254.1	4:06.282	2		1:58.998	37.956	40.267	40.775	242.1	4:04.215
3		2:00.349	38.034	41.070	41.245	236.3	6:06.631	3		1:59.407	38.050	39.929	41.428	242.6	6:03.622
4		2:00.245	38.402	40.618	41.225	197.8	8:06.876	4		2:00.603	38.818	40.678	41.107	223.6	8:04.225
5		2:02.883	38.243	41.049	43.591	244.3	10:09.759	5		2:00.157	38.231	40.814	41.112	228.3	10:04.382
6		2:01.310	38.264	40.706	42.340	232.2	12:11.069	6		1:58.495	37.896	39.831	40.768	221.3	12:02.877
7		1:59.829	38.562	40.425	40.842	225.4	14:10.898	7		1:58.983	37.889	40.212	40.882	228.8	14:01.860
8		2:03.106	41.037	41.355	40.714	250.5	16:14.004	8		1:59.281	37.136	41.191	40.954	240.0	16:01.141
9		2:00.651	38.108	41.336	41.207	226.4	18:14.655	9		1:59.485	38.158	39.960	41.367	224.5	18:00.626
10		2:00.040	38.700	40.284	41.056	230.2	20:14.695	10		1:59.631	38.182	40.338	41.111	214.7	20:00.257
11		1:59.939	37.874	40.368	41.697	229.2	22:14.634	11		1:59.826	38.024	40.502	41.300	219.5	22:00.083
12		1:59.524	38.268	40.299	40.957	220.4	24:14.158	12		2:00.075	38.393	40.659	41.023	225.9	24:00.158
13		1:58.799	37.715	40.340	40.744	236.3	26:12.957	13		1:59.368	37.731	40.352	41.285	226.8	25:59.526





Autodromo Nazionale Monza  
TCR Europe  
Race - 2  
Lap Analysis



34

Stian Paulsen

CUPRA TCR 55

Santiago Urrutia

Audi RS 3 LMS

Stian Paulsen Racing

Team WRT

Lap D	Time	Sector 1	Sector 2	Sector 3	T. Spd	Elapsed	Lap D	Time	Sector 1	Sector 2	Sector 3	T. Spd	Elapsed
1	2:09.245	44.744	42.155	42.346	210.1	2:09.245	1	2:05.106	42.043	42.051	41.012	196.0	2:05.106
2	2:00.077	38.385	40.602	41.090	242.6	4:09.322	2	1:59.391	37.912	40.294	41.185	251.7	4:04.497
3	1:58.953	38.377	39.860	40.716	235.8	6:08.275	3	1:58.977	38.012	40.133	40.832	247.1	6:03.474
4	1:58.904	37.765	40.069	41.070	237.3	8:07.179	4	1:59.228	37.724	40.536	40.968	252.3	8:02.702
5	2:03.069	38.518	40.832	43.719	240.0	10:10.248	5	1:58.630	37.954	39.939	40.737	247.7	10:01.332
6	2:00.606	38.244	40.589	41.773	237.3	12:10.854	6	1:59.120	37.943	40.294	40.883	234.7	12:00.452
7	2:22.990	59.974	41.566	41.450	215.5	14:33.844	7	1:58.705	37.830	39.927	40.948	251.1	13:59.157
8	1:59.954	38.520	40.184	41.250	231.2	16:33.798	8	1:58.436	37.849	39.852	40.735	252.9	15:57.593
9	2:06.589 P	38.482	40.419	47.688	224.5	18:40.387	9	1:58.983	37.736	40.373	40.874	254.7	17:56.576
10	2:21.924	58.609	41.540	41.775	190.1	21:02.311	10	1:58.906	37.807	40.000	41.099	252.9	19:55.482
11	2:00.723	38.625	40.744	41.354	237.8	23:03.034	11	1:58.737	37.819	40.000	40.918	252.3	21:54.219
12	1:59.860	38.511	40.070	41.279	235.8	25:02.894	12	1:58.896	37.785	40.249	40.862	251.7	23:53.115
13	1:59.606	38.347	40.107	41.152	242.1	27:02.500	13	1:59.969	38.102	40.625	41.242	254.7	25:53.084

45

Gianni Morbidelli

Volkswagen Golf GTI TCR 58

Dominik Baumann

Hyundai i30 N TCR

WestCoast Racing

Target Competition

Lap D	Time	Sector 1	Sector 2	Sector 3	T. Spd	Elapsed	Lap D	Time	Sector 1	Sector 2	Sector 3	T. Spd	Elapsed
1	2:03.353	41.640	40.166	41.547	195.2	2:03.353	1	2:08.338	44.784	42.180	41.374	207.6	2:08.338
2	1:59.473	38.285	40.046	41.142	236.8	4:02.826	2	1:58.224	37.877	39.855	40.492	228.3	4:06.562
3	1:58.910	37.976	40.027	40.907	242.1	6:01.736	3	2:00.123	38.121	40.969	41.033	229.7	6:06.685
4	1:59.485	38.548	40.231	40.706	231.2	8:01.221	4	1:59.631	38.207	40.407	41.017	206.8	8:06.316
5	1:59.235	37.841	40.508	40.886	241.6	10:00.456	5	2:00.510	38.211	41.224	41.075	215.5	10:06.826
6	1:58.611	37.918	40.006	40.687	243.7	11:59.067	6	1:59.418	38.082	39.910	41.426	218.1	12:06.244
7	1:58.685	38.012	40.084	40.589	240.5	13:57.752	7	1:58.643	38.027	39.902	40.714	230.7	14:04.887
8	1:59.016	37.841	40.350	40.825	245.4	15:56.768	8	1:58.674	37.867	39.965	40.842	242.6	16:03.561
9	1:58.959	37.898	40.269	40.792	250.0	17:55.727	9	1:58.786	38.037	40.095	40.654	236.3	18:02.347
10	1:58.797	37.851	40.081	40.865	246.0	19:54.524	10	1:58.740	37.984	39.958	40.798	233.2	20:01.087
11	1:58.882	38.005	40.127	40.750	242.1	21:53.406	11	1:58.971	37.801	40.145	41.025	234.7	22:00.058
12	1:59.061	37.882	40.223	40.956	246.5	23:52.467	12	1:59.315	38.279	40.128	40.908	237.3	23:59.373
13	1:59.654	38.333	40.299	41.022	246.5	25:52.121	13	1:58.616	37.882	40.039	40.695	233.7	25:57.989

46

Olli Kangas

Volkswagen Golf GTI TCR 70

Mat'o Homola


Hyundai i30 N TCR

WestCoast Racing

Target Competition

Lap D	Time	Sector 1	Sector 2	Sector 3	T. Spd	Elapsed	Lap D	Time	Sector 1	Sector 2	Sector 3	T. Spd	Elapsed
1	2:11.492	46.048	42.610	42.834	201.4	2:11.492	1	2:06.489	44.078	41.132	41.279	193.2	2:06.489
2	1:59.986	38.834	40.422	40.730	242.1	4:11.478	2	1:58.546	37.828	39.886	40.832	238.4	4:05.035
3	1:59.065	37.952	40.503	40.610	239.4	6:10.543	3	1:59.002	38.239	39.899	40.864	236.8	6:04.037
4	1:59.729	38.332	40.568	40.829	244.8	8:10.272	4	2:00.504	38.523	41.028	40.953	231.2	8:04.541
5	2:01.246	38.562	40.947	41.737	243.7	10:11.518	5	2:04.520	39.535	41.950	43.035	236.3	10:09.061
6	2:01.041	38.524	41.075	41.442	223.1	12:12.559	6	1:59.133	37.904	40.442	40.787	234.7	12:08.194
7		38.783			254.7		7	1:59.015	37.839	40.380	40.796	238.4	14:07.209
							8	1:58.672	37.750	40.188	40.734	242.6	16:05.881
							9	1:58.533	37.859	39.705	40.969	242.1	18:04.414
							10	1:59.280	37.935	40.500	40.845	230.2	20:03.694
							11	1:59.067	38.175	40.064	40.828	220.4	22:02.761
							12	1:59.972	38.593	40.632	40.747	235.8	24:02.733
							13	1:59.103	38.034	40.020	41.049	235.2	26:01.836





# Autodromo Nazionale Monza

## TCR Europe

### Race - 2

#### Lap Analysis



85

Guilherme Salas

Renault Mégane RS

96

Abdulla Ali Al-Khelaifi

CUPRA TCR

Vukovic Motorsport

QMMF Racing by PCR Sport

Lap	D	Time	Sector 1	Sector 2	Sector 3	T. Spd	Elapsed	Lap	D	Time	Sector 1	Sector 2	Sector 3	T. Spd	Elapsed
1		2:10.655	46.171	42.626	41.858	195.2	2:10.655	1		2:10.830	45.317	43.106	42.407	206.1	2:10.830
2		1:58.621	37.933	39.990	40.698	252.9	4:09.276	2		1:59.994	38.520	40.582	40.892	239.4	4:10.824
3		1:58.443	37.930	40.194	40.319	249.4	6:07.719	3		1:58.920	37.956	39.955	41.009	255.9	6:09.744
4		1:59.067	37.814	40.419	40.834	242.6	8:06.786	4		1:58.643	38.204	39.655	40.784	246.0	8:08.387
5		2:02.135	38.698	40.694	42.743	231.7	10:08.921	5		2:03.057	38.156	40.294	44.607	237.3	10:11.444
6		1:58.654	37.845	40.393	40.416	249.4	12:07.575	6		2:02.083	39.485	41.929	40.669	203.0	12:13.527
7		1:58.377	37.546	40.375	40.456	247.1	14:05.952	7		2:00.495	38.458	41.173	40.864	242.1	14:14.022
8		1:58.732	37.654	40.430	40.648	245.4	16:04.684	8		2:01.656	38.788	40.878	41.990	246.0	16:15.678
9		1:59.021	37.617	40.606	40.798	244.8	18:03.705	9		1:59.774	38.487	40.465	40.822	242.6	18:15.452
10		1:58.617	38.027	39.916	40.674	247.1	20:02.322	10		2:00.078	38.921	40.220	40.937	245.4	20:15.530
11		4:51.836 P	37.944	40.738	3:33.154	244.8	24:54.158	11		2:01.659	38.418	41.541	41.700	242.6	22:17.189

88

Maxime Potty

Volkswagen Golf GTI TCR

12

Teddy Clairret

Peugeot 308 TCR

Team WRT

Team Clairret Sport

Lap	D	Time	Sector 1	Sector 2	Sector 3	T. Spd	Elapsed	Lap	D	Time	Sector 1	Sector 2	Sector 3	T. Spd	Elapsed
1		2:02.090	40.357	40.584	41.149	188.8	2:02.090	1		2:04.314	41.945	41.667	40.702	197.0	2:04.314
2		1:59.759	38.546	40.231	40.982	242.1	4:01.849	2		1:59.078	38.216	40.166	40.696	235.8	4:03.392
3		1:59.906	38.428	40.375	41.103	241.6	6:01.755	3		1:58.478	37.653	40.156	40.669	241.6	6:01.870
4		1:59.761	38.876	40.128	40.757	244.3	8:01.516	4		1:58.725	37.981	39.989	40.755	233.7	8:00.595
5		1:59.328	38.116	40.129	41.083	228.3	10:00.844	5		1:58.838	37.792	40.130	40.916	245.4	9:59.433
6		1:59.141	38.114	40.066	40.961	237.3	11:59.985	6		1:58.558	37.889	39.928	40.741	246.5	11:57.991
7		1:59.614	38.502	40.337	40.775	236.3	13:59.599	7		1:58.957	37.855	40.212	40.890	246.0	13:56.948
8		1:59.070	37.862	40.220	40.988	251.7	15:58.669	8		1:59.067	37.994	40.227	40.846	248.2	15:56.015
9		1:59.163	38.252	40.109	40.802	246.0	17:57.832	9		1:58.827	37.818	40.050	40.959	250.0	17:54.842
10		1:58.953	38.264	39.701	40.988	243.7	19:56.785	10		1:59.024	37.824	40.208	40.992	247.7	19:53.866
11		1:59.478	38.347	40.171	40.960	244.8	21:56.263	11		1:59.028	37.930	40.159	40.939	248.2	21:52.894
12		2:01.024	38.820	40.989	41.215	217.3	23:57.287	12		1:59.350	37.950	40.166	41.234	248.2	23:52.244
13		2:00.217	38.419	40.465	41.333	242.6	25:57.504	13		1:59.668	38.244	40.267	41.157	246.5	25:51.912

91

Grigoriy Burlutskiy

Volkswagen Golf GTI TCR

112

Jimmy Clairret

Peugeot 308 TCR


Carville Racing

Team Clairret Sport

Lap	D	Time	Sector 1	Sector 2	Sector 3	T. Spd	Elapsed	Lap	D	Time	Sector 1	Sector 2	Sector 3	T. Spd	Elapsed
1		2:10.274	45.598	42.830	41.846	208.8	2:10.274	1		2:06.152	43.135	41.760	41.257	194.9	2:06.152
2		2:00.218	38.982	40.323	40.913	244.8	4:10.492	2		1:58.716	37.807	39.932	40.977	230.2	4:04.868
3		1:59.924	38.799	40.232	40.893	247.1	6:10.416	3		1:58.988	37.853	39.936	41.199	244.8	6:03.856
4		1:59.467	38.448	40.265	40.754	242.1	8:09.883	4		2:00.151	38.576	40.575	41.000	233.2	8:04.007
5		2:01.544	38.856	40.610	42.078	236.8	10:11.427	5		2:00.152	37.956	41.153	41.043	236.8	10:04.159
6		2:00.888	38.469	41.089	41.330	236.3	12:12.315	6		1:58.395	37.636	39.761	40.998	242.6	12:02.554
7		2:00.784	38.608	41.142	41.034	238.4	14:13.099	7		1:58.954	37.917	40.050	40.987	232.7	14:01.508
8		2:02.435	38.601	41.755	42.079	245.4	16:15.534	8		1:59.300	37.907	40.383	41.010	238.4	16:00.808
9		2:01.641	38.941	41.144	41.556	235.8	18:17.175	9		1:58.628	37.766	39.931	40.931	241.0	17:59.436
10		2:01.238	38.754	41.131	41.353	242.1	20:18.413	10		1:58.819	37.953	39.925	40.941	233.2	19:58.255
11		2:01.045	38.671	40.906	41.468	238.4	22:19.458	11		1:58.331	37.898	39.844	40.589	238.4	21:56.586
12		2:03.003	39.355	42.274	41.374	244.8	24:22.461	12		1:58.924	38.059	39.997	40.868	235.8	23:55.510
13		2:00.968	38.750	40.951	41.267	235.8	26:23.429	13		1:59.400	38.120	40.043	41.237	236.3	25:54.910







Autodromo Nazionale Monza

TCR Europe

Race - 2

Lap Analysis



117

Albert Legutko

Honda Civic Type R FK7 TCR

Legutko Racing – ADAC Berlin

Lap	D	Time	Sector 1	Sector 2	Sector 3	T. Spd	Elapsed
1		2:13.341	46.808	43.089	43.444	189.1	2:13.341
2		2:01.724	39.177	41.172	41.375	242.1	4:15.065
3		2:00.520	38.593	40.554	41.373	245.4	6:15.585
4		2:04.357	38.980	43.775	41.602	245.4	8:19.942
5		2:01.153	38.993	40.614	41.546	242.6	10:21.095
6		2:01.116	38.807	40.751	41.558	244.3	12:22.211
7		2:02.001	39.029	41.299	41.673	205.3	14:24.212
8		2:01.413	38.814	40.806	41.793	243.2	16:25.625
9		2:01.161	38.643	40.747	41.771	243.7	18:26.786
10		2:01.231	38.758	40.869	41.604	242.6	20:28.017
11		2:01.318	38.808	40.767	41.743	241.0	22:29.335
12		2:01.277	38.786	40.862	41.629	241.6	24:30.612
13		2:03.523	39.387	41.673	42.463	242.1	26:34.135

123


Daniel Lloyd

Honda Civic Type R FK7 TCR

Brutal Fish Racing Team

Lap	D	Time	Sector 1	Sector 2	Sector 3	T. Spd	Elapsed
1		2:02.450	41.236	40.245	40.969	194.5	2:02.450
2		1:58.265	37.810	40.003	40.452	253.5	4:00.715
3		1:57.525	37.732	39.518	40.275	247.7	5:58.240
4		1:57.820	37.716	39.807	40.297	247.1	7:56.060
5		1:57.805	37.812	39.543	40.450	247.1	9:53.865
6		1:58.326	37.893	39.885	40.548	247.1	11:52.191
7		1:58.318	37.919	39.883	40.516	248.8	13:50.509
8		1:58.865	38.351	39.885	40.629	235.2	15:49.374
9		1:58.088	37.870	39.731	40.487	249.4	17:47.462
10		1:58.165	37.701	39.838	40.626	251.7	19:45.627
11		1:58.287	37.940	39.853	40.494	249.4	21:43.914
12		1:59.622	38.106	40.384	41.132	248.8	23:43.536
13		2:00.286	38.665	40.823	40.798	251.1	25:43.822





Autodromo Nazionale Monza

TCR Europe

Race - 2


Analysis by Lap



Autodromo Nazionale Monza 5.793 m.

Num	Lap Time	Gap	Num	Lap Time	Gap	Num	Lap Time	Gap	Num	Lap Time	Gap	Num	Lap Time	Gap
<b>Lap 1</b>														
9	2:01.233		7	1:59.189	03.308	112	1:58.988	06.274	19	1:59.096	10.223	91	2:01.544	18.241
88	2:02.090	00.857	45	1:59.473	03.434	8	1:58.994	06.346	58	1:59.631	10.943	96	2:03.057	18.258
123	2:02.450	01.217	111	1:59.078	04.000	70	1:59.002	06.455	27	2:02.335	11.225	46	2:01.246	18.332
16	2:03.121	01.888	30	1:58.998	04.823	27	1:58.891	06.681	85	1:59.067	11.413	14	2:00.844	18.559
45	2:03.353	02.120	55	1:59.391	05.105	12	1:58.696	07.040	25	2:00.245	11.503	26	2:02.802	18.627
24	2:03.497	02.264	112	1:58.716	05.476	10	1:59.600	07.724	34	1:58.904	11.806	23	2:00.145	26.184
7	2:03.511	02.278	8	1:59.502	05.542	19	1:59.346	08.918	96	1:58.643	13.014	117	2:01.153	27.909
111	2:04.314	03.081	70	1:58.546	05.643	25	2:00.349	09.049	26	1:58.366	13.638	16	2:19.232	29.462
55	2:05.106	03.873	27	1:58.778	05.980	58	2:00.123	09.103	91	1:59.467	14.510	15	2:00.039	29.817
30	2:05.217	03.984	10	1:58.840	06.314	85	1:58.443	10.137	46	1:59.729	14.899	21	2:00.443	31.501
8	2:05.432	04.199	12	1:58.214	06.534	34	1:58.953	10.693	22	1:59.212	15.216	17	1:59.375	33.970
112	2:06.152	04.919	25	1:58.116	06.890	96	1:58.920	12.162	14	1:58.469	15.528	12	2:22.584	34.041
70	2:06.489	05.256	58	1:58.224	07.170	91	1:59.924	12.834	23	2:00.745	23.852	18	2:04.709	38.845
27	2:06.594	05.361	19	1:57.998	07.762	46	1:59.065	12.961	117	2:04.357	24.569	<b>Num Lap Time Gap</b>		
10	2:06.866	05.633	85	1:58.621	09.884	26	1:58.505	13.063	15	1:59.699	27.591	<b>Lap 6</b>		
12	2:07.712	06.479	34	2:00.077	09.930	22	1:58.588	13.795	21	2:08.386	28.871	9	1:57.978	
25	2:08.166	06.933	91	2:00.218	11.100	14	1:58.813	14.850	18	2:01.568	31.949	123	1:58.326	01.027
58	2:08.338	07.105	96	1:59.994	11.432	117	2:00.520	18.003	17	1:59.929	32.408	24	1:58.031	01.385
19	2:09.156	07.923	46	1:59.986	12.086	21	2:00.251	18.276	<b>Num Lap Time Gap</b>			7	1:58.077	03.353
34	2:09.245	08.012	26	2:00.469	12.748	23	1:59.643	20.898	<b>Lap 5</b>			111	1:58.558	06.827
91	2:10.274	09.041	22	1:58.758	13.397	15	1:59.903	25.683	9	1:57.813		45	1:58.611	07.903
85	2:10.655	09.422	14	1:59.998	14.227	18	2:04.305	28.172	123	1:57.805	00.679	88	1:59.141	08.821
96	2:10.830	09.597	117	2:01.724	15.673	17	2:00.052	30.270	24	1:57.523	01.332	55	1:59.120	09.288
46	2:11.492	10.259	21	2:01.417	16.215	<b>Num Lap Time Gap</b>			7	1:57.730	03.254	112	1:58.395	11.390
26	2:11.671	10.438	23	2:00.722	19.445	<b>Lap 4</b>			111	1:58.838	06.247	30	1:58.495	11.713
117	2:13.341	12.108	18	2:04.387	22.057	9	1:57.791		45	1:59.235	07.270	8	1:58.696	12.364
14	2:13.621	12.388	15	2:00.073	23.970	123	1:57.820	00.687	88	1:59.328	07.658	19	1:58.528	13.998
22	2:14.031	12.798	17	2:00.855	28.408	24	1:57.502	01.622	55	1:58.630	08.146	58	1:59.418	15.080
21	2:14.190	12.957	<b>Num Lap Time Gap</b>			7	1:58.254	03.337	112	2:00.152	10.973	10	2:01.282	15.669
18	2:17.062	15.829	<b>Lap 3</b>			111	1:58.725	05.222	30	2:00.157	11.196	85	1:58.654	16.411
23	2:18.115	16.882	9	1:58.190		45	1:59.485	05.848	8	1:59.762	11.646	70	1:59.133	17.030
15	2:23.289	22.056	123	1:57.525	00.658	88	1:59.761	06.143	10	2:00.199	12.365	22	1:59.491	19.423
17	2:26.945	25.712	16	1:57.634	01.673	55	1:59.228	07.329	19	2:01.038	13.448	27	2:01.150	19.674
<b>Num Lap Time Gap</b>			24	1:57.358	01.911	16	2:04.161	08.043	58	2:00.510	13.640	34	2:00.606	19.690
<b>Lap 2</b>			7	1:57.756	02.874	112	2:00.151	08.634	85	2:02.135	15.735	25	2:01.310	19.905
9	1:58.159		45	1:58.910	04.154	30	2:00.603	08.852	70	2:04.520	15.875	91	2:00.888	21.151
123	1:58.265	01.323	88	1:59.906	04.173	70	2:00.504	09.168	27	2:03.090	16.502	46	2:01.041	21.395
16	1:58.500	02.229	111	1:58.478	04.288	12	2:00.021	09.270	25	2:02.883	16.573	96	2:02.083	22.363
88	1:59.759	02.457	55	1:58.977	05.892	8	2:01.142	09.697	34	2:03.069	17.062	26	2:02.157	22.806





# Autodromo Nazionale Monza

## TCR Europe


### Race - 2

#### Analysis by Lap



Num	Lap Time	Gap	Num	Lap Time	Gap	Num	Lap Time	Gap	Num	Lap Time	Gap	Num	Lap Time	Gap
14	2:04.141	24.722	<b>Lap 8</b>			112	1:58.628	13.583	27	2:00.162	26.773	<b>Lap 12</b>		
16	1:58.952	30.436	9	1:58.267		19	1:58.508	14.648	26	1:59.178	30.360	9	1:57.750	
117	2:01.116	31.047	24	1:58.194	01.197	30	1:59.485	14.773	25	2:00.040	30.903	24	1:58.244	01.229
15	1:59.323	31.162	123	1:58.865	01.578	8	1:59.605	15.435	96	2:00.078	31.738	123	1:59.622	03.959
21	2:00.633	34.156	7	1:57.781	02.591	58	1:58.786	16.494	16	1:59.259	33.458	7	1:59.427	04.228
23	2:07.204	35.410	111	1:59.067	08.219	10	1:59.550	17.843	91	2:01.238	34.621	111	1:59.350	12.667
18	2:02.594	43.461	45	1:59.016	08.972	85	1:59.021	17.852	15	1:59.726	36.638	45	1:59.061	12.890
<b>Num</b>	<b>Lap Time</b>	<b>Gap</b>	55	1:58.436	09.797	70	1:58.533	18.561	117	2:01.231	44.225	55	1:58.896	13.538
<b>Lap 7</b>			88	1:59.070	10.873	22	1:58.997	21.396	21	2:01.943	46.369	112	1:58.924	15.933
9	1:58.365		112	1:59.300	13.012	27	1:59.740	24.550	18	2:05.858	1:07.465	19	1:58.869	16.188
123	1:58.318	00.980	30	1:59.281	13.345	25	2:00.651	28.802	34	2:21.924	1:18.519	88	2:01.024	17.710
24	1:58.250	01.270	8	1:59.136	13.887	26	2:00.156	29.121	<b>Num</b>	<b>Lap Time</b>	<b>Gap</b>	58	1:59.315	19.796
7	1:58.089	03.077	19	1:58.636	14.197	96	1:59.774	29.599	<b>Lap 11</b>			30	2:00.075	20.581
111	1:58.957	07.419	58	1:58.674	15.765	91	2:01.641	31.322	9	1:58.035		8	2:00.062	21.044
45	1:58.685	08.223	10	1:58.443	16.350	16	1:58.389	32.138	24	1:58.013	00.735	10	1:58.982	21.538
55	1:58.705	09.628	85	1:58.732	16.888	15	1:59.857	34.851	123	1:58.287	02.087	70	1:59.972	23.156
88	1:59.614	10.070	70	1:58.672	18.085	117	2:01.161	40.933	7	1:57.786	02.551	22	1:58.802	24.383
112	1:58.954	11.979	22	1:58.686	20.456	21	2:01.517	42.365	111	1:59.028	11.067	27	1:59.593	30.196
30	1:58.983	12.331	27	2:00.207	22.867	34	2:06.589	54.534	45	1:58.882	11.579	26	1:59.521	33.409
8	1:59.019	13.018	25	2:03.106	26.208	18	2:03.710	59.546	55	1:58.737	12.392	25	1:59.524	34.581
19	1:58.195	13.828	26	2:00.814	27.022	14	3:10.512	1:44.659	88	1:59.478	14.436	16	1:58.674	35.881
58	1:58.643	15.358	91	2:02.435	27.738	<b>Num</b>	<b>Lap Time</b>	<b>Gap</b>	112	1:58.331	14.759	96	1:59.909	37.521
10	1:58.870	16.174	96	2:01.656	27.882	<b>Lap 10</b>			19	1:58.186	15.069	15	2:01.365	42.047
85	1:58.377	16.423	16	1:59.159	31.806	9	1:57.939		58	1:58.971	18.231	91	2:03.003	42.884
70	1:59.015	17.680	14	2:03.733	32.204	24	1:57.693	00.757	30	1:59.826	18.256	117	2:01.277	51.035
22	1:58.979	20.037	15	1:59.330	33.051	123	1:58.165	01.835	8	1:59.799	18.732	21	2:00.675	52.164
27	1:59.618	20.927	117	2:01.413	37.829	7	1:58.379	02.800	10	1:59.049	20.306	<b>85</b>	4:51.836	1 Lap
25	1:59.829	21.369	21	2:00.813	38.905	111	1:59.024	10.074	70	1:59.067	20.934	18	2:02.651	1:17.738
91	2:00.784	23.570	34	1:59.954	46.002	45	1:58.797	10.732	22	1:58.884	23.331	34	1:59.860	1:23.317
26	2:00.034	24.475	18	2:02.606	53.893	55	1:58.906	11.690	27	1:59.615	28.353	<b>14</b>	5:35.438	2 Laps
96	2:00.495	24.493	<b>Num</b>	<b>Lap Time</b>	<b>Gap</b>	88	1:58.953	12.993	26	1:59.313	31.638	<b>Num</b>	<b>Lap Time</b>	<b>Gap</b>
14	2:00.381	26.738	<b>Lap 9</b>			112	1:58.819	14.463	25	1:59.939	32.807	<b>Lap 13</b>		
16	1:58.843	30.914	9	1:58.057		19	1:58.209	14.918	16	1:59.534	34.957	9	1:58.506	
15	1:59.191	31.988	24	1:57.863	01.003	30	1:59.631	16.465	96	2:01.659	35.362	24	1:58.500	01.223
117	2:02.001	34.683	123	1:58.088	01.609	8	1:59.472	16.968	91	2:01.045	37.631	7	1:59.759	05.481
21	2:00.568	36.359	7	1:57.826	02.360	58	1:58.740	17.295	15	1:59.829	38.432	123	2:00.286	05.739
34	2:22.990	44.315	111	1:58.827	08.989	85	1:58.617	18.530	117	2:01.318	47.508	111	1:59.668	13.829
18	2:04.458	49.554	45	1:58.959	09.874	10	1:59.388	19.292	21	2:00.905	49.239	45	1:59.654	14.038
			55	1:58.983	10.723	70	1:59.280	19.902	18	2:03.407	1:12.837	55	1:59.969	15.001
			88	1:59.163	11.979	22	1:59.025	22.482	34	2:00.723	1:21.207	112	1:59.400	16.827



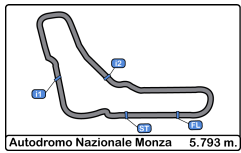


Autodromo Nazionale Monza  
TCR Europe  
Race - 2  
Analysis by Lap



Num	Lap Time	Gap
88	2:00.217	19.421
58	1:58.616	19.906
30	1:59.368	21.443
8	1:59.102	21.640
10	1:59.414	22.446
70	1:59.103	23.753
19	2:06.209	23.891
22	1:59.275	25.152
27	1:59.860	31.550
26	1:59.357	34.260
25	1:58.799	34.874
16	1:59.030	36.405
96	2:01.526	40.541
15	2:00.415	43.956
91	2:00.968	45.346
117	2:03.523	56.052
21	2:02.518	56.176
18	2:03.637	1:22.869
34	1:59.606	1:24.417
14	1:58.817	2 Laps





Autodromo Nazionale Monza

TCR Europe


Race - 2

Best Sectors Results



Sector - 1				Sector - 2				Sector - 3				Ideal Lap vs Best Lap			
Clas	Nº	Driver	Time	Nº	Driver	Time	Nº	Driver	Time	Clas	Nº	Driver	Ideal Lap	Best Lap	Clas
1	30	Luca Filippi	37.136	24	Julien Briché	39.333	12	Nelson Panciatici	40.140	1	24	Julien Briché	1:57.140	1:57.358	1
2	7	Aurélien Comte	37.303	16	Gilles Magnus	39.411	123	Daniel Lloyd	40.275	2	7	Aurélien Comte	1:57.324	1:57.730	4
3	24	Julien Briché	37.402	9	Josh Files	39.419	19	Andreas Bäckman	40.277	3	123	Daniel Lloyd	1:57.494	1:57.525	2
4	12	Nelson Panciatici	37.545	123	Daniel Lloyd	39.518	85	Guilherme Salas	40.319	4	19	Andreas Bäckman	1:57.547	1:57.998	6
5	85	Guilherme Salas	37.546	7	Aurélien Comte	39.623	14	Klim Gavrilov	40.368	5	9	Josh Files	1:57.619	1:57.750	5
6	19	Andreas Bäckman	37.625	19	Andreas Bäckman	39.645	27	John Filippi	40.375	6	16	Gilles Magnus	1:57.634	1:57.634	3
7	11	Jimmy Clairet	37.636	96	Abdulla Ali Al-Khelaifi	39.655	9	Josh Files	40.394	7	30	Luca Filippi	1:57.735	1:58.495	17
8	11	Teddy Clairet	37.653	88	Maxime Potty	39.701	25	Natan Bihel	40.397	8	85	Guilherme Salas	1:57.781	1:58.377	12
9	12	Daniel Lloyd	37.701	70	Mat'o Homola	39.705	7	Aurélien Comte	40.398	9	112	Jimmy Clairet	1:57.986	1:58.331	10
10	25	Natan Bihel	37.715	8	Luca Engstler	39.754	24	Julien Briché	40.405	10	12	Nelson Panciatici	1:57.994	1:58.214	8
11	55	Santiago Urrutia	37.724	112	Jimmy Clairet	39.761	10	Viktor Davidovski	40.406	11	25	Natan Bihel	1:58.054	1:58.116	7
12	10	Viktor Davidovski	37.740	14	Klim Gavrilov	39.795	16	Gilles Magnus	40.450	12	10	Viktor Davidovski	1:58.096	1:58.443	14
13	70	Mat'o Homola	37.750	30	Luca Filippi	39.831	22	Josh Burdon	40.465	13	58	Dominik Baumann	1:58.148	1:58.224	9
14	34	Stian Paulsen	37.765	55	Santiago Urrutia	39.852	58	Dominik Baumann	40.492	14	14	Klim Gavrilov	1:58.155	1:58.469	15
15	16	Gilles Magnus	37.773	58	Dominik Baumann	39.855	26	Jessica Bäckman	40.517	15	70	Mat'o Homola	1:58.189	1:58.533	18
16	26	Jessica Bäckman	37.797	34	Stian Paulsen	39.860	112	Jimmy Clairet	40.589	16	111	Teddy Clairet	1:58.250	1:58.478	16
17	58	Dominik Baumann	37.801	85	Guilherme Salas	39.916	45	Gianni Morbidelli	40.589	17	26	Jessica Bäckman	1:58.259	1:58.366	11
18	9	Josh Files	37.806	111	Teddy Clairet	39.928	46	Olli Kangas	40.610	18	96	Abdulla Ali Al-Khelaifi	1:58.280	1:58.643	21
19	22	Josh Burdon	37.806	27	John Filippi	39.928	96	Abdulla Ali Al-Khelaifi	40.669	19	55	Santiago Urrutia	1:58.311	1:58.436	13
20	45	Gianni Morbidelli	37.841	25	Natan Bihel	39.942	111	Teddy Clairet	40.669	20	22	Josh Burdon	1:58.313	1:58.588	19
21	88	Maxime Potty	37.862	26	Jessica Bäckman	39.945	8	Luca Engstler	40.671	21	88	Maxime Potty	1:58.320	1:58.953	25
22	8	Luca Engstler	37.932	10	Viktor Davidovski	39.950	34	Stian Paulsen	40.716	22	34	Stian Paulsen	1:58.341	1:58.904	24
23	46	Olli Kangas	37.952	45	Gianni Morbidelli	40.006	70	Mat'o Homola	40.734	23	8	Luca Engstler	1:58.357	1:58.696	22
24	96	Abdulla Ali Al-Khelaifi	37.956	22	Josh Burdon	40.042	55	Santiago Urrutia	40.735	24	27	John Filippi	1:58.389	1:58.778	23
25	14	Klim Gavrilov	37.992	23	Tamás Tenke	40.069	91	Grigoriy Burlutskiy	40.754	25	45	Gianni Morbidelli	1:58.436	1:58.611	20
26	27	John Filippi	38.086	15	Sami Taoufik	40.096	88	Maxime Potty	40.757	26	46	Olli Kangas	1:58.984	1:59.065	26
27	15	Sami Taoufik	38.107	91	Grigoriy Burlutskiy	40.232	30	Luca Filippi	40.768	27	15	Sami Taoufik	1:58.998	1:59.191	27
28	23	Tamás Tenke	38.110	17	Martin Ryba	40.294	15	Sami Taoufik	40.795	28	23	Tamás Tenke	1:59.062	1:59.643	30
29	17	Martin Ryba	38.129	12	Nelson Panciatici	40.309	23	Tamás Tenke	40.883	29	17	Martin Ryba	1:59.375	1:59.375	28
30	21	Marie Baus-Coppens	38.313	46	Olli Kangas	40.422	17	Martin Ryba	40.952	30	91	Grigoriy Burlutskiy	1:59.434	1:59.467	29
31	91	Grigoriy Burlutskiy	38.448	117	Albert Legutko	40.554	21	Marie Baus-Coppens	41.078	31	21	Marie Baus-Coppens	1:59.963	2:00.251	31
32	18	Paul Ip Kung Ching	38.475	21	Marie Baus-Coppens	40.572	117	Albert Legutko	41.373	32	117	Albert Legutko	2:00.520	2:00.520	32
33	11	Albert Legutko	38.593	18	Paul Ip Kung Ching	41.442	18	Paul Ip Kung Ching	41.651	33	18	Paul Ip Kung Ching	2:01.568	2:01.568	33



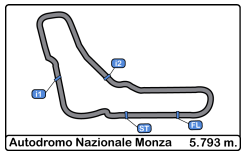


Autodromo Nazionale Monza  
TCR Europe  
Race - 2  
Leader Sequence



N°	Driver	Nat	Team	Nat	Vehicle	Start Lap	End Lap	Laps	Total Laps
9	Josh Files	GBR	Target Competition	GBR	Hyundai i30 N TCR	1	13	13	13





# Autodromo Nazionale Monza

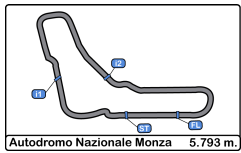
## TCR Europe

### Race - 2

#### Best 5 Lap Times



Cls	N°	Driver	Nat	Team	Nat	Vehicle	Best 1		Best 2		Best 3		Best 4		Best 5	
							Time	Lap	Time	Lap	Time	Lap	Time	Lap	Time	Lap
1	24	Julien Briché	FRA	JSB Compétition	FRA	Peugeot 308 TCR	1:57.358	3	1:57.502	4	1:57.523	5	1:57.693	10	1:57.863	9
2	123	Daniel Lloyd	GBR	Brutal Fish Racing Team	GBR	Honda Civic Type R FK7 TCR	1:57.525	3	1:57.805	5	1:57.820	4	1:58.088	9	1:58.165	10
3	16	Gilles Magnus	BEL	Comtoyou Racing	BEL	Audi RS 3 LMS	1:57.634	3	1:58.389	9	1:58.500	2	1:58.674	12	1:58.843	7
4	7	Aurélien Comte	FRA	DG Sport Compétition	FRA	Peugeot 308 TCR	1:57.730	5	1:57.756	3	1:57.781	8	1:57.786	11	1:57.826	9
5	9	Josh Files	GBR	Target Competition	GBR	Hyundai i30 N TCR	1:57.750	12	1:57.791	4	1:57.813	5	1:57.939	10	1:57.978	6
6	19	Andreas Bäckman	SW	Target Competition	SW	Hyundai i30 N TCR	1:57.998	2	1:58.186	11	1:58.195	7	1:58.209	10	1:58.508	9
7	25	Natan Bihel	FRA	M Racing	FRA	Hyundai i30 N TCR	1:58.116	2	1:58.799	13	1:59.524	12	1:59.829	7	1:59.939	11
8	12	Nelson Panciatichi	FRA	M Racing	FRA	Hyundai i30 N TCR	1:58.214	2	1:58.696	3	2:00.021	4	2:07.712	1	2:22.584	5
9	58	Dominik Baumann	AUT	Target Competition	AUT	Hyundai i30 N TCR	1:58.224	2	1:58.616	13	1:58.643	7	1:58.674	8	1:58.740	10
10	112	Jimmy Claret	FRA	Team Claret Sport	FRA	Peugeot 308 TCR	1:58.331	11	1:58.395	6	1:58.628	9	1:58.716	2	1:58.819	10
11	26	Jessica Bäckman	SW	Target Competition	SW	Hyundai i30 N TCR	1:58.366	4	1:58.505	3	1:59.178	10	1:59.313	11	1:59.357	13
12	85	Guilherme Salas	BRA	Vukovic Motorsport	BRA	Renault Mégane RS	1:58.377	7	1:58.443	3	1:58.617	10	1:58.621	2	1:58.654	6
13	55	Santiago Urrutia	URU	Team WRT	URU	Audi RS 3 LMS	1:58.436	8	1:58.630	5	1:58.705	7	1:58.737	11	1:58.896	12
14	10	Viktor Davidovski	MKD	PSS Racing Team	MKD	Honda Civic Type R FK7 TCR	1:58.443	8	1:58.840	2	1:58.870	7	1:58.982	12	1:59.049	11
15	14	Klim Gavrilov	RUS	VRC Team	RUS	Audi RS 3 LMS	1:58.469	4	1:58.813	3	1:58.817	11	1:59.998	2	2:00.381	7
16	111	Teddy Claret	FRA	Team Claret Sport	FRA	Peugeot 308 TCR	1:58.478	3	1:58.558	6	1:58.725	4	1:58.827	9	1:58.838	5
17	30	Luca Filippi	ITA	BRC Racing Team	ITA	Hyundai i30 N TCR	1:58.495	6	1:58.983	7	1:58.998	2	1:59.281	8	1:59.368	13
18	70	Mat'o Homola	SVK	Target Competition	SVK	Hyundai i30 N TCR	1:58.533	9	1:58.546	2	1:58.672	8	1:59.002	3	1:59.015	7
19	22	Josh Burdon	HKG	Brutal Fish Racing Team	HKG	Honda Civic Type R FK7 TCR	1:58.588	3	1:58.686	8	1:58.758	2	1:58.802	12	1:58.884	11
20	45	Gianni Morbidelli	ITA	WestCoast Racing	ITA	Volkswagen Golf GTI TCR	1:58.611	6	1:58.685	7	1:58.797	10	1:58.882	11	1:58.910	3
21	96	Abdulla Ali Al-	QAT	QMMF Racing by PCR Sport	QAT	CUPRA TCR	1:58.643	4	1:58.920	3	1:59.774	9	1:59.909	12	1:59.994	2
22	8	Luca Engstler	GER	M1RA Motorsport	GER	Hyundai i30 N TCR	1:58.696	6	1:58.994	3	1:59.019	7	1:59.102	13	1:59.136	8
23	27	John Filippi	FRA	PCR Sport	FRA	CUPRA TCR	1:58.778	2	1:58.891	3	1:59.593	12	1:59.615	11	1:59.618	7
24	34	Stian Paulsen	NOR	Stian Paulsen Racing	NOR	CUPRA TCR	1:58.904	4	1:58.953	3	1:59.606	13	1:59.860	12	1:59.954	8
25	88	Maxime Potty	BEL	Team WRT	BEL	Volkswagen Golf GTI TCR	1:58.953	10	1:59.070	8	1:59.141	6	1:59.163	9	1:59.328	5
26	46	Olli Kangas	FIN	WestCoast Racing	FIN	Volkswagen Golf GTI TCR	1:59.065	3	1:59.729	4	1:59.986	2	2:01.041	6	2:01.246	5
27	15	Sami Taoufik	MAR	Comtoyou Racing	MAR	Audi RS 3 LMS	1:59.191	7	1:59.323	6	1:59.330	8	1:59.699	4	1:59.726	10
28	17	Martin Ryba	SVK	Brutal Fish Racing Team	SVK	Honda Civic Type R FK7 TCR	1:59.375	5	1:59.929	4	2:00.052	3	2:00.855	2	2:26.945	1
29	91	Grigoriy Burlutskiy	RUS	Carville Racing	RUS	Volkswagen Golf GTI TCR	1:59.467	4	1:59.924	3	2:00.218	2	2:00.784	7	2:00.888	6
30	23	Tamás Tenke	HUN	Zengő Motorsport	HUN	CUPRA TCR	1:59.643	3	2:00.145	5	2:00.722	2	2:00.745	4	2:07.204	6
31	21	Marie Baus-	FRA	JSB Compétition	FRA	CUPRA TCR	2:00.251	3	2:00.443	5	2:00.568	7	2:00.633	6	2:00.675	12
32	117	Albert Legutko	GER	Legutko Racing – ADAC Berlin	GER	Honda Civic Type R FK7 TCR	2:00.520	3	2:01.116	6	2:01.153	5	2:01.161	9	2:01.231	10
33	18	Paul Ip Kung	HKG	Brutal Fish Racing Team	HKG	Honda Civic Type R FK7 TCR	2:01.568	4	2:02.594	6	2:02.606	8	2:02.651	12	2:03.407	11



Autodromo Nazionale Monza

TCR Europe

Race - 2

Best 5 Top Speeds



Cls	N°	Driver	Nat	Team	Nat	Vehicle	Top 1		Top 2		Top 3		Top 4		Top 5		Avg
							Km/h	Lap	Km/h	Lap	Km/h	Lap	Km/h	Lap	Km/h	Lap	
1	96	Abdulla Ali Al-	QAT	QMMF Racing by PCR Sport	QAT	CUPRA TCR	255.9	3	247.1	12	246.0	4	246.0	8	245.4	10	248.1
2	46	Olli Kangas	FIN	WestCoast Racing	FIN	Volkswagen Golf GTI TCR	254.7	7	244.8	4	243.7	5	242.1	2	239.4	3	245.0
3	55	Santiago Urrutia	URU	Team WRT	URU	Audi RS 3 LMS	254.7	9	254.7	13	252.9	8	252.9	10	252.3	4	253.5
4	25	Natan Bihel	FRA	M Racing	FRA	Hyundai i30 N TCR	254.1	2	250.5	8	244.3	5	236.3	3	236.3	13	244.3
5	16	Gilles Magnus	BEL	Comtoyou Racing	BEL	Audi RS 3 LMS	253.5	6	253.5	13	252.3	3	252.3	8	252.3	9	252.8
6	123	Daniel Lloyd	GBR	Brutal Fish Racing Team	GBR	Honda Civic Type R FK7 TCR	253.5	2	251.7	10	251.1	13	249.4	9	249.4	11	251.0
7	85	Guilherme Salas	BRA	Vukovic Motorsport	BRA	Renault Mégane RS	252.9	2	249.4	3	249.4	6	247.1	7	247.1	10	249.2
8	14	Klim Gavrilov	RUS	VRC Team	RUS	Audi RS 3 LMS	252.3	2	248.8	3	245.4	4	244.8	5	244.3	7	247.1
9	22	Josh Burdon	HKG	Brutal Fish Racing Team	HKG	Honda Civic Type R FK7 TCR	251.7	3	250.5	13	250.0	8	249.4	9	249.4	11	250.2
10	88	Maxime Potty	BEL	Team WRT	BEL	Volkswagen Golf GTI TCR	251.7	8	246.0	9	244.8	11	244.3	4	243.7	10	246.1
11	10	Viktor Davidovski	MKD	PSS Racing Team	MKD	Honda Civic Type R FK7 TCR	251.1	8	249.4	7	249.4	9	248.2	10	246.5	11	248.9
12	24	Julien Briché	FRA	JSB Compétition	FRA	Peugeot 308 TCR	250.5	10	248.8	4	248.2	5	246.0	9	246.0	11	247.9
13	45	Gianni Morbidelli	ITA	WestCoast Racing	ITA	Volkswagen Golf GTI TCR	250.0	9	246.5	12	246.5	13	246.0	10	245.4	8	246.9
14	111	Teddy Clairet	FRA	Team Clairet Sport	FRA	Peugeot 308 TCR	250.0	9	248.2	8	248.2	11	248.2	12	247.7	10	248.5
15	15	Sami Taoufik	MAR	Comtoyou Racing	MAR	Audi RS 3 LMS	249.4	7	246.5	4	246.5	8	246.5	10	245.4	5	246.9
16	21	Marie Baus-	FRA	JSB Compétition	FRA	CUPRA TCR	249.4	5	243.7	9	241.6	4	240.5	8	240.5	10	243.1
17	7	Aurélien Comte	FRA	DG Sport Compétition	FRA	Peugeot 308 TCR	248.8	10	245.4	9	243.7	8	243.2	5	243.2	6	244.9
18	23	Tamás Tenke	HUN	Zengő Motorsport	HUN	CUPRA TCR	248.2	4	247.7	3	245.4	5	244.8	6	243.7	2	246.0
19	17	Martin Ryba	SVK	Brutal Fish Racing Team	SVK	Honda Civic Type R FK7 TCR	247.7	5	244.8	3	243.2	6	240.5	2	234.7	4	242.2
20	27	John Filippi	FRA	PCR Sport	FRA	CUPRA TCR	247.7	8	247.1	13	246.0	11	244.8	12	243.2	9	245.8
21	9	Josh Files	GBR	Target Competition	GBR	Hyundai i30 N TCR	247.1	3	247.1	4	246.5	10	246.5	13	246.0	9	246.6
22	12	Nelson Panciatici	FRA	M Racing	FRA	Hyundai i30 N TCR	247.1	2	233.7	3	225.4	5	223.1	4	209.7	1	227.8
23	91	Grigoriy Burlutskiy	RUS	Carville Racing	RUS	Volkswagen Golf GTI TCR	247.1	3	245.4	8	244.8	2	244.8	12	242.1	4	244.9
24	8	Luca Engstler	GER	M1RA Motorsport	GER	Hyundai i30 N TCR	246.5	3	238.4	13	237.3	7	230.2	2	225.4	5	235.6
25	18	Paul Ip Kung	HKG	Brutal Fish Racing Team	HKG	Honda Civic Type R FK7 TCR	246.0	4	246.0	5	244.8	3	243.7	2	243.7	6	244.9
26	117	Albert Legutko	GER	Legutko Racing – ADAC Berlin	GER	Honda Civic Type R FK7 TCR	245.4	3	245.4	4	244.3	6	243.7	9	243.2	8	244.4
27	112	Jimmy Clairet	FRA	Team Clairet Sport	FRA	Peugeot 308 TCR	244.8	3	242.6	6	241.0	9	238.4	8	238.4	11	241.0
28	30	Luca Filippi	ITA	BRC Racing Team	ITA	Hyundai i30 N TCR	242.6	3	242.1	2	240.0	8	228.8	7	228.3	5	236.3
29	34	Stian Paulsen	NOR	Stian Paulsen Racing	NOR	CUPRA TCR	242.6	2	242.1	13	240.0	5	237.8	11	237.3	4	240.0
30	58	Dominik Baumann	AUT	Target Competition	AUT	Hyundai i30 N TCR	242.6	8	237.3	12	236.3	9	234.7	11	233.7	13	236.9
31	70	Mat'o Homola	SVK	Target Competition	SVK	Hyundai i30 N TCR	242.6	8	242.1	9	238.4	2	238.4	7	236.8	3	239.7
32	26	Jessica Bäckman	SW	Target Competition	SW	Hyundai i30 N TCR	242.1	4	235.2	10	235.2	12	234.2	2	230.7	3	235.5
33	19	Andreas Bäckman	SW	Target Competition	SW	Hyundai i30 N TCR	240.5	7	233.7	6	233.2	2	232.7	4	232.7	13	234.6







Autodromo Nazionale Monza

TCR Europe

Race - 2

Fastest Laps Sequence



Lap	Time of Day	Session Time	Nº	Driver	Nat	Team	Nat	Vehicle	Time	Km/h
2	11:38:32.548	3:59.548	9	Josh Files	GBR	Target Competition	GBR	Hyundai i30 N TCR	1:58.159	176.4
2	11:38:39.438	4:06.438	25	Natan Bihel	FRA	M Racing	FRA	Hyundai i30 N TCR	1:58.116	176.5
2	11:38:40.310	4:07.310	19	Andreas Bäckma	SWE	Target Competition	SWE	Hyundai i30 N TCR	1:57.998	176.7
3	11:40:31.396	5:58.396	12	Daniel Lloyd	GBR	Brutal Fish Racing Team	GBR	Honda Civic Type R FK7 TCR	1:57.525	177.4
3	11:40:32.649	5:59.649	24	Julien Briché	FRA	JSB Compétition	FRA	Peugeot 308 TCR	1:57.358	177.7





Autodromo Nazionale Monza

TCR Europe

Race - 2

Event Best Maximum Speed



N°	Driver	Nat	Team	Nat	Vehicle	Km/h	Session
16	Gilles Magnus	BEL	Comtoyou Racing	BEL	Audi RS 3 LMS	255.9	Race - 1
19	Andreas Bäckma	SWE	Target Competition	SWE	Hyundai i30 N TCR	255.9	Race - 1
96	Abdulla Ali Al-Kh	QAT	QMMF Racing by PCR Sport	QAT	CUPRA TCR	255.9	Race - 2
55	Santiago Urrutia	URU	Team WRT	URU	Audi RS 3 LMS	254.7	Free Practice - 2
22	Josh Burdon	HKG	Brutal Fish Racing Team	HKG	Honda Civic Type R FK7 TCR	254.7	Race - 1
46	Olli Kangas	FIN	WestCoast Racing	FIN	Volkswagen Golf GTI TCR	254.7	Race - 2
25	Natan Bihel	FRA	M Racing	FRA	Hyundai i30 N TCR	254.1	Race - 2
24	Julien Briché	FRA	JSB Compétition	FRA	Peugeot 308 TCR	253.5	Free Practice - 2
123	Daniel Lloyd	GBR	Brutal Fish Racing Team	GBR	Honda Civic Type R FK7 TCR	253.5	Race - 1
15	Sami Taoufik	MAR	Comtoyou Racing	MAR	Audi RS 3 LMS	253.5	Race - 1
30	Luca Filippi	ITA	BRC Racing Team	ITA	Hyundai i30 N TCR	252.9	Free Practice - 2
27	John Filippi	FRA	PCR Sport	FRA	CUPRA TCR	252.9	Free Practice - 2
85	Guilherme Salas	BRA	Vukovic Motorsport	BRA	Renault Mégane RS	252.9	Race - 2
17	Martin Ryba	SVK	Brutal Fish Racing Team	SVK	Honda Civic Type R FK7 TCR	252.3	Race - 1
14	Klim Gavrilov	RUS	VRC Team	RUS	Audi RS 3 LMS	252.3	Race - 2
70	Mat'o Homola	SVK	Target Competition	SVK	Hyundai i30 N TCR	251.7	Free Practice - 1
34	Stian Paulsen	NOR	Stian Paulsen Racing	NOR	CUPRA TCR	251.7	Free Practice - 2
8	Luca Engstler	GER	M1RA Motorsport	GER	Hyundai i30 N TCR	251.7	Free Practice - 2
7	Aurélien Comte	FRA	DG Sport Compétition	FRA	Peugeot 308 TCR	251.7	Qualifying - 1
88	Maxime Potty	BEL	Team WRT	BEL	Volkswagen Golf GTI TCR	251.7	Race - 2
112	Jimmy Clairet	FRA	Team Clairet Sport	FRA	Peugeot 308 TCR	251.1	Qualifying - 1
18	Paul Ip Kung Chi	HKG	Brutal Fish Racing Team	HKG	Honda Civic Type R FK7 TCR	251.1	Race - 1
10	Viktor Davidovski	MKD	PSS Racing Team	MKD	Honda Civic Type R FK7 TCR	251.1	Race - 2
12	Nelson Panciatici	FRA	M Racing	FRA	Hyundai i30 N TCR	250.5	Free Practice - 2
111	Teddy Clairet	FRA	Team Clairet Sport	FRA	Peugeot 308 TCR	250.0	Race - 1
45	Gianni Morbidelli	ITA	WestCoast Racing	ITA	Volkswagen Golf GTI TCR	250.0	Race - 2
9	Josh Files	GBR	Target Competition	GBR	Hyundai i30 N TCR	249.4	Free Practice - 1
23	Tamás Tenke	HUN	Zengő Motorsport	HUN	CUPRA TCR	249.4	Free Practice - 1
21	Marie Baus-Copp	FRA	JSB Compétition	FRA	CUPRA TCR	249.4	Race - 2
58	Dominik Bauman	AUT	Target Competition	AUT	Hyundai i30 N TCR	248.8	Free Practice - 2
26	Jessica Bäckman	SWE	Target Competition	SWE	Hyundai i30 N TCR	248.2	Qualifying - 1
91	Grigoriy Burlutski	RUS	Carville Racing	RUS	Volkswagen Golf GTI TCR	248.2	Race - 1
117	Albert Legutko	GER	Legutko Racing – ADAC Berlin	GER	Honda Civic Type R FK7 TCR	247.7	Free Practice - 2



Autodromo Nazionale Monza

TCR Europe

Race - 2


Lap Chart



LAP

Nr	Pos	Grid	1	2	3	4	5	6	7	8	9	10	11	12	13
88	1	88	9	9	9	9	9	9	9	9	9	9	9	9	9
9	2	9	88	123	123	123	123	123	123	24	24	24	24	24	24
16	3	16	123	16	16	24	24	24	24	123	123	123	123	123	7
45	4	45	16	88	24	7	7	7	7	7	7	7	7	7	123
123	5	123	45	24	7	111	111	111	111	111	111	111	111	111	111
111	6	111	24	7	45	45	45	45	45	45	45	45	45	45	45
55	7	55	7	45	88	88	88	88	55	55	55	55	55	55	55
7	8	7	111	111	111	55	55	55	88	88	88	88	88	112	112
24	9	24	55	30	55	16	112	112	112	112	112	112	112	19	88
27	10	27	30	55	30	112	30	30	30	30	19	19	19	88	58
19	11	19	8	112	112	30	8	8	8	8	30	30	58	58	30
112	12	112	112	8	8	70	10	19	19	19	8	8	30	30	8
22	13	22	70	70	70	12	19	58	58	58	58	58	8	8	10
30	14	30	27	27	27	8	58	10	10	10	10	85	10	10	70
15	15	15	10	10	12	10	85	85	85	85	85	10	70	70	19
8	16	8	12	12	10	19	70	70	70	70	70	70	22	22	22
70	17	70	25	25	19	58	27	22	22	22	22	22	27	27	27
10	18	10	58	58	25	27	25	27	27	27	27	27	26	26	26
96	19	96	19	19	58	85	34	34	25	25	25	26	25	25	25
12	20	12	34	85	85	25	22	25	91	26	26	25	16	16	16
25	21	25	91	34	34	91	91	91	26	91	96	96	96	96	96
34	22	34	85	91	96	96	96	46	96	96	91	16	91	15	15
58	23	58	96	96	91	26	46	96	14	16	16	91	15	91	91
91	24	91	46	46	46	91	14	26	16	14	15	15	117	117	117
23	25	23	26	26	26	46	26	14	15	15	117	117	21	21	21
46	26	46	117	22	22	22	23	16	117	117	21	21	18	18	18
26	27	26	14	14	14	14	117	117	21	21	34	18	34	34	34
85	28	85	22	117	117	23	16	15	34	34	18	34	85		
21	29	21	21	21	21	117	15	21	18	18	14	14	14		
17	30	17	18	23	23	15	21	23							
117	31	117	23	18	15	21	17	18							
18	32	18	15	15	18	18	12								
14	33	14	17	17	17	17	18								





Autodromo Nazionale Monza

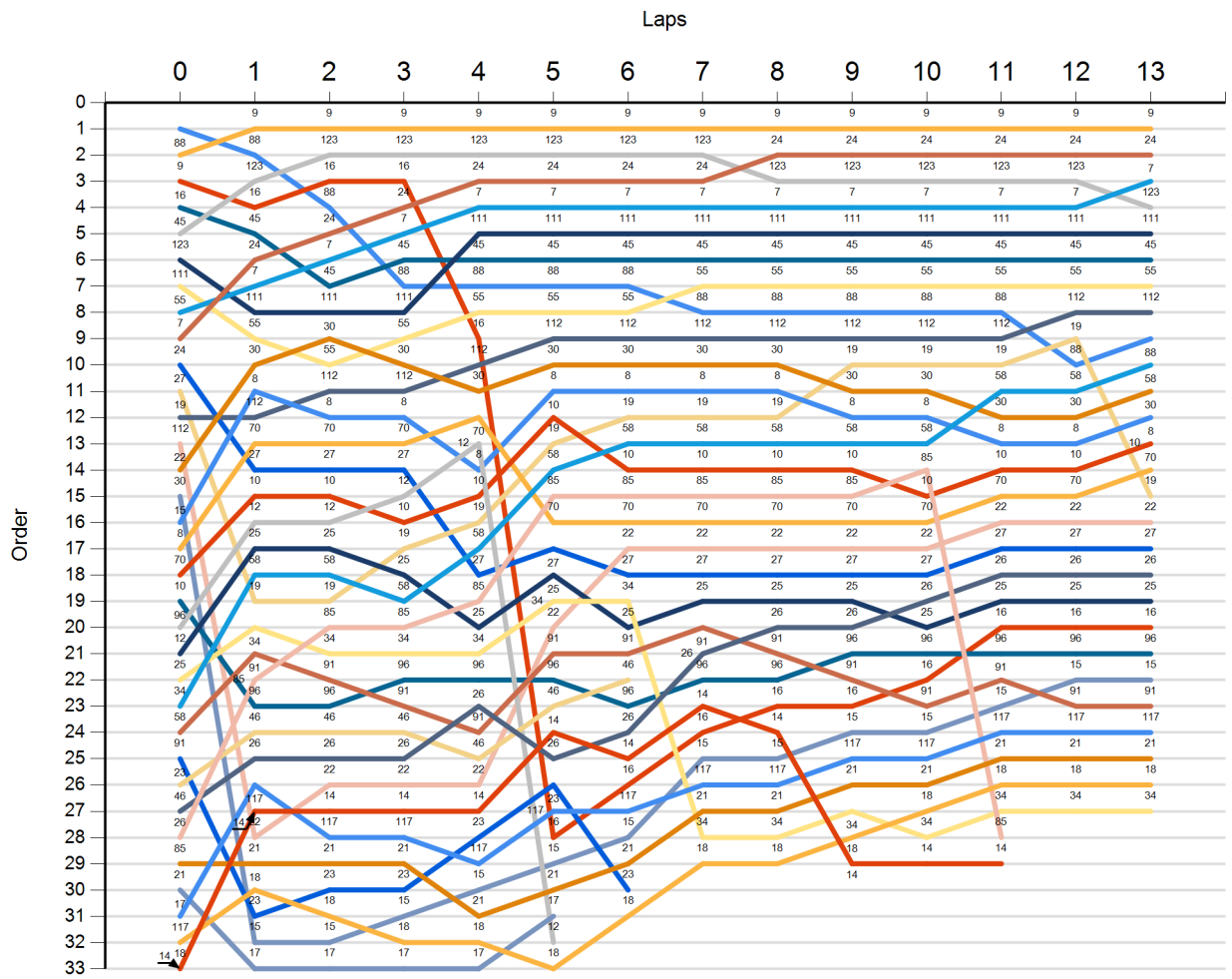
TCR Europe

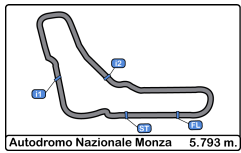
Race - 2

Graphic Lap Chart



- 88
- 9
- 16
- 45
- 123
- 111
- 55
- 7
- 24
- 27
- 19
- 112
- 22
- 30
- 15
- 8
- 70
- 10
- 96
- 12
- 25
- 34
- 58
- 91
- 23
- 46
- 26
- 85
- 21
- 17
- 117
- 18
- 14





Autodromo Nazionale Monza

TCR Europe


Race - 2

Pit Stop Analysis

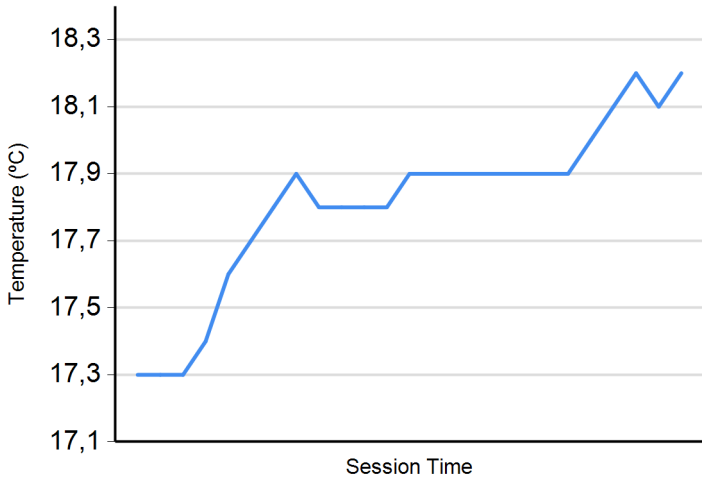


N°	In Day Time	Driver	Nat	Team	Nat	Vehicle	In Time	Stop N°	Pit Time	Handicap	Penalty
16	11:42:31.443	Gilles Magnus	BEL	Comtoy Racing	BEL	Audi RS 3 LMS	7:58.287	1	25.243		
34	11:53:08.438	Stian Paulsen	NOR	Stian Paulsen Racing	NOR	CUPRA TCR	18:35.283	1	25.228		
14	11:53:57.979	Klim Gavrilov	RUS	VRC Team	RUS	Audi RS 3 LMS	19:24.823	1	3:38.258		

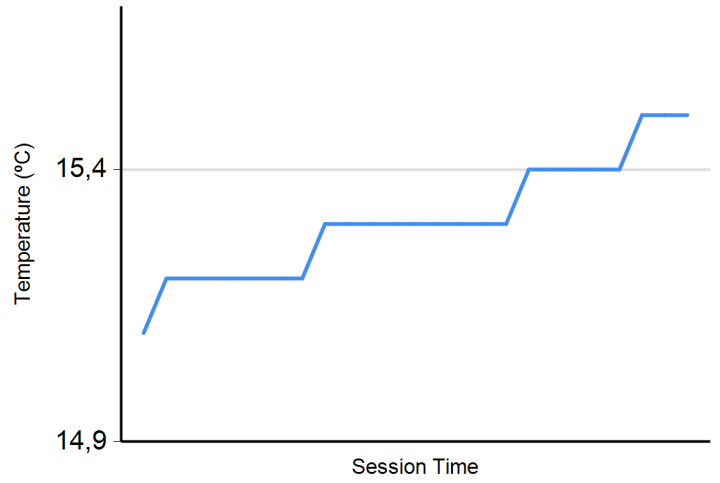




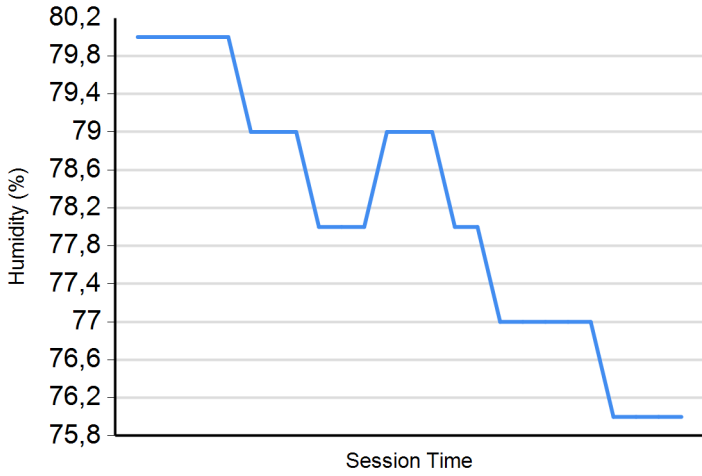
**Air Temperature**



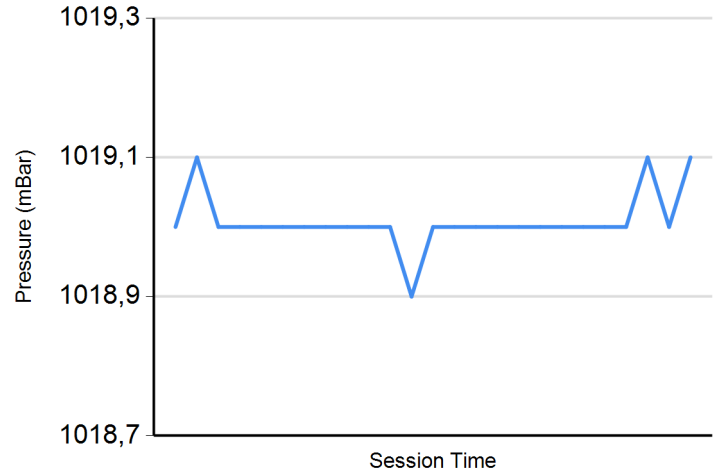
**Track Temperature**



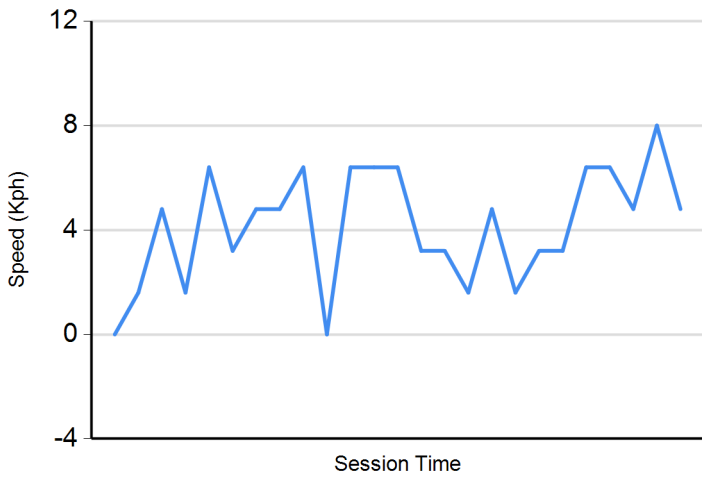
**Humidity**



**Pressure**



**Wind Speed**



**Wind direction**

North = 0°/360° Est = 90° South = 180° West = 270°

