

Spa Francorchamps
International GT Open
Free Practice - 1
Provisional Results



Cls	Nº	Entrant/Team	Nat	Driver 1	Nat	Driver 2	Nat	Vehicle	Cat	Cls	Laps	Best	Time	Gap	Interval	Km/h
1	88	JP Motorsport	POL	Patryk Krupinski	POL	Christian Klien	AUT	McLaren 720 S GT3	PROAM	1	18	7	2:18.188			182.4
2	72	Inception Racing	GBR	Nick Moss	GBR	Joe Osborne	GBR	McLaren 720 S GT3	PROAM	2	24	3	2:18.335	0.147	0.147	182.2
3	7	Inception Racing	GBR	Brendan Iribe	USA	Ollie Millroy	GBR	McLaren 720 S GT3	PROAM	3	23	4	2:19.123	0.935	0.788	181.2
4	77	Lechner Racing	AUT	Al Faisal Al Zubair	OMN	Andy Soucek	ESP	Porsche 911 GT3-R II 2019	PRO	1	19	7	2:19.176	0.988	0.053	181.1
5	47	AKM Motorsport	SMR	Alexander Moiseev	RUS	Loris Spinelli	ITA	Mercedes AMG GT3 - 2020	PROAM	4	16	6	2:19.540	1.352	0.364	180.6
6	55	FF Corse	GBR	Laurent de Meeus	BEL	Jaime Stanley	GBR	Ferrari 488 GT3	PROAM	5	17	3	2:19.612	1.424	0.072	180.6
7	22	Balfe Motorsport	GBR	Shaun Balfe	GBR	Adam Carroll	GBR	Audi R8 GT3 LMS 2019	PROAM	6	22	3	2:19.709	1.521	0.097	180.4
8	17	HP Racing International	DEU	Gerhard Tweraser	AUT	Jan Seyffert	DEU	Lamborghini Huracan GT3 EVO	PROAM	7	19	5	2:20.019	1.831	0.310	180.0
9	63	Vincenzo Sospiri Racing	ITA	Michele Beretta	ITA	Frederik Schandorff	DNK	Lamborghini Huracan GT3 EVO	PRO	2	18	8	2:20.046	1.858	0.027	180.0
10	14	AKM Motorsport	SMR	Florian Scholze	DEU	Jens Liebhauser	DEU	Mercedes AMG GT3 - 2020	AM	1	22	21	2:20.160	1.972	0.114	179.8
11	19	Vincenzo Sospiri Racing	ITA	Baptiste Moulin	BEL	Yuki Nemoto	JPN	Lamborghini Huracan GT3 EVO	PRO	3	17	17	2:20.293	2.105	0.133	179.7
12	11	Reno Racing	DNK	Jens Reno Moller	DNK	Marcus Paverud	NOR	Honda NSX GT3 Evo	PROAM	8	21	21	2:20.311	2.123	0.018	179.7
13	97	TF Sport	GBR	Michael Dinan	USA	Robby Foley	USA	Aston Martin GT3 AMR MY2019	PRO	4	23	10	2:20.607	2.419	0.296	179.3
14	8	Barone Rampante	ITA	Giuseppe Cipriani	ITA			Lamborghini Huracan GT3 EVO	AM	2	6	2	2:21.861	3.673	1.254	177.7
15	54	Q1 by EMG Motorsport	BEL	Jan Laurysen	BEL	Bas Schouten	NLD	Porsche 992 GT3 Cup	CUPPA	1	16	3	2:26.434	8.246	4.573	172.1
16	26	Q1 by EMG Motorsport	BEL	Maciej Darmetko	POL	Artur Janosz	POL	Porsche 911 GT3 Cup gen 2	CUPPA	2	19	3	2:27.607	9.419	1.173	170.8
17	53	Q1 by EMG Motorsport	BEL	Nicolas Vandierendonck	BEL	Dirk Schouten	NLD	Porsche 992 GT3 Cup	CUPAM	1	14	13	2:27.706	9.518	0.099	170.7
18	24	A&P Racing Team PTT Tech Support	POL	Maciej Blazek	POL	Mateusz Lisowski	POL	Porsche 991 GT3 Cup gen 2	CUPPA	3	16	5	2:27.729	9.541	0.023	170.6
19	50	Q1 by EMG Motorsport	BEL	Filip Teunkens	BEL	Jaap Van Lagen	BEL	Porsche 992 GT3 Cup	CUPPA	4	11	5	2:28.422	10.234	0.693	169.8
20	100	Alda Motorsport	POL	Jakub Dwernicki	POL	Jan Antoszewski	POL	Porsche 911 GT3 Cup gen 2	CUPPA	5	21	7	2:30.075	11.887	1.653	168.0
21	44	Eugenio Pisani	ITA	Eugenio Pisani	ITA	Stefano Bozzoni	ITA	Porsche 911 GT3 Cup gen 1	CUPPA	6	6	6	2:30.432	12.244	0.357	167.6
22	126	Three Sixty Racing Team	AND	Albert Estragués	ESP			Transam Euro Ford Mustang 2018	CUPAM	2	17	16	2:34.124	15.936	3.692	163.5
23	32	Three Sixty Racing Team	AND	Fernando Fortes	BRA			Porsche 911 GT3 Cup gen 2	CUPAM	3	14	13	2:34.683	16.495	0.559	163.0
24	27	Three Sixty Racing Team	AND	Marcio Mauro	BRA			Porsche 911 GT3 Cup gen 2	CUPAM	4	15	14	2:38.974	20.786	4.291	158.6

*** PENALTIES**

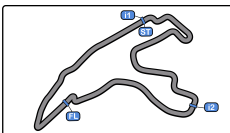
- CAR 100 TIME 2:29.413 DELETED TRACK LIMITS AT T 9 AND 17
- CAR 100 TIME 2:34.777 DELETED TRACK LIMITS AT T 17
- CAR 11 TIME 2:22.060 DELETED TRACK LIMITS AT T 17
- CAR 72 TIME 2:18.672 DELETED TRACK LIMITS AT T 17
- CAR 97 TIME 2:21.617 DELETED TRACK LIMITS AT T 4
- CAR 72 TIME 6:34.667 DELETED TRACK LIMITS AT T 4
- CAR 100 TIME 2:38.296 DELETED TRACK LIMITS AT T 17
- CAR 7 TIME 2:28.599 DELETED TRACK LIMITS AT T 17
- CAR 24 TIME 2:28.266 DELETED TRACK LIMITS AT T 17

Published at:.....

Track Temp: **31.9 °C** Air Temp: **25.5 °C** Humidity: **53 %** Track Status: **DRY**

Stewards:	Race Director:	Timekeeper: Luis Angel García Nuñez JOB/I-0020-ESP
------------------	-----------------------	--





Spa Francorchamps
International GT Open
Free Practice - 1



Provisional Results

Spa Francorchamps 7.004 m

- CAR 22 TIME 2:18.958 DELETED TRACK LIMITS AT T 17
- CAR 22 TIME 2:20.392 DELETED TRACK LIMITS AT T 17
- CAR 63 TIME 2:23.110 DELETED TRACK LIMITS AT T 17
- CAR 24 TIME 2:28.266 DELETED TRACK LIMITS AT T 17
- CAR 7 TIME 2:26.735 DELETED TRACK LIMITS AT T 4
- CAR 77 TIME 2:19.268 DELETED TRACK LIMITS AT T 17
- CAR 14 TIME 2:31.016 DELETED TRACK LIMITS AT T 4
- CAR 77 TIME 7:25.153 DELETED TRACK LIMITS AT T 17
- CAR 47 TIME 2:17.738 DELETED TRACK LIMITS AT T 17
- CAR 72 TIME 2:22.557 DELETED TRACK LIMITS AT T 17
- CAR 54 TIME 2:28.487 DELETED TRACK LIMITS AT T 17
- CAR 77 TIME 2:19.258 DELETED TRACK LIMITS AT T 17
- CAR 54 TIME 2:27.788 DELETED TRACK LIMITS AT T 17
- CAR 17 TIME 2:26.939 DELETED TRACK LIMITS AT T 4
- CAR 22 TIME 2:22.375 DELETED TRACK LIMITS AT T 17
- CAR 14 TIME 3:48.163 DELETED TRACK LIMITS AT T 17
- CAR 22 TIME 2:21.944 DELETED TRACK LIMITS AT T 17
- CAR 22 TIME 9:01.164 DELETED TRACK LIMITS AT T 17
- CAR 14 TIME 2:24.315 DELETED TRACK LIMITS AT T 17

Published at:.....

Track Temp: **31.9 °C** Air Temp: **25.5 °C** Humidity: **53 %** Track Status: **DRY**

Stewards:

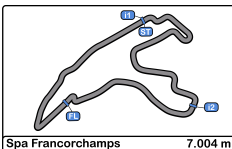
Race Director:

Timekeeper:

Luís Angel García Nuñez

JOB/I-0020-ESP





Spa Francorchamps
International GT Open
Free Practice - 1
Provisional Results by Category



Cls	Nº	Entrant/Team	Nat	Driver 1	Nat	Driver 2	Nat	Vehicle	Cat	Cls	Laps	Best	Time	Gap	Interval	Km/h
PRO																
1	77	Lechner Racing	AUT	Al Faisal Al Zubair	QAT	Andy Soucek	ESP	Porsche 911 GT3-R II 2019	PRO	1	19	7	2:19.176			181.1
2	63	Vincenzo Sospiri Racing	ITA	Michele Beretta	ITA	Frederik Schandorff	DNK	Lamborghini Huracan GT3 EVO	PRO	2	18	8	2:20.046	0.870	0.870	180.0
3	19	Vincenzo Sospiri Racing	ITA	Baptiste Moulin	BEL	Yuki Nemoto	JPN	Lamborghini Huracan GT3 EVO	PRO	3	17	17	2:20.293	1.117	0.247	179.7
4	97	TF Sport	GBR	Michael Dinan	USA	Robby Foley	USA	Aston Martin GT3 AMR MY2019	PRO	4	23	10	2:20.607	1.431	0.314	179.3
PROAM																
1	88	JP Motorsport	POL	Patryk Krupinski	POL	Christian Klien	AUT	McLaren 720 S GT3	PROAM	1	18	7	2:18.188			182.4
2	72	Inception Racing	GBR	Nick Moss	GBR	Joe Osborne	GBR	McLaren 720 S GT3	PROAM	2	24	3	2:18.335	0.147	0.147	182.2
3	7	Inception Racing	GBR	Brendan Iribe	USA	Ollie Millroy	GBR	McLaren 720 S GT3	PROAM	3	23	4	2:19.123	0.935	0.788	181.2
4	47	AKM Motorsport	GBR	Alexander Moiseev	RUS	Loris Spinelli	ITA	Mercedes AMG GT3 - 2020	PROAM	4	16	6	2:19.540	1.352	0.417	180.6
5	55	FF Corse	GBR	Laurent de Meeus	BEL	Jaime Stanley	GBR	Ferrari 488 GT3	PROAM	5	17	3	2:19.612	1.424	0.072	180.6
6	22	Balfe Motorsport	GBR	Shaun Balfe	GBR	Adam Carroll	GBR	Audi R8 GT3 LMS 2019	PROAM	6	22	3	2:19.709	1.521	0.097	180.4
7	17	HP Racing International	DEU	Gerhard Tweraser	AUT	Jan Seyffert	DEU	Lamborghini Huracan GT3 EVO	PROAM	7	19	5	2:20.019	1.831	0.310	180.0
8	11	Reno Racing	DNK	Jens Reno Moller	DNK	Marcus Paverud	DNK	Honda NSX GT3 Evo	PROAM	8	21	21	2:20.311	2.123	0.292	179.7
AM																
1	14	AKM Motorsport	GBR	Florian Scholze	DEU	Jens Liebhauser	DEU	Mercedes AMG GT3 - 2020	AM	1	22	21	2:20.160			179.8
2	8	Barone Rampante	ITA	Giuseppe Cipriani	ITA			Lamborghini Huracan GT3 EVO	AM	2	6	2	2:21.861	1.701	1.701	177.7
CUPPA																
1	54	Q1 by EMG Motorsport	BEL	Jan Laurysen	BEL	Bas Schouten	NLD	Porsche 992 GT3 Cup	CUPPA	1	16	3	2:26.434			172.1
2	26	Q1 by EMG Motorsport	BEL	Maciej Darmetko	POL	Artur Janosz	POL	Porsche 911 GT3 Cup gen 2	CUPPA	2	19	3	2:27.607	1.173	1.173	170.8
3	24	A&P Racing Team PTT Tech Support	POL	Maciej Blazek	POL	Mateusz Lisowski	POL	Porsche 991 GT3 Cup gen 2	CUPPA	3	16	5	2:27.729	1.295	0.122	170.6
4	50	Q1 by EMG Motorsport	BEL	Filip Teunkens	BEL	Jaap Van Lagen	BEL	Porsche 992 GT3 Cup	CUPPA	4	11	5	2:28.422	1.988	0.693	169.8
5	100	Alda Motorsport	POL	Jakub Dwernicki	POL	Jan Antoszewski	POL	Porsche 911 GT3 Cup gen 2	CUPPA	5	21	7	2:30.075	3.641	1.653	168.0
6	44	Eugenio Pisani	ITA	Eugenio Pisani	ITA	Stefano Bozzoni	ITA	Porsche 911 GT3 Cup gen 1	CUPPA	6	6	6	2:30.432	3.998	0.357	167.6
CUPAM																
1	53	Q1 by EMG Motorsport	BEL	Nicolas Vandierendonck	BEL	Dirk Schouten	NLD	Porsche 992 GT3 Cup	CUPAM	1	14	13	2:27.706			170.7
2	126	Three Sixty Racing Team	AND	Albert Estragués	ESP			Transam Euro Ford Mustang 2018	CUPAM	2	17	16	2:34.124	6.418	6.418	163.5
3	32	Three Sixty Racing Team	BRA	Fernando Fortes	BRA			Porsche 911 GT3 Cup gen 2	CUPAM	3	14	13	2:34.683	6.977	0.559	163.0
4	27	Three Sixty Racing Team	BRA	Marcio Mauro	BRA			Porsche 911 GT3 Cup gen 2	CUPAM	4	15	14	2:38.974	11.268	4.291	158.6

*** PENALTIES**

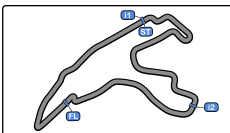
CAR 100 TIME 2:29.413 DELETED TRACK LIMITS AT T 9 AND 17

Published at:.....

Track Temp: 31.9 °C Air Temp: 25.5 °C Humidity: 53 % Track Status: DRY

Stewards:	Race Director:	Timekeeper: Luis Angel Garcia Nuñez JOB/I-0020-ESP
------------------	-----------------------	--





Spa Francorchamps
International GT Open
Free Practice - 1



Provisional Results by Category

Spa Francorchamps 7.004 m.

- CAR 100 TIME 2:34.777 DELETED TRACK LIMITS AT T 17
- CAR 11 TIME 2:22.060 DELETED TRACK LIMITS AT T 17
- CAR 72 TIME 2:18.672 DELETED TRACK LIMITS AT T 17
- CAR 97 TIME 2:21.617 DELETED TRACK LIMITS AT T 4
- CAR 72 TIME 6:34.667 DELETED TRACK LIMITS AT T 4
- CAR 100 TIME 2:38.296 DELETED TRACK LIMITS AT T 17
- CAR 7 TIME 2:28.599 DELETED TRACK LIMITS AT T 17
- CAR 24 TIME 2:28.266 DELETED TRACK LIMITS AT T 17
- CAR 22 TIME 2:18.958 DELETED TRACK LIMITS AT T 17
- CAR 22 TIME 2:20.392 DELETED TRACK LIMITS AT T 17
- CAR 63 TIME 2:23.110 DELETED TRACK LIMITS AT T 17
- CAR 24 TIME 2:28.266 DELETED TRACK LIMITS AT T 17
- CAR 7 TIME 2:26.735 DELETED TRACK LIMITS AT T 4
- CAR 77 TIME 2:19.268 DELETED TRACK LIMITS AT T 17
- CAR 14 TIME 2:31.016 DELETED TRACK LIMITS AT T 4
- CAR 77 TIME 7:25.153 DELETED TRACK LIMITS AT T 17
- CAR 47 TIME 2:17.738 DELETED TRACK LIMITS AT T 17
- CAR 72 TIME 2:22.557 DELETED TRACK LIMITS AT T 17
- CAR 54 TIME 2:28.487 DELETED TRACK LIMITS AT T 17
- CAR 77 TIME 2:19.258 DELETED TRACK LIMITS AT T 17
- CAR 54 TIME 2:27.788 DELETED TRACK LIMITS AT T 17
- CAR 17 TIME 2:26.939 DELETED TRACK LIMITS AT T 4
- CAR 22 TIME 2:22.375 DELETED TRACK LIMITS AT T 17
- CAR 14 TIME 3:48.163 DELETED TRACK LIMITS AT T 17
- CAR 22 TIME 2:21.944 DELETED TRACK LIMITS AT T 17
- CAR 22 TIME 9:01.164 DELETED TRACK LIMITS AT T 17
- CAR 14 TIME 2:24.315 DELETED TRACK LIMITS AT T 17

Published at:.....

Track Temp: **31.9 °C** Air Temp: **25.5 °C** Humidity: **53 %** Track Status: **DRY**

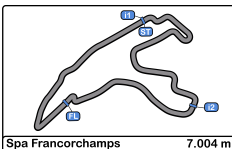
Stewards:

Race Director:

Timekeeper: Luis Angel Garcia Nuñez

JOB/I-0020-ESP





Spa Francorchamps
International GT Open
Free Practice - 1
Provisional Results by Class



Cls	Nº	Entrant/Team	Nat	Driver 1	Nat	Driver 2	Nat	Vehicle	Cat	Cls	Laps	Best	Time	Gap	Interval	Km/h
International GT Open																
1	88	JP Motorsport	POL	Patryk Krupinski	POL	Christian Klien	AUT	McLaren 720 S GT3	PROAM	1	18	7	2:18.188			182.4
2	72	Inception Racing	GBR	Nick Moss	GBR	Joe Osborne	GBR	McLaren 720 S GT3	PROAM	2	24	3	2:18.335	0.147	0.147	182.2
3	7	Inception Racing	GBR	Brendan Iribe	USA	Ollie Millroy	GBR	McLaren 720 S GT3	PROAM	3	23	4	2:19.123	0.935	0.788	181.2
4	77	Lechner Racing	AUT	Al Faisal Al Zubair	CAN	Andy Soucek	ESP	Porsche 911 GT3-R II 2019	PRO	1	19	7	2:19.176	0.988	0.053	181.1
5	47	AKM Motorsport	SMR	Alexander Moiseev	RUS	Loris Spinelli	ITA	Mercedes AMG GT3 - 2020	PROAM	4	16	6	2:19.540	1.352	0.364	180.6
6	55	FF Corse	GBR	Laurent de Meeus	BEL	Jaime Stanley	GBR	Ferrari 488 GT3	PROAM	5	17	3	2:19.612	1.424	0.072	180.6
7	22	Balfe Motorsport	GBR	Shaun Balfe	GBR	Adam Carroll	GBR	Audi R8 GT3 LMS 2019	PROAM	6	22	3	2:19.709	1.521	0.097	180.4
8	17	HP Racing International	DEU	Gerhard Tweraser	AUT	Jan Seyffert	DEU	Lamborghini Huracan GT3 EVO	PROAM	7	19	5	2:20.019	1.831	0.310	180.0
9	63	Vincenzo Sospiri Racing	ITA	Michele Beretta	ITA	Frederik Schandorff	DNK	Lamborghini Huracan GT3 EVO	PRO	2	18	8	2:20.046	1.858	0.027	180.0
10	14	AKM Motorsport	SMR	Florian Scholze	DEU	Jens Liebhauser	DEU	Mercedes AMG GT3 - 2020	AM	1	22	21	2:20.160	1.972	0.114	179.8
11	19	Vincenzo Sospiri Racing	ITA	Baptiste Moulin	BEL	Yuki Nemoto	JPN	Lamborghini Huracan GT3 EVO	PRO	3	17	17	2:20.293	2.105	0.133	179.7
12	11	Reno Racing	DNK	Jens Reno Moller	DNK	Marcus Paverud	NOR	Honda NSX GT3 Evo	PROAM	8	21	21	2:20.311	2.123	0.018	179.7
13	97	TF Sport	GBR	Michael Dinan	USA	Robby Foley	USA	Aston Martin GT3 AMR MY2019	PRO	4	23	10	2:20.607	2.419	0.296	179.3
14	8	Barone Rampante	ITA	Giuseppe Cipriani	ITA		ITA	Lamborghini Huracan GT3 EVO	AM	2	6	2	2:21.861	3.673	1.254	177.7

GT Open Cup Europe																
1	54	Q1 by EMG Motorsport	BEL	Jan Lauryszen	BEL	Bas Schouten	NLD	Porsche 992 GT3 Cup	CUPPA	1	16	3	2:26.434			172.1
2	26	Q1 by EMG Motorsport	BEL	Maciej Darmetko	POL	Artur Janosz	POL	Porsche 911 GT3 Cup gen 2	CUPPA	2	19	3	2:27.607	1.173	1.173	170.8
3	53	Q1 by EMG Motorsport	BEL	Nicolas Vandierendonck	BEL	Dirk Schouten	NLD	Porsche 992 GT3 Cup	CUPAM	1	14	13	2:27.706	1.272	0.099	170.7
4	24	A&P Racing Team PTT Tech Support	POL	Maciej Blazek	POL	Mateusz Lisowski	POL	Porsche 991 GT3 Cup gen 2	CUPPA	3	16	5	2:27.729	1.295	0.023	170.6
5	50	Q1 by EMG Motorsport	BEL	Filip Teunkens	BEL	Jaap Van Lagen	BEL	Porsche 992 GT3 Cup	CUPPA	4	11	5	2:28.422	1.988	0.693	169.8
6	100	Alda Motorsport	POL	Jakub Dwernicki	POL	Jan Antoszewski	POL	Porsche 911 GT3 Cup gen 2	CUPPA	5	21	7	2:30.075	3.641	1.653	168.0
7	44	Eugenio Pisani	ITA	Eugenio Pisani	ITA	Stefano Bozzoni	ITA	Porsche 911 GT3 Cup gen 1	CUPPA	6	6	6	2:30.432	3.998	0.357	167.6
8	126	Three Sixty Racing Team	AND	Albert Estragués	ESP		ESP	Transam Euro Ford Mustang 2018	CUPAM	2	17	16	2:34.124	7.690	3.692	163.5
9	32	Three Sixty Racing Team	AND	Fernando Fortes	BRA		BRA	Porsche 911 GT3 Cup gen 2	CUPAM	3	14	13	2:34.683	8.249	0.559	163.0
10	27	Three Sixty Racing Team	AND	Marcio Mauro	BRA		BRA	Porsche 911 GT3 Cup gen 2	CUPAM	4	15	14	2:38.974	12.540	4.291	158.6

*** PENALTIES**

CAR 100 TIME 2:29.413 DELETED TRACK LIMITS AT T 9 AND 17

CAR 100 TIME 2:34.777 DELETED TRACK LIMITS AT T 17

CAR 11 TIME 2:22.060 DELETED TRACK LIMITS AT T 17

CAR 72 TIME 2:18.672 DELETED TRACK LIMITS AT T 17

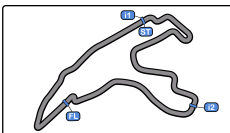
CAR 97 TIME 2:21.617 DELETED TRACK LIMITS AT T 4

Published at:.....

Track Temp: 31.9 °C Air Temp: 25.5 °C Humidity: 53 % Track Status: DRY

Stewards:	Race Director:	Timekeeper: Luis Angel García Nuñez JOB/I-0020-ESP
------------------	-----------------------	--





Spa Francorchamps
International GT Open
Free Practice - 1



Provisional Results by Class

Spa Francorchamps 7.004 m.

- CAR 72 TIME 6:34.667 DELETED TRACK LIMITS AT T 4
- CAR 100 TIME 2:38.296 DELETED TRACK LIMITS AT T 17
- CAR 7 TIME 2:28.599 DELETED TRACK LIMITS AT T 17
- CAR 24 TIME 2:28.266 DELETED TRACK LIMITS AT T 17
- CAR 22 TIME 2:18.958 DELETED TRACK LIMITS AT T 17
- CAR 22 TIME 2:20.392 DELETED TRACK LIMITS AT T 17
- CAR 63 TIME 2:23.110 DELETED TRACK LIMITS AT T 17
- CAR 24 TIME 2:28.266 DELETED TRACK LIMITS AT T 17
- CAR 7 TIME 2:26.735 DELETED TRACK LIMITS AT T 4
- CAR 77 TIME 2:19.268 DELETED TRACK LIMITS AT T 17
- CAR 14 TIME 2:31.016 DELETED TRACK LIMITS AT T 4
- CAR 77 TIME 7:25.153 DELETED TRACK LIMITS AT T 17
- CAR 47 TIME 2:17.738 DELETED TRACK LIMITS AT T 17
- CAR 72 TIME 2:22.557 DELETED TRACK LIMITS AT T 17
- CAR 54 TIME 2:28.487 DELETED TRACK LIMITS AT T 17
- CAR 77 TIME 2:19.258 DELETED TRACK LIMITS AT T 17
- CAR 54 TIME 2:27.788 DELETED TRACK LIMITS AT T 17
- CAR 17 TIME 2:26.939 DELETED TRACK LIMITS AT T 4
- CAR 22 TIME 2:22.375 DELETED TRACK LIMITS AT T 17
- CAR 14 TIME 3:48.163 DELETED TRACK LIMITS AT T 17
- CAR 22 TIME 2:21.944 DELETED TRACK LIMITS AT T 17
- CAR 22 TIME 9:01.164 DELETED TRACK LIMITS AT T 17
- CAR 14 TIME 2:24.315 DELETED TRACK LIMITS AT T 17

Published at:.....

Track Temp: **31.9 °C** Air Temp: **25.5 °C** Humidity: **53 %** Track Status: **DRY**

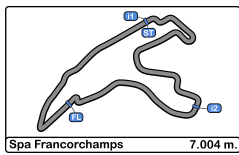
Stewards:

Race Director:

Timekeeper: Luis Angel Garcia Nuñez

JOB/I-0020-ESP





Spa Francorchamps
International GT Open
Free Practice - 1
Lap Analysis



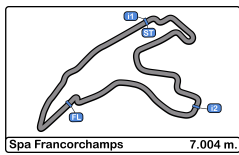
7							11									
Brendan Iribe							Jens Reno Moller									
McLaren 720 S GT3							Honda NSX GT3 Evo									
PROAM			Ollie Millroy				Inception Racing			PROAM			Marcus Paverud			
Lap	D	Time	Sector 1	Sector 2	Sector 3	T. Spd	Elapsed	Lap	D	Time	Sector 1	Sector 2	Sector 3	T. Spd	Elapsed	
1		9:52:43.588	9:50:59.368	1:06.885	37.335	251.7	9:52:43.588	1		9:58:24.980		9:57:48.010	36.970		9:58:24.980	
2		2:20.364	40.082	1:04.636	35.646	260.8	9:55:03.952	2		2:29.517 P	39.688	1:05.998	43.831	262.7	10:00:54.497	
3		2:19.633	39.765	1:04.244	35.624	263.4	9:57:23.585	3		4:37.201	2:54.187	1:06.168	36.846	256.5	10:05:31.698	
4		2:19.123	39.564	1:04.001	35.558	264.7	9:59:42.708	4		2:23.185	39.861	1:06.718	36.606	262.1	10:07:54.883	
5		2:29.599 P	39.615	1:04.788	44.196	265.3	10:02:11.307	5		2:21.981	39.554	1:06.199	36.228	263.4	10:10:16.864	
6		5:56.683	4:16.204	1:04.516	35.963	258.9	10:08:07.990	6		2:22.060	39.497	1:06.304	36.259	262.1	10:12:38.924	
7		2:19.767	39.473	1:04.232	36.062	264.0	10:10:27.757	7		2:21.194	39.716	1:05.406	36.072	260.8	10:15:00.118	
8		2:19.669	39.404	1:04.399	35.866	264.7	10:12:47.426	8		2:29.303 P	39.868	1:06.014	43.421	261.5	10:17:29.421	
9		2:26.588 P	39.616	1:04.097	42.875	264.0	10:15:14.014	9		3:49.131	2:01.072	1:11.243	36.816	253.5	10:21:18.552	
10		5:33.494	3:52.469	1:04.643	36.382	257.1	10:20:47.508	10		2:23.745	40.610	1:06.558	36.577	258.3	10:23:42.297	
11		2:20.731	39.838	1:04.795	36.098	260.8	10:23:08.239	11		2:29.619 P	39.872	1:06.506	43.241	261.5	10:26:11.916	
12		2:26.735 P	39.718	1:04.812	42.205	261.5	10:25:34.974	12		3:30.928	1:48.917	1:05.865	36.146	254.7	10:29:42.844	
13		4:54.273	3:08.897	1:06.910	38.466	254.1	10:30:29.247	13		2:22.911	41.331	1:05.150	36.430	253.5	10:32:05.755	
14		2:21.881	39.751	1:05.514	36.616	260.8	10:32:51.128	14		2:21.503	39.675	1:05.963	35.865	262.7	10:34:27.258	
15		2:22.116	39.458	1:05.550	37.108	262.7	10:35:13.244	15		2:22.975	39.597	1:06.220	37.158	262.1	10:36:50.233	
16		2:22.389	39.289	1:05.799	37.301	262.1	10:37:35.633	16		2:20.459	39.669	1:04.710	36.080	259.6	10:39:10.692	
17		2:31.813 P	39.557	1:05.321	46.935	261.5	10:40:07.446	17		3:39.527 P	47.239	1:17.512	1:34.776	169.0	10:42:50.219	
18		6:33.804	4:49.711	1:06.388	37.705	256.5	10:46:41.250	18		4:41.672	2:55.654	1:06.929	39.089	254.1	10:47:31.891	
19		2:21.959	39.933	1:05.821	36.205	262.1	10:49:03.209	19		2:20.764	39.536	1:05.194	36.034	259.6	10:49:52.655	
20		2:26.784	39.847	1:07.024	39.913	262.1	10:51:29.993	20		2:22.555	41.235	1:04.979	36.341	255.9	10:52:15.210	
21		2:22.114	39.774	1:05.893	36.447	262.1	10:53:52.107	21		2:20.311	39.659	1:04.829	35.823	260.2	10:54:35.521	
22		2:22.204	39.889	1:05.859	36.456	262.1	10:56:14.311									
23		2:29.761 P	39.880	1:06.588	43.293	261.5	10:58:44.072									

8							14								
Giuseppe Cipriani							Florian Scholze								
Lamborghini Huracan GT3 Evo							Mercedes AMG GT3 - 2020								
AM			Barone Rampante				AM			Jens Liebhauser					
Lap	D	Time	Sector 1	Sector 2	Sector 3	T. Spd	Elapsed	Lap	D	Time	Sector 1	Sector 2	Sector 3	T. Spd	Elapsed
1		10:34:50.569	10:33:06.883	1:07.186	36.500	254.1	10:34:50.569	1		9:57:47.814	9:55:59.435	1:10.224	38.155	248.8	9:57:47.814
2		2:21.861	40.547	1:05.266	36.048	257.1	10:37:12.430	2		2:25.351	41.632	1:07.127	36.592	250.5	10:00:13.165
3		2:22.248	40.517	1:05.076	36.655	256.5	10:39:34.678	3		2:22.268	40.380	1:05.286	36.602	255.3	10:02:35.433
4		3:33.518 P	59.596	1:26.344	1:07.578	144.7	10:43:08.196	4		2:21.383	40.268	1:05.176	35.939	255.9	10:04:56.816
5		10:01.753	8:16.631	1:08.007	37.115	248.2	10:53:09.949	5		2:20.481	40.201	1:04.403	35.877	255.9	10:07:17.297
6		2:23.666	41.021	1:05.932	36.713	254.1	10:55:33.615	6		2:22.001	39.776	1:06.023	36.202	258.3	10:09:39.298
								7		2:31.531 P	39.885	1:06.002	45.644	257.7	10:12:10.829
								8		4:14.344	2:31.661	1:06.174	36.509	254.7	10:16:25.173
								9		2:21.720	39.703	1:05.902	36.115	258.3	10:18:46.893
								10		2:21.338	39.933	1:05.394	36.011	257.1	10:21:08.231
								11		2:31.016 P	40.850	1:05.998	44.168	254.1	10:23:39.247
								12		6:57.780 P	4:46.493	1:16.777	54.510	228.3	10:30:37.027
								13		3:48.163	2:02.449	1:08.461	37.253	248.2	10:34:25.190
								14		2:25.893	40.470	1:07.143	38.280	256.5	10:36:51.083
								15		2:24.315	40.816	1:06.043	37.456	254.1	10:39:15.398
								16		3:37.499 P	45.173	1:15.594	1:36.732	165.6	10:42:52.897
								17		3:46.411	2:01.595	1:08.019	36.797	249.4	10:46:39.308
								18		2:23.225	40.582	1:05.990	36.653	254.7	10:49:02.533
								19		2:22.725	39.997	1:06.405	36.323	257.7	10:51:25.258
								20		2:21.285	39.859	1:05.347	36.079	257.1	10:53:46.543
								21		2:20.160	39.629	1:04.474	36.057	258.9	10:56:06.703
								22		2:33.544 P	41.385	1:05.597	46.562	252.9	10:58:40.247



CIRCUIT DE SPA FRANCORCHAMPS





Spa Francorchamps
International GT Open
Free Practice - 1
Lap Analysis

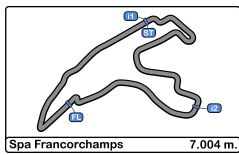


17							22								
Gerhard Tweraser			Lamborghini Huracan GT3 EVO				Shaun Balfe			Audi R8 GT3 LMS 2019					
PROAM			HP Racing International				PROAM			Balfe Motorsport					
Jan Seyffert							Adam Carroll								
Lap	D	Time	Sector 1	Sector 2	Sector 3	T. Spd	Elapsed	Lap	D	Time	Sector 1	Sector 2	Sector 3	T. Spd	Elapsed
1		9:53:27.633	9:51:24.744	1:19.778	43.111	149.3	9:53:27.633	1		9:52:27.769	9:50:44.959	1:06.428	36.382	234.7	9:52:27.769
2		2:37.638 P	42.135	1:09.188	46.315	224.5	9:56:05.271	2		2:24.191	40.129	1:05.438	38.624	255.3	9:54:51.960
3		6:25.478	4:43.632	1:05.370	36.476	247.1	10:02:30.749	3		2:19.709	39.734	1:03.789	36.186	258.3	9:57:11.669
4		2:20.596	40.470	1:03.883	36.243	251.7	10:04:51.345	4		2:20.392	39.627	1:05.087	35.678	262.1	9:59:32.061
5		2:20.019	39.987	1:04.121	35.911	255.3	10:07:11.364	5		2:18.958	39.528	1:03.807	35.623	260.2	10:01:51.019
6		2:33.420 P	39.875	1:06.359	47.186	256.5	10:09:44.784	6		2:29.061 P	39.922	1:05.816	43.323	260.8	10:04:20.080
7		4:59.414	3:17.093	1:05.770	36.551	249.4	10:14:44.198	7		5:00.242	3:12.516	1:09.400	38.326	231.2	10:09:20.322
8		2:21.713	40.192	1:05.072	36.449	252.9	10:17:05.911	8		2:26.692	41.344	1:07.135	38.213	254.1	10:11:47.014
9		2:21.342	40.198	1:04.729	36.415	253.5	10:19:27.253	9		2:23.266	40.625	1:05.556	37.085	255.3	10:14:10.280
10		2:28.029 P	39.824	1:04.574	43.631	254.1	10:21:55.282	10		2:23.408	41.356	1:05.129	36.923	260.2	10:16:33.688
11		6:19.498	4:37.251	1:04.818	37.429	248.2	10:28:14.780	11		2:21.507	40.141	1:04.866	36.500	259.6	10:18:55.195
12		2:21.076	40.186	1:04.623	36.267	251.7	10:30:35.856	12		2:33.436 P	39.932	1:07.014	46.490	259.6	10:21:28.631
13		2:20.087	40.000	1:03.947	36.140	253.5	10:32:55.943	13		2:01.164	7:18.920	1:05.114	37.130	254.1	10:30:29.795
14		2:26.939 P	39.921	1:04.274	42.744	253.5	10:35:22.882	14		2:21.044	40.449	1:05.046	36.449	255.3	10:32:51.739
15		7:16.722 P	3:54.038	1:53.728	1:28.956	240.5	10:42:39.604	15		2:22.375	40.087	1:05.145	37.143	258.9	10:35:14.114
16		4:28.120	2:38.686	1:10.805	38.629	241.6	10:47:07.724	16		2:22.011	40.179	1:05.126	36.706	258.9	10:37:36.125
17		2:29.310	42.199	1:09.458	37.653	246.5	10:49:37.034	17		2:45.512 P	42.323	1:11.232	51.957	239.4	10:40:21.637
18		2:26.611	42.239	1:06.788	37.584	244.8	10:52:03.645	18		6:15.897	4:33.215	1:06.649	36.033	232.2	10:46:37.534
19		2:26.012	41.760	1:06.718	37.534	246.5	10:54:29.657	19		2:19.882	39.626	1:04.514	35.742	257.1	10:48:57.416

19							24								
Baptiste Moulin			Lamborghini Huracan GT3 EVO				Maciej Blazek			Porsche 991 GT3 Cup gen 2					
PRO			Vincenzo Sospiri Racing				CUPPA			A&P Racing Team PTT Tech					
Yuki Nemoto							Mateusz Lisowski								
Lap	D	Time	Sector 1	Sector 2	Sector 3	T. Spd	Elapsed	Lap	D	Time	Sector 1	Sector 2	Sector 3	T. Spd	Elapsed

1		9:54:29.450	9:52:38.513	1:11.799	39.138	237.3	9:54:29.450	1		9:52:59.857	9:51:08.313	1:13.102	38.442	184.6	9:52:59.857
2		2:27.931	41.603	1:07.873	38.455	248.8	9:56:57.381	2		2:30.017	42.659	1:09.393	37.965	247.1	9:55:29.874
3		2:23.189	40.919	1:06.107	36.163	249.4	9:59:20.570	3		2:28.266	42.197	1:08.108	37.961	250.0	9:57:58.140
4		2:24.123	40.569	1:05.763	37.791	251.7	10:01:44.693	4		2:27.837	41.974	1:08.145	37.718	248.8	10:00:25.977
5		2:21.456	40.403	1:05.154	35.899	250.5	10:04:06.149	5		2:27.729	41.928	1:08.186	37.615	249.4	10:02:53.706
6		2:31.473 P	40.342	1:05.686	45.445	252.9	10:06:37.622	6		2:28.447	41.936	1:08.794	37.717	248.8	10:05:22.153
7		5:44.781	4:01.177	1:06.918	36.686	242.6	10:12:22.403	7		2:35.116 P	41.939	1:09.165	44.012	250.0	10:07:57.269
8		2:23.839	40.300	1:06.537	37.002	248.2	10:14:46.242	8		5:05.133	3:00.945	1:17.966	46.222	142.2	10:13:02.402
9		2:21.412	40.122	1:05.123	36.167	256.5	10:17:07.654	9		2:34.387	43.830	1:11.668	38.889	244.3	10:15:36.789
10		2:27.836 P	40.084	1:05.335	42.417	255.3	10:19:35.490	10		2:31.855	42.865	1:10.436	38.554	247.7	10:18:08.644
11		5:02.935	3:16.344	1:07.547	39.044	245.4	10:24:38.425	11		2:31.203	42.823	1:09.886	38.494	246.0	10:20:39.847
12		2:22.530	40.498	1:05.663	36.369	249.4	10:27:00.955	12		2:31.636	42.600	1:10.283	38.753	246.0	10:23:11.483
13		2:23.082	40.027	1:05.861	37.194	253.5	10:29:24.037	13		2:32.120	42.483	1:09.772	39.865	247.1	10:25:43.603
14		2:20.733	40.016	1:04.489	36.228	252.9	10:31:44.770	14		2:32.916	42.677	1:09.900	40.339	247.7	10:28:16.519
15		2:21.163	40.200	1:04.735	36.228	251.7	10:34:05.933	15		2:31.492	42.742	1:10.003	38.747	246.5	10:30:48.011
16		2:21.079	39.956	1:05.046	36.077	256.5	10:36:27.012	16		2:43.701 P	42.583	1:11.735	49.383	246.0	10:33:31.712
17		2:20.293	40.078	1:04.214	36.001	253.5	10:38:47.305								





Spa Francorchamps
International GT Open
Free Practice - 1
Lap Analysis



26 Maciej Darmetko Porsche 911 GT3 Cup gen 2 **32** Fernando Fortes Porsche 911 GT3 Cup gen 2

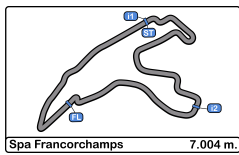
CUPPA Artur Janosz							Q1 by EMG Motorsport							CUPAM							Three Sixty Racing Team						
Lap	D	Time	Sector 1	Sector 2	Sector 3	T. Spd	Elapsed	Lap	D	Time	Sector 1	Sector 2	Sector 3	T. Spd	Elapsed	Lap	D	Time	Sector 1	Sector 2	Sector 3	T. Spd	Elapsed				
1		9:54:18.944 P	9:52:19.069	1:13.828	46.047	160.7	9:54:18.944	1		9:55:21.403	9:52:56.702	1:33.881	50.820	162.8	9:55:21.403	1		9:55:21.403	9:52:56.702	1:33.881	50.820	162.8	9:55:21.403				
2		3:43.782	1:56.690	1:08.941	38.151	242.6	9:58:02.726	2		3:20.742 P	1:02.318	1:23.125	55.299	153.6	9:58:42.145	2		3:20.742 P	1:02.318	1:23.125	55.299	153.6	9:58:42.145				
3		2:27.607	42.114	1:07.937	37.556	251.7	10:00:30.333	3		5:01.547	2:56.726	1:20.559	44.262	170.6	10:03:43.692	3		5:01.547	2:56.726	1:20.559	44.262	170.6	10:03:43.692				
4		2:28.770	41.861	1:08.923	37.986	253.5	10:02:59.103	4		2:43.570	46.338	1:14.393	42.839	204.9	10:06:27.262	4		2:43.570	46.338	1:14.393	42.839	204.9	10:06:27.262				
5		2:28.639	41.874	1:08.464	38.301	251.1	10:05:27.742	5		2:41.676	47.289	1:13.703	40.684	224.0	10:09:08.938	5		2:41.676	47.289	1:13.703	40.684	224.0	10:09:08.938				
6		2:41.808	42.213	1:12.345	47.250	251.1	10:08:09.550	6		2:39.604	44.790	1:13.235	41.579	234.2	10:11:48.542	6		2:39.604	44.790	1:13.235	41.579	234.2	10:11:48.542				
7		2:36.140 P	41.943	1:08.410	45.787	251.7	10:10:45.690	7		2:37.413	44.643	1:11.983	40.787	238.4	10:14:25.955	7		2:37.413	44.643	1:11.983	40.787	238.4	10:14:25.955				
8		6:39.027	4:48.359	1:09.170	41.498	246.5	10:17:24.717	8		2:47.676 P	44.435	1:11.731	51.510	231.2	10:17:13.631	8		2:47.676 P	44.435	1:11.731	51.510	231.2	10:17:13.631				
9		2:28.452	41.835	1:08.744	37.873	250.5	10:19:53.169	9		8:46.232	6:52.431	1:13.209	40.592	216.4	10:25:59.863	9		8:46.232	6:52.431	1:13.209	40.592	216.4	10:25:59.863				
10		2:38.717	46.325	1:12.990	39.402	244.8	10:22:31.886	10		2:37.978	44.839	1:12.664	40.475	231.7	10:28:37.841	10		2:37.978	44.839	1:12.664	40.475	231.7	10:28:37.841				
11		2:29.075	41.813	1:09.115	38.147	251.1	10:25:00.961	11		2:36.356	44.195	1:11.833	40.328	234.2	10:31:14.197	11		2:36.356	44.195	1:11.833	40.328	234.2	10:31:14.197				
12		2:45.821 P	45.532	1:12.351	47.938	225.4	10:27:46.782	12		2:35.277	43.938	1:11.355	39.984	236.8	10:33:49.474	12		2:35.277	43.938	1:11.355	39.984	236.8	10:33:49.474				
13		7:14.499	5:18.439	1:15.175	40.885	235.2	10:35:01.281	13		2:34.683	43.935	1:11.199	39.549	238.9	10:36:24.157	13		2:34.683	43.935	1:11.199	39.549	238.9	10:36:24.157				
14		2:37.956	44.337	1:12.386	41.233	240.0	10:37:39.237	14		3:10.203 P	49.118	1:23.005	58.080	197.8	10:39:34.360	14		3:10.203 P	49.118	1:23.005	58.080	197.8	10:39:34.360				
15		2:55.279 P	44.876	1:14.247	56.156	241.6	10:40:34.516	15		2:55.279 P	44.876	1:14.247	56.156	241.6	10:40:34.516	15		2:55.279 P	44.876	1:14.247	56.156	241.6	10:40:34.516				
16		6:37.738	4:40.074	1:16.714	40.950	242.6	10:47:12.254	16		6:37.738	4:40.074	1:16.714	40.950	242.6	10:47:12.254	16		6:37.738	4:40.074	1:16.714	40.950	242.6	10:47:12.254				
17		2:38.313	44.460	1:13.238	40.615	243.7	10:49:50.567	17		2:38.313	44.460	1:13.238	40.615	243.7	10:49:50.567	17		2:38.313	44.460	1:13.238	40.615	243.7	10:49:50.567				
18		2:38.275	44.195	1:13.371	40.709	243.2	10:52:28.842	18		2:38.275	44.195	1:13.371	40.709	243.2	10:52:28.842	18		2:38.275	44.195	1:13.371	40.709	243.2	10:52:28.842				
19		2:55.868 P	43.969	1:17.100	54.799	244.3	10:55:24.710	19		2:55.868 P	43.969	1:17.100	54.799	244.3	10:55:24.710	19		2:55.868 P	43.969	1:17.100	54.799	244.3	10:55:24.710				

27 Marcio Mauro Porsche 911 GT3 Cup gen 2 **44** Eugenio Pisani Porsche 911 GT3 Cup gen 1

CUPAM							Three Sixty Racing Team							CUPPA							Eugenio Pisani						
Lap	D	Time	Sector 1	Sector 2	Sector 3	T. Spd	Elapsed	Lap	D	Time	Sector 1	Sector 2	Sector 3	T. Spd	Elapsed	Lap	D	Time	Sector 1	Sector 2	Sector 3	T. Spd	Elapsed				
1		9:57:25.307 P	9:54:35.658	1:41.956	1:07.693	129.6	9:57:25.307	1		9:53:44.619 P	9:51:29.029	1:24.344	51.246	161.4	9:53:44.619	1		9:53:44.619 P	9:51:29.029	1:24.344	51.246	161.4	9:53:44.619				
2		14:34.187	12:18.962	1:26.151	49.074	163.3	10:11:59.494	2		7:01.021 P	5:04.078	1:09.517	47.426	252.3	10:00:45.640	2		7:01.021 P	5:04.078	1:09.517	47.426	252.3	10:00:45.640				
3		2:55.400	48.815	1:21.956	44.629	155.6	10:14:54.894	3		17:20.397 P	15:24.693	1:09.176	46.528	255.9	10:18:06.037	3		17:20.397 P	15:24.693	1:09.176	46.528	255.9	10:18:06.037				
4		2:48.488	48.693	1:16.611	43.184	193.2	10:17:43.382	4		23:13.461 P	20:57.818	1:20.989	54.654	228.8	10:41:19.498	4		23:13.461 P	20:57.818	1:20.989	54.654	228.8	10:41:19.498				
5		2:42.580	46.385	1:14.399	41.796	178.8	10:20:25.962	5		8:35.019	6:34.857	1:16.541	43.621	194.2	10:49:54.517	5		8:35.019	6:34.857	1:16.541	43.621	194.2	10:49:54.517				
6		2:41.399	45.764	1:14.504	41.131	186.8	10:23:07.361	6		2:30.432	41.899	1:10.113	38.420	255.9	10:52:24.949	6		2:30.432	41.899	1:10.113	38.420	255.9	10:52:24.949				
7		2:54.691 P	48.554	1:14.419	51.718	214.2	10:26:02.052	7		41.443	1:09.644	256.5	256.5	256.5	10:52:24.949	7		41.443	1:09.644	256.5	256.5	256.5	10:52:24.949				

47 Alexander Moiseev Mercedes AMG GT3 - 2020

PROAM							Loris Spinelli							AKM Motorsport									
Lap	D	Time	Sector 1	Sector 2	Sector 3	T. Spd	Elapsed	Lap	D	Time	Sector 1	Sector 2	Sector 3	T. Spd	Elapsed	Lap	D	Time	Sector 1	Sector 2	Sector 3	T. Spd	Elapsed
1		9:56:25.541 P	9:54:22.787	1:13.010	49.744	182.7	9:56:25.541	1		9:56:25.541 P	9:54:22.787	1:13.010	49.744	182.7	9:56:25.541	1		9:56:25.541 P	9:54:22.787	1:13.010	49.744	182.7	9:56:25.541
2		4:24.083	2:36.582	1:07.614	39.887	235.2	10:00:49.624	2		4:24.083	2:36.582	1:07.614	39.887	235.2	10:00:49.624	2		4:24.083	2:36.582	1:07.614	39.887	235.2	10:00:49.624
3		2:22.194	40.749	1:05.121	36.324	254.1	10:03:11.818	3		2:22.194	40.749	1:05.121	36.324	254.1	10:03:11.818	3		2:22.194	40.749	1:05.121	36.324	254.1	10:03:11.818
4		2:20.491	40.185	1:04.341	35.965	256.5	10:05:32.309	4		2:20.491	40.185	1:04.341	35.965	256.5	10:05:32.309	4		2:20.491	40.185	1:04.341	35.965	256.5	10:05:32.309
5		2:21.263	39.688	1:05.860	35.715	261.5	10:07:53.572	5		2:21.263	39.688	1:05.860	35.715	261.5	10:07:53.572	5		2:21.263	39.688	1:05.860	35.715	261.5	10:07:53.572
6		2:19.540	39.434	1:04.356	35.750	262.1	10:10:13.112	6		2:19.540	39.434	1:04.356	35.750	262.1	10:10:13.112	6		2:19.540	39.434	1:04.356	35.750	262.1	10:10:13.112
7		2:26.396 P	39.640	1:04.454	42.302	260.2	10:12:39.508	7		2:26.396 P	39.640	1:04.454	42.302	260.2	10:12:39.508	7		2:26.396 P	39.640	1:04.454	42.302	260.2	10:12:39.508
8		5:11.316	3:29.295	1:06.258	35.763	251.7	10:17:50.824	8		5:11.316	3:29.295	1:06.258	35.763	251.7	10:17:50.824	8		5:11.316	3:29.295	1:06.258	35.763	251.7	10:17:50.824
9		2:47.738	39.328	1:03.126	35.284	258.3	10:20:08.562	9		2:47.738	39.328	1:03.126	35.284	258.3	10:20:08.562	9		2:47.738	39.328	1:03.126	35.284	258.3	10:20:08.562
10		2:25.045 P	39.421	1:03.101	42.523	257.7	10:22:33.607	10		2:25.045 P	39.421	1:03.101	42.523	257.7	10:22:33.607	10		2:25.045 P	39.421	1:03.101	42.523	257.7	10:22:33.607
11		14:23.359 P	12:25.915	1:11.423	46.021	248.8	10:36:56.966	11		14:23.359 P	12:25.915	1:11.423	46.021	248.8	10:36:56.966	11		14:23.359 P	12:25.915	1:11.423	46.021	248.8	10:36:56.966
12		3:55.481 P	1:57.564	1:08.900	49.017	252.9	10:40:52.447	12		3:55.481 P	1:57.564	1:08.900	49.017	252.9	10:40:52.447	12		3:55.481 P	1:57.564	1:08.900	49.017	252.9	10:40:52.447
13		6:04.994	4:15.008	1:11.972	38.014	209.3	10:46:57.441	13		6:04.994	4:15.008	1:11.972	38.014	209.3	10:46:57.441	13		6:04.994	4:15.008	1:11.972	38.014	209.3	10:46:57.441
14		2:27.268	40.827	1:08.821	37.620	254.1	10:49:24.709	14		2:27.268	40.827	1:08.821	37.620	254.1	10:49:24.709	14		2:27.268	40.827	1:08.821	37.620	254.1	10:49:24.709
15		2:27.775	40.539	1:09.461	37.775	254.7	10:51:52.484	15		2:27.775	40.539	1:09.461	37.775	254.7	10:51:52.484	15		2:27.775	40.539	1:09.461	37.775	254.7	10:51:52.484
16		2:24.526	40.561	1:06.556	37.409	256.5	10:54:17.010	16		2:24.526	40.561	1:06.556	37.409	256.5	10:54:17.010	16		2:24.526	40.561	1:06.556	37.409	256.5	10:54:17.010



Spa Francorchamps
International GT Open
Free Practice - 1
Lap Analysis



50	Filip Teunkens CUPPA Jaap Van Lagen	Porsche 992 GT3 Cup Q1 by EMG Motorsport	55	Laurent de Meeus PROAM Jaime Stanley	Ferrari 488 GT3 FF Corse
-----------	---	---	-----------	--	-----------------------------

Lap	D	Time	Sector 1	Sector 2	Sector 3	T. Spd	Elapsed	Lap	D	Time	Sector 1	Sector 2	Sector 3	T. Spd	Elapsed
1		9:56:40.155	9:54:33.668	1:21.737	44.750	159.5	9:56:40.155	1		9:52:39.840	9:50:52.695	1:10.171	36.974	201.4	9:52:39.840
2		2:35.100	44.893	1:11.123	39.084	234.7	9:59:15.255	2		2:22.336	40.200	1:06.171	35.965	256.5	9:55:02.176
3		2:32.878	42.604	1:10.671	39.603	245.4	10:01:48.133	3		2:19.612	39.791	1:04.351	35.470	257.7	9:57:21.788
4		2:29.769	42.436	1:09.278	38.055	245.4	10:04:17.902	4		2:19.980	39.856	1:04.254	35.870	259.6	9:59:41.768
5		2:28.422	41.842	1:08.226	38.354	248.2	10:06:46.324	5		2:28.721 P	39.776	1:04.175	44.770	258.9	10:02:10.489
6		2:37.841 P	41.859	1:08.899	47.083	247.7	10:09:24.165	6		6:48.174	4:49.995	1:17.286	40.893	206.5	10:08:58.663
7		4:40.236	2:50.717	1:11.184	38.335	210.9	10:14:04.401	7		2:33.953	43.551	1:11.715	38.687	231.2	10:11:32.616
8		2:29.879	41.974	1:08.625	39.280	248.2	10:16:34.280	8		2:33.167	42.187	1:12.708	38.272	236.8	10:14:05.783
9		2:28.487	41.690	1:08.408	38.389	250.0	10:19:02.767	9		2:32.286	41.876	1:12.366	38.044	252.9	10:16:38.069
10		2:29.225	42.196	1:08.910	38.119	246.5	10:21:31.992	10		2:28.674	41.514	1:09.410	37.750	254.1	10:19:06.743
11		2:38.607 P	42.184	1:09.220	47.203	247.7	10:24:10.599	11		2:27.979	41.573	1:09.145	37.261	254.1	10:21:34.722

53	Nicolas Vandierendonck CUPAM Dirk Schouten	Porsche 992 GT3 Cup Q1 by EMG Motorsport			
-----------	--	---	--	--	--

Lap	D	Time	Sector 1	Sector 2	Sector 3	T. Spd	Elapsed	Lap	D	Time	Sector 1	Sector 2	Sector 3	T. Spd	Elapsed
1		9:57:04.974	9:55:06.699	1:17.429	40.846	182.1	9:57:04.974	12		2:27.773	41.442	1:08.639	37.692	255.9	10:24:02.495
2		2:36.504	44.843	1:12.212	39.449	241.6	9:59:41.478	13		2:41.674 P	41.617	1:10.108	49.949	255.9	10:26:44.169
3		2:31.499	43.197	1:09.850	38.452	241.0	10:02:12.977	14		21:08.901	19:21.369	1:09.578	37.954	247.1	10:47:53.070
4		2:30.065	43.041	1:08.449	38.575	243.2	10:04:43.042	15		2:27.733	41.587	1:08.546	37.600	253.5	10:50:20.803
5		2:38.711 P	43.704	1:09.437	45.570	246.5	10:07:21.753	16		2:26.785	41.132	1:08.173	37.480	254.7	10:52:47.588
6		6:10.799	4:21.660	1:10.159	38.980	238.4	10:13:32.552	17		2:41.979 P	41.232	1:08.263	52.484	255.3	10:55:29.567

63				Michele Beretta PRO Frederik Schandorff	Lamborghini Huracan GT3 EVO Vincenzo Sospiri Racing
-----------	--	--	--	---	--

Lap	D	Time	Sector 1	Sector 2	Sector 3	T. Spd	Elapsed	Lap	D	Time	Sector 1	Sector 2	Sector 3	T. Spd	Elapsed
1		9:54:02.044	9:52:16.288	1:08.237	37.519	242.1	9:54:02.044	1		9:54:02.044	9:52:16.288	1:08.237	37.519	242.1	9:54:02.044
2		2:23.440	40.543	1:06.287	36.280	252.9	9:56:25.154	2		2:23.440	40.543	1:06.287	36.280	252.9	9:56:25.154
3		2:21.812	40.591	1:04.991	36.230	252.9	9:58:46.966	3		2:21.812	40.591	1:04.991	36.230	252.9	9:58:46.966
4		2:20.687	40.017	1:04.423	36.247	254.7	10:01:07.653	4		2:20.687	40.017	1:04.423	36.247	254.7	10:01:07.653
5		2:27.667 P	39.917	1:04.836	42.914	255.9	10:03:35.320	5		2:27.667 P	39.917	1:04.836	42.914	255.9	10:03:35.320
6		7:02.268	5:20.829	1:04.986	36.453	255.9	10:10:37.588	6		7:02.268	5:20.829	1:04.986	36.453	255.9	10:10:37.588
7		2:22.011	39.723	1:04.238	38.050	257.7	10:12:59.599	7		2:22.011	39.723	1:04.238	38.050	257.7	10:12:59.599
8		2:20.046	39.714	1:04.310	36.022	257.1	10:15:19.645	8		2:20.046	39.714	1:04.310	36.022	257.1	10:15:19.645
9		2:20.787	39.755	1:04.683	36.349	257.1	10:17:40.432	9		2:20.787	39.755	1:04.683	36.349	257.1	10:17:40.432
10		2:26.623 P	39.757	1:04.759	42.107	257.1	10:20:07.055	10		2:26.623 P	39.757	1:04.759	42.107	257.1	10:20:07.055
11		5:08.107	3:23.677	1:07.402	37.028	248.8	10:25:15.162	11		5:08.107	3:23.677	1:07.402	37.028	248.8	10:25:15.162
12		2:23.055	40.625	1:05.633	36.797	253.5	10:27:38.217	12		2:23.055	40.625	1:05.633	36.797	253.5	10:27:38.217
13		2:21.696	40.503	1:05.024	36.169	254.7	10:29:59.913	13		2:21.696	40.503	1:05.024	36.169	254.7	10:29:59.913
14		2:21.509	40.114	1:05.107	36.288	253.5	10:32:21.422	14		2:21.509	40.114	1:05.107	36.288	253.5	10:32:21.422
15		2:25.023	42.562	1:06.157	36.304	248.8	10:34:46.445	15		2:25.023	42.562	1:06.157	36.304	248.8	10:34:46.445
16		2:21.525	40.173	1:05.189	36.163	255.9	10:37:07.970	16		2:21.525	40.173	1:05.189	36.163	255.9	10:37:07.970
17		2:22.769	40.066	1:05.712	36.991	255.9	10:39:30.739	17		2:22.769	40.066	1:05.712	36.991	255.9	10:39:30.739
18		3:37.043 P	1:01.132	1:27.478	1:08.433	128.4	10:43:07.782	18		3:37.043 P	1:01.132	1:27.478	1:08.433	128.4	10:43:07.782

54	Jan Laurysen CUPPA Bas Schouten	Porsche 992 GT3 Cup Q1 by EMG Motorsport			
-----------	---------------------------------------	---	--	--	--

Lap	D	Time	Sector 1	Sector 2	Sector 3	T. Spd	Elapsed	Lap	D	Time	Sector 1	Sector 2	Sector 3	T. Spd	Elapsed
1		9:56:23.355	9:54:29.609	1:14.148	39.598	182.1	9:56:23.355	1		9:56:23.355	9:54:29.609	1:14.148	39.598	182.1	9:56:23.355
2		2:28.752	42.791	1:08.097	37.864	243.2	9:58:52.107	2		2:28.752	42.791	1:08.097	37.864	243.2	9:58:52.107
3		2:26.434	42.195	1:06.871	37.368	246.0	10:01:18.541	3		2:26.434	42.195	1:06.871	37.368	246.0	10:01:18.541
4		2:29.027	41.576	1:07.168	40.283	247.7	10:03:47.568	4		2:29.027	41.576	1:07.168	40.283	247.7	10:03:47.568
5		2:34.427 P	42.088	1:07.649	44.690	246.0	10:06:21.995	5		2:34.427 P	42.088	1:07.649	44.690	246.0	10:06:21.995
6		4:59.663	3:11.813	1:09.175	38.675	223.1	10:11:21.658	6		4:59.663	3:11.813	1:09.175	38.675	223.1	10:11:21.658
7		2:28.277	42.644	1:07.589	38.044	242.6	10:13:49.935	7		2:28.277	42.644	1:07.589	38.044	242.6	10:13:49.935
8		2:27.698	42.282	1:07.520	37.896	244.8	10:16:17.633	8		2:27.698	42.282	1:07.520	37.896	244.8	10:16:17.633
9		2:43.408 P	44.692	1:13.605	45.111	200.7	10:19:01.041	9		2:43.408 P	44.692	1:13.605	45.111	200.7	10:19:01.041
10		6:19.464	4:27.090	1:13.992	38.382	206.8	10:25:20.505	10		6:19.464	4:27.090	1:13.992	38.382	206.8	10:25:20.505
11		2:28.487	42.454	1:07.998	38.035	244.8	10:27:48.992	11		2:28.487	42.454	1:07.998	38.035	244.8	10:27:48.992
12		2:28.252	42.106	1:08.193	37.953	246.5	10:30:17.244	12		2:28.252	42.106	1:08.193	37.953	246.5	10:30:17.244
13		2:27.707	41.841	1:07.953	37.913	246.0	10:32:44.951	13		2:27.707	41.841	1:07.953	37.913	246.0	10:32:44.951
14		2:30.251	42.056	1:08.119	40.076	244.8	10:35:15.202	14		2:30.251	42.056	1:08.119	40.076	244.8	10:35:15.202
15		2:27.788	42.058	1:07.900	37.830	247.7	10:37:42.990	15		2:27.788	42.058	1:07.900	37.830	247.7	10:37:42.990
16		2:47.316 P	41.891	1:09.477	55.948	246.0	10:40:30.306	16		2:47.316 P	41.891	1:09.477	55.948	246.0	10:40:30.306



CIRCUIT DE SPA
FRANCORCHAMPS





Spa Francorchamps
International GT Open
Free Practice - 1
Lap Analysis



72

Nick Moss

McLaren 720 S GT3

88

Patryk Krupinski

McLaren 720 S GT3

PROAM

Joe Osborne

Inception Racing

PROAM

Christian Klien

JP Motorsport

Lap	D	Time	Sector 1	Sector 2	Sector 3	T. Spd	Elapsed	Lap	D	Time	Sector 1	Sector 2	Sector 3	T. Spd	Elapsed
1		9:52:30.049	9:50:46.946	1:05.538	37.565	251.1	9:52:30.049	1		9:52:58.087	9:51:07.761	1:12.524	37.802	225.0	9:52:58.087
2		2:19.466	39.437	1:04.253	35.776	264.0	9:54:49.515	2		2:30.674 P	40.004	1:06.597	44.073	258.3	9:55:28.761
3		2:18.335	39.288	1:03.592	35.455	264.0	9:57:07.850	3		3:57.929	2:11.312	1:05.503	41.114	260.2	9:59:26.690
4		2:25.888 P	40.344	1:04.331	41.213	262.1	9:59:33.738	4		2:19.262	39.243	1:04.035	35.984	264.7	10:01:45.952
5		6:34.667	4:54.578	1:04.416	35.673	250.5	10:06:08.405	5		2:23.877	39.367	1:05.375	39.135	253.5	10:04:09.829
6		2:19.112	39.491	1:03.946	35.675	264.0	10:08:27.517	6		2:18.776	38.997	1:04.016	35.763	255.3	10:06:28.605
7		2:18.672	39.402	1:03.728	35.542	264.7	10:10:46.189	7		2:18.188	39.101	1:03.868	35.219	267.3	10:08:46.793
8		2:26.255 P	39.360	1:04.860	42.035	265.3	10:13:12.444	8		2:28.977 P	39.688	1:06.258	43.031	263.4	10:11:15.770
9		5:19.575	3:32.843	1:08.573	38.159	254.1	10:18:32.019	9		5:10.822	3:23.362	1:10.463	36.997	258.9	10:16:26.592
10		2:23.815	40.480	1:06.645	36.690	260.8	10:20:55.834	10		2:25.473	40.451	1:08.217	36.805	263.4	10:18:52.065
11		2:22.959	40.245	1:06.257	36.457	262.1	10:23:18.793	11		2:25.198	39.927	1:08.558	36.713	265.3	10:21:17.263
12		2:24.046	39.936	1:06.922	37.188	264.0	10:25:42.839	12		2:23.006	39.801	1:06.712	36.493	265.3	10:23:40.269
13		2:22.557	40.087	1:06.178	36.292	260.8	10:28:05.396	13		2:22.627	39.684	1:06.559	36.384	263.4	10:26:02.896
14		2:34.615 P	40.428	1:06.162	48.025	262.1	10:30:40.011	14		2:23.711	40.958	1:06.464	36.289	258.3	10:28:26.607
15		3:30.739	1:49.020	1:05.469	36.250	258.3	10:34:10.750	15		2:22.442	39.713	1:06.178	36.551	264.7	10:30:49.049
16		2:20.812	39.863	1:05.244	35.705	263.4	10:36:31.562	16		2:23.399	40.901	1:06.422	36.076	258.9	10:33:12.448
17		2:21.039	40.301	1:04.922	35.816	260.8	10:38:52.601	17		2:21.644	39.499	1:05.912	36.233	264.7	10:35:34.092
18		3:49.374 P	43.060	1:36.013	1:30.301	219.0	10:42:41.975	18		2:31.371 P	39.289	1:06.473	45.609	266.0	10:38:05.463
19		4:11.918	2:25.354	1:09.680	36.884	238.9	10:46:53.893	<p>97</p> <p>Michael Dinan</p> <p>Aston Martin GT3 AMR MY2019</p> <p>PRO</p> <p>Robby Foley</p> <p>TF Sport</p>							
20		2:21.145	39.764	1:05.523	35.858	262.1	10:49:15.038								
21		2:20.240	39.633	1:04.971	35.636	264.0	10:51:35.278								
22		2:20.517	39.975	1:04.864	35.678	265.3	10:53:55.795								
23		2:22.209	40.194	1:05.498	36.517	264.7	10:56:18.004								
24		2:34.822 P	42.078	1:06.653	46.091	262.1	10:58:52.826								

77

Al Faisal Al Zubair

Porsche 911 GT3-R II 2019

PRO

Andy Soucek

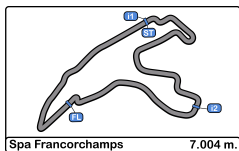
Lechner Racing

Lap	D	Time	Sector 1	Sector 2	Sector 3	T. Spd	Elapsed	Lap	D	Time	Sector 1	Sector 2	Sector 3	T. Spd	Elapsed
1		9:53:47.021	9:52:02.592	1:07.114	37.315	243.7	9:53:47.021	1		9:52:45.936	9:50:51.100	1:14.929	39.907	181.8	9:52:45.936
2		2:22.790	40.821	1:05.125	36.844	253.5	9:56:09.811	2		2:28.015	42.597	1:07.297	38.121	246.0	9:55:13.951
3		2:20.958	40.139	1:04.622	36.197	254.7	9:58:30.769	3		2:44.142 P	41.358	1:12.784	50.000	186.8	9:57:58.093
4		2:27.774 P	40.048	1:03.981	43.745	255.9	10:00:58.543	4		6:44.161	4:59.865	1:06.789	37.507	247.1	10:04:42.254
5		6:45.370	5:01.243	1:07.117	37.010	248.8	10:07:43.913	5		2:23.173	41.108	1:05.416	36.649	250.5	10:07:05.427
6		2:19.922	39.916	1:04.251	35.755	255.3	10:10:03.835	6		2:21.350	40.474	1:04.582	36.294	256.5	10:09:26.777
7		2:19.176	39.768	1:03.841	35.567	257.1	10:12:23.011	7		2:21.647	40.317	1:04.522	36.778	257.7	10:11:48.394
8		2:29.716 P	39.733	1:05.570	44.413	258.9	10:14:52.727	8		2:22.005	40.121	1:05.092	36.792	257.1	10:14:10.399
9		7:25.453	5:43.400	1:05.206	36.547	251.7	10:22:17.880	9		2:21.663	40.198	1:05.366	36.099	257.7	10:16:32.062
10		2:49.268	39.468	1:04.102	35.698	256.5	10:24:37.148	10		2:20.607	40.131	1:04.464	36.012	257.7	10:18:52.669
11		2:49.258	39.398	1:04.124	35.736	256.5	10:26:56.406	11		2:29.317 P	40.519	1:05.363	43.435	257.1	10:21:21.986
12		2:32.364 P	40.527	1:08.784	43.053	257.1	10:29:28.770	12		4:40.635	2:50.202	1:10.856	39.577	227.8	10:26:02.621
13		5:11.812	3:30.520	1:05.131	36.161	254.7	10:34:40.582	13		2:29.882	42.781	1:09.638	37.463	201.1	10:28:32.503
14		2:19.444	39.466	1:04.230	35.748	256.5	10:37:00.026	14		2:24.921	40.973	1:06.769	37.179	253.5	10:30:57.424
15		2:35.421 P	41.122	1:06.626	47.673	255.3	10:39:35.447	15		2:24.838	40.259	1:06.680	37.899	258.3	10:33:22.262
16		7:23.958	5:31.136	1:14.178	38.644	248.8	10:46:59.405	16		2:24.541	40.648	1:07.074	36.819	258.9	10:35:46.803
17		2:28.191	40.204	1:07.952	40.035	255.9	10:49:27.596	17		2:23.907	40.291	1:06.982	36.634	255.9	10:38:10.710
18		2:21.548	39.883	1:05.320	36.345	257.1	10:51:49.144	18		2:40.752 P	40.288	1:09.118	51.346	257.1	10:40:51.462
19		5:10.683 P	40.206	1:14.044	3:16.433	254.7	10:56:59.827	19		5:52.030	4:07.873	1:07.624	36.533	256.5	10:46:43.492
								20		2:24.012	40.194	1:06.995	36.823	260.2	10:49:07.504
								21		2:24.659	39.999	1:06.559	38.101	258.3	10:51:32.163
								22		2:22.936	40.133	1:06.096	36.707	259.6	10:53:55.099
								23		2:22.459	39.885	1:05.995	36.579	258.3	10:56:17.558



CIRCUIT DE SPA FRANCORCHAMPS





Spa Francorchamps
International GT Open
Free Practice - 1
Lap Analysis



100

Jakub Dwernicki Porsche 911 GT3 Cup gen 2

CUPPA Jan Antoszewski Alda Motorsport

Lap	D	Time	Sector 1	Sector 2	Sector 3	T. Spd	Elapsed
1		9:52:53.201	9:50:56.947	1:16.156	40.098	207.2	9:52:53.201
2		2:34.777	44.637	1:11.416	38.724	241.0	9:55:27.978
3		2:31.020	42.849	1:08.956	39.215	244.8	9:57:58.998
4		2:29.443	42.235	1:09.166	38.012	249.4	10:00:28.411
5		2:39.296 P	42.031	1:10.344	45.921	249.4	10:03:06.707
6		5:21.639	3:33.539	1:09.437	38.663	242.6	10:08:28.346
7		2:30.075	42.612	1:09.114	38.349	246.5	10:10:58.421
8		2:31.432	42.381	1:10.254	38.797	246.5	10:13:29.853
9		2:31.469	42.918	1:10.012	38.539	246.5	10:16:01.322
10		2:40.105 P	42.181	1:11.717	46.207	248.8	10:18:41.427
11		5:33.189	3:30.459	1:20.898	41.832	219.9	10:24:14.616
12		2:36.809	44.513	1:12.827	39.469	240.5	10:26:51.425
13		2:35.082	43.376	1:12.627	39.079	243.7	10:29:26.507
14		2:35.075	43.264	1:12.272	39.539	243.2	10:32:01.582
15		2:46.694 P	43.290	1:14.364	49.040	244.8	10:34:48.276
16		4:46.350	2:53.700	1:13.127	39.523	240.5	10:39:34.626
17		3:42.046 P	1:02.087	1:34.270	1:05.689	140.2	10:43:16.672
18		3:48.870	1:50.312	1:17.155	41.403	233.7	10:47:05.542
19		2:36.171	43.824	1:13.099	39.248	242.1	10:49:41.713
20		2:34.622	43.204	1:11.955	39.463	244.3	10:52:16.335
21		2:34.040	42.963	1:11.814	39.263	245.4	10:54:50.375

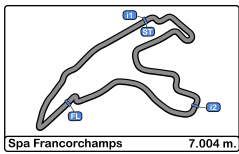
126

Albert Estragués Transam Euro Ford Mustang 2018

CUPAM Three Sixty Racing Team

Lap	D	Time	Sector 1	Sector 2	Sector 3	T. Spd	Elapsed
1		9:58:49.958	9:56:20.254	1:40.438	49.266	126.9	9:58:49.958
2		3:00.017	51.961	1:21.418	46.638	160.2	10:01:49.975
3		3:02.480 P	47.927	1:18.191	56.362	175.8	10:04:52.455
4		5:40.602	3:31.511	1:24.721	44.370	163.6	10:10:33.057
5		2:40.930	44.844	1:15.318	40.768	189.8	10:13:13.987
6		2:38.268	44.417	1:13.448	40.403	213.0	10:15:52.255
7		2:36.713	44.357	1:12.742	39.614	225.0	10:18:28.968
8		2:37.113	44.120	1:13.417	39.576	222.6	10:21:06.081
9		2:46.725 P	44.095	1:12.439	50.191	218.6	10:23:52.806
10		12:54.754	10:52.578	1:19.952	42.224	208.4	10:36:47.560
11		2:42.680	48.090	1:14.171	40.419	219.0	10:39:30.240
12		3:31.235 P	1:00.478	1:27.266	1:03.491	142.4	10:43:01.475
13		4:26.071	2:28.712	1:16.655	40.704	225.4	10:47:27.546
14		2:34.976	43.977	1:11.508	39.491	221.7	10:50:02.522
15		2:34.171	43.483	1:11.505	39.183	242.1	10:52:36.693
16		2:34.124	43.547	1:11.137	39.440	235.2	10:55:10.817
17		3:01.575 P	54.133	1:17.550	49.892	198.5	10:58:12.392



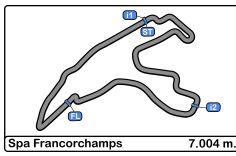


Spa Francorchamps
International GT Open
Free Practice - 1
Best Sectors Results



Sector - 1				Sector - 2				Sector - 3				Ideal Lap vs Best Lap			
Clas	Nº	Driver	Time	Nº	Driver	Time	Nº	Driver	Time	Clas	Nº	Driver	Ideal Lap	Best Lap	Clas
1	88	Krupinski - Klien	38.997	47	Moiseev - Spinelli	1:03.101	88	Krupinski - Klien	35.219	1	47	Moiseev - Spinelli	2:17.713	2:19.540	5
2	72	Moss - Osborne	39.288	72	Moss - Osborne	1:03.592	47	Moiseev - Spinelli	35.284	2	88	Krupinski - Klien	2:18.084	2:18.188	1
3	7	Iribe - Millroy	39.289	22	Balfe - Carroll	1:03.789	72	Moss - Osborne	35.455	3	72	Moss - Osborne	2:18.335	2:18.335	2
4	47	Moiseev - Spinelli	39.328	77	Al Zubair - Soucek	1:03.841	55	de Meeus - Stanley	35.470	4	77	Al Zubair - Soucek	2:18.806	2:19.176	4
5	77	Al Zubair - Soucek	39.398	88	Krupinski - Klien	1:03.868	7	Iribe - Millroy	35.558	5	7	Iribe - Millroy	2:18.848	2:19.123	3
6	11	Reno Moller - Paverud	39.497	17	McKansy - Seyffert	1:03.883	77	Al Zubair - Soucek	35.567	6	22	Balfe - Carroll	2:18.940	2:19.709	7
7	22	Balfe - Carroll	39.528	7	Iribe - Millroy	1:04.001	22	Balfe - Carroll	35.623	7	55	de Meeus - Stanley	2:19.421	2:19.612	6
8	14	Scholze - Liebhauser	39.629	55	de Meeus - Stanley	1:04.175	11	Reno Moller - Paverud	35.823	8	17	McKansy - Seyffert	2:19.618	2:20.019	8
9	63	Beretta - Schandorff	39.714	19	Moulin - Nemoto	1:04.214	14	Scholze - Liebhauser	35.877	9	14	Scholze - Liebhauser	2:19.909	2:20.160	10
10	55	de Meeus - Stanley	39.776	63	Beretta - Schandorff	1:04.238	19	Moulin - Nemoto	35.899	10	63	Beretta - Schandorff	2:19.974	2:20.046	9
11	17	McKansy - Seyffert	39.824	14	Scholze - Liebhauser	1:04.403	17	McKansy - Seyffert	35.911	11	11	Reno Moller - Paverud	2:20.030	2:20.311	12
12	97	Dinan - Foley	39.885	97	Dinan - Foley	1:04.464	97	Dinan - Foley	36.012	12	19	Moulin - Nemoto	2:20.069	2:20.293	11
13	19	Moulin - Nemoto	39.956	11	Reno Moller - Paverud	1:04.710	63	Beretta - Schandorff	36.022	13	97	Dinan - Foley	2:20.361	2:20.607	13
14	8	Giuseppe Cipriani	40.517	8	Giuseppe Cipriani	1:05.076	8	Giuseppe Cipriani	36.048	14	8	Giuseppe Cipriani	2:21.641	2:21.861	14
15	44	Pisani - Bozzoni	41.443	54	Laurysen - Schouten	1:06.871	54	Laurysen - Schouten	37.368	15	54	Laurysen - Schouten	2:25.815	2:26.434	15
16	54	Laurysen - Schouten	41.576	53	Vandierendonck - Schouten	1:07.727	26	Darmetko - Janosz	37.556	16	26	Darmetko - Janosz	2:27.306	2:27.607	16
17	50	Teunkens - Van Lagen	41.690	26	Darmetko - Janosz	1:07.937	24	Blazek - Lisowski	37.615	17	53	Vandierendonck - Schouten	2:27.487	2:27.706	17
18	26	Darmetko - Janosz	41.813	24	Blazek - Lisowski	1:08.108	53	Vandierendonck - Schouten	37.744	18	24	Blazek - Lisowski	2:27.651	2:27.729	18
19	24	Blazek - Lisowski	41.928	50	Teunkens - Van Lagen	1:08.226	100	Dwernicki - Antoszewski	38.012	19	50	Teunkens - Van Lagen	2:27.971	2:28.422	19
20	53	Vandierendonck - Schouten	42.016	100	Dwernicki - Antoszewski	1:08.956	50	Teunkens - Van Lagen	38.055	20	44	Pisani - Bozzoni	2:28.868	2:30.432	21
21	100	Dwernicki - Antoszewski	42.031	44	Pisani - Bozzoni	1:09.005	44	Pisani - Bozzoni	38.420	21	100	Dwernicki - Antoszewski	2:28.999	2:30.075	20
22	126	Albert Estragués	43.483	126	Albert Estragués	1:11.137	126	Albert Estragués	39.183	22	126	Albert Estragués	2:33.803	2:34.124	22
23	32	Fernando Fortes	43.935	32	Fernando Fortes	1:11.199	32	Fernando Fortes	39.549	23	32	Fernando Fortes	2:34.683	2:34.683	23
24	27	Marcio Mauro	44.673	27	Marcio Mauro	1:12.901	27	Marcio Mauro	40.572	24	27	Marcio Mauro	2:38.146	2:38.974	24



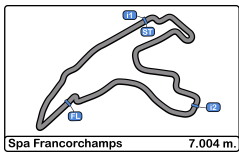


Spa Francorchamps
International GT Open
Free Practice - 1
Best 5 Lap Times



Cl	N°	Entrant/Team	Nat	Driver 1	Nat	Driver 2	Nat	Vehicle	Cat	Cl	Best 1		Best 2		Best 3		Best 4		Best 5	
											Time	Lap	Time	Lap	Time	Lap	Time	Lap	Time	Lap
1	88	JP Motorsport	POL	Patryk Krupinski	POL	Christian Klien	AUT	McLaren 720 S GT3	PROAM	1	2:18.188	7	2:18.776	6	2:19.262	4	2:21.644	17	2:22.442	15
2	72	Inception Racing	GBR	Nick Moss	GBR	Joe Osborne	GBR	McLaren 720 S GT3	PROAM	2	2:18.335	3	2:19.112	6	2:19.466	2	2:20.240	21	2:20.517	22
3	7	Inception Racing	GBR	Brendan Iribe	USA	Ollie Millroy	GBR	McLaren 720 S GT3	PROAM	3	2:19.123	4	2:19.633	3	2:19.669	8	2:19.767	7	2:20.364	2
4	77	Lechner Racing	AUT	Al Faisal Al Zubair	OMN	Andy Soucek	ESP	Porsche 911 GT3-R II 2019	PRO	1	2:19.176	7	2:19.444	14	2:19.922	6	2:20.958	3	2:21.548	18
5	47	AKM Motorsport	SMR	Alexander Moiseev	RUS	Loris Spinelli	ITA	Mercedes AMG GT3 - 2020	PROAM	4	2:19.540	6	2:20.491	4	2:21.263	5	2:22.194	3	2:24.526	16
6	55	FF Corse	GBR	Laurent de Meeus	BEL	Jaime Stanley	GBR	Ferrari 488 GT3	PROAM	5	2:19.612	3	2:19.980	4	2:22.336	2	2:26.785	16	2:27.733	15
7	22	Balfe Motorsport	GBR	Shaun Balfe	GBR	Adam Carroll	GBR	Audi R8 GT3 LMS 2019	PROAM	6	2:19.709	3	2:19.748	22	2:19.878	20	2:19.882	19	2:20.246	21
8	17	HP Racing International	DEU	Gerhard Tweraser	AUT	Jan Seyffert	DEU	Lamborghini Huracan GT3 EVO	PROAM	7	2:20.019	5	2:20.087	13	2:20.596	4	2:21.076	12	2:21.342	9
9	63	Vincenzo Sospiri Racing	ITA	Michele Beretta	ITA	Frederik Schandorff	DNK	Lamborghini Huracan GT3 EVO	PRO	2	2:20.046	8	2:20.687	4	2:20.787	9	2:21.509	14	2:21.525	16
10	14	AKM Motorsport	SMR	Florian Scholze	DEU	Jens Liebhauser	DEU	Mercedes AMG GT3 - 2020	AM	1	2:20.160	21	2:20.481	5	2:21.285	20	2:21.338	10	2:21.383	4
11	19	Vincenzo Sospiri Racing	ITA	Baptiste Moulin	BEL	Yuki Nemoto	JPN	Lamborghini Huracan GT3 EVO	PRO	3	2:20.293	17	2:20.733	14	2:21.079	16	2:21.163	15	2:21.412	9
12	11	Reno Racing	DNK	Jens Reno Moller	DNK	Marcus Paverud	NOR	Honda NSX GT3 Evo	PROAM	8	2:20.311	21	2:20.459	16	2:20.764	19	2:21.194	7	2:21.503	14
13	97	TF Sport	GBR	Michael Dinan	USA	Robby Foley	USA	Aston Martin GT3 AMR MY2019	PRO	4	2:20.607	10	2:21.350	6	2:21.663	9	2:22.005	8	2:22.459	23
14	8	Barone Rampante	ITA	Giuseppe Cipriani	ITA			Lamborghini Huracan GT3 EVO	AM	2	2:21.861	2	2:23.666	6	10:01.75	5				
15	54	Q1 by EMG Motorsport	BEL	Jan Lauryszen	BEL	Bas Schouten	NLD	Porsche 992 GT3 Cup	CUPPA	1	2:26.434	3	2:27.698	8	2:27.707	13	2:28.252	12	2:28.277	7
16	26	Q1 by EMG Motorsport	BEL	Maciej Darmetko	POL	Artur Janosz	POL	Porsche 911 GT3 Cup gen 2	CUPPA	2	2:27.607	3	2:28.452	9	2:28.639	5	2:28.770	4	2:29.075	11
17	53	Q1 by EMG Motorsport	BEL	Nicolas Vandierendonck	BEL	Dirk Schouten	NLD	Porsche 992 GT3 Cup	CUPAM	1	2:27.706	13	2:29.256	7	2:29.607	12	2:30.065	4	2:30.814	8
18	24	A&P Racing Team PTT Tech Support	POL	Maciej Blazek	POL	Mateusz Lisowski	POL	Porsche 991 GT3 Cup gen 2	CUPPA	3	2:27.729	5	2:27.837	4	2:28.447	6	2:30.017	2	2:31.203	11
19	50	Q1 by EMG Motorsport	BEL	Filip Teunkens	BEL	Jaap Van Lagen	BEL	Porsche 992 GT3 Cup	CUPPA	4	2:28.422	5	2:28.487	9	2:29.225	10	2:29.769	4	2:29.879	8
20	100	Alda Motorsport	POL	Jakub Dwernicki	POL	Jan Antoszewski	POL	Porsche 911 GT3 Cup gen 2	CUPPA	5	2:30.075	7	2:31.020	3	2:31.432	8	2:31.469	9	2:34.040	21
21	44	Eugenio Pisani	ITA	Eugenio Pisani	ITA	Stefano Bozzoni	ITA	Porsche 911 GT3 Cup gen 1	CUPPA	6	2:30.432	6	7:01.021	2	8:35.019	5	17:20.39	3		
22	126	Three Sixty Racing Team	AND	Albert Estragués	ESP			Transam Euro Ford Mustang 2018	CUPAM	2	2:34.124	16	2:34.171	15	2:34.976	14	2:36.713	7	2:37.113	8
23	32	Three Sixty Racing Team	AND	Fernando Fortes	BRA			Porsche 911 GT3 Cup gen 2	CUPAM	3	2:34.683	13	2:35.277	12	2:36.356	11	2:37.413	7	2:37.978	10
24	27	Three Sixty Racing Team	AND	Marcio Mauro	BRA			Porsche 911 GT3 Cup gen 2	CUPAM	4	2:38.974	14	2:40.764	10	2:40.966	9	2:41.397	13	2:41.399	6



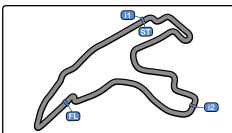


Spa Francorchamps
International GT Open
Free Practice - 1
Best 5 Top Speeds



Cl	N°	Entrant/Team	Nat	Driver 1	Nat	Driver 2	Nat	Vehicle	Cat	Cl	Top 1		Top 2		Top 3		Top 4		Top 5		Avg
											Km/h	Lap	Km/h	Lap	Km/h	Lap	Km/h	Lap	Km/h	Lap	
1	88	JP Motorsport		Patryk Krupinski		Christian Klien		McLaren 720 S GT3	PROAM	1	267.3	7	266.0	18	265.3	11	265.3	12	264.7	4	265.7
2	7	Inception Racing		Brendan Iribe		Ollie Millroy		McLaren 720 S GT3	PROAM	2	265.3	5	264.7	4	264.7	8	264.0	7	264.0	9	264.5
3	72	Inception Racing		Nick Moss		Joe Osborne		McLaren 720 S GT3	PROAM	3	265.3	8	265.3	22	264.7	7	264.7	23	264.0	2	264.8
4	11	Reno Racing		Jens Reno Moller		Marcus Paverud		Honda NSX GT3 Evo	PROAM	4	263.4	5	262.7	2	262.7	14	262.1	4	262.1	6	262.6
5	22	Balfe Motorsport		Shaun Balfe		Adam Carroll		Audi R8 GT3 LMS 2019	PROAM	5	262.1	4	260.8	6	260.2	5	260.2	10	259.6	11	260.6
6	47	AKM Motorsport		Alexander Moiseev		Loris Spinelli		Mercedes AMG GT3 - 2020	PROAM	6	262.1	6	261.5	5	260.2	7	258.3	9	257.7	10	260.0
7	97	TF Sport		Michael Dinan		Robby Foley		Aston Martin GT3 AMR MY2019	PRO	1	260.2	20	259.6	22	258.9	16	258.3	15	258.3	21	259.1
8	55	FF Corse		Laurent de Meeus		Jaime Stanley		Ferrari 488 GT3	PROAM	7	259.6	4	258.9	5	257.7	3	256.5	2	255.9	12	257.7
9	14	AKM Motorsport		Florian Scholze		Jens Liebhauser		Mercedes AMG GT3 - 2020	AM	1	258.9	21	258.3	6	258.3	9	257.7	7	257.7	19	258.2
10	77	Lechner Racing		Al Faisal Al Zubair		Andy Soucek		Porsche 911 GT3-R II 2019	PRO	2	258.9	8	257.1	7	257.1	12	257.1	18	256.5	10	257.3
11	63	Vincenzo Sospiri Racing		Michele Beretta		Frederik Schandorff		Lamborghini Huracan GT3 EVO	PRO	3	257.7	7	257.1	8	257.1	9	257.1	10	255.9	5	257.0
12	8	Barone Rampante		Giuseppe Cipriani				Lamborghini Huracan GT3 EVO	AM	2	257.1	2	256.5	3	254.1	1	254.1	6	248.2	5	254.0
13	44	Eugenio Pisani		Eugenio Pisani		Stefano Bozzoni		Porsche 911 GT3 Cup gen 1	CUPPA	1	257.1	3	256.5	7	255.9	3	255.9	6	255.3	3	256.1
14	17	HP Racing International		Gerhard Tweraser		Jan Seyffert		Lamborghini Huracan GT3 EVO	PROAM	8	256.5	6	255.3	5	254.1	10	253.5	9	253.5	13	254.6
15	19	Vincenzo Sospiri Racing		Baptiste Moulin		Yuki Nemoto		Lamborghini Huracan GT3 EVO	PRO	4	256.5	9	256.5	16	255.3	10	253.5	13	253.5	17	255.0
16	26	Q1 by EMG Motorsport		Maciej Darmetko		Artur Janosz		Porsche 911 GT3 Cup gen 2	CUPPA	2	253.5	4	251.7	3	251.7	7	251.1	5	251.1	6	251.8
17	24	A&P Racing Team PTT Tech Support		Maciej Blazek		Mateusz Lisowski		Porsche 991 GT3 Cup gen 2	CUPPA	3	250.0	3	250.0	7	249.4	5	248.8	4	248.8	6	249.4
18	50	Q1 by EMG Motorsport		Filip Teunkens		Jaap Van Lagen		Porsche 992 GT3 Cup	CUPPA	4	250.0	9	248.2	5	248.2	8	247.7	6	247.7	11	248.3
19	100	Alda Motorsport		Jakub Dwernicki		Jan Antoszewski		Porsche 911 GT3 Cup gen 2	CUPPA	5	249.4	4	249.4	5	248.8	10	246.5	7	246.5	8	248.1
20	53	Q1 by EMG Motorsport		Nicolas Vandierendonck		Dirk Schouten		Porsche 992 GT3 Cup	CUPAM	1	248.2	9	247.7	7	246.5	5	245.4	13	243.2	4	246.2
21	54	Q1 by EMG Motorsport		Jan Laurysen		Bas Schouten		Porsche 992 GT3 Cup	CUPPA	6	247.7	4	247.7	15	246.5	12	246.0	3	246.0	5	246.8
22	126	Three Sixty Racing Team		Albert Estragués				Transam Euro Ford Mustang 2018	CUPAM	2	242.1	15	235.2	16	225.4	13	225.0	7	222.6	8	230.1
23	32	Three Sixty Racing Team		Fernando Fortes				Porsche 911 GT3 Cup gen 2	CUPAM	3	238.9	13	238.4	7	236.8	12	234.2	6	234.2	11	236.5
24	27	Three Sixty Racing Team		Marcio Mauro				Porsche 911 GT3 Cup gen 2	CUPAM	4	238.4	14	233.2	15	232.7	9	230.2	11	222.2	10	231.3





Spa Francorchamps
International GT Open
Free Practice - 1

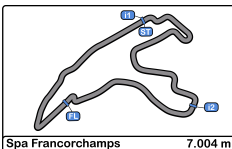
Fastest Laps Sequence

Spa Francorchamps 7.004 m.



Lap	Time of Day	Session Time	Nº	Entrant/Team	Nat	Driver 1	Nat	Driver 2	Nat	Vehicle	Cat	Time	Km/h
2	9:54:49.515	4:49.515	72	Inception Racing		Nick Moss		Joe Osborne		McLaren 720 S GT3	PROAM	2:19.466	180.7
3	9:57:07.850	7:07.850	72	Inception Racing		Nick Moss		Joe Osborne		McLaren 720 S GT3	PROAM	2:18.335	182.2
7	10:08:46.793	18:46.793	88	JP Motorsport		Patryk Krupinski		Christian Klien		McLaren 720 S GT3	PROAM	2:18.188	182.4





Spa Francorchamps
International GT Open

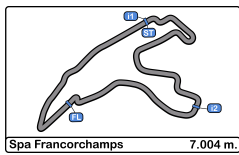
Free Practice - 1

Event Best Maximum Speed



Nº	Entrant/Team	Nat	Driver 1	Nat	Driver 2	Nat	Vehicle	Cat	Km/h	Session
88	JP Motorsport	POL	Patryk Krupinski	POL	Christian Klien	AUT	McLaren 720 S GT3	PROAM	267.3	Free Practice - 1
7	Inception Racing	GBR	Brendan Iribe	USA	Ollie Millroy	GBR	McLaren 720 S GT3	PROAM	265.3	Free Practice - 1
72	Inception Racing	GBR	Nick Moss	GBR	Joe Osborne	GBR	McLaren 720 S GT3	PROAM	265.3	Free Practice - 1
11	Reno Racing	DNK	Jens Reno Moller	DNK	Marcus Paverud	NOR	Honda NSX GT3 Evo	PROAM	263.4	Free Practice - 1
22	Balfe Motorsport	GBR	Shaun Balfe	GBR	Adam Carroll	GBR	Audi R8 GT3 LMS 2019	PROAM	262.1	Free Practice - 1
47	AKM Motorsport	SMR	Alexander Moiseev	RUS	Loris Spinelli	ITA	Mercedes AMG GT3 - 2020	PROAM	262.1	Free Practice - 1
97	TF Sport	GBR	Michael Dinan	USA	Robby Foley	USA	Aston Martin GT3 AMR MY2019	PRO	260.2	Free Practice - 1
55	FF Corse	GBR	Laurent de Meeus	BEL	Jaime Stanley	GBR	Ferrari 488 GT3	PROAM	259.6	Free Practice - 1
77	Lechner Racing	AUT	Al Faisal Al Zubair	OMN	Andy Soucek	ESP	Porsche 911 GT3-R II 2019	PRO	258.9	Free Practice - 1
14	AKM Motorsport	SMR	Florian Scholze	DEU	Jens Liebhauser	DEU	Mercedes AMG GT3 - 2020	AM	258.9	Free Practice - 1
63	Vincenzo Sospiri Racing	ITA	Michele Beretta	ITA	Frederik Schandorff	DNK	Lamborghini Huracan GT3 EVO	PRO	257.7	Free Practice - 1
44	Eugenio Pisani	ITA	Eugenio Pisani	ITA	Stefano Bozzoni	ITA	Porsche 911 GT3 Cup gen 1	CUPPA	257.1	Free Practice - 1
8	Barone Rampante	ITA	Giuseppe Cipriani	ITA			Lamborghini Huracan GT3 EVO	AM	257.1	Free Practice - 1
17	HP Racing International	DEU	Gerhard Tweraser	AUT	Jan Seyffert	DEU	Lamborghini Huracan GT3 EVO	PROAM	256.5	Free Practice - 1
19	Vincenzo Sospiri Racing	ITA	Baptiste Moulin	BEL	Yuki Nemoto	JPN	Lamborghini Huracan GT3 EVO	PRO	256.5	Free Practice - 1
26	Q1 by EMG Motorsport	BEL	Maciej Darmetko	POL	Artur Janosz	POL	Porsche 911 GT3 Cup gen 2	CUPPA	253.5	Free Practice - 1
24	A&P Racing Team PTT Tech Support	POL	Maciej Blazek	POL	Mateusz Lisowski	POL	Porsche 991 GT3 Cup gen 2	CUPPA	250.0	Free Practice - 1
50	Q1 by EMG Motorsport	BEL	Filip Teunkens	BEL	Jaap Van Lagen	BEL	Porsche 992 GT3 Cup	CUPPA	250.0	Free Practice - 1
100	Alda Motorsport	POL	Jakub Dwernicki	POL	Jan Antoszewski	POL	Porsche 911 GT3 Cup gen 2	CUPPA	249.4	Free Practice - 1
53	Q1 by EMG Motorsport	BEL	Nicolas Vandierendonck	BEL	Dirk Schouten	NLD	Porsche 992 GT3 Cup	CUPAM	248.2	Free Practice - 1
54	Q1 by EMG Motorsport	BEL	Jan Lauryszen	BEL	Bas Schouten	NLD	Porsche 992 GT3 Cup	CUPPA	247.7	Free Practice - 1
126	Three Sixty Racing Team	AND	Albert Estragués	ESP			Transam Euro Ford Mustang 2018	CUPAM	242.1	Free Practice - 1
32	Three Sixty Racing Team	AND	Fernando Fortes	BRA			Porsche 911 GT3 Cup gen 2	CUPAM	238.9	Free Practice - 1
27	Three Sixty Racing Team	AND	Marcio Mauro	BRA			Porsche 911 GT3 Cup gen 2	CUPAM	238.4	Free Practice - 1





Spa Francorchamps
International GT Open
Free Practice - 1
Pit Stop Analysis



7 Brendan Iribe McLaren 720 S GT3
 PROAM Ollie Millroy Inception Racing

N°	In Day Time	In Time	Out Time	Pit Time	T. Pit Time	Handicap	Penalty
1	10:02:05.974	10:02:05.974	10:05:52.739	3:46.765	3:46.765		
2	10:15:08.852	10:15:08.852	10:18:32.064	3:23.212	7:09.977		
3	10:25:29.640	10:25:29.640	10:28:08.076	2:38.436	9:48.413		
4	10:40:02.209	10:40:02.209	10:44:21.527	4:19.318	14:07.731		

8 Giuseppe Cipriani Lamborghini Huracan GT3 EVO
 AM Barone Rampante

N°	In Day Time	In Time	Out Time	Pit Time	T. Pit Time	Handicap	Penalty
1	10:43:00.219	10:43:00.219	10:50:47.321	7:47.102	7:47.102		

11 Jens Reno Moller Honda NSX GT3 Evo
 PROAM Marcus Paverud Reno Racing

N°	In Day Time	In Time	Out Time	Pit Time	T. Pit Time	Handicap	Penalty
1	10:00:49.569	10:00:49.569	10:03:13.584	2:24.015	2:24.015		
2	10:17:24.385	10:17:24.385	10:18:53.237	1:28.852	3:52.867		
3	10:26:06.640	10:26:06.640	10:27:25.822	1:19.182	5:12.049		
4	10:42:44.859	10:42:44.859	10:45:10.679	2:25.820	7:37.869		

14 Florian Scholze Mercedes AMG GT3 - 2020
 AM Jens Liebhauser AKM Motorsport

N°	In Day Time	In Time	Out Time	Pit Time	T. Pit Time	Handicap	Penalty
1	10:12:05.436	10:12:05.436	10:14:07.558	2:02.122	2:02.122		
2	10:23:33.638	10:23:33.638	10:27:45.256	4:11.618	6:13.740		
3	10:30:31.879	10:30:31.879	10:32:02.340	1:30.461	7:44.201		
4	10:42:46.416	10:42:46.416	10:44:17.398	1:30.982	9:15.183		

17 Gerhard Tweraser Lamborghini Huracan GT3 EVO
 PROAM Jan Seyffert HP Racing International

N°	In Day Time	In Time	Out Time	Pit Time	T. Pit Time	Handicap	Penalty
1	9:55:59.701	9:55:59.701	10:00:13.608	4:13.907	4:13.907		
2	10:09:39.404	10:09:39.404	10:12:27.062	2:47.658	7:01.565		
3	10:21:50.059	10:21:50.059	10:25:57.794	4:07.735	11:09.300		
4	10:35:17.650	10:35:17.650	10:38:38.518	3:20.868	14:30.168		
5	10:42:34.260	10:42:34.260	10:44:40.627	2:06.367	16:36.535		

19 Baptiste Moulin Lamborghini Huracan GT3 EVO
 PRO Yuki Nemoto Vincenzo Sospiri Racing

N°	In Day Time	In Time	Out Time	Pit Time	T. Pit Time	Handicap	Penalty
1	10:06:32.394	10:06:32.394	10:10:01.174	3:28.780	3:28.780		
2	10:19:30.273	10:19:30.273	10:22:14.907	2:44.634	6:13.414		

22 Shaun Balfe Audi R8 GT3 LMS 2019
 PROAM Adam Carroll Balfe Motorsport

N°	In Day Time	In Time	Out Time	Pit Time	T. Pit Time	Handicap	Penalty
1	10:04:14.780	10:04:14.780	10:06:50.800	2:36.020	2:36.020		
2	10:21:23.448	10:21:23.448	10:28:11.677	6:48.229	9:24.249		
3	10:40:16.459	10:40:16.459	10:44:19.597	4:03.138	13:27.387		

24 Maciej Blazek Porsche 991 GT3 Cup gen 2
 CUPPA Mateusz Lisowski A&P Racing Team PTT Tech Support

N°	In Day Time	In Time	Out Time	Pit Time	T. Pit Time	Handicap	Penalty
1	10:07:51.837	10:07:51.837	10:10:06.103	2:14.266	2:14.266		

26 Maciej Darmetko Porsche 911 GT3 Cup gen 2
 CUPPA Artur Janosz Q1 by EMG Motorsport

N°	In Day Time	In Time	Out Time	Pit Time	T. Pit Time	Handicap	Penalty
1	9:54:13.510	9:54:13.510	9:55:38.178	1:24.668	1:24.668		
2	10:10:40.433	10:10:40.433	10:14:56.177	4:15.744	5:40.412		
3	10:27:41.351	10:27:41.351	10:32:20.973	4:39.622	10:20.034		
4	10:40:29.131	10:40:29.131	10:44:35.273	4:06.142	14:26.176		

27 Marcio Mauro Porsche 911 GT3 Cup gen 2
 CUPAM Three Sixty Racing Team

N°	In Day Time	In Time	Out Time	Pit Time	T. Pit Time	Handicap	Penalty
1	9:57:17.967	9:57:17.967	10:08:50.292	11:32.325	11:32.325		
2	10:25:56.336	10:25:56.336	10:30:36.100	4:39.764	16:12.089		
3	10:42:39.919	10:42:39.919	10:46:15.755	3:35.836	19:47.925		

32 Fernando Fortes Porsche 911 GT3 Cup gen 2
 CUPAM Three Sixty Racing Team

N°	In Day Time	In Time	Out Time	Pit Time	T. Pit Time	Handicap	Penalty
1	9:58:36.133	9:58:36.133	10:00:46.724	2:10.591	2:10.591		
2	10:17:08.341	10:17:08.341	10:23:19.453	6:11.112	8:21.703		

44 Eugenio Pisani Porsche 911 GT3 Cup gen 1
 CUPPA Stefano Bozzoni Eugenio Pisani

N°	In Day Time	In Time	Out Time	Pit Time	T. Pit Time	Handicap	Penalty
1	9:53:39.590	9:53:39.590	9:55:35.689	1:56.099	1:56.099		
2	10:00:40.621	10:00:40.621	10:23:31.600	22:50.979	24:47.078		

47 Alexander Moiseev Mercedes AMG GT3 - 2020
 PROAM Loris Spinelli AKM Motorsport

N°	In Day Time	In Time	Out Time	Pit Time	T. Pit Time	Handicap	Penalty
1	9:56:20.067	9:56:20.067	9:58:26.187	2:06.120	2:06.120		
2	10:12:34.196	10:12:34.196	10:15:33.956	2:59.760	5:05.880		
3	10:22:28.039	10:22:28.039	10:34:22.942	11:54.903	17:00.783		
4	10:36:51.669	10:36:51.669	10:38:19.579	1:27.910	18:28.693		
5	10:40:47.269	10:40:47.269	10:44:27.138	3:39.869	22:08.562		

50 Filip Teunkens Porsche 992 GT3 Cup
 CUPPA Jaap Van Lagen Q1 by EMG Motorsport

N°	In Day Time	In Time	Out Time	Pit Time	T. Pit Time	Handicap	Penalty
1	10:09:18.813	10:09:18.813	10:11:35.438	2:16.625	2:16.625		

53 Nicolas Vandierendonck Porsche 992 GT3 Cup
 CUPAM Dirk Schouten Q1 by EMG Motorsport

N°	In Day Time	In Time	Out Time	Pit Time	T. Pit Time	Handicap	Penalty
1	10:07:16.342	10:07:16.342	10:11:01.997	3:45.655	3:45.655		
2	10:21:05.514	10:21:05.514	10:29:05.460	7:59.946	11:45.601		

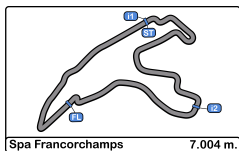
54 Jan Laurysen Porsche 992 GT3 Cup
 CUPPA Bas Schouten Q1 by EMG Motorsport

N°	In Day Time	In Time	Out Time	Pit Time	T. Pit Time	Handicap	Penalty
1	10:06:16.659	10:06:16.659	10:08:53.441	2:36.782	2:36.782		
2	10:18:55.693	10:18:55.693	10:22:50.582	3:54.889	6:31.671		

55 Laurent de Meeus Ferrari 488 GT3
 PROAM Jaime Stanley FF Corse

N°	In Day Time	In Time	Out Time	Pit Time	T. Pit Time	Handicap	Penalty
1	10:02:05.314	10:02:05.314	10:06:12.956	4:07.642	4:07.642		
2	10:26:38.986	10:26:38.986	10:45:26.522	18:47.536	22:55.178		





Spa Francorchamps
International GT Open
Free Practice - 1
Pit Stop Analysis



63 Michele Beretta Lamborghini Huracan GT3 EVO

PRO Frederik Schandorff Vincenzo Sospiri Racing

N°	In Day Time	In Time	Out Time	Pit Time	T. Pit Time	Handicap	Penalty
1	10:03:30.001	10:03:30.001	10:08:18.966	4:48.965	4:48.965		
2	10:20:01.749	10:20:01.749	10:22:54.701	2:52.952	7:41.917		

72 Nick Moss McLaren 720 S GT3

PROAM Joe Osborne Inception Racing

N°	In Day Time	In Time	Out Time	Pit Time	T. Pit Time	Handicap	Penalty
1	9:59:28.602	9:59:28.602	10:03:54.704	4:26.102	4:26.102		
2	10:13:07.333	10:13:07.333	10:16:08.455	3:01.122	7:27.224		
3	10:30:34.909	10:30:34.909	10:31:54.094	1:19.185	8:46.409		
4	10:42:36.088	10:42:36.088	10:44:30.986	1:54.898	10:41.307		

77 Al Faisal Al Zubair Porsche 911 GT3-R II 2019

PRO Andy Soucek Lechner Racing

N°	In Day Time	In Time	Out Time	Pit Time	T. Pit Time	Handicap	Penalty
1	10:00:53.388	10:00:53.388	10:05:21.862	4:28.474	4:28.474		
2	10:14:47.579	10:14:47.579	10:20:01.891	5:14.312	9:42.786		
3	10:29:23.605	10:29:23.605	10:32:23.799	3:00.194	12:42.980		
4	10:39:30.090	10:39:30.090	10:44:28.850	4:58.760	17:41.740		

88 Patryk Krupinski McLaren 720 S GT3

PROAM Christian Klien JP Motorsport

N°	In Day Time	In Time	Out Time	Pit Time	T. Pit Time	Handicap	Penalty
1	9:55:23.479	9:55:23.479	9:57:05.914	1:42.435	1:42.435		
2	10:11:10.610	10:11:10.610	10:14:03.143	2:52.533	4:34.968		

97 Michael Dinan Aston Martin GT3 AMR MY2019

PRO Robby Foley TF Sport

N°	In Day Time	In Time	Out Time	Pit Time	T. Pit Time	Handicap	Penalty
1	9:57:52.906	9:57:52.906	10:02:21.301	4:28.395	4:28.395		
2	10:21:16.857	10:21:16.857	10:23:33.095	2:16.238	6:44.633		
3	10:40:46.299	10:40:46.299	10:44:23.302	3:37.003	10:21.636		

100 Jakub Dwernicki Porsche 911 GT3 Cup gen 2

CUPPA Jan Antoszewski Alda Motorsport

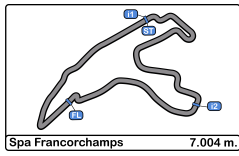
N°	In Day Time	In Time	Out Time	Pit Time	T. Pit Time	Handicap	Penalty
1	10:03:01.031	10:03:01.031	10:06:01.678	3:00.647	3:00.647		
2	10:18:35.703	10:18:35.703	10:21:25.040	2:49.337	5:49.984		
3	10:34:42.239	10:34:42.239	10:37:01.483	2:19.244	8:09.228		
4	10:43:11.040	10:43:11.040	10:44:25.989	1:14.949	9:24.177		

126 Albert Estragués Transam Euro Ford Mustang 2018

CUPAM Three Sixty Racing Team

N°	In Day Time	In Time	Out Time	Pit Time	T. Pit Time	Handicap	Penalty
1	10:04:46.310	10:04:46.310	10:07:38.516	2:52.206	2:52.206		
2	10:23:46.935	10:23:46.935	10:33:59.486	10:12.551	13:04.757		
3	10:42:55.349	10:42:55.349	10:44:47.791	1:52.442	14:57.199		

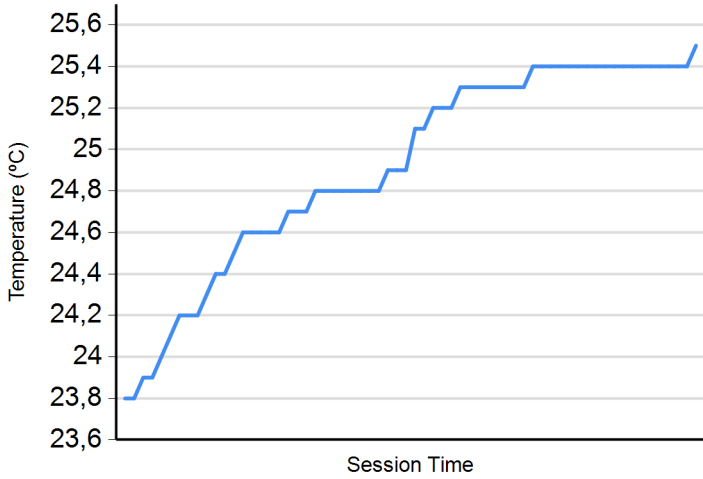




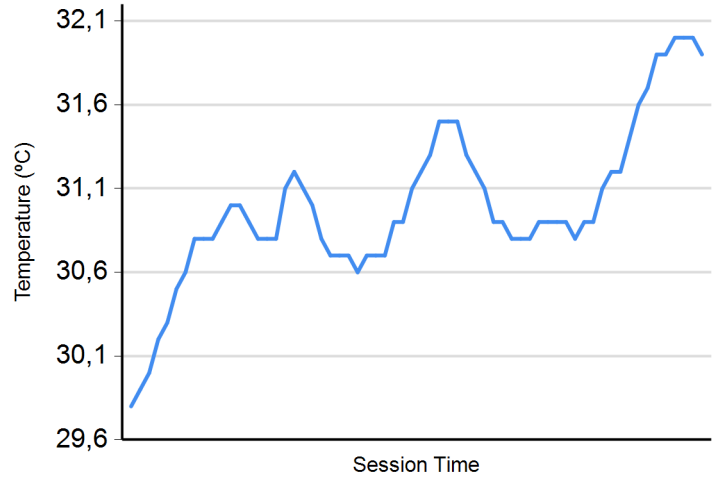
Spa Francorchamps
International GT Open
Free Practice - 1
Weather Report



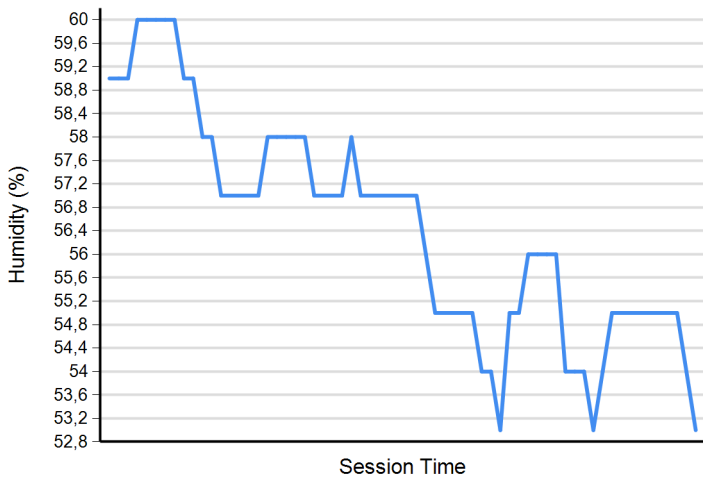
Air Temperature



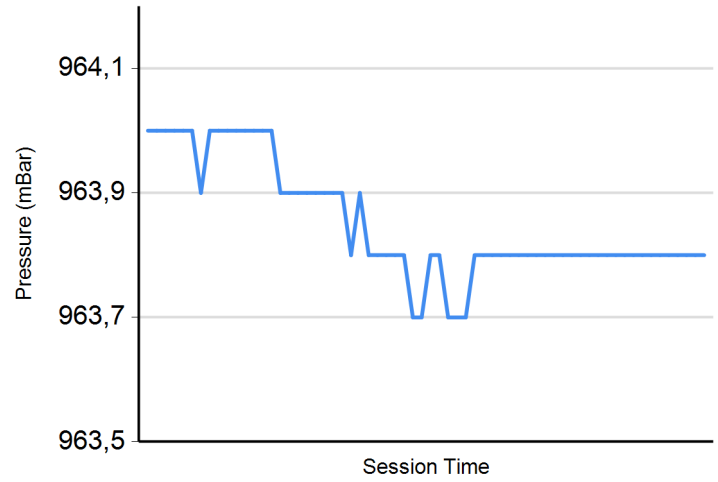
Track Temperature



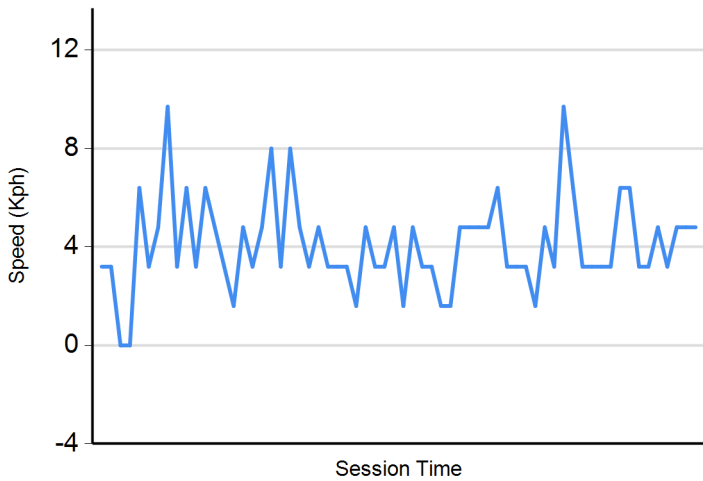
Humidity



Pressure



Wind Speed



Wind direction

North = 0°/360° Est = 90° South = 180° West = 270°

