

Spa Francorchamps
International GT Open
Free Practice - 2
Provisional Results



Cls	Nº	Entrant/Team	Nat	Driver 1	Nat	Driver 2	Nat	Vehicle	Cat	Cls	Laps	Best	Time	Gap	Interval	Km/h
1	47	AKM Motorsport	SRB	Alexander Moiseev	RUS	Loris Spinelli	ITA	Mercedes AMG GT3 - 2020	PROAM	1	21	17	2:19.351			180.9
2	77	Lechner Racing	AUT	Al Faisal Al Zubair	OMN	Andy Soucek	ESP	Porsche 911 GT3-R II 2019	PRO	1	22	7	2:19.377	0.026	0.026	180.9
3	14	AKM Motorsport	SRB	Florian Scholze	DEU	Jens Liebhauser	DEU	Mercedes AMG GT3 - 2020	AM	1	23	12	2:20.281	0.930	0.904	179.7
4	7	Inception Racing	GBR	Brendan Iribe	USA	Ollie Millroy	GBR	McLaren 720 S GT3	PROAM	2	15	4	2:20.361	1.010	0.080	179.6
5	88	JP Motorsport	POL	Patryk Krupinski	POL	Christian Klien	AUT	McLaren 720 S GT3	PROAM	3	14	3	2:20.630	1.279	0.269	179.2
6	11	Reno Racing	DNK	Jens Reno Moller	DNK	Marcus Paverud	NOR	Honda NSX GT3 Evo	PROAM	4	18	7	2:20.683	1.332	0.053	179.2
7	63	Vincenzo Sospiri Racing	ITA	Michele Beretta	ITA	Frederik Schandorff	DNK	Lamborghini Huracan GT3 EVO	PRO	2	19	7	2:20.751	1.400	0.068	179.1
8	19	Vincenzo Sospiri Racing	ITA	Baptiste Moulin	BEL	Yuki Nemoto	JPN	Lamborghini Huracan GT3 EVO	PRO	3	20	7	2:21.406	2.055	0.655	178.3
9	72	Inception Racing	GBR	Nick Moss	GBR	Joe Osborne	GBR	McLaren 720 S GT3	PROAM	5	21	5	2:21.433	2.082	0.027	178.2
10	55	FF Corse	GBR	Laurent de Meeus	BEL	Jaime Stanley	GBR	Ferrari 488 GT3	PROAM	6	20	7	2:21.577	2.226	0.144	178.0
11	22	Balfé Motorsport	GBR	Shaun Balfé	GBR	Adam Carroll	GBR	Audi R8 GT3 LMS 2019	PROAM	7	14	6	2:21.765	2.414	0.188	177.8
12	17	HP Racing International	DEU	Gerhard Tweraser	AUT	Jan Seyffert	DEU	Lamborghini Huracan GT3 EVO	PROAM	8	20	6	2:23.212	3.861	1.447	176.0
13	97	TF Sport	GBR	Michael Dinan	USA	Robby Foley	USA	Aston Martin GT3 AMR MY2019	PRO	4	19	6	2:23.384	4.033	0.172	175.8
14	8	Barone Rampante	ITA	Giuseppe Cipriani	ITA		ITA	Lamborghini Huracan GT3 EVO	AM	2	12	11	2:24.968	5.617	1.584	173.9
15	26	Q1 by EMG Motorsport	BEL	Maciej Darmetko	POL	Artur Janosz	POL	Porsche 911 GT3 Cup gen 2	CUPPA	1	15	9	2:27.540	8.189	2.572	170.8
16	54	Q1 by EMG Motorsport	BEL	Jan Laurysen	BEL	Bas Schouten	NLD	Porsche 992 GT3 Cup	CUPPA	2	18	3	2:28.797	9.446	1.257	169.4
17	24	A&P Racing Team PTT Tech Support	POL	Maciej Blazek	POL	Mateusz Lisowski	POL	Porsche 991 GT3 Cup gen 2	CUPPA	3	15	10	2:29.023	9.672	0.226	169.1
18	53	Q1 by EMG Motorsport	BEL	Nicolas Vandierendonck	BEL	Dirk Schouten	NLD	Porsche 992 GT3 Cup	CUPAM	1	16	15	2:29.294	9.943	0.271	168.8
19	50	Q1 by EMG Motorsport	BEL	Filip Teunkens	BEL	Jaap Van Lagen	BEL	Porsche 992 GT3 Cup	CUPPA	4	10	3	2:30.614	11.263	1.320	167.4
20	44	Eugenio Pisani	ITA	Eugenio Pisani	ITA	Stefano Bozzoni	ITA	Porsche 911 GT3 Cup gen 1	CUPPA	5	15	6	2:31.562	12.211	0.948	166.3
21	100	Alda Motorsport	POL	Jakub Dwernicki	POL	Jan Antoszewski	POL	Porsche 911 GT3 Cup gen 2	CUPPA	6	14	4	2:32.710	13.359	1.148	165.1
22	126	Three Sixty Racing Team	AND	Albert Estragués	ESP		ESP	Transam Euro Ford Mustang 2018	CUPAM	2	14	12	2:32.800	13.449	0.090	165.0
23	27	Three Sixty Racing Team	AND	Marcio Mauro	BRA		BRA	Porsche 911 GT3 Cup gen 2	CUPAM	3	9	7	2:34.470	15.119	1.670	163.2
24	32	Three Sixty Racing Team	AND	Fernando Fortes	BRA		BRA	Porsche 911 GT3 Cup gen 2	CUPAM	4	19	3	2:36.476	17.125	2.006	161.1

*** PENALTIES**

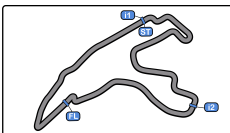
- CAR 126 TIME 2:35.092 DELETED TRACK LIMITS AT T 4
- CAR 32 TIME 2:44.039 DELETED TRACK LIMITS AT T 4
- CAR 126 TIME 2:36.536 DELETED TRACK LIMITS AT T 4
- CAR 72 TIME 5:12.418 DELETED TRACK LIMITS AT T 4
- CAR 32 TIME 2:38.363 DELETED TRACK LIMITS AT T 17
- CAR 17 TIME 2:35.200 DELETED TRACK LIMITS AT T 4
- CAR 24 TIME 2:34.443 DELETED TRACK LIMITS AT T 4
- CAR 50 TIME 2:33.407 DELETED TRACK LIMITS AT T 4 AND 19 - FOLLOWING LAP WILL ALSO BE DELETED
- CAR 77 TIME 2:18.805 DELETED TRACK LIMITS AT T 17

Published at:.....

Track Temp: **43.7 °C** Air Temp: **28.7 °C** Humidity: **46 %** Track Status: **DRY**

Stewards:	Race Director:	Timekeeper: Luis Angel García Nuñez JOB/I-0020-ESP
------------------	-----------------------	--





Spa Francorchamps
International GT Open
Free Practice - 2



Provisional Results

Spa Francorchamps 7.004 m.

- CAR 72 TIME 2:21.123 DELETED TRACK LIMITS AT T 17
- CAR 17 TIME 2:24.552 DELETED TRACK LIMITS AT T 4
- CAR 100 TIME 2:44.367 DELETED TRACK LIMITS AT T 17
- CAR 88 TIME 2:56.802 DELETED TRACK LIMITS AT T 4
- CAR 47 TIME 2:31.181 DELETED TRACK LIMITS AT T 4
- CAR 63 TIME 2:20.931 DELETED TRACK LIMITS AT T 17
- CAR 126 TIME 2:35.629 DELETED TRACK LIMITS AT T 4
- CAR 7 TIME 25:29.485 DELETED TRACK LIMITS AT T 4
- CAR 55 TIME 2:34.171 DELETED TRACK LIMITS AT T 4
- CAR 32 TIME 2:39.388 DELETED TRACK LIMITS AT T 17
- CAR 11 TIME 2:23.044 DELETED TRACK LIMITS AT T 4

Published at:.....

Track Temp: **43.7 °C** Air Temp: **28.7 °C** Humidity: **46 %** Track Status: **DRY**

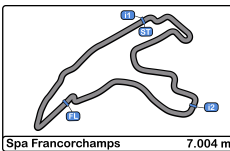
Stewards:

Race Director:

Timekeeper: Luis Angel Garcia Nuñez

JOB/I-0020-ESP





Spa Francorchamps
International GT Open
Free Practice - 2
Provisional Results by Category



Cls	Nº	Entrant/Team	Nat	Driver 1	Nat	Driver 2	Nat	Vehicle	Cat	Cls	Laps	Best	Time	Gap	Interval	Km/h
PRO																
1	77	Lechner Racing	AUT	Al Faisal Al Zubair	QAN	Andy Soucek	ESP	Porsche 911 GT3-R II 2019	PRO	1	22	7	2:19.377			180.9
2	63	Vincenzo Sospiri Racing	ITA	Michele Beretta	ITA	Frederik Schandorff	DNK	Lamborghini Huracan GT3 EVO	PRO	2	19	7	2:20.751	1.374	1.374	179.1
3	19	Vincenzo Sospiri Racing	ITA	Baptiste Moulin	BEL	Yuki Nemoto	JPN	Lamborghini Huracan GT3 EVO	PRO	3	20	7	2:21.406	2.029	0.655	178.3
4	97	TF Sport	GBR	Michael Dinan	USA	Robby Foley	USA	Aston Martin GT3 AMR MY2019	PRO	4	19	6	2:23.384	4.007	1.978	175.8
PROAM																
1	47	AKM Motorsport	GBR	Alexander Moiseev	RUS	Loris Spinelli	ITA	Mercedes AMG GT3 - 2020	PROAM	1	21	17	2:19.351			180.9
2	7	Inception Racing	GBR	Brendan Iribe	USA	Ollie Millroy	GBR	McLaren 720 S GT3	PROAM	2	15	4	2:20.361	1.010	1.010	179.6
3	88	JP Motorsport	POL	Patryk Krupinski	POL	Christian Klien	AUT	McLaren 720 S GT3	PROAM	3	14	3	2:20.630	1.279	0.269	179.2
4	11	Reno Racing	DNK	Jens Reno Moller	DNK	Marcus Paverud	NOR	Honda NSX GT3 Evo	PROAM	4	18	7	2:20.683	1.332	0.053	179.2
5	72	Inception Racing	GBR	Nick Moss	GBR	Joe Osborne	GBR	McLaren 720 S GT3	PROAM	5	21	5	2:21.433	2.082	0.750	178.2
6	55	FF Corse	GBR	Laurent de Meeus	BEL	Jaime Stanley	GBR	Ferrari 488 GT3	PROAM	6	20	7	2:21.577	2.226	0.144	178.0
7	22	Balfé Motorsport	GBR	Shaun Balfé	GBR	Adam Carroll	GBR	Audi R8 GT3 LMS 2019	PROAM	7	14	6	2:21.765	2.414	0.188	177.8
8	17	HP Racing International	DEU	Gerhard Tweraser	AUT	Jan Seyffert	DEU	Lamborghini Huracan GT3 EVO	PROAM	8	20	6	2:23.212	3.861	1.447	176.0
AM																
1	14	AKM Motorsport	GBR	Florian Scholze	DEU	Jens Liebhauser	DEU	Mercedes AMG GT3 - 2020	AM	1	23	12	2:20.281			179.7
2	8	Barone Rampante	ITA	Giuseppe Cipriani	ITA			Lamborghini Huracan GT3 EVO	AM	2	12	11	2:24.968	4.687	4.687	173.9
CUPPA																
1	26	Q1 by EMG Motorsport	BEL	Maciej Darnetko	POL	Artur Janosz	POL	Porsche 911 GT3 Cup gen 2	CUPPA	1	15	9	2:27.540			170.8
2	54	Q1 by EMG Motorsport	BEL	Jan Laurysen	BEL	Bas Schouten	NLD	Porsche 992 GT3 Cup	CUPPA	2	18	3	2:28.797	1.257	1.257	169.4
3	24	A&P Racing Team PTT Tech Support	POL	Maciej Blazek	POL	Mateusz Lisowski	POL	Porsche 991 GT3 Cup gen 2	CUPPA	3	15	10	2:29.023	1.483	0.226	169.1
4	50	Q1 by EMG Motorsport	BEL	Filip Teunkens	BEL	Jaap Van Lagen	BEL	Porsche 992 GT3 Cup	CUPPA	4	10	3	2:30.614	3.074	1.591	167.4
5	44	Eugenio Pisani	ITA	Eugenio Pisani	ITA	Stefano Bozzoni	ITA	Porsche 911 GT3 Cup gen 1	CUPPA	5	15	6	2:31.562	4.022	0.948	166.3
6	100	Alda Motorsport	POL	Jakub Dwernicki	POL	Jan Antoszewski	POL	Porsche 911 GT3 Cup gen 2	CUPPA	6	14	4	2:32.710	5.170	1.148	165.1
CUPAM																
1	53	Q1 by EMG Motorsport	BEL	Nicolas Vandierendonck	BEL	Dirk Schouten	NLD	Porsche 992 GT3 Cup	CUPAM	1	16	15	2:29.294			168.8
2	126	Three Sixty Racing Team	AND	Albert Estragués	ESP			Transam Euro Ford Mustang 2018	CUPAM	2	14	12	2:32.800	3.506	3.506	165.0
3	27	Three Sixty Racing Team	BRA	Marcio Mauro	BRA			Porsche 911 GT3 Cup gen 2	CUPAM	3	9	7	2:34.470	5.176	1.670	163.2
4	32	Three Sixty Racing Team	BRA	Fernando Fortes	BRA			Porsche 911 GT3 Cup gen 2	CUPAM	4	19	3	2:36.476	7.182	2.006	161.1

*** PENALTIES**

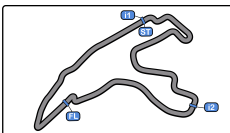
CAR 126 TIME 2:35.092 DELETED TRACK LIMITS AT T 4

Published at:.....

Track Temp: 43.7 °C Air Temp: 28.7 °C Humidity: 46 % Track Status: DRY

Stewards:	Race Director:	Timekeeper: Luis Angel García Nuñez JOB/I-0020-ESP
------------------	-----------------------	--





Spa Francorchamps
International GT Open
Free Practice - 2



Provisional Results by Category

Spa Francorchamps 7.004 m

- CAR 32 TIME 2:44.039 DELETED TRACK LIMITS AT T 4
- CAR 126 TIME 2:36.536 DELETED TRACK LIMITS AT T 4
- CAR 72 TIME 5:12.418 DELETED TRACK LIMITS AT T 4
- CAR 32 TIME 2:38.363 DELETED TRACK LIMITS AT T 17
- CAR 17 TIME 2:35.200 DELETED TRACK LIMITS AT T 4
- CAR 24 TIME 2:34.443 DELETED TRACK LIMITS AT T 4
- CAR 50 TIME 2:33.407 DELETED TRACK LIMITS AT T 4 AND 19 - FOLLOWING LAP WILL ALSO BE DELETED
- CAR 77 TIME 2:18.805 DELETED TRACK LIMITS AT T 17
- CAR 72 TIME 2:21.123 DELETED TRACK LIMITS AT T 17
- CAR 17 TIME 2:24.552 DELETED TRACK LIMITS AT T 4
- CAR 100 TIME 2:44.367 DELETED TRACK LIMITS AT T 17
- CAR 88 TIME 2:56.802 DELETED TRACK LIMITS AT T 4
- CAR 47 TIME 2:31.181 DELETED TRACK LIMITS AT T 4
- CAR 63 TIME 2:20.931 DELETED TRACK LIMITS AT T 17
- CAR 126 TIME 2:35.629 DELETED TRACK LIMITS AT T 4
- CAR 7 TIME 25:29.485 DELETED TRACK LIMITS AT T 4
- CAR 55 TIME 2:34.171 DELETED TRACK LIMITS AT T 4
- CAR 32 TIME 2:39.388 DELETED TRACK LIMITS AT T 17
- CAR 11 TIME 2:23.044 DELETED TRACK LIMITS AT T 4

Published at:.....

Track Temp: **43.7 °C** Air Temp: **28.7 °C** Humidity: **46 %** Track Status: **DRY**

Stewards:

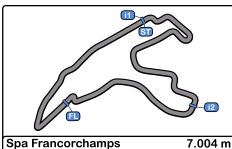
Race Director:

Timekeeper:

Luís Angel García Nuñez

JOB/I-0020-ESP





Spa Francorchamps
International GT Open
Free Practice - 2
Provisional Results by Class



Cls	Nº	Entrant/Team	Nat	Driver 1	Nat	Driver 2	Nat	Vehicle	Cat	Cls	Laps	Best	Time	Gap	Interval	Km/h
-----	----	--------------	-----	----------	-----	----------	-----	---------	-----	-----	------	------	------	-----	----------	------

International GT Open																
1	47	AKM Motorsport	GBR	Alexander Moiseev	RUS	Loris Spinelli	ITA	Mercedes AMG GT3 - 2020	PROAM	1	21	17	2:19.351			180.9
2	77	Lechner Racing	AUT	Al Faisal Al Zubair	OMN	Andy Soucek	ESP	Porsche 911 GT3-R II 2019	PRO	1	22	7	2:19.377	0.026	0.026	180.9
3	14	AKM Motorsport	GBR	Florian Scholze	DEU	Jens Liebhauser	DEU	Mercedes AMG GT3 - 2020	AM	1	23	12	2:20.281	0.930	0.904	179.7
4	7	Inception Racing	GBR	Brendan Iribe	USA	Ollie Millroy	GBR	McLaren 720 S GT3	PROAM	2	15	4	2:20.361	1.010	0.080	179.6
5	88	JP Motorsport	POL	Patryk Krupinski	POL	Christian Klien	AUT	McLaren 720 S GT3	PROAM	3	14	3	2:20.630	1.279	0.269	179.2
6	11	Reno Racing	DNK	Jens Reno Moller	DNK	Marcus Paverud	NOR	Honda NSX GT3 Evo	PROAM	4	18	7	2:20.683	1.332	0.053	179.2
7	63	Vincenzo Sospiri Racing	ITA	Michele Beretta	ITA	Frederik Schandorff	DNK	Lamborghini Huracan GT3 EVO	PRO	2	19	7	2:20.751	1.400	0.068	179.1
8	19	Vincenzo Sospiri Racing	ITA	Baptiste Moulin	BEL	Yuki Nemoto	JPN	Lamborghini Huracan GT3 EVO	PRO	3	20	7	2:21.406	2.055	0.655	178.3
9	72	Inception Racing	GBR	Nick Moss	GBR	Joe Osborne	GBR	McLaren 720 S GT3	PROAM	5	21	5	2:21.433	2.082	0.027	178.2
10	55	FF Corse	GBR	Laurent de Meeus	BEL	Jaime Stanley	GBR	Ferrari 488 GT3	PROAM	6	20	7	2:21.577	2.226	0.144	178.0
11	22	Balfe Motorsport	GBR	Shaun Balfe	GBR	Adam Carroll	GBR	Audi R8 GT3 LMS 2019	PROAM	7	14	6	2:21.765	2.414	0.188	177.8
12	17	HP Racing International	DEU	Gerhard Tweraser	AUT	Jan Seyffert	DEU	Lamborghini Huracan GT3 EVO	PROAM	8	20	6	2:23.212	3.861	1.447	176.0
13	97	TF Sport	GBR	Michael Dinan	USA	Robby Foley	USA	Aston Martin GT3 AMR MY2019	PRO	4	19	6	2:23.384	4.033	0.172	175.8
14	8	Barone Rampante	ITA	Giuseppe Cipriani	ITA			Lamborghini Huracan GT3 EVO	AM	2	12	11	2:24.968	5.617	1.584	173.9

GT Open Cup Europe																
1	26	Q1 by EMG Motorsport	BEL	Maciej Darmetko	POL	Artur Janosz	POL	Porsche 911 GT3 Cup gen 2	CUPPA	1	15	9	2:27.540			170.8
2	54	Q1 by EMG Motorsport	BEL	Jan Lauryszen	BEL	Bas Schouten	NLD	Porsche 992 GT3 Cup	CUPPA	2	18	3	2:28.797	1.257	1.257	169.4
3	24	A&P Racing Team PTT Tech Support	POL	Maciej Blazek	POL	Mateusz Lisowski	POL	Porsche 991 GT3 Cup gen 2	CUPPA	3	15	10	2:29.023	1.483	0.226	169.1
4	53	Q1 by EMG Motorsport	BEL	Nicolas Vandierendonck	BEL	Dirk Schouten	NLD	Porsche 992 GT3 Cup	CUPAM	1	16	15	2:29.294	1.754	0.271	168.8
5	50	Q1 by EMG Motorsport	BEL	Filip Teunkens	BEL	Jaap Van Lagen	BEL	Porsche 992 GT3 Cup	CUPPA	4	10	3	2:30.614	3.074	1.320	167.4
6	44	Eugenio Pisani	ITA	Eugenio Pisani	ITA	Stefano Bozzoni	ITA	Porsche 911 GT3 Cup gen 1	CUPPA	5	15	6	2:31.562	4.022	0.948	166.3
7	100	Alda Motorsport	POL	Jakub Dwernicki	POL	Jan Antoszewski	POL	Porsche 911 GT3 Cup gen 2	CUPPA	6	14	4	2:32.710	5.170	1.148	165.1
8	126	Three Sixty Racing Team	AND	Albert Estragués	ESP			Transam Euro Ford Mustang 2018	CUPAM	2	14	12	2:32.800	5.260	0.090	165.0
9	27	Three Sixty Racing Team	AND	Marcio Mauro	BRA			Porsche 911 GT3 Cup gen 2	CUPAM	3	9	7	2:34.470	6.930	1.670	163.2
10	32	Three Sixty Racing Team	AND	Fernando Fortes	BRA			Porsche 911 GT3 Cup gen 2	CUPAM	4	19	3	2:36.476	8.936	2.006	161.1

*** PENALTIES**

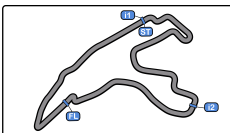
- CAR 126 TIME 2:35.092 DELETED TRACK LIMITS AT T 4
- CAR 32 TIME 2:44.039 DELETED TRACK LIMITS AT T 4
- CAR 126 TIME 2:36.536 DELETED TRACK LIMITS AT T 4
- CAR 72 TIME 5:12.418 DELETED TRACK LIMITS AT T 4
- CAR 32 TIME 2:38.363 DELETED TRACK LIMITS AT T 17

Published at:.....

Track Temp: 43.7 °C Air Temp: 28.7 °C Humidity: 46 % Track Status: DRY

Stewards:	Race Director:	Timekeeper: Luis Angel García Nuñez JOB/I-0020-ESP
------------------	-----------------------	--





Spa Francorchamps
International GT Open
Free Practice - 2



Provisional Results by Class

Spa Francorchamps 7.004 m.

- CAR 17 TIME 2:35.200 DELETED TRACK LIMITS AT T 4
- CAR 24 TIME 2:34.443 DELETED TRACK LIMITS AT T 4
- CAR 50 TIME 2:33.407 DELETED TRACK LIMITS AT T 4 AND 19 - FOLLOWING LAP WILL ALSO BE DELETED
- CAR 77 TIME 2:18.805 DELETED TRACK LIMITS AT T 17
- CAR 72 TIME 2:21.123 DELETED TRACK LIMITS AT T 17
- CAR 17 TIME 2:24.552 DELETED TRACK LIMITS AT T 4
- CAR 100 TIME 2:44.367 DELETED TRACK LIMITS AT T 17
- CAR 88 TIME 2:56.802 DELETED TRACK LIMITS AT T 4
- CAR 47 TIME 2:31.181 DELETED TRACK LIMITS AT T 4
- CAR 63 TIME 2:20.931 DELETED TRACK LIMITS AT T 17
- CAR 126 TIME 2:35.629 DELETED TRACK LIMITS AT T 4
- CAR 7 TIME 25:29.485 DELETED TRACK LIMITS AT T 4
- CAR 55 TIME 2:34.171 DELETED TRACK LIMITS AT T 4
- CAR 32 TIME 2:39.388 DELETED TRACK LIMITS AT T 17
- CAR 11 TIME 2:23.044 DELETED TRACK LIMITS AT T 4

Published at:.....

Track Temp: **43.7 °C** Air Temp: **28.7 °C** Humidity: **46 %** Track Status: **DRY**

Stewards:

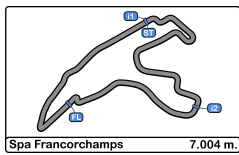
Race Director:

Timekeeper:

Luís Angel García Nuñez

JOB/I-0020-ESP



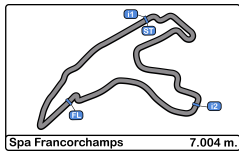


Spa Francorchamps
International GT Open
Free Practice - 2
Lap Analysis



7							14									
PROAM			Inception Racing				AM			AKM Motorsport						
Lap	D	Time	Sector 1	Sector 2	Sector 3	T. Spd	Elapsed	Lap	D	Time	Sector 1	Sector 2	Sector 3	T. Spd	Elapsed	
Brendan Iribe McLaren 720 S GT3							Florian Scholze Mercedes AMG GT3 - 2020									
Ollie Millroy							Jens Liebhauser									
1		14:22:51.911	14:21:04.493	1:06.672	40.746	251.1	14:22:51.911	1		14:22:43.351	14:20:49.686	1:08.334	45.331	243.7	14:22:43.351	
2		2:21.345	40.450	1:04.937	35.958	258.3	14:25:13.256	2		3:22.101	1:35.430	1:09.373	37.298	252.9	14:26:05.452	
3		2:28.716	39.926	1:05.112	43.678	260.2	14:27:41.972	3		2:24.503	40.672	1:06.723	37.108	253.5	14:28:29.955	
4		2:20.361	39.815	1:04.672	35.874	260.2	14:30:02.333	4		2:25.168	40.539	1:08.007	36.622	257.1	14:30:55.123	
5		2:27.627 P	39.840	1:05.592	42.195	260.2	14:32:29.960	5		2:24.530	40.993	1:06.666	36.871	252.3	14:33:19.653	
6		2:29.485	23:44.584	1:07.654	37.247	250.5	14:57:59.445	6		2:24.531	40.625	1:06.863	37.043	254.7	14:35:44.184	
7		2:24.176	40.548	1:06.469	37.159	258.9	15:00:23.621	7		2:23.006	40.310	1:06.244	36.452	255.9	14:38:07.190	
8		2:22.788	39.984	1:06.121	36.683	260.8	15:02:46.409	8		2:22.675	40.061	1:05.863	36.751	258.3	14:40:29.865	
9		2:21.804	39.846	1:05.609	36.349	260.8	15:05:08.213	9		2:32.960 P	40.274	1:06.506	46.180	254.1	14:43:02.825	
10		2:22.491	39.870	1:05.733	36.888	260.2	15:07:30.704	10		4:26.643	2:41.493	1:08.436	36.714	247.7	14:47:29.468	
11		2:22.388	40.013	1:06.155	36.220	261.5	15:09:53.092	11		2:22.585	40.178	1:06.117	36.290	255.9	14:49:52.053	
12		2:22.700	40.082	1:05.990	36.628	259.6	15:12:15.792	12		2:20.281	39.650	1:04.712	35.919	257.7	14:52:12.334	
13		2:23.227	39.897	1:06.199	37.131	260.2	15:14:39.019	13		2:29.174 P	40.003	1:06.018	43.153	252.9	14:54:41.508	
14		2:33.681 P	40.066	1:09.930	43.685	259.6	15:17:12.700	14		4:32.621	2:48.793	1:06.892	36.936	252.3	14:59:14.129	
15		3:34.062 P	1:44.825	1:05.212	44.025	254.1	15:20:46.762	15		2:22.552	40.530	1:05.926	36.096	254.1	15:01:36.681	
8							16									
Giuseppe Cipriani Lamborghini Huracan GT3 EVO							Gerhard Tweraser Lamborghini Huracan GT3 EVO									
AM							Barone Rampante									
Lap	D	Time	Sector 1	Sector 2	Sector 3	T. Spd	Elapsed	Lap	D	Time	Sector 1	Sector 2	Sector 3	T. Spd	Elapsed	
1		14:27:29.592	14:25:37.299	1:12.796	39.497	223.1	14:27:29.592	16		2:21.603	40.012	1:05.287	36.304	255.9	15:03:58.284	
2		2:34.474	44.148	1:10.641	39.685	194.2	14:30:04.066	17		2:23.658	40.110	1:07.109	36.439	256.5	15:06:21.942	
3		2:39.512 P	43.055	1:07.864	48.593	251.7	14:32:43.578	18		2:22.375	40.029	1:05.848	36.498	256.5	15:08:44.317	
4		5:52.711	4:05.487	1:09.170	38.054	248.8	14:38:36.289	19		2:21.222	39.942	1:05.354	35.926	255.3	15:11:05.539	
5		2:27.308	42.772	1:07.083	37.453	250.5	14:41:03.597	20		2:21.193	39.804	1:05.001	36.388	252.3	15:13:26.732	
6		2:33.655 P	41.757	1:06.720	45.178	253.5	14:43:37.252	21		2:22.809	40.080	1:06.243	36.486	254.1	15:15:49.541	
7		5:17.499	3:32.501	1:07.751	37.247	242.6	14:48:54.751	22		2:22.502	39.895	1:06.172	36.435	255.3	15:18:12.043	
8		2:25.333	41.901	1:06.152	37.280	250.5	14:51:20.084	23		2:33.103 P	40.100	1:08.147	44.856	254.7	15:20:45.146	
9		2:25.378	41.661	1:05.789	37.928	250.5	14:53:45.462	17								
10		2:26.020	43.466	1:05.920	36.634	250.5	14:56:11.482	PROAM								
11		2:24.968	41.307	1:06.031	37.630	251.1	14:58:36.450	Jan Seyffert HP Racing International								
12		2:39.713 P	41.573	1:07.807	50.333	248.8	15:01:16.163	<th>Lap</th> <th>D</th> <th>Time</th> <th>Sector 1</th> <th>Sector 2</th> <th>Sector 3</th> <th>T. Spd</th> <th>Elapsed</th>	Lap	D	Time	Sector 1	Sector 2	Sector 3	T. Spd	Elapsed
11							5									
Jens Reno Moller Honda NSX GT3 Evo							6									
PROAM							7									
Marcus Paverud							Reno Racing									
Lap	D	Time	Sector 1	Sector 2	Sector 3	T. Spd	Elapsed	1		14:23:43.969	14:21:57.779	1:08.859	37.331	231.7	14:23:43.969	
1		14:22:45.378	14:20:58.799	1:08.834	37.745	233.2	14:22:45.378	2		2:24.552	41.170	1:05.821	37.561	246.5	14:26:08.521	
2		2:23.910	40.426	1:06.361	37.123	257.1	14:25:09.288	3		2:26.384	40.772	1:05.362	40.250	249.4	14:28:34.905	
3		2:23.283	40.547	1:06.371	36.365	257.1	14:27:32.571	4		2:36.200 P	40.758	1:09.378	45.064	248.8	14:31:10.105	
4		2:21.979	40.272	1:05.324	36.383	255.9	14:29:54.550	5		4:45.808	3:01.947	1:07.411	36.450	240.0	14:35:55.913	
5		2:30.432 P	40.228	1:06.675	43.529	254.1	14:32:24.982	6		2:23.212	40.835	1:05.552	36.825	247.7	14:38:19.125	
6		3:47.479	2:02.723	1:07.205	37.551	252.9	14:36:12.461	7		2:33.047 P	43.057	1:05.758	44.232	246.5	14:40:52.172	
7		2:20.683	39.703	1:04.484	36.496	257.7	14:38:33.144	8		3:36.142	1:52.352	1:07.004	36.786	247.7	14:44:28.314	
8		2:26.193 P	39.679	1:03.998	42.516	260.2	14:40:59.337	9		2:31.933 P	40.813	1:05.977	45.143	248.2	14:47:00.247	
9		5:37.430	3:54.278	1:06.846	36.306	249.4	14:46:36.767	10		8:10.929	6:22.640	1:10.077	38.212	238.9	14:55:11.176	
10		2:22.210	39.837	1:06.029	36.344	259.6	14:48:58.977	11		2:27.939	42.049	1:08.161	37.729	243.7	14:57:39.115	
11		2:23.884	40.609	1:06.524	36.751	256.5	14:51:22.861	12		2:25.858	41.525	1:06.961	37.372	246.0	15:00:04.973	
12		2:23.044	39.772	1:05.769	37.503	260.8	14:53:45.905	13		2:26.055	41.654	1:07.219	37.182	244.8	15:02:31.028	
13		2:31.469 P	40.550	1:05.934	44.985	257.1	14:56:17.374	14		2:25.365	41.575	1:06.732	37.058	245.4	15:04:56.393	
14		13:14.671	10:49.877	1:31.478	53.316	103.7	15:09:32.045	15		2:24.731	41.487	1:06.101	37.143	245.4	15:07:21.124	
15		3:21.859	1:00.709	1:27.156	53.994	113.2	15:12:53.904	16		2:25.088	41.357	1:06.671	37.060	245.4	15:09:46.212	
16		2:36.593 P	42.729	1:08.482	45.382	251.7	15:15:30.497	17		2:31.862 P	41.025	1:06.709	44.128	245.4	15:12:18.074	
17		3:37.003	1:54.136	1:05.680	37.187	250.5	15:19:07.500	18		4:01.726	2:17.516	1:06.915	37.295	241.6	15:16:19.800	
18		2:21.383	40.255	1:04.673	36.455	254.7	15:21:28.883	19		2:24.412	41.334	1:06.112	36.966	243.7	15:18:44.212	
								20		2:24.993	41.212	1:06.666	37.115	242.6	15:21:09.205	





Spa Francorchamps
International GT Open
Free Practice - 2
Lap Analysis

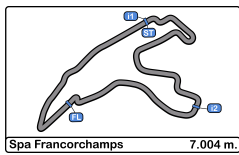


19 Baptiste Moulin Lamborghini Huracan GT3 EVO **24** Maciej Blazek Porsche 991 GT3 Cup gen 2

PRO							CUPPA						A&P Racing Team PTT Tech		
Lap	D	Time	Sector 1	Sector 2	Sector 3	T. Spd	Elapsed	Lap	D	Time	Sector 1	Sector 2	Sector 3	T. Spd	Elapsed
1		14:23:19.452	14:21:33.945	1:08.782	36.725	242.6	14:23:19.452	1		14:23:12.708	14:21:09.000	1:17.155	46.553	152.7	14:23:12.708
2		2:24.733	41.140	1:07.342	36.251	251.1	14:25:44.185	2		2:37.470	44.839	1:12.507	40.124	238.9	14:25:50.178
3		2:21.657	40.537	1:04.535	36.585	250.0	14:28:05.842	3		2:37.961	45.078	1:13.105	39.778	242.6	14:28:28.139
4		2:29.950 P	40.255	1:05.233	44.462	252.3	14:30:35.792	4		2:34.443	43.532	1:11.825	39.086	242.6	14:31:02.582
5		5:10.439	3:28.988	1:04.907	36.544	251.1	14:35:46.231	5		2:35.344	44.022	1:11.773	39.549	242.1	14:33:37.926
6		2:23.783	40.199	1:05.240	38.344	254.7	14:38:10.014	6		2:37.424	43.733	1:12.653	41.038	241.6	14:36:15.350
7		2:21.406	40.193	1:04.947	36.266	254.1	14:40:31.420	7		2:36.177	44.064	1:12.375	39.738	240.0	14:38:51.527
8		2:32.686 P	40.220	1:05.384	47.082	252.9	14:43:04.106	8		2:42.922 P	43.720	1:12.661	46.541	243.2	14:41:34.449
9		4:52.231	3:08.229	1:07.163	36.839	243.2	14:47:56.337	9		3:58.997	2:12.047	1:08.798	38.152	242.1	14:45:33.446
10		2:23.944	40.773	1:06.351	36.820	251.1	14:50:20.281	10		2:29.023	42.219	1:08.726	38.078	245.4	14:48:02.469
11		2:23.154	40.518	1:06.036	36.600	252.3	14:52:43.435	11		2:29.579	42.128	1:09.062	38.389	247.1	14:50:32.048
12		2:25.454	40.300	1:08.551	36.603	255.3	14:55:08.889	12		2:29.945	42.217	1:09.346	38.382	247.7	14:53:01.993
13		2:35.831 P	41.070	1:08.860	45.901	248.8	14:57:44.720	13		2:29.343	42.104	1:08.996	38.243	247.1	14:55:31.336
14		4:42.283	2:58.537	1:07.111	36.635	244.3	15:02:27.003	14		2:38.359 P	43.576	1:10.906	43.877	203.3	14:58:09.695
15		2:24.744	40.739	1:06.893	37.112	250.0	15:04:51.747	15		3:16.939 P	1:23.488	1:09.287	44.164	245.4	15:01:26.634
16		2:23.557	40.592	1:06.159	36.806	251.1	15:07:15.304	26 Maciej Darmetko Porsche 911 GT3 Cup gen 2							
17		2:23.018	40.688	1:05.879	36.451	250.0	15:09:38.322	CUPPA Artur Janosz Q1 by EMG Motorsport							
18		2:35.959	41.046	1:08.379	46.534	247.1	15:12:14.281	Lap D Time Sector 1 Sector 2 Sector 3 T. Spd Elapsed							
19		2:24.337	40.431	1:05.765	38.141	248.8	15:14:38.618	1		14:23:53.265	14:21:59.003	1:13.990	40.272	226.4	14:23:53.265
20		3:45.012 P	40.646	1:08.544	1:55.822	250.5	15:18:23.630	2		2:34.034	43.588	1:11.357	39.089	243.7	14:26:27.299

PROAM							CUPAM						Three Sixty Racing Team		
Lap	D	Time	Sector 1	Sector 2	Sector 3	T. Spd	Elapsed	Lap	D	Time	Sector 1	Sector 2	Sector 3	T. Spd	Elapsed
1		14:24:21.490	14:22:34.912	1:08.046	38.532	245.4	14:24:21.490	1		14:23:30.328	14:21:28.689	1:19.570	42.069	169.2	14:23:30.328
2		2:22.853	40.493	1:06.097	36.263	254.7	14:26:44.343	2		2:40.694	44.848	1:13.706	42.140	236.8	14:26:11.022
3		2:30.023 P	40.367	1:06.628	43.028	257.7	14:29:14.366	3		2:35.235	43.818	1:10.983	40.434	241.0	14:28:46.257
4		3:36.369	1:54.453	1:05.562	36.354	249.4	14:32:50.735	4		2:35.978	44.072	1:11.980	39.926	238.9	14:31:22.235
5		2:22.426	40.561	1:05.657	36.208	252.9	14:35:13.161	5		3:16.985 P	43.981	1:25.667	1:07.337	238.9	14:34:39.220
6		2:21.765	40.400	1:05.261	36.104	254.1	14:37:34.926	6		8:57.118	7:02.268	1:14.463	40.387	232.7	14:43:36.338
7		2:28.821 P	40.305	1:05.367	43.149	256.5	14:40:03.747	7		2:34.470	43.729	1:11.076	39.665	239.4	14:46:10.808
8		4:06.158	2:19.800	1:08.980	37.378	203.7	14:44:09.905	8		3:25.281 P	47.482	1:32.323	1:05.476	198.8	14:49:36.089
9		2:24.818	40.974	1:06.060	37.784	252.3	14:46:34.723	9		20:59.960 P	18:31.617	1:25.187	1:03.156	186.8	15:10:36.049
10		2:23.762	40.864	1:06.094	36.804	253.5	14:48:58.485	27 Marcio Mauro Porsche 911 GT3 Cup gen 2							
11		2:31.488	41.703	1:07.791	41.994	254.7	14:51:29.973	CUPAM Three Sixty Racing Team							
12		2:24.296	40.990	1:06.152	37.154	254.1	14:53:54.269	Lap D Time Sector 1 Sector 2 Sector 3 T. Spd Elapsed							
13		2:22.984	40.448	1:05.714	36.822	254.7	14:56:17.253	1		14:23:30.328	14:21:28.689	1:19.570	42.069	169.2	14:23:30.328
14		2:52.183 P	44.127	1:14.355	53.701	225.4	14:59:09.436	2		2:40.694	44.848	1:13.706	42.140	236.8	14:26:11.022





Spa Francorchamps
International GT Open
Free Practice - 2
Lap Analysis



32

Fernando Fortes

Porsche 911 GT3 Cup gen 2

47

Alexander Moiseev

Mercedes AMG GT3 - 2020

CUPAM

Three Sixty Racing Team

PROAM

Loris Spinelli

AKM Motorsport

Lap	D	Time	Sector 1	Sector 2	Sector 3	T. Spd	Elapsed	Lap	D	Time	Sector 1	Sector 2	Sector 3	T. Spd	Elapsed
1		14:23:31.595	14:21:30.075	1:19.399	42.121	187.8	14:23:31.595	1		14:22:40.608	14:20:52.337	1:09.914	38.357	235.8	14:22:40.608
2		2:40.264	44.542	1:14.204	41.518	231.2	14:26:11.859	2		2:28.181	41.733	1:08.529	37.919	247.1	14:25:08.789
3		2:36.476	44.425	1:12.396	39.655	234.7	14:28:48.335	3		2:26.346	40.567	1:08.563	37.216	252.9	14:27:35.135
4		2:39.363	43.491	1:11.833	43.039	240.0	14:31:26.698	4		2:25.023	40.462	1:07.554	37.007	254.1	14:30:00.158
5		2:44.039	44.660	1:18.270	41.109	236.8	14:34:10.737	5		2:25.509	40.481	1:07.935	37.093	251.7	14:32:25.667
6		2:48.891 P	44.442	1:12.608	51.841	239.4	14:36:59.628	6		2:24.138	40.334	1:06.854	36.950	255.9	14:34:49.805
7		7:33.904 P	5:22.967	1:16.081	54.856	148.7	14:44:33.532	7		2:24.000	40.303	1:06.833	36.864	254.1	14:37:13.805
8		5:12.960	3:17.137	1:15.228	40.595	203.0	14:49:46.492	8		2:34.184 P	40.435	1:07.151	43.595	253.5	14:39:44.986
9		2:40.162	45.098	1:14.213	40.851	155.6	14:52:26.654	9		6:16.859	4:32.339	1:07.617	36.903	244.3	14:46:01.845
10		2:39.388	45.826	1:13.136	40.426	219.0	14:55:06.042	10		2:24.484	40.928	1:06.688	36.868	251.7	14:48:26.329
11		2:40.629	44.678	1:14.822	41.129	238.9	14:57:46.671	11		2:23.835	40.676	1:06.093	37.066	252.9	14:50:50.164
12		2:40.777	45.200	1:12.953	42.624	235.8	15:00:27.448	12		2:23.814	40.629	1:06.156	37.029	253.5	14:53:13.978
13		2:37.717	44.641	1:12.799	40.277	240.0	15:03:05.165	13		2:23.152	40.432	1:06.067	36.653	253.5	14:55:37.130
14		2:40.363	45.480	1:13.745	41.138	235.8	15:05:45.528	14		2:43.444 P	40.250	1:05.954	57.240	254.1	14:58:20.574
15		2:51.606 P	44.896	1:13.508	53.202	237.3	15:08:37.134	15		6:17.718	4:36.231	1:05.631	35.856	241.6	15:04:38.292
16		4:30.822	2:37.511	1:12.177	41.134	229.2	15:13:07.956	16		2:19.756	40.020	1:04.277	35.459	254.1	15:06:58.048
17		2:38.436	46.088	1:12.365	39.983	222.2	15:15:46.392	17		2:19.351	39.932	1:03.923	35.496	255.3	15:09:17.399
18		2:37.225	44.264	1:12.624	40.337	242.1	15:18:23.617	18		2:19.784	39.928	1:04.145	35.711	254.1	15:11:37.183
19		2:41.878	44.246	1:15.942	41.690	238.9	15:21:05.495	19		2:28.373 P	40.334	1:05.230	42.809	251.7	15:14:05.556
20								20		4:14.586	2:29.216	1:04.891	40.479	253.5	15:18:20.142
21								21		2:19.828	39.701	1:04.197	35.930	254.7	15:20:39.970

44

Eugenio Pisani

Porsche 911 GT3 Cup gen 1

CUPPA

Stefano Bozzoni

Eugenio Pisani

Lap	D	Time	Sector 1	Sector 2	Sector 3	T. Spd	Elapsed
1		14:32:00.527 P	14:29:42.051	1:21.115	57.361	141.7	14:32:00.527
2		5:02.642	3:07.447	1:15.861	39.334	180.6	14:37:03.169
3		2:32.732	42.965	1:10.452	39.315	241.6	14:39:35.901
4		2:32.068	42.731	1:10.474	38.863	243.7	14:42:07.969
5		2:35.020	42.625	1:13.168	39.227	242.1	14:44:42.989
6		2:31.562	42.431	1:10.572	38.559	244.3	14:47:14.551
7		2:41.435 P	42.504	1:11.449	47.482	241.6	14:49:55.986
8		5:00.123	2:58.771	1:17.438	43.914	221.7	14:54:56.109
9		2:55.720	47.266	1:20.841	47.613	222.6	14:57:51.829
10		2:42.788	45.943	1:14.885	41.960	231.7	15:00:34.617
11		3:00.404 P	45.877	1:21.099	53.428	223.1	15:03:35.021
12		4:17.942	2:18.098	1:15.619	44.225	215.1	15:07:52.963
13		2:54.029 P	45.645	1:19.159	49.225	229.2	15:10:46.992
14		6:45.912	4:55.438	1:11.359	39.115	241.6	15:17:32.904
15		2:32.617	42.995	1:10.534	39.088	240.0	15:20:05.521

50

Filip Teunkens

Porsche 992 GT3 Cup

CUPPA

Jaap Van Lagen

Q1 by EMG Motorsport

Lap	D	Time	Sector 1	Sector 2	Sector 3	T. Spd	Elapsed
1		14:28:29.350	14:26:27.242	1:19.850	42.258	153.8	14:28:29.350
2		2:33.407	43.761	1:10.988	38.658	242.6	14:31:02.757
3		2:30.614	42.703	1:09.408	38.503	243.7	14:33:33.371
4		2:42.313 P	42.841	1:10.843	48.629	244.3	14:36:15.684
5		11:05.209	9:12.867	1:12.509	39.833	238.4	14:47:20.893
6		2:33.223	43.142	1:10.663	39.418	242.1	14:49:54.116
7		2:33.703	43.645	1:10.852	39.206	240.5	14:52:27.819
8		2:33.078	43.163	1:10.862	39.053	243.2	14:55:00.897
9		2:36.164	45.030	1:11.831	39.303	236.8	14:57:37.061
10		2:44.020 P	43.430	1:12.262	48.328	214.7	15:00:21.081

53

Nicolas Vandierendonck

Porsche 992 GT3 Cup

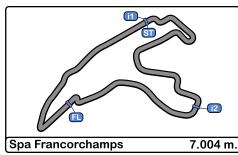
CUPAM

Dirk Schouten

Q1 by EMG Motorsport

Lap	D	Time	Sector 1	Sector 2	Sector 3	T. Spd	Elapsed
1		14:25:51.927	14:23:27.741	1:35.534	48.652	142.4	14:25:51.927
2		2:35.085	44.432	1:10.934	39.719	237.8	14:28:27.012
3		2:33.457	43.260	1:11.339	38.858	241.0	14:31:00.469
4		2:31.110	43.189	1:09.323	38.598	241.0	14:33:31.579
5		2:32.067	42.885	1:10.186	38.996	243.7	14:36:03.646
6		2:31.752	43.220	1:09.528	39.004	241.6	14:38:35.398
7		2:45.299 P	45.091	1:11.479	48.729	240.5	14:41:20.697
8		7:10.177	5:19.461	1:11.568	39.148	235.2	14:48:30.874
9		2:30.368	42.869	1:09.136	38.363	242.6	14:51:01.242
10		2:30.629	43.079	1:09.294	38.256	240.5	14:53:31.871
11		2:30.083	42.656	1:08.689	38.738	243.7	14:56:01.954
12		2:46.739 P	44.550	1:12.453	49.736	237.8	14:58:48.693
13		10:47.823	8:59.337	1:09.862	38.624	234.7	15:09:36.516
14		2:30.865	43.094	1:09.032	38.739	237.8	15:12:07.381
15		2:29.294	42.503	1:08.454	38.337	244.3	15:14:36.675
16		2:37.507 P	42.600	1:09.103	45.804	238.9	15:17:14.182





Spa Francorchamps
International GT Open
Free Practice - 2
Lap Analysis



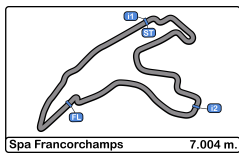
54 Jan Lauryssen Porsche 992 GT3 Cup **63** Michele Beretta Lamborghini Huracan GT3 EVO

CUPPA Bas Schouten							Q1 by EMG Motorsport PRO						Frederik Schandorff			Vincenzo Sospiri Racing		
Lap	D	Time	Sector 1	Sector 2	Sector 3	T. Spd	Elapsed	Lap	D	Time	Sector 1	Sector 2	Sector 3	T. Spd	Elapsed			
1		14:22:46.724	14:20:52.631	1:14.631	39.462	193.2	14:22:46.724	1		14:26:06.746	14:24:19.900	1:08.985	37.861	212.1	14:26:06.746			
2		2:30.049	42.671	1:09.412	37.966	242.1	14:25:16.773	2		2:34.893	41.114	1:05.460	48.319	252.9	14:28:41.639			
3		2:28.797	42.412	1:08.367	38.018	244.8	14:27:45.570	3		2:37.813	40.276	1:04.901	52.636	252.9	14:31:19.452			
4		2:30.451	42.190	1:10.169	38.092	237.3	14:30:16.021	4		2:21.993	40.358	1:05.038	36.597	251.1	14:33:41.445			
5		2:28.940	42.502	1:08.646	37.792	240.5	14:32:44.961	5		2:22.671	40.008	1:05.614	37.049	255.9	14:36:04.116			
6		2:38.497 P	42.466	1:11.426	44.605	241.6	14:35:23.458	6		2:22.030	40.489	1:05.430	36.111	252.3	14:38:26.146			
7		4:51.496	3:03.520	1:09.012	38.964	240.5	14:40:14.954	7		2:20.751	40.016	1:04.628	36.107	255.9	14:40:46.897			
8		2:29.454	42.304	1:08.911	38.239	244.3	14:42:44.408	8		2:21.510	40.085	1:05.094	36.331	252.9	14:43:08.407			
9		2:28.814	42.216	1:08.687	37.911	242.1	14:45:13.222	9		2:34.807 P	43.072	1:07.674	44.061	247.1	14:45:43.214			
10		2:30.713	42.652	1:09.696	38.365	242.1	14:47:43.935	10		4:22.340	2:33.300	1:08.543	40.497	251.7	14:50:05.554			
11		2:39.257 P	42.487	1:09.477	47.293	244.8	14:50:23.192	11		2:31.197 P	40.157	1:07.634	43.406	255.9	14:52:36.751			
12		7:46.986	5:58.933	1:09.692	38.361	238.9	14:58:10.178	12		3:12.778 P	1:22.014	1:06.925	43.839	254.1	14:55:49.529			
13		2:29.591	42.209	1:09.101	38.281	244.3	15:00:39.769	13		5:39.951	3:56.241	1:05.320	38.390	249.4	15:01:29.480			
14		2:29.625	42.298	1:09.261	38.066	245.4	15:03:09.394	14		2:21.045	40.168	1:04.816	36.061	254.1	15:03:50.525			
15		2:43.902 P	42.640	1:13.592	47.670	244.3	15:05:53.296	15		2:20.934	39.998	1:04.785	36.148	254.7	15:06:11.456			
16		5:07.960 P	3:09.678	1:12.082	46.200	231.7	15:11:01.256	16		2:28.010 P	39.916	1:05.115	42.979	254.7	15:08:39.466			
17		3:37.793	1:48.521	1:09.617	39.655	190.4	15:14:39.049	17		6:55.695	5:13.616	1:05.748	36.331	250.5	15:15:35.161			
18		2:37.905 P	43.186	1:09.613	45.106	242.6	15:17:16.954	18		2:21.019	40.220	1:04.792	36.007	252.3	15:17:56.180			
19								19		2:20.976	39.995	1:04.821	36.160	252.9	15:20:17.156			

55 Laurent de Meeus Ferrari 488 GT3 **72** Nick Moss McLaren 720 S GT3

PROAM Jaime Stanley							FF Corse						PROAM Joe Osborne			Inception Racing		
Lap	D	Time	Sector 1	Sector 2	Sector 3	T. Spd	Elapsed	Lap	D	Time	Sector 1	Sector 2	Sector 3	T. Spd	Elapsed			
1		14:23:03.915	14:21:18.163	1:08.332	37.420	240.5	14:23:03.915	1		14:24:20.099	14:22:37.469	1:06.144	36.486	255.3	14:24:20.099			
2		2:22.812	40.311	1:05.885	36.616	257.7	14:25:26.727	2		2:24.123	40.020	1:05.136	35.967	260.2	14:26:41.222			
3		2:23.040	40.328	1:05.668	37.044	257.7	14:27:49.767	3		2:27.004 P	40.096	1:05.384	41.524	260.8	14:29:08.226			
4		2:32.374 P	40.485	1:06.757	45.132	255.9	14:30:22.141	4		5:12.418	3:31.287	1:05.168	35.963	258.9	14:34:20.644			
5		5:22.473	3:40.394	1:05.830	36.249	251.7	14:35:44.614	5		2:21.433	39.671	1:05.442	36.320	262.7	14:36:42.077			
6		2:27.767	40.382	1:06.381	41.004	257.7	14:38:12.381	6		2:27.445 P	40.038	1:05.793	41.614	261.5	14:39:09.522			
7		2:21.577	39.971	1:05.289	36.317	258.3	14:40:33.958	7		4:05.777	2:21.362	1:07.676	36.739	253.5	14:43:15.299			
8		2:33.184 P	40.515	1:05.913	46.756	255.9	14:43:07.142	8		2:25.258	41.044	1:07.381	36.833	256.5	14:45:40.557			
9		5:37.216	3:45.248	1:13.226	38.742	243.7	14:48:44.358	9		2:24.406	40.774	1:07.053	36.579	257.7	14:48:04.963			
10		2:31.592	41.880	1:09.599	40.113	253.5	14:51:15.950	10		2:35.862 P	40.819	1:08.632	46.411	259.6	14:50:40.825			
11		2:55.119	41.458	1:09.000	1:04.661	251.1	14:54:11.069	11		3:30.259	1:46.723	1:06.682	36.854	254.1	14:54:11.084			
12		2:34.174	44.190	1:12.251	37.730	198.5	14:56:45.240	12		2:22.819	40.681	1:05.900	36.238	255.9	14:56:33.903			
13		2:29.769	41.457	1:09.436	38.876	254.7	14:59:15.009	13		2:24.806	40.356	1:05.682	38.768	258.3	14:58:58.709			
14		2:38.487 P	41.557	1:08.976	47.954	254.7	15:01:53.496	14		2:23.295	40.358	1:06.128	36.809	260.8	15:01:22.004			
15		5:56.006	4:07.529	1:10.019	38.458	248.8	15:07:49.502	15		2:30.850 P	40.779	1:06.614	43.457	257.1	15:03:52.854			
16		2:30.210	41.178	1:09.055	39.977	253.5	15:10:19.712	16		4:11.174	2:28.535	1:06.028	36.611	256.5	15:08:04.028			
17		2:28.976	41.461	1:08.474	39.041	251.1	15:12:48.688	17		2:23.995	40.559	1:06.516	36.920	258.9	15:10:28.023			
18		2:26.849	41.501	1:08.217	37.131	251.1	15:15:15.537	18		2:24.491	40.527	1:06.093	37.871	257.7	15:12:52.514			
19		2:27.899	41.068	1:08.121	38.710	252.9	15:17:43.436	19		2:40.514 P	40.418	1:10.954	49.142	258.3	15:15:33.028			
20		2:29.439	41.061	1:10.464	37.914	251.1	15:20:12.875	20		3:42.415	2:00.860	1:05.563	35.992	258.3	15:19:15.443			
21								21		2:26.336 P	39.830	1:05.095	41.411	259.6	15:21:41.779			





Spa Francorchamps
International GT Open
Free Practice - 2
Lap Analysis



77

Al Faisal Al Zubair

Porsche 911 GT3-R II 2019

Michael Dinan

Aston Martin GT3 AMR MY2019

PRO Andy Soucek

Lechner Racing

PRO

Robby Foley

TF Sport

Lap	D	Time	Sector 1	Sector 2	Sector 3	T. Spd	Elapsed	Lap	D	Time	Sector 1	Sector 2	Sector 3	T. Spd	Elapsed
1		14:23:10.390	14:21:18.771	1:11.685	39.934	240.0	14:23:10.390	1		14:22:54.488	14:20:52.935	1:17.743	43.810	145.7	14:22:54.488
2		2:19.475	40.012	1:04.113	35.350	254.1	14:25:29.865	2		2:47.824	49.373	1:12.868	45.583	149.1	14:25:42.312
3		2:19.905	39.375	1:03.778	35.652	257.7	14:27:48.670	3		2:40.329 P	44.196	1:10.273	45.860	240.0	14:28:22.641
4		2:26.950 P	39.329	1:05.218	42.403	259.6	14:30:15.620	4		9:03.933	7:19.672	1:07.412	36.849	227.8	14:37:26.574
5		4:21.121	2:38.903	1:06.101	36.117	245.4	14:34:36.741	5		2:23.544	40.829	1:06.360	36.355	250.0	14:39:50.118
6		2:21.726	40.254	1:04.407	37.065	251.7	14:36:58.467	6		2:23.384	40.679	1:05.792	36.913	250.0	14:42:13.502
7		2:19.377	39.780	1:03.862	35.735	252.9	14:39:17.844	7		2:24.357	40.647	1:07.257	36.453	248.8	14:44:37.859
8		2:30.315 P	40.373	1:05.786	44.156	252.9	14:41:48.159	8		2:31.066 P	40.934	1:06.383	43.749	251.1	14:47:08.925
9		7:48.809	6:05.904	1:06.776	36.129	249.4	14:49:36.968	9		3:53.047	2:06.921	1:08.949	37.177	252.3	14:51:01.972
10		2:19.451	39.721	1:03.967	35.763	254.1	14:51:56.419	10		2:25.878	42.141	1:07.021	36.716	250.0	14:53:27.850
11		2:19.665	39.646	1:04.383	35.636	254.1	14:54:16.084	11		2:24.880	40.837	1:07.118	36.925	252.3	14:55:52.730
12		2:19.825	39.614	1:04.562	35.649	257.1	14:56:35.909	12		2:25.468	41.359	1:06.763	37.346	249.4	14:58:18.198
13		2:22.216	39.670	1:04.744	37.802	256.5	14:58:58.125	13		2:34.333 P	41.574	1:07.406	45.353	253.5	15:00:52.531
14		2:21.087	39.790	1:04.811	36.486	256.5	15:01:19.212	14		4:01.226	2:14.203	1:09.803	37.220	250.0	15:04:53.757
15		2:20.404	39.841	1:04.882	35.681	253.5	15:03:39.616	15		2:23.475	40.762	1:06.031	36.682	252.3	15:07:17.232
16		2:20.323	39.840	1:04.759	35.724	254.1	15:05:59.939	16		2:23.805	41.729	1:05.812	36.264	251.1	15:09:41.037
17		2:20.995	39.814	1:04.893	36.288	254.1	15:08:20.934	17		2:32.892 P	40.464	1:07.714	44.714	249.4	15:12:13.929
18		2:22.064	41.273	1:04.965	35.826	249.4	15:10:42.998	18		5:28.669	3:46.473	1:05.597	36.599	246.5	15:17:42.598
19		2:20.969	39.790	1:04.617	36.562	250.5	15:13:03.967	19		2:30.836 P	40.470	1:04.152	46.214	250.0	15:20:13.434
20		2:20.703	39.929	1:04.782	35.992	251.1	15:15:24.670	100							
21		2:20.448	39.755	1:04.822	35.871	255.9	15:17:45.118	CUPPA Jan Antoszewski Alda Motorsport							
22		2:29.499 P	39.924	1:05.949	43.626	254.1	15:20:14.617	Jakub Dwernicki Porsche 911 GT3 Cup gen 2							

88

Patryk Krupinski

McLaren 720 S GT3

PROAM

Christian Kliken

JP Motorsport

Lap	D	Time	Sector 1	Sector 2	Sector 3	T. Spd	Elapsed	Lap	D	Time	Sector 1	Sector 2	Sector 3	T. Spd	Elapsed
1		14:23:02.513	14:21:03.408	1:17.960	41.145	229.2	14:23:02.513	1		14:23:15.746	14:21:17.195	1:17.836	40.715	230.7	14:23:15.746
2		2:21.040	40.244	1:04.466	36.330	253.5	14:25:23.553	2		2:34.646	43.562	1:11.661	39.423	242.1	14:25:50.392
3		2:20.630	40.062	1:04.555	36.013	252.9	14:27:44.183	3		2:33.292	43.636	1:11.048	38.608	241.6	14:28:23.684
4		2:29.900 P	39.930	1:07.012	42.958	237.3	14:30:14.083	4		2:32.710	42.747	1:10.718	39.245	242.1	14:30:56.394
5		5:15.962	3:33.250	1:06.846	35.866	254.7	14:35:30.045	5		2:34.243	42.608	1:12.360	39.275	242.6	14:33:30.637
6		2:22.087	40.004	1:06.029	36.054	260.8	14:37:52.132	6		2:43.455 P	42.911	1:14.714	45.830	243.2	14:36:14.092
7		2:21.814	39.671	1:05.610	36.533	262.1	14:40:13.946	7		5:47.467	3:57.323	1:10.819	39.325	240.0	14:42:01.559
8		2:56.802 P	39.953	1:20.499	56.350	232.7	14:43:10.748	8		2:34.364	42.707	1:12.527	39.130	243.2	14:44:35.923
9		25:55.982 P	24:00.956	1:08.898	46.128	238.4	15:09:06.730	9		2:44.367 P	42.923	1:12.413	49.031	242.6	14:47:20.290
10		3:29.040	1:46.730	1:06.065	36.245	252.3	15:12:35.770	10		5:14.924	3:20.769	1:14.372	39.783	235.8	14:52:35.214
11		2:20.758	40.034	1:04.620	36.104	236.8	15:14:56.528	11		2:39.235	44.541	1:14.785	39.909	238.4	14:55:14.449
12		2:20.742	40.042	1:04.582	36.118	243.2	15:17:17.270	12		2:47.789 P	43.905	1:13.236	50.648	240.5	14:58:02.238
13		2:21.196	39.952	1:04.755	36.489	249.4	15:19:38.466	13		4:45.984	2:46.976	1:17.324	41.684	181.8	15:02:48.222
14		2:21.064	39.944	1:04.451	36.669	240.5	15:21:59.530	14		2:49.569 P	44.463	1:13.297	51.809	235.2	15:05:37.791

126

Albert Estragués

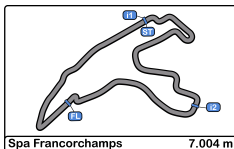
Transam Euro Ford Mustang 2018

CUPAM

Three Sixty Racing Team

Lap	D	Time	Sector 1	Sector 2	Sector 3	T. Spd	Elapsed
1		14:26:05.089	14:24:02.271	1:20.682	42.136	163.3	14:26:05.089
2		2:46.836	48.119	1:17.934	40.783	236.3	14:28:51.925
3		2:38.365	45.833	1:12.601	39.931	236.8	14:31:30.290
4		2:36.536	44.154	1:12.490	39.892	240.5	14:34:06.826
5		2:34.829	44.167	1:11.498	39.164	236.8	14:36:41.655
6		2:36.092	44.122	1:11.535	39.435	241.6	14:39:16.747
7		2:34.293	43.869	1:11.106	39.318	242.6	14:41:51.040
8		3:06.084 P	47.771	1:25.428	52.885	199.6	14:44:57.124
9		12:52.689	10:51.062	1:20.202	41.425	184.6	14:57:49.813
10		2:36.629	43.865	1:11.596	40.168	240.0	15:00:25.442
11		2:33.406	43.702	1:10.621	39.083	243.2	15:02:58.848
12		2:32.800	43.272	1:10.249	39.279	242.1	15:05:31.648
13		2:33.162	43.525	1:10.293	39.344	243.2	15:08:04.810
14		2:54.845 P	43.586	1:19.055	52.204	212.5	15:10:59.655



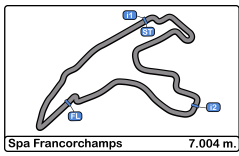


Spa Francorchamps
International GT Open
Free Practice - 2
Best Sectors Results



Sector - 1				Sector - 2				Sector - 3				Ideal Lap vs Best Lap				
Clas	Nº	Driver	Time	Nº	Driver	Time	Nº	Driver	Time	Clas	Nº	Driver	Ideal Lap	Best Lap	Clas	
1	77	Al Zubair - Soucek	39.329	77	Al Zubair - Soucek	1:03.778	77	Al Zubair - Soucek	35.350	1	77	Al Zubair - Soucek	2:18.457	2:19.377	2	
2	14	Scholze - Liebhauser	39.650	47	Moiseev - Spinelli	1:03.923	47	Moiseev - Spinelli	35.459	2	47	Moiseev - Spinelli	2:19.083	2:19.351	1	
3	88	Krupinski - Klien	39.671	11	Reno Moller - Paverud	1:03.998	88	Krupinski - Klien	35.866	3	11	Reno Moller - Paverud	2:19.983	2:20.683	6	
4	72	Moss - Osborne	39.671	97	Dinan - Foley	1:04.152	7	Iribe - Millroy	35.874	4	88	Krupinski - Klien	2:19.988	2:20.630	5	
5	11	Reno Moller - Paverud	39.679	88	Krupinski - Klien	1:04.451	14	Scholze - Liebhauser	35.919	5	14	Scholze - Liebhauser	2:20.281	2:20.281	3	
6	47	Moiseev - Spinelli	39.701	19	Moulin - Nemoto	1:04.535	72	Moss - Osborne	35.963	6	7	Iribe - Millroy	2:20.361	2:20.361	4	
7	7	Iribe - Millroy	39.815	63	Beretta - Schandorff	1:04.628	63	Beretta - Schandorff	36.007	7	63	Beretta - Schandorff	2:20.551	2:20.751	7	
8	63	Beretta - Schandorff	39.916	7	Iribe - Millroy	1:04.672	22	Balfe - Carroll	36.104	8	72	Moss - Osborne	2:20.729	2:21.433	9	
9	55	de Meeus - Stanley	39.971	14	Scholze - Liebhauser	1:04.712	55	de Meeus - Stanley	36.249	9	97	Dinan - Foley	2:20.880	2:23.384	13	
10	19	Moulin - Nemoto	40.193	72	Moss - Osborne	1:05.095	19	Moulin - Nemoto	36.251	10	19	Moulin - Nemoto	2:20.979	2:21.406	8	
11	22	Balfe - Carroll	40.305	22	Balfe - Carroll	1:05.261	97	Dinan - Foley	36.264	11	55	de Meeus - Stanley	2:21.509	2:21.577	10	
12	97	Dinan - Foley	40.464	55	de Meeus - Stanley	1:05.289	11	Reno Moller - Paverud	36.306	12	22	Balfe - Carroll	2:21.670	2:21.765	11	
13	17	McKansy - Seyffert	40.758	17	McKansy - Seyffert	1:05.362	17	McKansy - Seyffert	36.450	13	17	McKansy - Seyffert	2:22.570	2:23.212	12	
14	8	Giuseppe Cipriani	41.307	8	Giuseppe Cipriani	1:05.789	8	Giuseppe Cipriani	36.634	14	8	Giuseppe Cipriani	2:23.730	2:24.968	14	
15	26	Darmetko - Janosz	41.473	26	Darmetko - Janosz	1:08.205	26	Darmetko - Janosz	37.413	15	26	Darmetko - Janosz	2:27.091	2:27.540	15	
16	24	Blazek - Lisowski	42.104	54	Laurysen - Schouten	1:08.367	54	Laurysen - Schouten	37.792	16	54	Laurysen - Schouten	2:28.349	2:28.797	16	
17	54	Laurysen - Schouten	42.190	53	Vandierendonck - Schouten	1:08.454	24	Blazek - Lisowski	38.078	17	24	Blazek - Lisowski	2:28.908	2:29.023	17	
18	44	Pisani - Bozzoni	42.431	24	Blazek - Lisowski	1:08.726	53	Vandierendonck - Schouten	38.256	18	53	Vandierendonck - Schouten	2:29.213	2:29.294	18	
19	53	Vandierendonck - Schouten	42.503	50	Teunkens - Van Lagen	1:09.408	50	Teunkens - Van Lagen	38.503	19	50	Teunkens - Van Lagen	2:30.614	2:30.614	19	
20	100	Dwernicki - Antoszewski	42.608	126	Albert Estragués	1:10.249	44	Pisani - Bozzoni	38.559	20	44	Pisani - Bozzoni	2:31.442	2:31.562	20	
21	50	Teunkens - Van Lagen	42.703	44	Pisani - Bozzoni	1:10.452	100	Dwernicki - Antoszewski	38.608	21	100	Dwernicki - Antoszewski	2:31.934	2:32.710	21	
22	126	Albert Estragués	43.272	100	Dwernicki - Antoszewski	1:10.718	126	Albert Estragués	39.083	22	126	Albert Estragués	2:32.604	2:32.800	22	
23	32	Fernando Fortes	43.491	27	Marcio Mauro	1:10.983	32	Fernando Fortes	39.655	23	27	Marcio Mauro	2:34.377	2:34.470	23	
24	27	Marcio Mauro	43.729	32	Fernando Fortes	1:11.833	27	Marcio Mauro	39.665	24	32	Fernando Fortes	2:34.979	2:36.476	24	



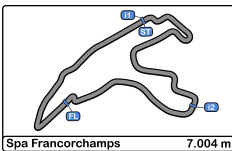


Spa Francorchamps
International GT Open
Free Practice - 2
Best 5 Lap Times



Cl	N°	Entrant/Team	Nat	Driver 1	Nat	Driver 2	Nat	Vehicle	Cat	Cl	Best 1		Best 2		Best 3		Best 4		Best 5	
											Time	Lap	Time	Lap	Time	Lap	Time	Lap	Time	Lap
1	47	AKM Motorsport	UKR	Alexander Moiseev	RUS	Loris Spinelli	ITA	Mercedes AMG GT3 - 2020	PROAM	1	2:19.351	17	2:19.756	16	2:19.784	18	2:19.828	21	2:23.152	13
2	77	Lechner Racing	AUT	Al Faisal Al Zubair	DMA	Andy Soucek	ESP	Porsche 911 GT3-R II 2019	PRO	1	2:19.377	7	2:19.451	10	2:19.475	2	2:19.665	11	2:19.825	12
3	14	AKM Motorsport	UKR	Florian Scholze	BEL	Jens Liebhauser	DEU	Mercedes AMG GT3 - 2020	AM	1	2:20.281	12	2:21.193	20	2:21.222	19	2:21.603	16	2:22.375	18
4	7	Inception Racing	GBR	Brendan Iribe	USA	Ollie Millroy	GBR	McLaren 720 S GT3	PROAM	2	2:20.361	4	2:21.345	2	2:21.804	9	2:22.388	11	2:22.491	10
5	88	JP Motorsport	POL	Patryk Krupinski	POL	Christian Klien	AUT	McLaren 720 S GT3	PROAM	3	2:20.630	3	2:20.742	12	2:20.758	11	2:21.040	2	2:21.064	14
6	11	Reno Racing	DNK	Jens Reno Moller	DNK	Marcus Paverud	NOR	Honda NSX GT3 Evo	PROAM	4	2:20.683	7	2:21.383	18	2:21.979	4	2:22.210	10	2:23.283	3
7	63	Vincenzo Sospiri Racing	ITA	Michele Beretta	ITA	Frederik Schandorff	DNK	Lamborghini Huracan GT3 EVO	PRO	2	2:20.751	7	2:20.976	19	2:21.019	18	2:21.045	14	2:21.510	8
8	19	Vincenzo Sospiri Racing	ITA	Baptiste Moulin	BEL	Yuki Nemoto	JPN	Lamborghini Huracan GT3 EVO	PRO	3	2:21.406	7	2:21.657	3	2:23.018	17	2:23.154	11	2:23.557	16
9	72	Inception Racing	GBR	Nick Moss	GBR	Joe Osborne	GBR	McLaren 720 S GT3	PROAM	5	2:21.433	5	2:22.819	12	2:23.295	14	2:23.995	17	2:24.406	9
10	55	FF Corse	GBR	Laurent de Meeus	BEL	Jaime Stanley	GBR	Ferrari 488 GT3	PROAM	6	2:21.577	7	2:22.812	2	2:23.040	3	2:26.849	18	2:27.767	6
11	22	Balfe Motorsport	GBR	Shaun Balfe	GBR	Adam Carroll	GBR	Audi R8 GT3 LMS 2019	PROAM	7	2:21.765	6	2:22.426	5	2:22.853	2	2:22.984	13	2:23.762	10
12	17	HP Racing International	DEU	Gerhard Tweraser	AUT	Jan Seyffert	DEU	Lamborghini Huracan GT3 EVO	PROAM	8	2:23.212	6	2:24.412	19	2:24.731	15	2:24.993	20	2:25.088	16
13	97	TF Sport	GBR	Michael Dinan	USA	Robby Foley	USA	Aston Martin GT3 AMR MY2019	PRO	4	2:23.384	6	2:23.475	15	2:23.544	5	2:23.805	16	2:24.357	7
14	8	Barone Rampante	ITA	Giuseppe Cipriani	ITA			Lamborghini Huracan GT3 EVO	AM	2	2:24.968	11	2:25.333	8	2:25.378	9	2:26.020	10	2:27.308	5
15	26	Q1 by EMG Motorsport	BEL	Maciej Darmetko	POL	Artur Janosz	POL	Porsche 911 GT3 Cup gen 2	CUPPA	1	2:27.540	9	2:27.548	10	2:27.791	8	2:32.963	15	2:33.070	4
16	54	Q1 by EMG Motorsport	BEL	Jan Laurysen	BEL	Bas Schouten	NLD	Porsche 992 GT3 Cup	CUPPA	2	2:28.797	3	2:28.814	9	2:28.940	5	2:29.454	8	2:29.591	13
17	24	A&P Racing Team PTT Tech Support	POL	Maciej Blazek	POL	Mateusz Lisowski	POL	Porsche 991 GT3 Cup gen 2	CUPPA	3	2:29.023	10	2:29.343	13	2:29.579	11	2:29.945	12	2:35.344	5
18	53	Q1 by EMG Motorsport	BEL	Nicolas Vandierendonck	BEL	Dirk Schouten	NLD	Porsche 992 GT3 Cup	CUPAM	1	2:29.294	15	2:30.083	11	2:30.368	9	2:30.629	10	2:30.865	14
19	50	Q1 by EMG Motorsport	BEL	Filip Teunkens	BEL	Jaap Van Lagen	NLD	Porsche 992 GT3 Cup	CUPPA	4	2:30.614	3	2:33.078	8	2:33.223	6	2:33.703	7	2:36.164	9
20	44	Eugenio Pisani	ITA	Eugenio Pisani	ITA	Stefano Bozzoni	ITA	Porsche 911 GT3 Cup gen 1	CUPPA	5	2:31.562	6	2:32.068	4	2:32.617	15	2:32.732	3	2:35.020	5
21	100	Alda Motorsport	POL	Jakub Dwernicki	POL	Jan Antoszewski	POL	Porsche 911 GT3 Cup gen 2	CUPPA	6	2:32.710	4	2:33.292	3	2:34.243	5	2:34.364	8	2:34.646	2
22	126	Three Sixty Racing Team	AND	Albert Estragués	ESP			Transam Euro Ford Mustang 2018	CUPAM	2	2:32.800	12	2:33.162	13	2:33.406	11	2:34.293	7	2:34.829	5
23	27	Three Sixty Racing Team	AND	Marcio Mauro	BRA			Porsche 911 GT3 Cup gen 2	CUPAM	3	2:34.470	7	2:35.235	3	2:35.978	4	2:40.694	2	3:16.985	5
24	32	Three Sixty Racing Team	AND	Fernando Fortes	BRA			Porsche 911 GT3 Cup gen 2	CUPAM	4	2:36.476	3	2:37.225	18	2:37.717	13	2:38.436	17	2:40.162	9





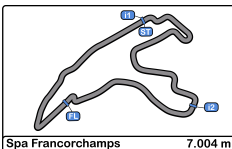
Spa Francorchamps
International GT Open
Free Practice - 2
Best 5 Top Speeds



Top 1 Top 2 Top 3 Top 4 Top 5

Cl	N°	Entrant/Team	Nat	Driver 1	Nat	Driver 2	Nat	Vehicle	Cat	Cl	Top 1		Top 2		Top 3		Top 4		Top 5		Avg
											Km/h	Lap	Km/h	Lap	Km/h	Lap	Km/h	Lap	Km/h	Lap	
1	72	Inception Racing	GBR	Nick Moss	GBR	Joe Osborne	GBR	McLaren 720 S GT3	PROAM	1	262.7	5	261.5	6	260.8	3	260.8	14	260.2	2	261.2
2	88	JP Motorsport	POL	Patryk Krupinski	POL	Christian Klien	AUT	McLaren 720 S GT3	PROAM	2	262.1	7	260.8	6	254.7	5	253.5	2	252.9	3	256.8
3	7	Inception Racing	GBR	Brendan Iribe	USA	Ollie Millroy	GBR	McLaren 720 S GT3	PROAM	3	261.5	11	260.8	8	260.8	9	260.2	3	260.2	4	260.7
4	11	Reno Racing	DNK	Jens Reno Moller	DNK	Marcus Paverud	NOR	Honda NSX GT3 Evo	PROAM	4	260.8	12	260.2	8	259.6	10	257.7	7	257.1	2	259.1
5	77	Lechner Racing	AUT	Al Faisal Al Zubair	OMN	Andy Soucek	ESP	Porsche 911 GT3-R II 2019	PRO	1	259.6	4	257.7	3	257.1	12	256.5	13	256.5	14	257.5
6	14	AKM Motorsport	SMR	Florian Scholze	DEU	Jens Liebhauser	DEU	Mercedes AMG GT3 - 2020	AM	1	258.3	8	257.7	12	257.1	4	256.5	17	256.5	18	257.2
7	55	FF Corse	GBR	Laurent de Meeus	BEL	Jaime Stanley	GBR	Ferrari 488 GT3	PROAM	5	258.3	7	257.7	2	257.7	3	257.7	6	255.9	4	257.5
8	22	Balfe Motorsport	GBR	Shaun Balfe	GBR	Adam Carroll	GBR	Audi R8 GT3 LMS 2019	PROAM	6	257.7	3	256.5	7	254.7	2	254.7	11	254.7	13	255.6
9	47	AKM Motorsport	SMR	Alexander Moiseev	RUS	Loris Spinelli	ITA	Mercedes AMG GT3 - 2020	PROAM	7	255.9	6	255.3	17	254.7	21	254.1	4	254.1	7	254.8
10	63	Vincenzo Sospiri Racing	ITA	Michele Beretta	ITA	Frederik Schandorff	DNK	Lamborghini Huracan GT3 EVO	PRO	2	255.9	5	255.9	7	255.9	11	254.7	15	254.7	16	255.4
11	19	Vincenzo Sospiri Racing	ITA	Baptiste Moulin	BEL	Yuki Nemoto	JPN	Lamborghini Huracan GT3 EVO	PRO	3	255.3	12	254.7	6	254.1	7	252.9	8	252.3	4	253.8
12	8	Barone Rampante	ITA	Giuseppe Cipriani	ITA			Lamborghini Huracan GT3 EVO	AM	2	253.5	6	251.7	3	251.1	11	250.5	5	250.5	8	251.5
13	97	TF Sport	GBR	Michael Dinan	USA	Robby Foley	USA	Aston Martin GT3 AMR MY2019	PRO	4	253.5	13	252.3	9	252.3	11	252.3	15	251.1	8	252.3
14	26	Q1 by EMG Motorsport	BEL	Maciej Darmetko	POL	Artur Janosz	POL	Porsche 911 GT3 Cup gen 2	CUPPA	1	250.5	10	249.4	9	247.7	8	246.5	4	246.5	5	248.1
15	17	HP Racing International	DEU	Gerhard Tweraser	AUT	Jan Seyffert	DEU	Lamborghini Huracan GT3 EVO	PROAM	8	249.4	3	248.8	4	248.2	9	247.7	6	247.7	8	248.3
16	24	A&P Racing Team PTT Tech Support	POL	Maciej Blazek	POL	Mateusz Lisowski	POL	Porsche 991 GT3 Cup gen 2	CUPPA	2	247.7	12	247.1	11	247.1	13	245.4	10	245.4	15	246.5
17	54	Q1 by EMG Motorsport	BEL	Jan Laurysen	BEL	Bas Schouten	NLD	Porsche 992 GT3 Cup	CUPPA	3	245.4	14	244.8	3	244.8	11	244.3	8	244.3	13	244.7
18	44	Eugenio Pisani	ITA	Eugenio Pisani	ITA	Stefano Bozzoni	ITA	Porsche 911 GT3 Cup gen 1	CUPPA	4	244.3	6	243.7	4	242.1	5	241.6	3	241.6	7	242.7
19	50	Q1 by EMG Motorsport	BEL	Filip Teunkens	BEL	Jaap Van Lagen	BEL	Porsche 992 GT3 Cup	CUPPA	5	244.3	4	243.7	3	243.2	8	242.6	2	242.1	6	243.2
20	53	Q1 by EMG Motorsport	BEL	Nicolas Vandierendonck	BEL	Dirk Schouten	BEL	Porsche 992 GT3 Cup	CUPAM	1	244.3	15	243.7	5	243.7	11	242.6	9	241.6	6	243.2
21	100	Alda Motorsport	POL	Jakub Dwernicki	POL	Jan Antoszewski	POL	Porsche 911 GT3 Cup gen 2	CUPPA	6	243.2	6	243.2	8	242.6	5	242.6	9	242.1	2	242.8
22	126	Three Sixty Racing Team	AND	Albert Estragués	ESP			Transam Euro Ford Mustang 2018	CUPAM	2	243.2	11	243.2	13	242.6	7	242.1	12	241.6	6	242.5
23	32	Three Sixty Racing Team	AND	Fernando Fortes	BRA			Porsche 911 GT3 Cup gen 2	CUPAM	3	242.1	18	240.0	4	240.0	13	239.4	6	238.9	11	240.1
24	27	Three Sixty Racing Team	AND	Marcio Mauro	BRA			Porsche 911 GT3 Cup gen 2	CUPAM	4	241.0	3	239.4	7	238.9	4	238.9	5	236.8	2	239.0



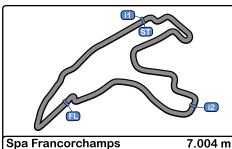


Spa Francorchamps
International GT Open
Free Practice - 2
Fastest Laps Sequence



Lap	Time of Day	Session Time	Nº	Entrant/Team	Nat	Driver 1	Nat	Driver 2	Nat	Vehicle	Cat	Time	Km/h
2	14:25:08.789	5:08.789	47	AKM Motorsport		Alexander Moiseev		Loris Spinelli		Mercedes AMG GT3 - 2020	PROAM	2:28.181	170.1
2	14:25:09.288	5:09.288	11	Reno Racing		Jens Reno Moller		Marcus Paverud		Honda NSX GT3 Evo	PROAM	2:23.910	175.2
2	14:25:13.256	5:13.256	7	Inception Racing		Brendan Iribe		Ollie Millroy		McLaren 720 S GT3	PROAM	2:21.345	178.3
2	14:25:23.553	5:23.553	88	JP Motorsport		Patryk Krupinski		Christian Klien		McLaren 720 S GT3	PROAM	2:21.040	178.7
2	14:25:29.865	5:29.865	77	Lechner Racing		Al Faisal Al Zubair		Andy Soucek		Porsche 911 GT3-R II 2019	PRO	2:19.475	180.7
7	14:39:17.844	19:17.844	77	Lechner Racing		Al Faisal Al Zubair		Andy Soucek		Porsche 911 GT3-R II 2019	PRO	2:19.377	180.9
17	15:09:17.399	49:17.399	47	AKM Motorsport		Alexander Moiseev		Loris Spinelli		Mercedes AMG GT3 - 2020	PROAM	2:19.351	180.9





Spa Francorchamps
International GT Open

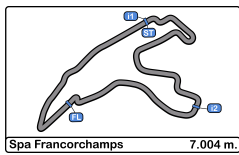
Free Practice - 2

Event Best Maximum Speed



Nº	Entrant/Team	Nat	Driver 1	Nat	Driver 2	Nat	Vehicle	Cat	Km/h	Session
88	JP Motorsport	POL	Patryk Krupinski	POL	Christian Klien	AUT	McLaren 720 S GT3	PROAM	267.3	Free Practice - 1
7	Inception Racing	GBR	Brendan Iribe	USA	Ollie Millroy	GBR	McLaren 720 S GT3	PROAM	265.3	Free Practice - 1
72	Inception Racing	GBR	Nick Moss	GBR	Joe Osborne	GBR	McLaren 720 S GT3	PROAM	265.3	Free Practice - 1
11	Reno Racing	DNK	Jens Reno Moller	DNK	Marcus Paverud	NOR	Honda NSX GT3 Evo	PROAM	263.4	Free Practice - 1
22	Balfe Motorsport	GBR	Shaun Balfe	GBR	Adam Carroll	GBR	Audi R8 GT3 LMS 2019	PROAM	262.1	Free Practice - 1
47	AKM Motorsport	SMR	Alexander Moiseev	RUS	Loris Spinelli	ITA	Mercedes AMG GT3 - 2020	PROAM	262.1	Free Practice - 1
97	TF Sport	GBR	Michael Dinan	USA	Robby Foley	USA	Aston Martin GT3 AMR MY2019	PRO	260.2	Free Practice - 1
55	FF Corse	GBR	Laurent de Meeus	BEL	Jaime Stanley	GBR	Ferrari 488 GT3	PROAM	259.6	Free Practice - 1
77	Lechner Racing	AUT	Al Faisal Al Zubair	OMN	Andy Soucek	ESP	Porsche 911 GT3-R II 2019	PRO	259.6	Free Practice - 2
14	AKM Motorsport	SMR	Florian Scholze	DEU	Jens Liebhauser	DEU	Mercedes AMG GT3 - 2020	AM	258.9	Free Practice - 1
63	Vincenzo Sospiri Racing	ITA	Michele Beretta	ITA	Frederik Schandorff	DNK	Lamborghini Huracan GT3 EVO	PRO	257.7	Free Practice - 1
44	Eugenio Pisani	ITA	Eugenio Pisani	ITA	Stefano Bozzoni	ITA	Porsche 911 GT3 Cup gen 1	CUPPA	257.1	Free Practice - 1
8	Barone Rampante	ITA	Giuseppe Cipriani	ITA			Lamborghini Huracan GT3 EVO	AM	257.1	Free Practice - 1
17	HP Racing International	DEU	Gerhard Tweraser	AUT	Jan Seyffert	DEU	Lamborghini Huracan GT3 EVO	PROAM	256.5	Free Practice - 1
19	Vincenzo Sospiri Racing	ITA	Baptiste Moulin	BEL	Yuki Nemoto	JPN	Lamborghini Huracan GT3 EVO	PRO	256.5	Free Practice - 1
26	Q1 by EMG Motorsport	BEL	Maciej Darmetko	POL	Artur Janosz	POL	Porsche 911 GT3 Cup gen 2	CUPPA	253.5	Free Practice - 1
24	A&P Racing Team PTT Tech Support	POL	Maciej Blazek	POL	Mateusz Lisowski	POL	Porsche 991 GT3 Cup gen 2	CUPPA	250.0	Free Practice - 1
50	Q1 by EMG Motorsport	BEL	Filip Teunkens	BEL	Jaap Van Lagen	BEL	Porsche 992 GT3 Cup	CUPPA	250.0	Free Practice - 1
100	Alda Motorsport	POL	Jakub Dwernicki	POL	Jan Antoszewski	POL	Porsche 911 GT3 Cup gen 2	CUPPA	249.4	Free Practice - 1
53	Q1 by EMG Motorsport	BEL	Nicolas Vandierendonck	BEL	Dirk Schouten	NLD	Porsche 992 GT3 Cup	CUPAM	248.2	Free Practice - 1
54	Q1 by EMG Motorsport	BEL	Jan Lauryszen	BEL	Bas Schouten	NLD	Porsche 992 GT3 Cup	CUPPA	247.7	Free Practice - 1
126	Three Sixty Racing Team	AND	Albert Estragués	ESP			Transam Euro Ford Mustang 2018	CUPAM	243.2	Free Practice - 2
32	Three Sixty Racing Team	AND	Fernando Fortes	BRA			Porsche 911 GT3 Cup gen 2	CUPAM	242.1	Free Practice - 2
27	Three Sixty Racing Team	AND	Marcio Mauro	BRA			Porsche 911 GT3 Cup gen 2	CUPAM	241.0	Free Practice - 2





Spa Francorchamps
International GT Open
Free Practice - 2
Pit Stop Analysis



7 Brendan Iribe McLaren 720 S GT3
PROAM Ollie Millroy Inception Racing

N°	In Day Time	In Time	Out Time	Pit Time	T. Pit Time	Handicap	Penalty
1	14:32:24.678	14:32:24.678	14:55:37.861	23:13.183	23:13.183		
2	15:17:07.330	15:17:07.330	15:18:22.716	1:15.386	24:28.569		

8 Giuseppe Cipriani Lamborghini Huracan GT3 EVO
AM Barone Rampante

N°	In Day Time	In Time	Out Time	Pit Time	T. Pit Time	Handicap	Penalty
1	14:32:38.356	14:32:38.356	14:36:09.234	3:30.878	3:30.878		
2	14:43:32.031	14:43:32.031	14:46:32.072	3:00.041	6:30.919		

11 Jens Reno Moller Honda NSX GT3 Evo
PROAM Marcus Paverud Reno Racing

N°	In Day Time	In Time	Out Time	Pit Time	T. Pit Time	Handicap	Penalty
1	14:32:19.786	14:32:19.786	14:33:52.022	1:32.236	1:32.236		
2	14:40:54.113	14:40:54.113	14:44:17.369	3:23.256	4:55.492		
3	14:56:12.146	14:56:12.146	15:06:14.243	10:02.097	14:57.589		
4	15:15:25.272	15:15:25.272	15:16:48.474	1:23.202	16:20.791		

14 Florian Scholze Mercedes AMG GT3 - 2020
AM Jens Liebhauser AKM Motorsport

N°	In Day Time	In Time	Out Time	Pit Time	T. Pit Time	Handicap	Penalty
1	14:22:38.192	14:22:38.192	14:23:43.804	1:05.612	1:05.612		
2	14:42:57.695	14:42:57.695	14:45:08.193	2:10.498	3:16.110		
3	14:54:36.366	14:54:36.366	14:56:54.556	2:18.190	5:34.300		

17 Gerhard Tweraser Lamborghini Huracan GT3 EVO
PROAM Jan Seyffert HP Racing International

N°	In Day Time	In Time	Out Time	Pit Time	T. Pit Time	Handicap	Penalty
1	14:31:04.866	14:31:04.866	14:33:35.955	2:31.089	2:31.089		
2	14:40:46.881	14:40:46.881	14:42:09.107	1:22.226	3:53.315		
3	14:46:55.029	14:46:55.029	14:52:44.996	5:49.967	9:43.282		
4	15:12:12.791	15:12:12.791	15:13:59.732	1:46.941	11:30.223		

19 Baptiste Moulin Lamborghini Huracan GT3 EVO
PRO Yuki Nemoto Vincenzo Sospiri Racing

N°	In Day Time	In Time	Out Time	Pit Time	T. Pit Time	Handicap	Penalty
1	14:30:30.539	14:30:30.539	14:33:30.388	2:59.849	2:59.849		
2	14:42:58.896	14:42:58.896	14:45:35.674	2:36.778	5:36.627		
3	14:57:39.512	14:57:39.512	15:00:07.214	2:27.702	8:04.329		

22 Shaun Balfe Audi R8 GT3 LMS 2019
PROAM Adam Carroll Balfe Motorsport

N°	In Day Time	In Time	Out Time	Pit Time	T. Pit Time	Handicap	Penalty
1	14:29:09.151	14:29:09.151	14:30:34.277	1:25.126	1:25.126		
2	14:39:58.444	14:39:58.444	14:41:43.574	1:45.130	3:10.256		

24 Maciej Blazek Porsche 991 GT3 Cup gen 2
CUPPA Mateusz Lisowski A&P Racing Team PTT Tech Support

N°	In Day Time	In Time	Out Time	Pit Time	T. Pit Time	Handicap	Penalty
1	14:41:29.139	14:41:29.139	14:43:10.552	1:41.413	1:41.413		
2	14:58:04.281	14:58:04.281	14:58:57.681	53.400	2:34.813		

26 Maciej Darmetko Porsche 911 GT3 Cup gen 2
CUPPA Artur Janosz Q1 by EMG Motorsport

N°	In Day Time	In Time	Out Time	Pit Time	T. Pit Time	Handicap	Penalty
1	14:36:47.029	14:36:47.029	14:41:57.405	5:10.376	5:10.376		
2	14:54:23.161	14:54:23.161	15:12:03.618	17:40.457	22:50.833		

27 Marcio Mauro Porsche 911 GT3 Cup gen 2
CUPAM Three Sixty Racing Team

N°	In Day Time	In Time	Out Time	Pit Time	T. Pit Time	Handicap	Penalty
1	14:34:33.785	14:34:33.785	14:41:01.464	6:27.679	6:27.679		
2	14:49:29.927	14:49:29.927	15:07:14.038	17:44.111	24:11.790		

32 Fernando Fortes Porsche 911 GT3 Cup gen 2
CUPAM Three Sixty Racing Team

N°	In Day Time	In Time	Out Time	Pit Time	T. Pit Time	Handicap	Penalty
1	14:36:54.222	14:36:54.222	14:41:24.528	4:30.306	4:30.306		
2	14:44:24.429	14:44:24.429	14:47:08.812	2:44.383	7:14.689		
3	15:08:31.481	15:08:31.481	15:10:32.492	2:01.011	9:15.700		

44 Eugenio Pisani Porsche 911 GT3 Cup gen 1
CUPPA Stefano Bozzoni Eugenio Pisani

N°	In Day Time	In Time	Out Time	Pit Time	T. Pit Time	Handicap	Penalty
1	14:31:55.504	14:31:55.504	14:34:26.198	2:30.694	2:30.694		
2	14:49:50.967	14:49:50.967	14:52:12.586	2:21.619	4:52.313		
3	15:03:30.135	15:03:30.135	15:05:12.781	1:42.646	6:34.959		
4	15:10:42.116	15:10:42.116	15:15:04.315	4:22.199	10:57.158		

47 Alexander Moiseev Mercedes AMG GT3 - 2020
PROAM Lorin Spinelli AKM Motorsport

N°	In Day Time	In Time	Out Time	Pit Time	T. Pit Time	Handicap	Penalty
1	14:39:39.782	14:39:39.782	14:43:41.225	4:01.443	4:01.443		
2	14:58:15.451	14:58:15.451	15:02:18.573	4:03.122	8:04.565		
3	15:14:00.322	15:14:00.322	15:16:00.508	2:00.186	10:04.751		

50 Filip Teunkens Porsche 992 GT3 Cup
CUPPA Jaap Van Lagen Q1 by EMG Motorsport

N°	In Day Time	In Time	Out Time	Pit Time	T. Pit Time	Handicap	Penalty
1	14:36:10.514	14:36:10.514	14:44:47.664	8:37.150	8:37.150		

53 Nicolas Vandierendonck Porsche 992 GT3 Cup
CUPAM Dirk Schouten Q1 by EMG Motorsport

N°	In Day Time	In Time	Out Time	Pit Time	T. Pit Time	Handicap	Penalty
1	14:41:15.303	14:41:15.303	14:46:00.163	4:44.860	4:44.860		
2	14:58:43.333	14:58:43.333	15:07:08.727	8:25.394	13:10.254		

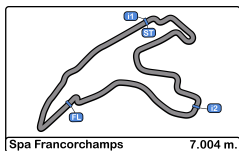
54 Jan Laurysen Porsche 992 GT3 Cup
CUPPA Bas Schouten Q1 by EMG Motorsport

N°	In Day Time	In Time	Out Time	Pit Time	T. Pit Time	Handicap	Penalty
1	14:35:18.012	14:35:18.012	14:37:49.397	2:31.385	2:31.385		
2	14:50:17.886	14:50:17.886	14:55:44.517	5:26.631	7:58.016		
3	15:05:47.961	15:05:47.961	15:08:16.556	2:28.595	10:26.611		
4	15:10:55.889	15:10:55.889	15:12:08.060	1:12.171	11:38.782		

55 Laurent de Meeus Ferrari 488 GT3
PROAM Jaime Stanley FF Corse

N°	In Day Time	In Time	Out Time	Pit Time	T. Pit Time	Handicap	Penalty
1	14:30:16.969	14:30:16.969	14:33:23.169	3:06.200	3:06.200		
2	14:43:01.964	14:43:01.964	14:46:09.432	3:07.468	6:13.668		
3	15:01:48.312	15:01:48.312	15:05:20.482	3:32.170	9:45.838		





Spa Francorchamps
International GT Open
Free Practice - 2
Pit Stop Analysis



63 Michele Beretta Lamborghini Huracan GT3 EVO

PRO Frederik Schandorff Vincenzo Sospiri Racing

N°	In Day Time	In Time	Out Time	Pit Time	T. Pit Time	Handicap	Penalty
1	14:45:37.991	14:45:37.991	14:47:42.386	2:04.395	2:04.395		
2	14:52:31.510	14:52:31.510	14:53:24.694	53.184	2:57.579		
3	14:55:44.359	14:55:44.359	14:59:11.446	3:27.087	6:24.666		
4	15:08:34.238	15:08:34.238	15:13:19.018	4:44.780	11:09.446		

72 Nick Moss McLaren 720 S GT3

PROAM Joe Osborne Inception Racing

N°	In Day Time	In Time	Out Time	Pit Time	T. Pit Time	Handicap	Penalty
1	14:29:03.090	14:29:03.090	14:32:06.163	3:03.073	3:03.073		
2	14:39:04.410	14:39:04.410	14:40:55.494	1:51.084	4:54.157		
3	14:50:35.677	14:50:35.677	14:51:51.944	1:16.267	6:10.424		
4	15:03:47.694	15:03:47.694	15:05:46.419	1:58.725	8:09.149		
5	15:15:27.908	15:15:27.908	15:17:00.581	1:32.673	9:41.822		

77 Al Faisal Al Zubair Porsche 911 GT3-R II 2019

PRO Andy Soucek Lechner Racing

N°	In Day Time	In Time	Out Time	Pit Time	T. Pit Time	Handicap	Penalty
1	14:30:10.468	14:30:10.468	14:32:15.116	2:04.648	2:04.648		
2	14:41:42.980	14:41:42.980	14:47:19.636	5:36.656	7:41.304		

88 Patryk Krupinski McLaren 720 S GT3

PROAM Christian Klien JP Motorsport

N°	In Day Time	In Time	Out Time	Pit Time	T. Pit Time	Handicap	Penalty
1	14:30:08.926	14:30:08.926	14:33:11.907	3:02.981	3:02.981		
2	14:43:05.578	14:43:05.578	15:06:33.972	23:28.394	26:31.375		
3	15:09:01.495	15:09:01.495	15:10:17.199	1:15.704	27:47.079		

97 Michael Dinan Aston Martin GT3 AMR MY2019

PRO Robby Foley TF Sport

N°	In Day Time	In Time	Out Time	Pit Time	T. Pit Time	Handicap	Penalty
1	14:28:17.485	14:28:17.485	14:35:04.824	6:47.339	6:47.339		
2	14:47:03.778	14:47:03.778	14:48:37.988	1:34.210	8:21.549		
3	15:00:47.373	15:00:47.373	15:02:31.029	1:43.656	10:05.205		
4	15:12:08.767	15:12:08.767	15:15:23.625	3:14.858	13:20.063		

100 Jakub Dwernicki Porsche 911 GT3 Cup gen 2

CUPPA Jan Antoszewski Alda Motorsport

N°	In Day Time	In Time	Out Time	Pit Time	T. Pit Time	Handicap	Penalty
1	14:36:08.731	14:36:08.731	14:39:33.172	3:24.441	3:24.441		
2	14:47:14.131	14:47:14.131	14:49:58.203	2:44.072	6:08.513		
3	14:57:56.339	14:57:56.339	15:00:02.572	2:06.233	8:14.746		

126 Albert Estragués Transam Euro Ford Mustang 2018

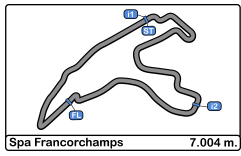
CUPAM Three Sixty Racing Team

N°	In Day Time	In Time	Out Time	Pit Time	T. Pit Time	Handicap	Penalty
1	14:44:51.555	14:44:51.555	14:54:56.985	10:05.430	10:05.430		



CIRCUIT DE SPA
FRANCORCHAMPS

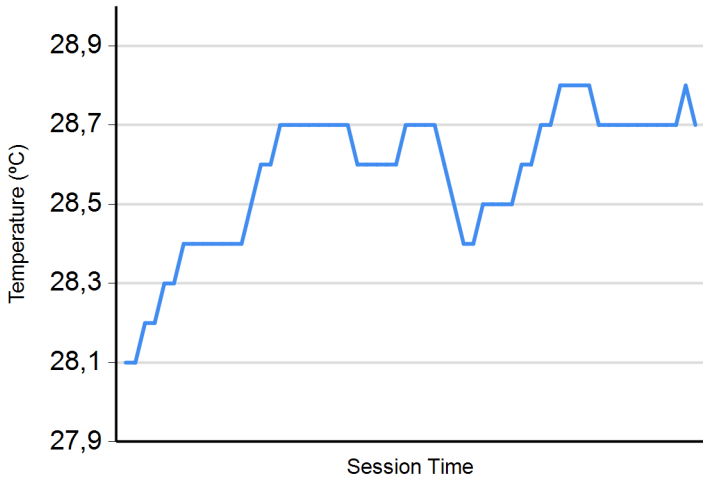




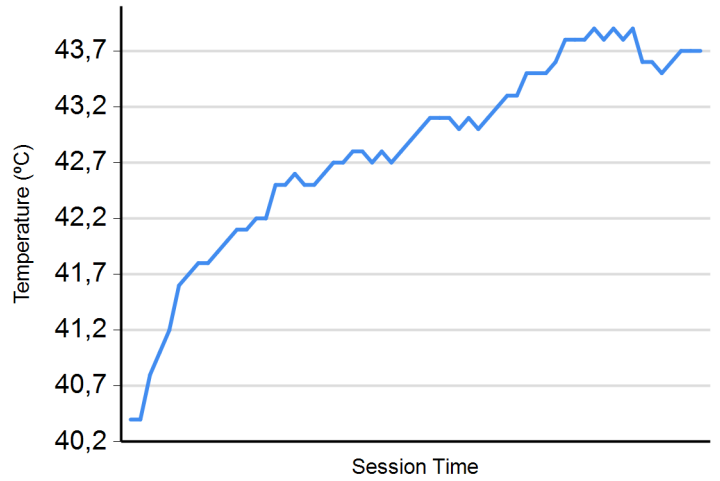
Spa Francorchamps
International GT Open
Free Practice - 2
Weather Report



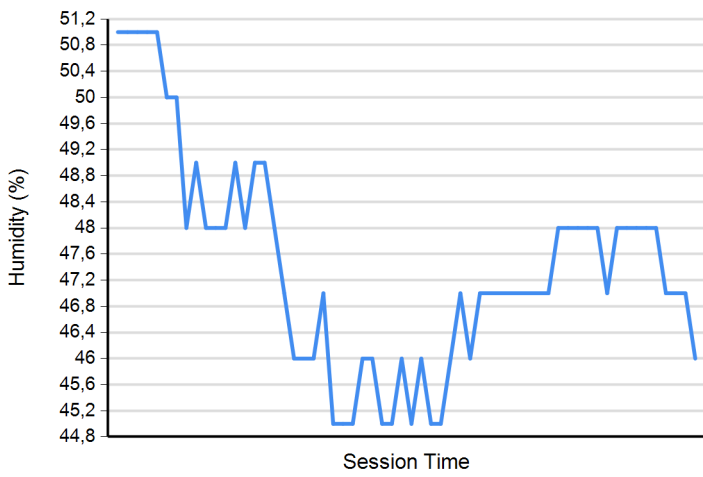
Air Temperature



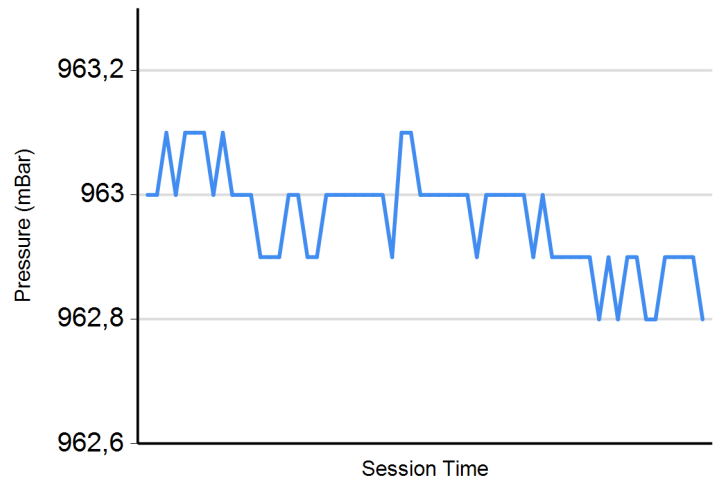
Track Temperature



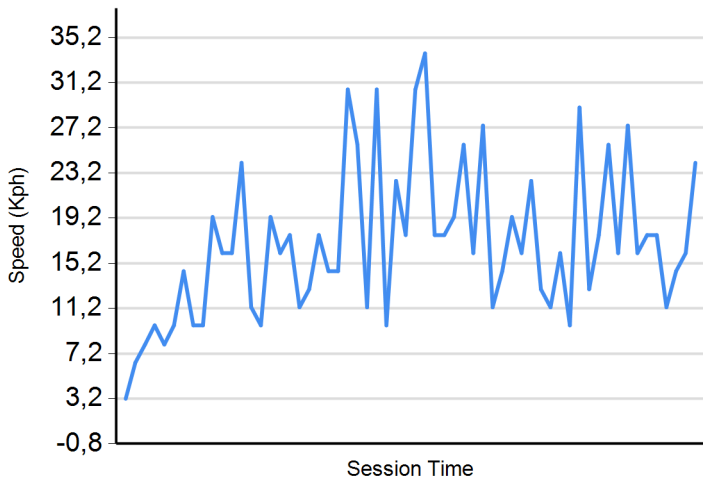
Humidity



Pressure

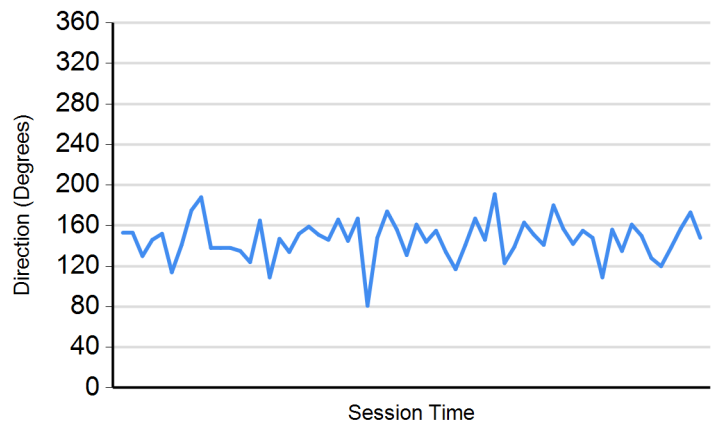


Wind Speed



Wind direction

North = 0°/360° Est = 90° South = 180° West = 270°



**Spa Francorchamps
International GT Open
Free Practice - 1 - 2
Combined Results**

CAR 126 TIME 2:35.629 DELETED TRACK LIMITS AT T 4
CAR 7 TIME 25:29.485 DELETED TRACK LIMITS AT T 4
CAR 55 TIME 2:34.171 DELETED TRACK LIMITS AT T 4
CAR 32 TIME 2:39.388 DELETED TRACK LIMITS AT T 17
CAR 11 TIME 2:23.044 DELETED TRACK LIMITS AT T 4

Published at:.....

Stewards:	Race Director:	Timekeeper: Luis Angel García Nuñez JOB/I-0020-ESP
------------------	-----------------------	--