

**Spa Francorchamps**  
**International GT Open**  
**Free Practice - 3**  
**Provisional Results**



Cls	Nº	Entrant/Team	Nat	Driver 1	Nat	Driver 2	Nat	Vehicle	Cat	Cls	Laps	Best	Time	Gap	Interval	Km/h
1	14	AKM Motorsport		Florian Scholze		Jens Liebhauser		Mercedes AMG GT3 - 2020	AM	1	14	8	2:19.763			180.4
2	88	JP Motorsport		Patryk Krupinski		Christian Klien		McLaren 720 S GT3	PROAM	1	11	8	2:19.983	0.220	0.220	180.1
3	7	Inception Racing		Brendan Iribe		Ollie Millroy		McLaren 720 S GT3	PROAM	2	12	10	2:20.178	0.415	0.195	179.8
4	11	Reno Racing		Jens Reno Moller		Marcus Paverud		Honda NSX GT3 Evo	PROAM	3	15	11	2:20.187	0.424	0.009	179.8
5	72	Inception Racing		Nick Moss		Joe Osborne		McLaren 720 S GT3	PROAM	4	12	10	2:20.796	1.033	0.609	179.0
6	22	Balfe Motorsport		Shaun Balfe		Adam Carroll		Audi R8 GT3 LMS 2019	PROAM	5	13	8	2:20.816	1.053	0.020	179.0
7	97	TF Sport		Michael Dinan		Robby Foley		Aston Martin GT3 AMR MY2019	PRO	1	13	9	2:20.929	1.166	0.113	178.9
8	17	HP Racing International		Gerhard Tweraser		Jan Seyffert		Lamborghini Huracan GT3 EVO	PROAM	6	14	5	2:22.420	2.657	1.491	177.0
9	47	AKM Motorsport		Alexander Moiseev		Loris Spinelli		Mercedes AMG GT3 - 2020	PROAM	7	12	9	2:22.432	2.669	0.012	177.0
10	55	FF Corse		Laurent de Meeus		Jaime Stanley		Ferrari 488 GT3	PROAM	8	13	11	2:24.590	4.827	2.158	174.3
11	8	Barone Rampante		Giuseppe Cipriani				Lamborghini Huracan GT3 EVO	AM	2	8	3	2:25.097	5.334	0.507	173.7
12	53	Q1 by EMG Motorsport		Nicolas Vandierendonck		Dirk Schouten		Porsche 992 GT3 Cup	CUPAM	1	8	5	2:31.228	11.465	6.131	166.7
13	100	Alda Motorsport		Jakub Dwernicki		Jan Antoszewski		Porsche 911 GT3 Cup gen 2	CUPPA	1	12	9	2:31.307	11.544	0.079	166.6
14	126	Three Sixty Racing Team		Albert Estragués				Transam Euro Ford Mustang 2018	CUPAM	2	8	8	2:32.158	12.395	0.851	165.7
15	50	Q1 by EMG Motorsport		Filip Teunkens		Jaap Van Lagen		Porsche 992 GT3 Cup	CUPPA	2	8	6	2:32.464	12.701	0.306	165.3
16	26	Q1 by EMG Motorsport		Maciej Darmetko		Artur Janosz		Porsche 911 GT3 Cup gen 2	CUPPA	3	3	2	2:33.327	13.564	0.863	164.4
17	54	Q1 by EMG Motorsport		Jan Laurysen		Bas Schouten		Porsche 992 GT3 Cup	CUPPA	4	4	2	2:37.334	17.571	4.007	160.2
18	32	Three Sixty Racing Team		Fernando Fortes				Porsche 911 GT3 Cup gen 2	CUPAM	3	8	7	2:42.531	22.768	5.197	155.1
19	44	Eugenio Pisani		Eugenio Pisani		Stefano Bozzoni		Porsche 911 GT3 Cup gen 1	CUPPA	5	9	8	2:42.870	23.107	0.339	154.8

**\* PENALTIES**

- CAR 11 TIME 2:20.228 DELETED TRACK LIMITS AT T 17
- CAR 55 TIME 2:24.814 DELETED TRACK LIMITS AT T 17
- CAR 88 TIME 2:30.252 DELETED TRACK LIMITS AT T 4
- CAR 11 TIME 2:35.947 DELETED TRACK LIMITS AT T 17
- CAR 88 TIME 2:20.612 DELETED TRACK LIMITS AT T 4
- CAR 55 TIME 2:28.398 DELETED TRACK LIMITS AT T 4
- CAR 100 TIME 2:47.049 DELETED TRACK LIMITS AT T 17
- CAR 47 TIME 2:22.288 DELETED TRACK LIMITS AT T 17
- CAR 55 TIME 2:26.008 DELETED TRACK LIMITS AT T 17
- CAR 47 TIME 2:27.222 DELETED TRACK LIMITS AT T 4
- CAR 97 TIME 2:23.787 DELETED TRACK LIMITS AT T 17
- CAR 11 TIME 2:23.067 DELETED TRACK LIMITS AT T 17

Published at:.....

Track Temp: 43.2 °C Air Temp: 29.2 °C Humidity: 41 % Track Status: DRY

Stewards:

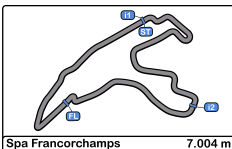
Race Director:

Timekeeper:

Luís Angel García Nuñez

JOB/I-0020-ESP





**Spa Francorchamps**  
**International GT Open**  
**Free Practice - 3**  
**Provisional Results by Category**



Cls	Nº	Entrant/Team	Nat	Driver 1	Nat	Driver 2	Nat	Vehicle	Cat	Cls	Laps	Best	Time	Gap	Interval	Km/h
<b>PRO</b>																
1	97	TF Sport	GBR	Michael Dinan	USA	Robby Foley	USA	Aston Martin GT3 AMR MY2019	PRO	1	13	9	2:20.929			178.9
<b>PROAM</b>																
1	88	JP Motorsport	POL	Patryk Krupinski	POL	Christian Klien	AUT	McLaren 720 S GT3	PROAM	1	11	8	2:19.983			180.1
2	7	Inception Racing	GBR	Brendan Iribe	USA	Ollie Millroy	GBR	McLaren 720 S GT3	PROAM	2	12	10	2:20.178	0.195	0.195	179.8
3	11	Reno Racing	DNK	Jens Reno Moller	DNK	Marcus Paverud	NOR	Honda NSX GT3 Evo	PROAM	3	15	11	2:20.187	0.204	0.009	179.8
4	72	Inception Racing	GBR	Nick Moss	GBR	Joe Osborne	GBR	McLaren 720 S GT3	PROAM	4	12	10	2:20.796	0.813	0.609	179.0
5	22	Balfe Motorsport	GBR	Shaun Balfe	GBR	Adam Carroll	GBR	Audi R8 GT3 LMS 2019	PROAM	5	13	8	2:20.816	0.833	0.020	179.0
6	17	HP Racing International	DEU	Gerhard Tweraser	AUT	Jan Seyffert	DEU	Lamborghini Huracan GT3 EVO	PROAM	6	14	5	2:22.420	2.437	1.604	177.0
7	47	AKM Motorsport	SMR	Alexander Moiseev	RUS	Loris Spinelli	ITA	Mercedes AMG GT3 - 2020	PROAM	7	12	9	2:22.432	2.449	0.012	177.0
8	55	FF Corse	GBR	Laurent de Meeus	BEL	Jaime Stanley	GBR	Ferrari 488 GT3	PROAM	8	13	11	2:24.590	4.607	2.158	174.3
<b>AM</b>																
1	14	AKM Motorsport	SMR	Florian Scholze	DEU	Jens Liebhauser	DEU	Mercedes AMG GT3 - 2020	AM	1	14	8	2:19.763			180.4
2	8	Barone Rampante	ITA	Giuseppe Cipriani	ITA			Lamborghini Huracan GT3 EVO	AM	2	8	3	2:25.097	5.334	5.334	173.7
<b>CUPPA</b>																
1	100	Alda Motorsport	POL	Jakub Dwernicki	POL	Jan Antoszewski	POL	Porsche 911 GT3 Cup gen 2	CUPPA	1	12	9	2:31.307			166.6
2	50	Q1 by EMG Motorsport	BEL	Filip Teunkens	BEL	Jaap Van Lagen	BEL	Porsche 992 GT3 Cup	CUPPA	2	8	6	2:32.464	1.157	1.157	165.3
3	26	Q1 by EMG Motorsport	BEL	Maciej Darmetko	POL	Artur Janosz	POL	Porsche 911 GT3 Cup gen 2	CUPPA	3	3	2	2:33.327	2.020	0.863	164.4
4	54	Q1 by EMG Motorsport	BEL	Jan Laurysen	BEL	Bas Schouten	NLD	Porsche 992 GT3 Cup	CUPPA	4	4	2	2:37.334	6.027	4.007	160.2
5	44	Eugenio Pisani	ITA	Eugenio Pisani	ITA	Stefano Bozzoni	ITA	Porsche 911 GT3 Cup gen 1	CUPPA	5	9	8	2:42.870	11.563	5.536	154.8
<b>CUPAM</b>																
1	53	Q1 by EMG Motorsport	BEL	Nicolas Vandierendonck	BEL	Dirk Schouten	NLD	Porsche 992 GT3 Cup	CUPAM	1	8	5	2:31.228			166.7
2	126	Three Sixty Racing Team	AND	Albert Estragués	ESP			Transam Euro Ford Mustang 2018	CUPAM	2	8	8	2:32.158	0.930	0.930	165.7
3	32	Three Sixty Racing Team	AND	Fernando Fortes	BRA			Porsche 911 GT3 Cup gen 2	CUPAM	3	8	7	2:42.531	11.303	10.373	155.1

**\* PENALTIES**

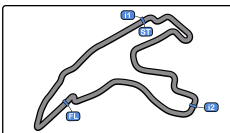
- CAR 11 TIME 2:20.228 DELETED TRACK LIMITS AT T 17
- CAR 55 TIME 2:24.814 DELETED TRACK LIMITS AT T 17
- CAR 88 TIME 2:30.252 DELETED TRACK LIMITS AT T 4
- CAR 11 TIME 2:35.947 DELETED TRACK LIMITS AT T 17
- CAR 88 TIME 2:20.612 DELETED TRACK LIMITS AT T 4
- CAR 55 TIME 2:28.398 DELETED TRACK LIMITS AT T 4

Published at:.....

Track Temp: **43.2 °C** Air Temp: **29.2 °C** Humidity: **41 %** Track Status: **DRY**

<b>Stewards:</b>	<b>Race Director:</b>	<b>Timekeeper:</b> Luis Angel García Nuñez <i>[Signature]</i> JOB/I-0020-ESP
------------------	-----------------------	--





**Spa Francorchamps**  
**International GT Open**  
**Free Practice - 3**



**Provisional Results by Category**

Spa Francorchamps 7.004 m.

CAR 100 TIME 2:47.049 DELETED TRACK LIMITS AT T 17

CAR 47 TIME 2:22.288 DELETED TRACK LIMITS AT T 17

CAR 55 TIME 2:26.008 DELETED TRACK LIMITS AT T 17

CAR 47 TIME 2:27.222 DELETED TRACK LIMITS AT T 4

CAR 97 TIME 2:23.787 DELETED TRACK LIMITS AT T 17

CAR 11 TIME 2:23.067 DELETED TRACK LIMITS AT T 17

Published at:.....

Track Temp: **43.2 °C** Air Temp: **29.2 °C** Humidity: **41 %** Track Status: **DRY**

**Stewards:**

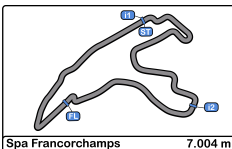
**Race Director:**

**Timekeeper:**

Luís Angel García Nuñez

JOB/I-0020-ESP





**Spa Francorchamps**  
**International GT Open**  
**Free Practice - 3**  
**Provisional Results by Class**



Cls	Nº	Entrant/Team	Nat	Driver 1	Nat	Driver 2	Nat	Vehicle	Cat	Cls	Laps	Best	Time	Gap	Interval	Km/h
<b>International GT Open</b>																
1	14	AKM Motorsport	GBR	Florian Scholze	DEU	Jens Liebhauser	DEU	Mercedes AMG GT3 - 2020	AM	1	14	8	2:19.763			180.4
2	88	JP Motorsport	POL	Patryk Krupinski	POL	Christian Klien	AUT	McLaren 720 S GT3	PROAM	1	11	8	2:19.983	0.220	0.220	180.1
3	7	Inception Racing	GBR	Brendan Iribe	USA	Ollie Millroy	GBR	McLaren 720 S GT3	PROAM	2	12	10	2:20.178	0.415	0.195	179.8
4	11	Reno Racing	DNK	Jens Reno Moller	DNK	Marcus Paverud	NOR	Honda NSX GT3 Evo	PROAM	3	15	11	2:20.187	0.424	0.009	179.8
5	72	Inception Racing	GBR	Nick Moss	GBR	Joe Osborne	GBR	McLaren 720 S GT3	PROAM	4	12	10	2:20.796	1.033	0.609	179.0
6	22	Balfe Motorsport	GBR	Shaun Balfe	GBR	Adam Carroll	GBR	Audi R8 GT3 LMS 2019	PROAM	5	13	8	2:20.816	1.053	0.020	179.0
7	97	TF Sport	GBR	Michael Dinan	USA	Robby Foley	USA	Aston Martin GT3 AMR MY2019	PRO	1	13	9	2:20.929	1.166	0.113	178.9
8	17	HP Racing International	DEU	Gerhard Tweraser	AUT	Jan Seyffert	DEU	Lamborghini Huracan GT3 EVO	PROAM	6	14	5	2:22.420	2.657	1.491	177.0
9	47	AKM Motorsport	RUS	Alexander Moiseev	RUS	Loris Spinelli	ITA	Mercedes AMG GT3 - 2020	PROAM	7	12	9	2:22.432	2.669	0.012	177.0
10	55	FF Corse	GBR	Laurent de Meeus	BEL	Jaime Stanley	GBR	Ferrari 488 GT3	PROAM	8	13	11	2:24.590	4.827	2.158	174.3
11	8	Barone Rampante	ITA	Giuseppe Cipriani	ITA		ITA	Lamborghini Huracan GT3 EVO	AM	2	8	3	2:25.097	5.334	0.507	173.7

<b>GT Open Cup Europe</b>																
1	53	Q1 by EMG Motorsport	BEL	Nicolas Vandierendonck	BEL	Dirk Schouten	NLD	Porsche 992 GT3 Cup	CUPAM	1	8	5	2:31.228			166.7
2	100	Alda Motorsport	POL	Jakub Dwernicki	POL	Jan Antoszewski	POL	Porsche 911 GT3 Cup gen 2	CUPPA	1	12	9	2:31.307	0.079	0.079	166.6
3	126	Three Sixty Racing Team	ESP	Albert Estragués	ESP			Transam Euro Ford Mustang 2018	CUPAM	2	8	8	2:32.158	0.930	0.851	165.7
4	50	Q1 by EMG Motorsport	BEL	Filip Teunkens	BEL	Jaap Van Lagen	BEL	Porsche 992 GT3 Cup	CUPPA	2	8	6	2:32.464	1.236	0.306	165.3
5	26	Q1 by EMG Motorsport	POL	Maciej Darmetko	POL	Artur Janosz	POL	Porsche 911 GT3 Cup gen 2	CUPPA	3	3	2	2:33.327	2.099	0.863	164.4
6	54	Q1 by EMG Motorsport	BEL	Jan Laurysen	BEL	Bas Schouten	NLD	Porsche 992 GT3 Cup	CUPPA	4	4	2	2:37.334	6.106	4.007	160.2
7	32	Three Sixty Racing Team	BRA	Fernando Fortes	BRA			Porsche 911 GT3 Cup gen 2	CUPAM	3	8	7	2:42.531	11.303	5.197	155.1
8	44	Eugenio Pisani	ITA	Eugenio Pisani	ITA	Stefano Bozzoni	ITA	Porsche 911 GT3 Cup gen 1	CUPPA	5	9	8	2:42.870	11.642	0.339	154.8

**\* PENALTIES**

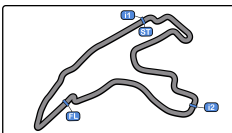
- CAR 11 TIME 2:20.228 DELETED TRACK LIMITS AT T 17
- CAR 55 TIME 2:24.814 DELETED TRACK LIMITS AT T 17
- CAR 88 TIME 2:30.252 DELETED TRACK LIMITS AT T 4
- CAR 11 TIME 2:35.947 DELETED TRACK LIMITS AT T 17
- CAR 88 TIME 2:20.612 DELETED TRACK LIMITS AT T 4
- CAR 55 TIME 2:28.398 DELETED TRACK LIMITS AT T 4
- CAR 100 TIME 2:47.049 DELETED TRACK LIMITS AT T 17
- CAR 47 TIME 2:22.288 DELETED TRACK LIMITS AT T 17
- CAR 55 TIME 2:26.008 DELETED TRACK LIMITS AT T 17
- CAR 47 TIME 2:27.222 DELETED TRACK LIMITS AT T 4

Published at:.....

Track Temp: 43.2 °C Air Temp: 29.2 °C Humidity: 41 % Track Status: DRY

<b>Stewards:</b>	<b>Race Director:</b>	<b>Timekeeper:</b> Luis Angel García Nuñez JOB/I-0020-ESP
------------------	-----------------------	--





**Spa Francorchamps**  
**International GT Open**  
**Free Practice - 3**  
**Provisional Results by Class**

Spa Francorchamps 7.004 m.

CAR 97 TIME 2:23.787 DELETED TRACK LIMITS AT T 17

CAR 11 TIME 2:23.067 DELETED TRACK LIMITS AT T 17



Published at:.....

Track Temp: **43.2 °C** Air Temp: **29.2 °C** Humidity: **41 %** Track Status: **DRY**

**Stewards:**

**Race Director:**

**Timekeeper:**

Luís Angel García Nuñez

JOB/I-0020-ESP





**Spa Francorchamps**  
International GT Open  
Free Practice - 3  
Lap Analysis



**7** Brendan Iribe McLaren 720 S GT3 **14** Florian Scholze Mercedes AMG GT3 - 2020

PROAM							AM						AKM Motorsport		
Lap	D	Time	Sector 1	Sector 2	Sector 3	T. Spd	Elapsed	Lap	D	Time	Sector 1	Sector 2	Sector 3	T. Spd	Elapsed
1		16:25:07.619	16:23:19.986	1:10.101	37.532	195.6	16:25:07.619	1		16:23:55.447	16:22:10.165	1:07.720	37.562	245.4	16:23:55.447
2		2:21.154	40.118	1:04.979	36.057	256.5	16:27:28.773	2		2:23.863	40.809	1:06.499	36.555	252.9	16:26:19.310
3		2:20.473	39.846	1:04.804	35.823	259.6	16:29:49.246	3		2:23.081	40.404	1:06.091	36.586	252.9	16:28:42.391
4		2:26.901	39.659	1:05.535	41.707	260.2	16:32:16.147	4		2:31.753 P	40.190	1:07.008	44.555	254.7	16:31:14.144
5		2:21.328	39.654	1:05.235	36.439	259.6	16:34:37.475	5		3:22.110	1:40.176	1:05.437	36.497	251.7	16:34:36.254
6		2:44.294 P	39.882	1:06.233	58.179	262.7	16:37:21.769	6		2:42.826 P	39.944	1:05.703	57.179	257.7	16:37:19.080
7		6:45.893	5:04.217	1:05.092	36.584	254.7	16:44:07.662	7		5:14.291	3:32.919	1:04.925	36.447	250.5	16:42:33.371
8		2:21.416	39.807	1:05.553	36.056	258.9	16:46:29.078	8		2:19.763	39.896	1:04.266	35.601	255.9	16:44:53.134
9		2:20.573	39.552	1:04.755	36.266	260.2	16:48:49.651	9		2:20.000	39.901	1:04.221	35.878	256.5	16:47:13.134
10		2:20.178	39.727	1:04.632	35.819	259.6	16:51:09.829	10		2:28.937 P	39.793	1:05.161	43.983	254.7	16:49:42.071
11		2:21.385	39.677	1:05.202	36.506	260.2	16:53:31.214	11		3:37.946	1:50.216	1:10.960	36.770	193.2	16:53:20.017
12		2:27.562 P	39.771	1:05.540	42.251	259.6	16:55:58.776	12		2:21.778	39.846	1:05.279	36.653	254.1	16:55:41.795
13								13		2:20.458	39.765	1:04.680	36.013	255.9	16:58:02.253
14								14		2:52.823 P	39.737	1:11.005	1:02.081	258.3	17:00:55.076

**8** Giuseppe Cipriani Lamborghini Huracan GT3 EVO  
AM Barone Rampante

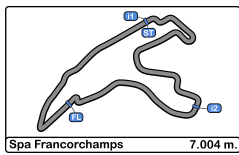
AM							PROAM						HP Racing International		
Lap	D	Time	Sector 1	Sector 2	Sector 3	T. Spd	Elapsed	Lap	D	Time	Sector 1	Sector 2	Sector 3	T. Spd	Elapsed
1		16:23:39.179	16:21:53.780	1:07.881	37.518	236.3	16:23:39.179	1		16:25:09.571	16:23:14.238	1:14.916	40.417	233.7	16:25:09.571
2		2:26.254	42.311	1:06.374	37.569	246.5	16:26:05.433	2		2:26.829	41.781	1:07.462	37.586	242.6	16:27:36.400
3		2:25.097	41.682	1:06.412	37.003	247.1	16:28:30.530	3		2:23.270	41.051	1:05.575	36.644	244.8	16:29:59.670
4		2:38.030 P	44.961	1:08.332	44.737	238.9	16:31:08.560	4		2:23.371	41.153	1:05.499	36.719	243.2	16:32:23.041
5		5:59.829 P	4:04.028	1:05.862	49.939	242.1	16:37:08.389	5		2:22.420	40.964	1:05.064	36.392	244.8	16:34:45.461
6		8:34.578 P	6:38.099	1:08.774	47.705	238.4	16:45:42.967	6		2:45.774 P	40.721	1:05.428	59.625	247.1	16:37:31.235
7		11:49.354	10:05.056	1:07.032	37.266	235.2	16:57:32.321	7		6:03.188	4:19.491	1:06.939	36.758	244.8	16:43:34.423
8		2:54.276 P	41.682	1:09.509	1:03.085	244.3	17:00:26.597	8		2:22.776	40.845	1:05.348	36.583	244.8	16:45:57.199
9								9		2:22.479	40.692	1:05.217	36.570	247.1	16:48:19.678
10								10		2:22.427	40.926	1:05.090	36.411	247.7	16:50:42.105
11								11		2:23.710	41.176	1:05.857	36.677	247.1	16:53:05.815
12								12		2:22.753	40.812	1:05.271	36.670	244.8	16:55:28.568
13								13		2:23.099	40.966	1:05.419	36.714	247.7	16:57:51.667
14								14		3:00.013 P	40.728	1:19.642	59.643	247.1	17:00:51.680

**11** Jens Reno Moller Honda NSX GT3 Evo  
PROAM Marcus Paverud Reno Racing

PROAM							PROAM						Balfe Motorsport		
Lap	D	Time	Sector 1	Sector 2	Sector 3	T. Spd	Elapsed	Lap	D	Time	Sector 1	Sector 2	Sector 3	T. Spd	Elapsed
1		16:22:57.734	16:21:09.833	1:09.246	38.655	233.2	16:22:57.734	1		16:24:12.096	16:22:20.494	1:13.023	38.579	207.6	16:24:12.096
2		2:23.256	40.413	1:05.981	36.862	256.5	16:25:20.990	2		2:25.436	41.027	1:06.838	37.571	252.9	16:26:37.532
3		2:23.067	40.142	1:06.371	36.554	257.7	16:27:44.057	3		2:29.877	43.634	1:08.828	37.415	243.7	16:29:07.409
4		2:23.082	40.256	1:05.922	36.904	257.1	16:30:07.139	4		2:35.242 P	40.832	1:07.360	47.050	251.1	16:31:42.651
5		2:29.953 P	40.308	1:06.076	43.569	255.3	16:32:37.092	5		3:51.991	2:01.516	1:09.541	40.934	241.0	16:35:34.642
6		3:16.340	1:34.117	1:05.719	36.504	252.3	16:35:53.432	6		2:48.847 P	40.595	1:15.081	53.171	250.5	16:38:23.489
7		2:46.212 P	46.147	1:13.130	46.935	146.9	16:38:39.644	7		6:01.333	4:14.961	1:08.978	37.394	227.8	16:44:24.822
8		4:03.839	2:13.054	1:14.076	36.709	247.7	16:42:43.483	8		2:20.816	40.220	1:04.568	36.028	252.9	16:46:45.638
9		2:20.973	39.819	1:05.163	35.991	256.5	16:45:04.456	9		2:21.500	39.944	1:04.198	37.358	253.5	16:49:07.138
10		2:20.906	40.033	1:04.599	36.274	257.1	16:47:25.362	10		2:46.356 P	46.829	1:12.156	47.371	212.1	16:51:53.494
11		2:20.187	39.889	1:04.345	35.953	255.9	16:49:45.549	11		4:25.838	2:33.644	1:13.458	38.736	224.0	16:56:19.332
12		4:26.282 P	40.136	1:07.265	2:38.881	254.1	16:54:11.831	12		2:21.173	40.095	1:04.761	36.317	255.3	16:58:40.505
13		2:35.947	54.563	1:05.017	36.367	254.1	16:56:47.778	13		3:02.492 P	44.999	1:21.027	56.466	197.0	17:01:42.997
14		2:20.228	39.505	1:04.482	36.241	258.3	16:59:08.006								
15		2:48.942 P	46.087	1:13.642	49.213	194.2	17:01:56.948								

PROAM							PROAM						Balfe Motorsport		
Lap	D	Time	Sector 1	Sector 2	Sector 3	T. Spd	Elapsed	Lap	D	Time	Sector 1	Sector 2	Sector 3	T. Spd	Elapsed
1		16:24:12.096	16:22:20.494	1:13.023	38.579	207.6	16:24:12.096	1		16:24:12.096	16:22:20.494	1:13.023	38.579	207.6	16:24:12.096
2		2:25.436	41.027	1:06.838	37.571	252.9	16:26:37.532	2		2:25.436	41.027	1:06.838	37.571	252.9	16:26:37.532
3		2:29.877	43.634	1:08.828	37.415	243.7	16:29:07.409	3		2:29.877	43.634	1:08.828	37.415	243.7	16:29:07.409
4		2:35.242 P	40.832	1:07.360	47.050	251.1	16:31:42.651	4		2:35.242 P	40.832	1:07.360	47.050	251.1	16:31:42.651
5		3:51.991	2:01.516	1:09.541	40.934	241.0	16:35:34.642	5		3:51.991	2:01.516	1:09.541	40.934	241.0	16:35:34.642
6		2:48.847 P	40.595	1:15.081	53.171	250.5	16:38:23.489	6		2:48.847 P	40.595	1:15.081	53.171	250.5	16:38:23.489
7		6:01.333	4:14.961	1:08.978	37.394	227.8	16:44:24.822	7		6:01.333	4:14.961	1:08.978	37.394	227.8	16:44:24.822
8		2:20.816	40.220	1:04.568	36.028	252.9	16:46:45.638	8		2:20.816	40.220	1:04.568	36.028	252.9	16:46:45.638
9		2:21.500	39.944	1:04.198	37.358	253.5	16:49:07.138	9		2:21.500	39.944	1:04.198	37.358	253.5	16:49:07.138
10		2:46.356 P	46.829	1:12.156	47.371	212.1	16:51:53.494	10		2:46.356 P	46.829	1:12.156	47.371	212.1	16:51:53.494
11		4:25.838	2:33.644	1:13.458	38.736	224.0	16:56:19.332	11		4:25.838	2:33.644	1:13.458	38.736	224.0	16:56:19.332
12		2:21.173	40.095	1:04.761	36.317	255.3	16:58:40.505	12		2:21.173	40.095	1:04.761	36.317	255.3	16:58:40.505
13		3:02.492 P	44.999	1:21.027	56.466	197.0	17:01:42.997	13		3:02.492 P	44.999	1:21.027	56.466	197.0	17:01:42.997



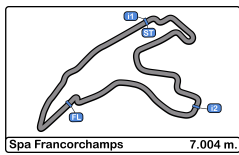


**Spa Francorchamps**  
International GT Open  
Free Practice - 3  
Lap Analysis



26 Maciej Darmetko Porsche 911 GT3 Cup gen 2							50 Filip Teunkens Porsche 992 GT3 Cup								
CUPPA Artur Janosz Q1 by EMG Motorsport							CUPPA Jaap Van Lagen Q1 by EMG Motorsport								
Lap	D	Time	Sector 1	Sector 2	Sector 3	T. Spd	Elapsed	Lap	D	Time	Sector 1	Sector 2	Sector 3	T. Spd	Elapsed
1		16:27:03.370	16:25:11.120	1:12.540	39.710	237.3	16:27:03.370	1		16:34:34.656	16:32:32.820	1:18.245	43.591	181.8	16:34:34.656
2		<b>2:33.327</b>	43.403	<b>1:11.020</b>	<b>38.904</b>	242.1	16:29:36.697	2		2:58.610 P	48.046	1:14.978	55.586	225.4	16:37:33.266
3		2:52.187 P	<b>43.081</b>	1:12.153	56.953	243.7	16:32:28.884	3		5:26.978	3:32.143	1:13.557	41.278	233.7	16:43:00.244
32 Fernando Fortes Porsche 911 GT3 Cup gen 2							4 Nicolas Vandierendonck Porsche 992 GT3 Cup								
CUPAM Three Sixty Racing Team							CUPAM Dirk Schouten Q1 by EMG Motorsport								
Lap	D	Time	Sector 1	Sector 2	Sector 3	T. Spd	Elapsed	Lap	D	Time	Sector 1	Sector 2	Sector 3	T. Spd	Elapsed
1		16:29:21.424	16:27:23.352	1:15.174	42.898	212.5	16:29:21.424	1		16:25:16.059	16:23:11.703	1:23.869	40.487	116.5	16:25:16.059
2		3:01.176 P	47.402	1:17.913	55.861	214.7	16:32:22.600	2		2:34.839	44.009	1:11.400	39.430	237.3	16:27:50.898
3		5:29.584 P	3:09.433	1:17.639	1:02.512	228.8	16:37:52.184	3		2:32.152	43.462	1:09.955	<b>38.735</b>	239.4	16:30:23.050
4		7:49.938	5:45.513	1:21.857	42.568	165.3	16:45:42.122	4		2:31.610	<b>43.177</b>	1:09.523	38.910	239.4	16:32:54.660
5		2:47.538 P	44.047	1:14.506	49.010	215.5	16:48:29.685	5		<b>2:31.228</b>	43.249	<b>1:09.056</b>	38.923	238.4	16:35:25.888
6		6:38.046	4:47.084	<b>1:10.757</b>	<b>40.205</b>	227.8	16:55:07.731	6		2:48.179 P	43.388	1:13.446	51.345	240.5	16:38:14.067
7		<b>2:42.531</b>	<b>43.689</b>	1:14.621	44.221	231.7	16:57:50.262	7		16:18.872	14:04.304	1:25.188	49.380	156.7	16:54:32.939
8		3:12.573 P	48.810	1:17.881	1:05.882	190.8	17:01:02.835	8		3:12.367 P	52.045	1:23.496	56.826	189.4	16:57:45.306
44 Eugenio Pisani Porsche 911 GT3 Cup gen 1							54 Jan Laurysse Porsche 992 GT3 Cup								
CUPPA Stefano Bozzoni Eugenio Pisani							CUPPA Bas Schouten Q1 by EMG Motorsport								
Lap	D	Time	Sector 1	Sector 2	Sector 3	T. Spd	Elapsed	Lap	D	Time	Sector 1	Sector 2	Sector 3	T. Spd	Elapsed
1		16:31:21.073	16:29:17.724	1:19.444	43.905	200.7	16:31:21.073	1		16:31:13.511	16:29:12.526	1:20.301	40.684	173.0	16:31:13.511
2		2:45.601	45.605	1:16.968	43.028	213.8	16:34:06.674	2		<b>2:37.334</b>	44.414	1:13.127	39.793	216.8	16:33:50.845
3		2:54.511 P	45.942	1:17.551	51.018	209.3	16:37:01.185	3		2:31.307	<b>43.012</b>	<b>1:09.524</b>	<b>38.771</b>	238.9	16:36:22.152
4		6:58.388	4:57.061	1:18.840	42.487	176.7	16:43:59.573	4		3:11.832 P	52.393	1:23.594	55.845	158.3	16:39:33.984
5		2:45.495	45.657	1:17.658	42.180	206.1	16:46:45.068	55 Laurent de Meeus Ferrari 488 GT3							
6		2:44.810	46.409	1:16.491	41.910	219.5	16:49:29.878	PROAM Jaime Stanley FF Corse							
7		2:43.968	<b>45.017</b>	1:15.942	43.009	218.6	16:52:13.846	PROAM Loris Spinelli AKM Motorsport							
8		<b>2:42.870</b>	45.240	<b>1:15.937</b>	<b>41.693</b>	220.8	16:54:56.716	PROAM Alexander Moiseev Mercedes AMG GT3 - 2020							
9		2:53.133 P	45.210	1:17.017	50.906	220.8	16:57:49.849	PROAM Loris Spinelli AKM Motorsport							
47 Alexander Moiseev Mercedes AMG GT3 - 2020							55 Laurent de Meeus Ferrari 488 GT3								
PROAM Loris Spinelli AKM Motorsport							PROAM Jaime Stanley FF Corse								
Lap	D	Time	Sector 1	Sector 2	Sector 3	T. Spd	Elapsed	Lap	D	Time	Sector 1	Sector 2	Sector 3	T. Spd	Elapsed
1		16:25:05.554 P	16:23:11.352	1:09.417	44.785	242.6	16:25:05.554	1		16:26:32.173	16:24:24.094	1:24.950	43.129	163.1	16:26:32.173
2		3:21.962	1:35.474	1:08.816	37.672	247.1	16:28:27.516	2		2:37.963	44.171	1:14.675	39.117	223.1	16:29:10.136
3		<del>2:27.222</del>	41.926	1:07.964	37.332	247.1	16:30:54.738	3		2:56.049 P	43.978	1:19.089	52.982	176.1	16:32:06.185
4		2:24.708	40.814	1:06.768	37.126	251.1	16:33:19.446	4		3:37.427	1:50.873	1:08.815	37.739	242.6	16:35:43.612
5		2:32.243 P	41.339	1:07.323	43.581	251.7	16:35:51.689	5		3:29.028 P	1:15.102	1:18.336	55.590	199.2	16:39:12.640
6		7:57.552	6:13.166	1:07.334	37.052	250.0	16:43:49.241	6		4:27.152	2:38.332	1:11.075	37.745	177.6	16:43:39.792
7		2:23.177	40.592	1:06.036	36.549	252.3	16:46:12.418	7		2:27.113	41.167	1:07.711	38.235	250.5	16:46:06.905
8		<del>2:22.288</del>	40.098	1:05.841	<b>36.349</b>	253.5	16:48:34.706	8		<del>2:26.008</del>	41.202	1:07.478	37.328	250.0	16:48:32.913
9		<b>2:22.432</b>	40.267	<b>1:05.741</b>	36.424	255.9	16:50:57.138	9		<del>2:28.308</del>	40.964	1:10.081	37.353	251.7	16:51:01.311
10		2:30.207 P	40.220	1:06.411	43.576	254.7	16:53:27.345	10		2:24.953	40.801	1:07.213	<b>36.939</b>	254.1	16:53:26.264
11		3:51.124	2:07.843	1:06.619	36.662	251.1	16:57:18.469	11		<b>2:24.590</b>	40.668	<b>1:06.852</b>	37.070	251.7	16:55:50.854
12		2:37.219 P	<b>40.079</b>	1:05.776	51.364	254.1	16:59:55.688	12		<del>2:24.814</del>	40.539	1:06.856	37.419	254.7	16:58:15.668
							13		2:49.469 P	<b>40.469</b>	1:13.725	55.275	252.9	17:01:05.137	





**Spa Francorchamps**  
International GT Open  
Free Practice - 3  
Lap Analysis



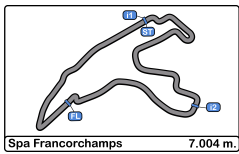
72							100								
Nick Moss							Jakub Dwernicki								
McLaren 720 S GT3							Porsche 911 GT3 Cup gen 2								
PROAM Joe Osborne							Alda Motorsport								
Inception Racing							CUPPA Jan Antoszewski								
Lap	D	Time	Sector 1	Sector 2	Sector 3	T. Spd	Elapsed	Lap	D	Time	Sector 1	Sector 2	Sector 3	T. Spd	Elapsed
1		16:22:34.860	16:20:50.074	1:07.767	37.019	247.1	16:22:34.860	1		16:23:13.974	16:21:02.917	1:24.289	46.768	146.3	16:23:13.974
2		2:27.986	40.425	1:08.529	39.032	256.5	16:25:02.846	2		2:50.519	51.315	1:18.215	40.989	153.8	16:26:04.493
3		2:21.293	40.118	1:05.327	35.848	256.5	16:27:24.139	3		2:59.027 P	46.774	1:19.360	52.893	191.1	16:29:03.520
4		2:21.461	40.012	1:05.523	35.926	258.9	16:29:45.600	4		5:27.955	3:34.557	1:13.441	39.957	217.3	16:34:31.475
5		2:31.832 P	40.202	1:05.688	45.942	257.1	16:32:17.432	5		2:55.491 P	44.011	1:14.164	57.316	226.4	16:37:26.966
6		4:39.987 P	2:28.743	1:12.275	58.969	254.7	16:36:57.419	6		5:32.610	3:39.500	1:13.270	39.840	232.2	16:42:59.576
7		7:15.139	5:32.889	1:05.656	36.594	252.9	16:44:12.558	7		2:33.761	43.292	1:11.839	38.630	238.9	16:45:33.337
8		2:21.784	40.139	1:05.561	36.084	256.5	16:46:34.342	8		2:32.505	43.255	1:10.783	38.467	240.0	16:48:05.842
9		2:22.493	39.999	1:05.699	36.795	257.1	16:48:56.835	9		2:31.307	42.968	1:09.935	38.404	242.1	16:50:37.149
10		2:20.796	40.159	1:04.765	35.872	255.9	16:51:17.631	10		2:47.049 P	43.535	1:11.538	51.976	240.0	16:53:24.198
11		2:20.852	40.002	1:05.046	35.804	257.7	16:53:38.483	11		3:42.003	1:52.307	1:11.192	38.504	238.4	16:57:06.201
12		2:31.046 P	39.881	1:05.503	45.662	257.7	16:56:09.529	12		2:48.220 P	42.792	1:10.329	55.099	243.7	16:59:54.421

88							126								
Patryk Krupinski							Albert Estragués								
McLaren 720 S GT3							Transam Euro Ford Mustang 2018								
PROAM Christian Klien							Three Sixty Racing Team								
JP Motorsport							CUPAM								
Lap	D	Time	Sector 1	Sector 2	Sector 3	T. Spd	Elapsed	Lap	D	Time	Sector 1	Sector 2	Sector 3	T. Spd	Elapsed
1		16:27:19.268	16:25:35.557	1:07.294	36.417	251.7	16:27:19.268	1		16:34:41.663	16:32:31.583	1:26.174	43.906	153.1	16:34:41.663
2		2:30.794 P	40.352	1:07.026	43.416	256.5	16:29:50.062	2		2:56.391 P	45.046	1:14.616	56.729	225.4	16:37:38.054
3		4:45.786	3:01.909	1:05.615	38.262	223.1	16:34:35.848	3		6:10.639	4:05.538	1:20.354	44.747	201.8	16:43:48.693
4		2:41.785 P	39.624	1:05.903	56.258	261.5	16:37:17.633	4		2:36.268	44.629	1:11.886	39.753	233.2	16:46:24.961
5		6:01.086	4:19.915	1:05.535	35.636	256.5	16:43:18.719	5		2:34.317	43.854	1:10.904	39.559	236.8	16:48:59.278
6		2:22.013	39.847	1:05.144	37.022	257.1	16:45:40.732	6		2:32.971	43.693	1:10.176	39.102	240.0	16:51:32.249
7		2:22.102	39.390	1:06.848	35.864	262.1	16:48:02.834	7		2:32.981	43.616	1:10.352	39.013	239.4	16:54:05.230
8		2:19.983	39.513	1:04.809	35.661	260.8	16:50:22.817	8		2:32.158	43.373	1:09.830	38.955	241.6	16:56:37.388
9		2:21.218	39.678	1:05.708	35.832	255.3	16:52:44.035	9			51.427			173.6	
10		2:20.642	39.369	1:05.037	36.206	260.2	16:55:04.647								
11		2:30.252 P	39.316	1:07.658	43.278	263.4	16:57:34.899								

97							
Michael Dinan							
Aston Martin GT3 AMR MY2019							
PRO Robby Foley							
TF Sport							
Lap	D	Time	Sector 1	Sector 2	Sector 3	T. Spd	Elapsed
1		16:22:39.507	16:20:53.094	1:06.330	40.083	246.0	16:22:39.507
2		2:23.821	39.988	1:07.554	36.279	254.7	16:25:03.328
3		2:23.787	39.944	1:05.744	38.099	241.6	16:27:27.115
4		2:21.197	40.098	1:05.134	35.965	254.7	16:29:48.312
5		2:21.427	40.176	1:04.886	36.365	253.5	16:32:09.739
6		2:35.709 P	40.442	1:05.084	50.183	254.7	16:34:45.448
7		8:57.647	7:12.208	1:06.754	38.685	250.0	16:43:43.095
8		2:22.555	40.353	1:05.703	36.499	254.1	16:46:05.650
9		2:20.929	40.328	1:04.614	35.987	255.3	16:48:26.579
10		2:21.079	40.300	1:04.588	36.191	253.5	16:50:47.658
11		2:33.694 P	40.167	1:06.311	47.216	254.1	16:53:21.352
12		3:30.382	1:47.839	1:06.371	36.172	251.7	16:56:51.734
13		2:31.775 P	40.804	1:05.118	45.853	253.5	16:59:23.509





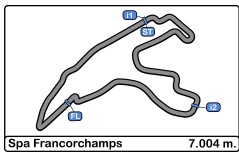


**Spa Francorchamps**  
**International GT Open**  
**Free Practice - 3**  
**Best Sectors Results**



Sector - 1				Sector - 2				Sector - 3				Ideal Lap vs Best Lap				
Clas	Nº	Driver	Time	Nº	Driver	Time	Nº	Driver	Time	Clas	Nº	Driver	Ideal Lap	Best Lap	Clas	
1	88	Krupinski - Klien	39.316	22	Balfe - Carroll	1:04.198	14	Scholze - Liebhauser	35.601	1	14	Scholze - Liebhauser	2:19.559	2:19.763	1	
2	11	Reno Moller - Paverud	39.505	14	Scholze - Liebhauser	1:04.221	88	Krupinski - Klien	35.636	2	88	Krupinski - Klien	2:19.761	2:19.983	2	
3	7	Iribe - Millroy	39.552	11	Reno Moller - Paverud	1:04.345	72	Moss - Osborne	35.804	3	11	Reno Moller - Paverud	2:19.803	2:20.187	4	
4	14	Scholze - Liebhauser	39.737	97	Dinan - Foley	1:04.588	7	Iribe - Millroy	35.819	4	7	Iribe - Millroy	2:20.003	2:20.178	3	
5	72	Moss - Osborne	39.881	7	Iribe - Millroy	1:04.632	11	Reno Moller - Paverud	35.953	5	22	Balfe - Carroll	2:20.170	2:20.816	6	
6	22	Balfe - Carroll	39.944	72	Moss - Osborne	1:04.765	97	Dinan - Foley	35.965	6	72	Moss - Osborne	2:20.450	2:20.796	5	
7	97	Dinan - Foley	39.944	88	Krupinski - Klien	1:04.809	22	Balfe - Carroll	36.028	7	97	Dinan - Foley	2:20.497	2:20.929	7	
8	47	Moiseev - Spinelli	40.079	17	McKansy - Seyffert	1:05.064	47	Moiseev - Spinelli	36.349	8	17	McKansy - Seyffert	2:22.148	2:22.420	8	
9	55	de Meeus - Stanley	40.469	47	Moiseev - Spinelli	1:05.741	17	McKansy - Seyffert	36.392	9	47	Moiseev - Spinelli	2:22.169	2:22.432	9	
10	17	McKansy - Seyffert	40.692	8	Giuseppe Cipriani	1:05.862	55	de Meeus - Stanley	36.939	10	55	de Meeus - Stanley	2:24.260	2:24.590	10	
11	8	Giuseppe Cipriani	41.682	55	de Meeus - Stanley	1:06.852	8	Giuseppe Cipriani	37.003	11	8	Giuseppe Cipriani	2:24.547	2:25.097	11	
12	50	Teunkens - Van Lagen	42.726	53	Vandierendonck - Schouten	1:09.056	100	Dwernicki - Antoszewski	38.404	12	53	Vandierendonck - Schouten	2:30.968	2:31.228	12	
13	100	Dwernicki - Antoszewski	42.792	54	Laurysen - Schouten	1:09.524	53	Vandierendonck - Schouten	38.735	13	100	Dwernicki - Antoszewski	2:31.131	2:31.307	13	
14	54	Laurysen - Schouten	43.012	126	Albert Estragués	1:09.830	54	Laurysen - Schouten	38.771	14	54	Laurysen - Schouten	2:31.307	2:37.334	17	
15	26	Darmetko - Janosz	43.081	100	Dwernicki - Antoszewski	1:09.935	26	Darmetko - Janosz	38.904	15	126	Albert Estragués	2:32.158	2:32.158	14	
16	53	Vandierendonck - Schouten	43.177	50	Teunkens - Van Lagen	1:10.537	126	Albert Estragués	38.955	16	50	Teunkens - Van Lagen	2:32.317	2:32.464	15	
17	126	Albert Estragués	43.373	32	Fernando Fortes	1:10.757	50	Teunkens - Van Lagen	39.054	17	26	Darmetko - Janosz	2:33.005	2:33.327	16	
18	32	Fernando Fortes	43.689	26	Darmetko - Janosz	1:11.020	32	Fernando Fortes	40.205	18	32	Fernando Fortes	2:34.651	2:42.531	18	
19	44	Pisani - Bozzoni	45.017	44	Pisani - Bozzoni	1:15.937	44	Pisani - Bozzoni	41.693	19	44	Pisani - Bozzoni	2:42.647	2:42.870	19	



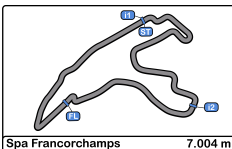


**Spa Francorchamps**  
**International GT Open**  
**Free Practice - 3**  
**Best 5 Lap Times**



Cl	N°	Entrant/Team	Nat	Driver 1	Nat	Driver 2	Nat	Vehicle	Cat	Cl	Best 1		Best 2		Best 3		Best 4		Best 5	
											Time	Lap	Time	Lap	Time	Lap	Time	Lap	Time	Lap
1	14	AKM Motorsport		Florian Scholze		Jens Liebhauser		Mercedes AMG GT3 - 2020	AM	1	2:19.763	8	2:20.000	9	2:20.458	13	2:21.778	12	2:23.081	3
2	88	JP Motorsport		Patryk Krupinski		Christian Kliem		McLaren 720 S GT3	PROAM	1	2:19.983	8	2:21.218	9	2:22.013	6	2:22.102	7	2:30.794	2
3	7	Inception Racing		Brendan Iribe		Ollie Millroy		McLaren 720 S GT3	PROAM	2	2:20.178	10	2:20.473	3	2:20.573	9	2:21.154	2	2:21.328	5
4	11	Reno Racing		Jens Reno Moller		Marcus Paverud		Honda NSX GT3 Evo	PROAM	3	2:20.187	11	2:20.906	10	2:20.973	9	2:23.082	4	2:23.256	2
5	72	Inception Racing		Nick Moss		Joe Osborne		McLaren 720 S GT3	PROAM	4	2:20.796	10	2:20.852	11	2:21.293	3	2:21.461	4	2:21.784	8
6	22	Balfe Motorsport		Shaun Balfe		Adam Carroll		Audi R8 GT3 LMS 2019	PROAM	5	2:20.816	8	2:21.173	12	2:21.500	9	2:25.436	2	2:29.877	3
7	97	TF Sport		Michael Dinan		Robby Foley		Aston Martin GT3 AMR MY2019	PRO	1	2:20.929	9	2:21.079	10	2:21.197	4	2:21.427	5	2:22.555	8
8	17	HP Racing International		Gerhard Tweraser		Jan Seyffert		Lamborghini Huracan GT3 EVO	PROAM	6	2:22.420	5	2:22.427	10	2:22.479	9	2:22.753	12	2:22.776	8
9	47	AKM Motorsport		Alexander Moiseev		Loris Spinelli		Mercedes AMG GT3 - 2020	PROAM	7	2:22.432	9	2:23.177	7	2:24.708	4	2:30.207	10	2:32.243	5
10	55	FF Corse		Laurent de Meeus		Jaime Stanley		Ferrari 488 GT3	PROAM	8	2:24.590	11	2:24.953	10	2:27.113	7	2:37.963	2	2:56.049	3
11	8	Barone Rampante		Giuseppe Cipriani				Lamborghini Huracan GT3 EVO	AM	2	2:25.097	3	2:26.254	2	2:38.030	4	8:34.578	6	11:49.35	7
12	53	Q1 by EMG Motorsport		Nicolas Vandierendonck		Dirk Schouten		Porsche 992 GT3 Cup	CUPAM	1	2:31.228	5	2:31.610	4	2:32.152	3	2:34.839	2	3:12.367	8
13	100	Alda Motorsport		Jakub Dwernicki		Jan Antoszewski		Porsche 911 GT3 Cup gen 2	CUPPA	1	2:31.307	9	2:32.505	8	2:33.761	7	2:50.519	2	2:59.027	3
14	126	Three Sixty Racing Team		Albert Estragués				Transam Euro Ford Mustang 2018	CUPAM	2	2:32.158	8	2:32.971	6	2:32.981	7	2:34.317	5	2:36.268	4
15	50	Q1 by EMG Motorsport		Filip Teunkens		Jaap Van Lagen		Porsche 992 GT3 Cup	CUPPA	2	2:32.464	6	2:33.616	5	2:35.310	4	2:44.259	7	5:26.978	3
16	26	Q1 by EMG Motorsport		Maciej Darmetko		Artur Janosz		Porsche 911 GT3 Cup gen 2	CUPPA	3	2:33.327	2	2:52.187	3						
17	54	Q1 by EMG Motorsport		Jan Laurysen		Bas Schouten		Porsche 992 GT3 Cup	CUPPA	4	2:37.334	2								
18	32	Three Sixty Racing Team		Fernando Fortes				Porsche 911 GT3 Cup gen 2	CUPAM	3	2:42.531	7	2:47.563	5	3:01.176	2	6:38.046	6	7:49.938	4
19	44	Eugenio Pisani		Eugenio Pisani		Stefano Bozzoni		Porsche 911 GT3 Cup gen 1	CUPPA	5	2:42.870	8	2:43.968	7	2:44.810	6	2:45.495	5	2:45.601	2





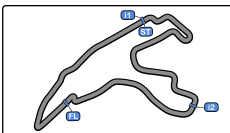
**Spa Francorchamps**  
**International GT Open**  
**Free Practice - 3**  
**Best 5 Top Speeds**



**Top 1      Top 2      Top 3      Top 4      Top 5**

Cl	N°	Entrant/Team	Nat	Driver 1	Nat	Driver 2	Nat	Vehicle	Cat	Cl	Km/h	Lap	Km/h	Lap	Km/h	Lap	Km/h	Lap	Km/h	Lap	Avg
1	88	JP Motorsport	POL	Patryk Krupinski	AUT	Christian Klien	AUT	McLaren 720 S GT3	PROAM	1	263.4	11	262.1	7	261.5	4	260.8	8	260.2	10	261.6
2	7	Inception Racing	GBR	Brendan Iribe	USA	Ollie Millroy	GBR	McLaren 720 S GT3	PROAM	2	262.7	6	260.2	4	260.2	9	260.2	11	259.6	3	260.6
3	72	Inception Racing	GBR	Nick Moss	GBR	Joe Osborne	GBR	McLaren 720 S GT3	PROAM	3	258.9	4	257.7	11	257.7	12	257.1	5	257.1	9	257.7
4	11	Reno Racing	DNK	Jens Reno Moller	DNK	Marcus Paverud	NOR	Honda NSX GT3 Evo	PROAM	4	258.3	14	257.7	3	257.1	4	257.1	10	256.5	2	257.3
5	14	AKM Motorsport	DEU	Florian Scholze	DEU	Jens Liebhauser	DEU	Mercedes AMG GT3 - 2020	AM	1	258.3	14	257.7	6	256.5	9	255.9	8	255.9	13	256.9
6	47	AKM Motorsport	RUS	Alexander Moiseev	RUS	Loris Spinelli	ITA	Mercedes AMG GT3 - 2020	PROAM	5	255.9	9	254.7	10	254.1	12	253.5	8	252.3	7	254.1
7	22	Balfe Motorsport	GBR	Shaun Balfe	GBR	Adam Carroll	GBR	Audi R8 GT3 LMS 2019	PROAM	6	255.3	12	253.5	9	252.9	2	252.9	8	251.1	4	253.1
8	97	TF Sport	USA	Michael Dinan	USA	Robby Foley	USA	Aston Martin GT3 AMR MY2019	PRO	1	255.3	9	254.7	2	254.7	4	254.7	6	254.1	8	254.7
9	55	FF Corse	BEL	Laurent de Meeus	BEL	Jaime Stanley	GBR	Ferrari 488 GT3	PROAM	7	254.7	12	254.1	10	252.9	13	251.7	9	251.7	11	253.0
10	17	HP Racing International	AUT	Gerhard Tweraser	AUT	Jan Seyffert	DEU	Lamborghini Huracan GT3 EVO	PROAM	8	247.7	10	247.7	13	247.1	6	247.1	9	247.1	11	247.3
11	8	Barone Rampante	ITA	Giuseppe Cipriani	ITA			Lamborghini Huracan GT3 EVO	AM	2	247.1	3	246.5	2	244.3	8	242.1	5	238.9	4	243.8
12	26	Q1 by EMG Motorsport	POL	Maciej Darmetko	POL	Artur Janosz	POL	Porsche 911 GT3 Cup gen 2	CUPPA	1	243.7	3	242.1	2	237.3	1					241.1
13	100	Alda Motorsport	POL	Jakub Dwernicki	POL	Jan Antoszewski	POL	Porsche 911 GT3 Cup gen 2	CUPPA	2	243.7	12	242.1	9	240.0	8	240.0	10	238.9	7	240.9
14	50	Q1 by EMG Motorsport	BEL	Filip Teunkens	BEL	Jaap Van Lagen	BEL	Porsche 992 GT3 Cup	CUPPA	3	243.2	5	243.2	6	242.6	7	241.6	4	235.8	8	241.3
15	126	Three Sixty Racing Team	ESP	Albert Estragués	ESP			Transam Euro Ford Mustang 2018	CUPAM	1	241.6	8	240.0	6	239.4	7	236.8	5	233.2	4	238.2
16	53	Q1 by EMG Motorsport	BEL	Nicolas Vandierendonck	BEL	Dirk Schouten	NLD	Porsche 992 GT3 Cup	CUPAM	2	240.5	6	239.4	3	239.4	4	238.4	5	237.3	2	239.0
17	54	Q1 by EMG Motorsport	BEL	Jan Laurysen	BEL	Bas Schouten	NLD	Porsche 992 GT3 Cup	CUPPA	4	238.9	3	216.8	2	173.0	1	158.3	4			196.8
18	32	Three Sixty Racing Team	BRA	Fernando Fortes	BRA			Porsche 911 GT3 Cup gen 2	CUPAM	3	231.7	7	228.8	3	227.8	6	215.5	5	214.7	2	223.7
19	44	Eugenio Pisani	ITA	Eugenio Pisani	ITA	Stefano Bozzoni	ITA	Porsche 911 GT3 Cup gen 1	CUPPA	5	220.8	8	220.8	9	219.5	6	218.6	7	213.8	2	218.7





**Spa Francorchamps**  
**International GT Open**  
**Free Practice - 3**

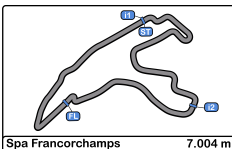
**Fastest Laps Sequence**

Spa Francorchamps 7.004 m.



Lap	Time of Day	Session Time	Nº	Entrant/Team	Nat	Driver 1	Nat	Driver 2	Nat	Vehicle	Cat	Time	Km/h
2	16:25:02.846	5:02.846	72	Inception Racing	GBR	Nick Moss	GBR	Joe Osborne	GBR	McLaren 720 S GT3	PROAM	2:27.986	170.3
2	16:25:03.328	5:03.328	97	TF Sport	GBR	Michael Dinan	USA	Robby Foley	USA	Aston Martin GT3 AMR MY2019	PRO	2:23.821	175.3
2	16:25:20.990	5:20.990	11	Reno Racing	DNK	Jens Reno Moller	DNK	Marcus Paverud	NOR	Honda NSX GT3 Evo	PROAM	2:23.256	176.0
3	16:27:24.139	7:24.139	72	Inception Racing	GBR	Nick Moss	GBR	Joe Osborne	GBR	McLaren 720 S GT3	PROAM	2:21.293	178.4
2	16:27:28.773	7:28.773	7	Inception Racing	GBR	Brendan Iribe	USA	Ollie Millroy	GBR	McLaren 720 S GT3	PROAM	2:21.154	178.6
3	16:29:49.246	9:49.246	7	Inception Racing	GBR	Brendan Iribe	USA	Ollie Millroy	GBR	McLaren 720 S GT3	PROAM	2:20.473	179.4
8	16:44:53.134	24:53.134	14	AKM Motorsport	SMR	Florian Scholze	DEU	Jens Liebhauser	DEU	Mercedes AMG GT3 - 2020	AM	2:19.763	180.4





**Spa Francorchamps**  
**International GT Open**

**Free Practice - 3**

**Event Best Maximum Speed**



Nº	Entrant/Team	Nat	Driver 1	Nat	Driver 2	Nat	Vehicle	Cat	Km/h	Session
88	JP Motorsport	POL	Patryk Krupinski	POL	Christian Klien	AUT	McLaren 720 S GT3	PROAM	267.3	Free Practice - 1
7	Inception Racing	GBR	Brendan Iribe	USA	Ollie Millroy	GBR	McLaren 720 S GT3	PROAM	265.3	Free Practice - 1
72	Inception Racing	GBR	Nick Moss	GBR	Joe Osborne	GBR	McLaren 720 S GT3	PROAM	265.3	Free Practice - 1
11	Reno Racing	DNK	Jens Reno Moller	DNK	Marcus Paverud	NOR	Honda NSX GT3 Evo	PROAM	263.4	Free Practice - 1
22	Balfe Motorsport	GBR	Shaun Balfe	GBR	Adam Carroll	GBR	Audi R8 GT3 LMS 2019	PROAM	262.1	Free Practice - 1
47	AKM Motorsport	SMR	Alexander Moiseev	RUS	Loris Spinelli	ITA	Mercedes AMG GT3 - 2020	PROAM	262.1	Free Practice - 1
97	TF Sport	GBR	Michael Dinan	USA	Robby Foley	USA	Aston Martin GT3 AMR MY2019	PRO	260.2	Free Practice - 1
55	FF Corse	GBR	Laurent de Meeus	BEL	Jaime Stanley	GBR	Ferrari 488 GT3	PROAM	259.6	Free Practice - 1
77	Lechner Racing	AUT	Al Faisal Al Zubair	OMN	Andy Soucek	ESP	Porsche 911 GT3-R II 2019	PRO	259.6	Free Practice - 2
14	AKM Motorsport	SMR	Florian Scholze	DEU	Jens Liebhauser	DEU	Mercedes AMG GT3 - 2020	AM	258.9	Free Practice - 1
63	Vincenzo Sospiri Racing	ITA	Michele Beretta	ITA	Frederik Schandorff	DNK	Lamborghini Huracan GT3 EVO	PRO	257.7	Free Practice - 1
44	Eugenio Pisani	ITA	Eugenio Pisani	ITA	Stefano Bozzoni	ITA	Porsche 911 GT3 Cup gen 1	CUPPA	257.1	Free Practice - 1
8	Barone Rampante	ITA	Giuseppe Cipriani	ITA			Lamborghini Huracan GT3 EVO	AM	257.1	Free Practice - 1
17	HP Racing International	DEU	Gerhard Tweraser	AUT	Jan Seyffert	DEU	Lamborghini Huracan GT3 EVO	PROAM	256.5	Free Practice - 1
19	Vincenzo Sospiri Racing	ITA	Baptiste Moulin	BEL	Yuki Nemoto	JPN	Lamborghini Huracan GT3 EVO	PRO	256.5	Free Practice - 1
26	Q1 by EMG Motorsport	BEL	Maciej Darmetko	POL	Artur Janosz	POL	Porsche 911 GT3 Cup gen 2	CUPPA	253.5	Free Practice - 1
24	A&P Racing Team PTT Tech Support	POL	Maciej Blazek	POL	Mateusz Lisowski	POL	Porsche 991 GT3 Cup gen 2	CUPPA	250.0	Free Practice - 1
50	Q1 by EMG Motorsport	BEL	Filip Teunkens	BEL	Jaap Van Lagen	BEL	Porsche 992 GT3 Cup	CUPPA	250.0	Free Practice - 1
100	Alda Motorsport	POL	Jakub Dwernicki	POL	Jan Antoszewski	POL	Porsche 911 GT3 Cup gen 2	CUPPA	249.4	Free Practice - 1
53	Q1 by EMG Motorsport	BEL	Nicolas Vandierendonck	BEL	Dirk Schouten	NLD	Porsche 992 GT3 Cup	CUPAM	248.2	Free Practice - 1
54	Q1 by EMG Motorsport	BEL	Jan Lauryszen	BEL	Bas Schouten	NLD	Porsche 992 GT3 Cup	CUPPA	247.7	Free Practice - 1
126	Three Sixty Racing Team	AND	Albert Estragués	ESP			Transam Euro Ford Mustang 2018	CUPAM	243.2	Free Practice - 2
32	Three Sixty Racing Team	AND	Fernando Fortes	BRA			Porsche 911 GT3 Cup gen 2	CUPAM	242.1	Free Practice - 2
27	Three Sixty Racing Team	AND	Marcio Mauro	BRA			Porsche 911 GT3 Cup gen 2	CUPAM	241.0	Free Practice - 2





**Spa Francorchamps**  
**International GT Open**  
**Free Practice - 3**  
**Pit Stop Analysis**



**7** Brendan Iribe McLaren 720 S GT3  
 PROAM Ollie Millroy Inception Racing

N°	In Day Time	In Time	Out Time	Pit Time	T. Pit Time	Handicap	Penalty
1	16:37:16.263	16:37:16.263	16:41:51.492	4:35.229	4:35.229		

**8** Giuseppe Cipriani Lamborghini Huracan GT3 EVO  
 AM Barone Rampante

N°	In Day Time	In Time	Out Time	Pit Time	T. Pit Time	Handicap	Penalty
1	16:31:03.286	16:31:03.286	16:34:34.697	3:31.411	3:31.411		
2	16:37:04.201	16:37:04.201	16:43:09.202	6:05.001	9:36.412		
3	16:45:37.704	16:45:37.704	16:55:09.875	9:32.171	19:08.583		

**11** Jens Reno Moller Honda NSX GT3 Evo  
 PROAM Marcus Paverud Reno Racing

N°	In Day Time	In Time	Out Time	Pit Time	T. Pit Time	Handicap	Penalty
1	16:32:31.950	16:32:31.950	16:33:36.196	1:04.246	1:04.246		
2	16:38:34.480	16:38:34.480	16:40:17.668	1:43.188	2:47.434		
3	16:52:11.584	16:52:11.584	16:54:31.645	2:20.061	5:07.495		

**14** Florian Scholze Mercedes AMG GT3 - 2020  
 AM Jens Liebhauser AKM Motorsport

N°	In Day Time	In Time	Out Time	Pit Time	T. Pit Time	Handicap	Penalty
1	16:31:08.534	16:31:08.534	16:32:19.281	1:10.747	1:10.747		
2	16:37:13.705	16:37:13.705	16:40:16.879	3:03.174	4:13.921		
3	16:49:36.135	16:49:36.135	16:50:54.676	1:18.541	5:32.462		

**17** Gerhard Tweraser Lamborghini Huracan GT3 EVO  
 PROAM Jan Seyffert HP Racing International

N°	In Day Time	In Time	Out Time	Pit Time	T. Pit Time	Handicap	Penalty
1	16:37:24.724	16:37:24.724	16:41:15.374	3:50.650	3:50.650		

**22** Shaun Balfe Audi R8 GT3 LMS 2019  
 PROAM Adam Carroll Balfe Motorsport

N°	In Day Time	In Time	Out Time	Pit Time	T. Pit Time	Handicap	Penalty
1	16:31:37.466	16:31:37.466	16:33:04.949	1:27.483	1:27.483		
2	16:38:18.302	16:38:18.302	16:41:59.999	3:41.697	5:09.180		
3	16:51:48.154	16:51:48.154	16:53:49.084	2:00.930	7:10.110		

**32** Fernando Fortes Porsche 911 GT3 Cup gen 2  
 CUPAM Three Sixty Racing Team

N°	In Day Time	In Time	Out Time	Pit Time	T. Pit Time	Handicap	Penalty
1	16:32:16.933	16:32:16.933	16:34:51.904	2:34.971	2:34.971		
2	16:37:46.878	16:37:46.878	16:42:43.427	4:56.549	7:31.520		
3	16:48:24.473	16:48:24.473	16:52:36.352	4:11.879	11:43.399		

**44** Eugenio Pisani Porsche 911 GT3 Cup gen 1  
 CUPPA Stefano Bozzoni Eugenio Pisani

N°	In Day Time	In Time	Out Time	Pit Time	T. Pit Time	Handicap	Penalty
1	16:36:56.251	16:36:56.251	16:41:17.454	4:21.203	4:21.203		

**47** Alexander Moiseev Mercedes AMG GT3 - 2020  
 PROAM Loris Spinelli AKM Motorsport

N°	In Day Time	In Time	Out Time	Pit Time	T. Pit Time	Handicap	Penalty
1	16:25:00.232	16:25:00.232	16:26:05.714	1:05.482	1:05.482		
2	16:35:46.477	16:35:46.477	16:41:29.688	5:43.211	6:48.693		
3	16:53:22.139	16:53:22.139	16:55:00.726	1:38.587	8:27.280		

**50** Filip Teunkens Porsche 992 GT3 Cup  
 CUPPA Jaap Van Lagen Q1 by EMG Motorsport

N°	In Day Time	In Time	Out Time	Pit Time	T. Pit Time	Handicap	Penalty
1	16:37:26.615	16:37:26.615	16:40:25.984	2:59.369	2:59.369		
2	16:53:20.547	16:53:20.547	16:58:17.512	4:56.965	7:56.334		

**53** Nicolas Vandierendonck Porsche 992 GT3 Cup  
 CUPAM Dirk Schouten Q1 by EMG Motorsport

N°	In Day Time	In Time	Out Time	Pit Time	T. Pit Time	Handicap	Penalty
1	16:38:08.642	16:38:08.642	16:51:27.444	13:18.802	13:18.802		

**55** Laurent de Meeus Ferrari 488 GT3  
 PROAM Jaime Stanley FF Corse

N°	In Day Time	In Time	Out Time	Pit Time	T. Pit Time	Handicap	Penalty
1	16:32:01.000	16:32:01.000	16:33:18.771	1:17.771	1:17.771		
2	16:39:07.356	16:39:07.356	16:41:12.433	2:05.077	3:22.848		

**72** Nick Moss McLaren 720 S GT3  
 PROAM Joe Osborne Inception Racing

N°	In Day Time	In Time	Out Time	Pit Time	T. Pit Time	Handicap	Penalty
1	16:32:12.356	16:32:12.356	16:34:11.667	1:59.311	1:59.311		
2	16:36:52.283	16:36:52.283	16:41:55.040	5:02.757	7:02.068		

**88** Patryk Krupinski McLaren 720 S GT3  
 PROAM Christian Klien JP Motorsport

N°	In Day Time	In Time	Out Time	Pit Time	T. Pit Time	Handicap	Penalty
1	16:29:44.976	16:29:44.976	16:32:16.996	2:32.020	2:32.020		
2	16:37:12.274	16:37:12.274	16:41:03.508	3:51.234	6:23.254		

**97** Michael Dinan Aston Martin GT3 AMR MY2019  
 PRO Robby Foley TF Sport

N°	In Day Time	In Time	Out Time	Pit Time	T. Pit Time	Handicap	Penalty
1	16:34:39.704	16:34:39.704	16:41:19.816	6:40.112	6:40.112		
2	16:53:16.191	16:53:16.191	16:54:33.975	1:17.784	7:57.896		

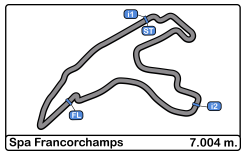
**100** Jakub Dwernicki Porsche 911 GT3 Cup gen 2  
 CUPPA Jan Antoszewski Alda Motorsport

N°	In Day Time	In Time	Out Time	Pit Time	T. Pit Time	Handicap	Penalty
1	16:28:58.265	16:28:58.265	16:31:57.251	2:58.986	2:58.986		
2	16:37:22.229	16:37:22.229	16:40:22.713	3:00.484	5:59.470		
3	16:53:18.898	16:53:18.898	16:54:37.652	1:18.754	7:18.224		

**126** Albert Estragués Transam Euro Ford Mustang 2018  
 CUPAM Three Sixty Racing Team

N°	In Day Time	In Time	Out Time	Pit Time	T. Pit Time	Handicap	Penalty
1	16:37:32.460	16:37:32.460	16:40:57.606	3:25.146	3:25.146		

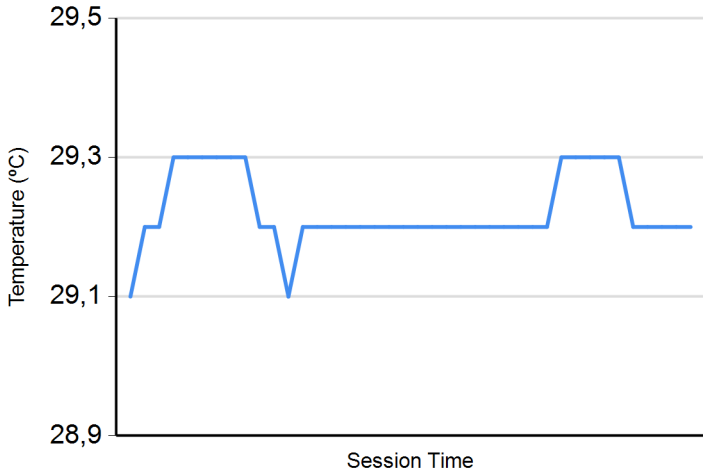




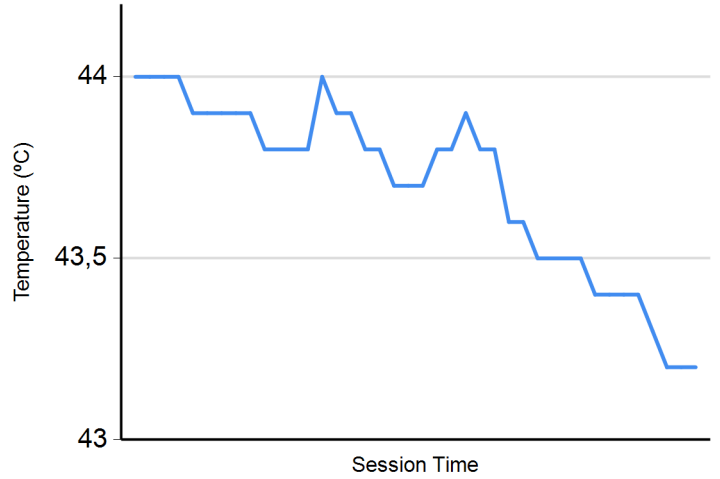
**Spa Francorchamps**  
**International GT Open**  
**Free Practice - 3**  
**Weather Report**



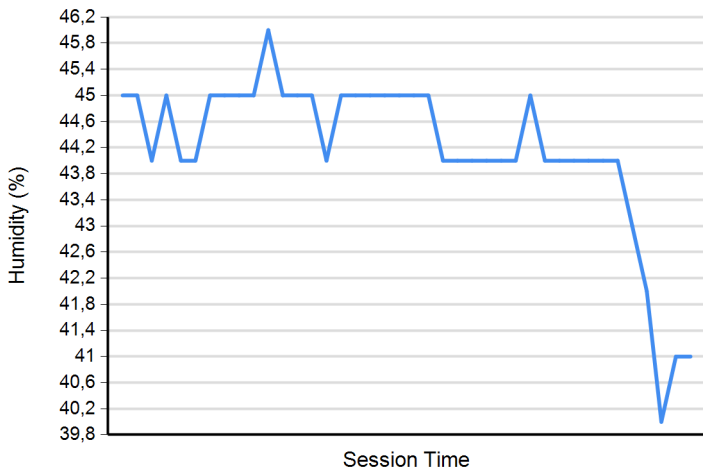
**Air Temperature**



**Track Temperature**



**Humidity**









**Spa Francorchamps**  
**International GT Open**  
**Free Practice - 1 + 2 + 3**  
**Combined Results**

CAR 126 TIME 2:35.629 DELETED TRACK LIMITS AT T 4
CAR 7 TIME 25:29.485 DELETED TRACK LIMITS AT T 4
CAR 55 TIME 2:34.171 DELETED TRACK LIMITS AT T 4
CAR 32 TIME 2:39.388 DELETED TRACK LIMITS AT T 17
CAR 11 TIME 2:23.044 DELETED TRACK LIMITS AT T 4
CAR 11 TIME 2:20.228 DELETED TRACK LIMITS AT T 17
CAR 55 TIME 2:24.814 DELETED TRACK LIMITS AT T 17
CAR 88 TIME 2:30.252 DELETED TRACK LIMITS AT T 4
CAR 11 TIME 2:35.947 DELETED TRACK LIMITS AT T 17
CAR 88 TIME 2:20.612 DELETED TRACK LIMITS AT T 4
CAR 55 TIME 2:28.398 DELETED TRACK LIMITS AT T 4
CAR 100 TIME 2:47.049 DELETED TRACK LIMITS AT T 17
CAR 47 TIME 2:22.288 DELETED TRACK LIMITS AT T 17
CAR 55 TIME 2:26.008 DELETED TRACK LIMITS AT T 17
CAR 47 TIME 2:27.222 DELETED TRACK LIMITS AT T 4
CAR 97 TIME 2:23.787 DELETED TRACK LIMITS AT T 17
CAR 11 TIME 2:23.067 DELETED TRACK LIMITS AT T 17

Published at:.....

<b>Stewards:</b>	<b>Race Director:</b>	<b>Timekeeper:</b> Luis Angel García Nuñez JOB/I-0020-ESP
------------------	-----------------------	--

