

**Hungaroring**  
**International GT Open**  
**Free Practice - 1**  
**Provisional Results**



Cls	Nº	Entrant/Team	Nat	Driver 1	Nat	Driver 2	Nat	Vehicle	Cat	Cls	Laps	Best	Time	Gap	Interval	Km/h
1	77	Lechner Racing	AUT	Benjamin Barker	GBR	Andy Soucek	ESP	Porsche 911 GT3-R II 2019	PRO	1	20	4	2:01.427			129.8
2	63	Vincenzo Sospiri Racing	ITA	Michele Beretta	ITA	Frederik Schandorff	DNK	Lamborghini Huracan GT3 EVO	PRO	2	17	3	2:01.460	0.033	0.033	129.8
3	19	Vincenzo Sospiri Racing	ITA	Baptiste Moulin	BEL	Yuki Nemoto	JPN	Lamborghini Huracan GT3 EVO	PRO	3	24	5	2:02.392	0.965	0.932	128.8
4	88	JP Motorsport	POL	Patryk Krupinski	POL	Christian Klien	AUT	McLaren 720 S GT3	PROAM	1	23	4	2:02.527	1.100	0.135	128.7
5	777	Olimp Racing	POL	Marcin Jedlinski	POL	Karol Basz	POL	Mercedes AMG GT3 - 2020	PROAM	2	26	25	2:03.240	1.813	0.713	127.9
6	7	Inception Racing	GBR	Brendan Iribe	USA	Ollie Millroy	GBR	McLaren 720 S GT3	PROAM	3	20	8	2:03.315	1.888	0.075	127.8
7	47	AKM Motorsport	SMR	Gianluca Giraudi	ITA	Loris Spinelli	ITA	Mercedes AMG GT3 - 2020	PROAM	4	22	21	2:03.537	2.110	0.222	127.6
8	25	Kessel Racing	CHE	Michael Dinan	USA	Robby Foley	USA	Ferrari 488 GT3	PRO	4	26	6	2:03.782	2.355	0.245	127.4
9	8	Barone Rampante	ITA	Giuseppe Cipriani	ITA			Lamborghini Huracan GT3 EVO	AM	1	19	18	2:04.171	2.744	0.389	127.0
10	14	AKM Motorsport	SMR	Marco Antonelli	ITA			Mercedes AMG GT3 - 2020	AM	2	24	23	2:04.605	3.178	0.434	126.5
11	17	HP Racing International	DEU	Gerhard Tweraser	AUT	Jan Seyffert	DEU	Lamborghini Huracan GT3 EVO	PROAM	5	23	21	2:05.202	3.775	0.597	125.9
12	93	Baporo Motorsport	ESP	Daniel Diaz-Varela	ESP	Jaume Font	ESP	Mercedes AMG GT3 - 2020	AM	3	23	9	2:05.381	3.954	0.179	125.7
13	5	Olimp Racing	POL	Stanislaw Jedlinski	POL	Krystian Korzeniowski	POL	Mercedes AMG GT3 - 2020	AM	4	23	16	2:05.640	4.213	0.259	125.5
14	24	A&P Racing Team PTT Tech Support	POL	Maciej Blazek	POL	Mateusz Lisowski	POL	Porsche 991 GT3 Cup gen 2	CUPPA	1	22	3	2:05.944	4.517	0.304	125.2
15	100	Alda Motorsport	POL	Jakub Dwernicki	POL	Jan Antoszewski	POL	Porsche 911 GT3 Cup gen 2	CUPPA	2	26	3	2:07.382	5.955	1.438	123.8
16	33	Alda Motorsport	POL	Tomasz Magdziarz	POL	Daan Pijl	NLD	Porsche 911 GT3 Cup gen 2	CUPPA	3	27	7	2:08.079	6.652	0.697	123.1
17	26	Q1 by EMG Motorsport	BEL	Artur Darmetko	POL	Artur Janosz	POL	Porsche 911 GT3 Cup gen 2	CUPPA	4	20	5	2:08.313	6.886	0.234	122.9
18	44	Eugenio Pisani/CAME Racing Team	ITA	Eugenio Pisani	ITA	Stefano Bozzoni	ITA	Porsche 911 GT3 Cup gen 1	CUPPA	5	24	10	2:11.170	9.743	2.857	120.2
19	45	Mark Speakerwas/CAME Racing	ITA	Mark Speakerwas	ITA	Peter Karpi	HUN	Porsche 911 GT3 Cup gen 1	CUPAM	1	17	14	2:14.565	13.138	3.395	117.2
20	11	Reno Racing	DNK	Jens Reno Moller	DNK	Marcus Paverud	NOR	Honda NSX GT3 Evo	PROAM	6	1	1	10:01:54.4	9:59:53.0	9:59:39.8	00.0

**\* PENALTIES**

- CAR 93 TIME 2:07.893 DELETED TRACK LIMITS AT T 4
- CAR 33 TIME 2:08.020 DELETED TRACK LIMITS AT T 4
- CAR 14 TIME 2:10.123 DELETED TRACK LIMITS AT T 4
- CAR 33 TIME 2:09.952 DELETED TRACK LIMITS AT T4
- CAR 8 TIME 2:25.827 DELETED TRACK LIMITS AT T 11
- CAR 33 TIME 2:10.967 DELETED TRACK LIMITS AT T 4
- CAR 100 TIME 2:07.875 DELETED TRACK LIMITS AT T 4
- CAR 17 TIME 2:15.874 DELETED TRACK LIMITS AT T 4
- CAR 33 TIME 2:09.722 DELETED TRACK LIMITS AT T 4
- CAR 45 TIME 2:12.669 DELETED TRACK LIMITS AT T 4
- CAR 24 TIME 2:07.004 DELETED TRACK LIMITS AT T 11
- CAR 33 TIME 2:10.840 DELETED TRACK LIMITS AT T 4
- CAR 45 TIME 2:13.580 DELETED TRACK LIMITS AT T 4

Published at:.....

Track Temp: **23.9 °C** Air Temp: **24.4 °C** Humidity: **77 %** Track Status: **WET**

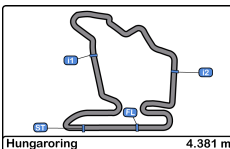
Stewards:

Race Director:

Timekeeper: *[Signature]* Luis Angel Garcia Nuñez

JOB/I-0020-ESP





**Hungaroring**  
**International GT Open**  
**Free Practice - 1**  
**Provisional Results**



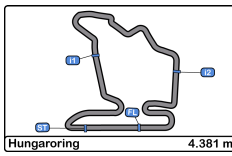
- CAR 33 TIME 2:09.318 DELETED TRACK LIMITS AT T 4
- CAR 5 TIME 2:12.238 DELETED TRACK LIMITS AT T 11
- CAR 5 TIME 2:06.265 DELETED TRACK LIMITS AT T 4
- CAR 8 TIME 2:05.465 DELETED TRACK LIMITS AT T 4
- CAR 33 TIME 2:17.729 DELETED TRACK LIMITS AT T 4
- CAR 100 TIME 2:17.898 DELETED TRACK LIMITS AT T 4
- CAR 8 TIME 2:05.707 DELETED TRACK LIMITS AT T 4
- CAR 24 TIME 2:09.514 DELETED TRACK LIMITS AT T 4
- CAR 47 TIME 2:04.218 DELETED TRACK LIMITS AT T 4
- CAR 47 TIME 2:04.847 DELETED TRACK LIMITS AT T 4
- CAR 45 TIME 2:26.219 DELETED TRACK LIMITS AT T 4
- CAR 77 TIME 2:04.967 DELETED TRACK LIMITS AT T 4
- CAR 63 TIME 2:04.657 DELETED TRACK LIMITS AT T 4
- CAR 19 TIME 2:08.979 DELETED TRACK LIMITS AT T 4
- CAR 47 TIME 2:03.861 DELETED TRACK LIMITS AT T 4
- CAR 777 TIME 2:04.887 DELETED TRACK LIMITS AT T 4
- CAR 14 TIME 2:05.265 DELETED TRACK LIMITS AT T 4

Published at:.....

Track Temp: **23.9 °C** Air Temp: **24.4 °C** Humidity: **77 %** Track Status: **WET**

<b>Stewards:</b>	<b>Race Director:</b>	<b>Timekeeper:</b> Luis Angel Garcia Nuñez JOB/I-0020-ESP
------------------	-----------------------	--





**Hungaroring**  
**International GT Open**  
**Free Practice - 1**  
**Provisional Results by Category**



Cls	Nº	Entrant/Team	Nat	Driver 1	Nat	Driver 2	Nat	Vehicle	Cat	Cls	Laps	Best	Time	Gap	Interval	Km/h
<b>PRO</b>																
1	77	Lechner Racing	AUT	Benjamin Barker	GBR	Andy Soucek	ESP	Porsche 911 GT3-R II 2019	PRO	1	20	4	2:01.427			129.8
2	63	Vincenzo Sospiri Racing	ITA	Michele Beretta	ITA	Frederik Schandorff	DNK	Lamborghini Huracan GT3 EVO	PRO	2	17	3	2:01.460	0.033	0.033	129.8
3	19	Vincenzo Sospiri Racing	ITA	Baptiste Moulin	BEL	Yuki Nemoto	JPN	Lamborghini Huracan GT3 EVO	PRO	3	24	5	2:02.392	0.965	0.932	128.8
4	25	Kessel Racing	CHE	Michael Dinan	USA	Robby Foley	USA	Ferrari 488 GT3	PRO	4	26	6	2:03.782	2.355	1.390	127.4
<b>PROAM</b>																
1	88	JP Motorsport	POL	Patryk Krupinski	POL	Christian Klien	AUT	McLaren 720 S GT3	PROAM	1	23	4	2:02.527			128.7
2	777	Olimp Racing	POL	Marcin Jedlinski	POL	Karol Basz	POL	Mercedes AMG GT3 - 2020	PROAM	2	26	25	2:03.240	0.713	0.713	127.9
3	7	Inception Racing	GBR	Brendan Iribe	USA	Ollie Millroy	GBR	McLaren 720 S GT3	PROAM	3	20	8	2:03.315	0.788	0.075	127.8
4	47	AKM Motorsport	SMR	Gianluca Giraudi	ITA	Loris Spinelli	ITA	Mercedes AMG GT3 - 2020	PROAM	4	22	21	2:03.537	1.010	0.222	127.6
5	17	HP Racing International	DEU	Gerhard Tweraser	AUT	Jan Seyffert	DEU	Lamborghini Huracan GT3 EVO	PROAM	5	23	21	2:05.202	2.675	1.665	125.9
6	11	Reno Racing	DNK	Jens Reno Moller	DNK	Marcus Paverud	NOR	Honda NSX GT3 Evo	PROAM	6	1	1	10:01:54.4	9:59:51.9	9:59:49.2	00.0
<b>AM</b>																
1	8	Barone Rampante	ITA	Giuseppe Cipriani	ITA			Lamborghini Huracan GT3 EVO	AM	1	19	18	2:04.171			127.0
2	14	AKM Motorsport	SMR	Marco Antonelli	ITA			Mercedes AMG GT3 - 2020	AM	2	24	23	2:04.605	0.434	0.434	126.5
3	93	Baporo Motorsport	ESP	Daniel Diaz-Varela	ESP	Jaume Font	ESP	Mercedes AMG GT3 - 2020	AM	3	23	9	2:05.381	1.210	0.776	125.7
4	5	Olimp Racing	POL	Stanislaw Jedlinski	POL	Krystian Korzeniowski	POL	Mercedes AMG GT3 - 2020	AM	4	23	16	2:05.640	1.469	0.259	125.5
<b>CUPPA</b>																
1	24	A&P Racing Team PTT Tech Support	POL	Maciej Blazek	POL	Mateusz Lisowski	POL	Porsche 991 GT3 Cup gen 2	CUPPA	1	22	3	2:05.944			125.2
2	100	Alda Motorsport	POL	Jakub Dwernicki	POL	Jan Antoszewski	POL	Porsche 911 GT3 Cup gen 2	CUPPA	2	26	3	2:07.382	1.438	1.438	123.8
3	33	Alda Motorsport	POL	Tomasz Magdziarz	POL	Daan Pijl	NLD	Porsche 911 GT3 Cup gen 2	CUPPA	3	27	7	2:08.079	2.135	0.697	123.1
4	26	Q1 by EMG Motorsport	BEL	Maciej Darmetko	POL	Artur Janosz	POL	Porsche 911 GT3 Cup gen 2	CUPPA	4	20	5	2:08.313	2.369	0.234	122.9
5	44	Eugenio Pisani/CAME Racing Team	ITA	Eugenio Pisani	ITA	Stefano Bozzoni	ITA	Porsche 911 GT3 Cup gen 1	CUPPA	5	24	10	2:11.170	5.226	2.857	120.2
<b>CUPAM</b>																
1	45	Mark Speakerwas/CAME Racing	ITA	Mark Speakerwas	ITA	Peter Karpi	HUN	Porsche 911 GT3 Cup gen 1	CUPAM	1	17	14	2:14.565			117.2

**\* PENALTIES**

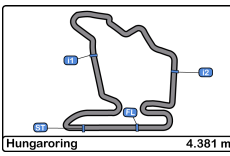
- CAR 93 TIME 2:07.893 DELETED TRACK LIMITS AT T 4
- CAR 33 TIME 2:08.020 DELETED TRACK LIMITS AT T 4
- CAR 14 TIME 2:10.123 DELETED TRACK LIMITS AT T 4
- CAR 33 TIME 2:09.952 DELETED TRACK LIMITS AT T4
- CAR 8 TIME 2:25.827 DELETED TRACK LIMITS AT T 11

Published at:.....

Track Temp: **23.9 °C** Air Temp: **24.4 °C** Humidity: **77 %** Track Status: **WET**

<b>Stewards:</b>	<b>Race Director:</b>	<b>Timekeeper:</b> Luis Angel Garcia Nuñez JOB/I-0020-ESP
------------------	-----------------------	--





**Hungaroring**  
**International GT Open**  
**Free Practice - 1**



**Provisional Results by Category**

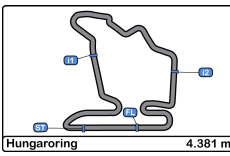
- CAR 33 TIME 2:10.967 DELETED TRACK LIMITS AT T 4
- CAR 100 TIME 2:07.875 DELETED TRACK LIMITS AT T 4
- CAR 17 TIME 2:15.874 DELETED TRACK LIMITS AT T 4
- CAR 33 TIME 2:09.722 DELETED TRACK LIMITS AT T 4
- CAR 45 TIME 2:12.669 DELETED TRACK LIMITS AT T 4
- CAR 24 TIME 2:07.004 DELETED TRACK LIMITS AT T 11
- CAR 33 TIME 2:10.840 DELETED TRACK LIMITS AT T 4
- CAR 45 TIME 2:13.580 DELETED TRACK LIMITS AT T 4
- CAR 33 TIME 2:09.318 DELETED TRACK LIMITS AT T 4
- CAR 5 TIME 2:12.238 DELETED TRACK LIMITS AT T 11
- CAR 5 TIME 2:06.265 DELETED TRACK LIMITS AT T 4
- CAR 8 TIME 2:05.465 DELETED TRACK LIMITS AT T 4
- CAR 33 TIME 2:17.729 DELETED TRACK LIMITS AT T 4
- CAR 100 TIME 2:17.898 DELETED TRACK LIMITS AT T 4
- CAR 8 TIME 2:05.707 DELETED TRACK LIMITS AT T 4
- CAR 24 TIME 2:09.514 DELETED TRACK LIMITS AT T 4
- CAR 47 TIME 2:04.218 DELETED TRACK LIMITS AT T 4
- CAR 47 TIME 2:04.847 DELETED TRACK LIMITS AT T 4
- CAR 45 TIME 2:26.219 DELETED TRACK LIMITS AT T 4
- CAR 77 TIME 2:04.967 DELETED TRACK LIMITS AT T 4
- CAR 63 TIME 2:04.657 DELETED TRACK LIMITS AT T 4
- CAR 19 TIME 2:08.979 DELETED TRACK LIMITS AT T 4
- CAR 47 TIME 2:03.861 DELETED TRACK LIMITS AT T 4
- CAR 777 TIME 2:04.887 DELETED TRACK LIMITS AT T 4
- CAR 14 TIME 2:05.265 DELETED TRACK LIMITS AT T 4

Published at:.....

Track Temp: **23.9 °C** Air Temp: **24.4 °C** Humidity: **77 %** Track Status: **WET**

<b>Stewards:</b>	<b>Race Director:</b>	<b>Timekeeper:</b> Luis Angel Garcia Nuñez JOB/I-0020-ESP
------------------	-----------------------	--





**Hungaroring**  
**International GT Open**  
**Free Practice - 1**  
**Provisional Results by Class**



Cls	Nº	Entrant/Team	Nat	Driver 1	Nat	Driver 2	Nat	Vehicle	Cat	Cls	Laps	Best	Time	Gap	Interval	Km/h
<b>International GT Open</b>																
1	77	Lechner Racing	AUT	Benjamin Barker	GBR	Andy Soucek	ESP	Porsche 911 GT3-R II 2019	PRO	1	20	4	2:01.427			129.8
2	63	Vincenzo Sospiri Racing	ITA	Michele Beretta	ITA	Frederik Schandorff	DNK	Lamborghini Huracan GT3 EVO	PRO	2	17	3	2:01.460	0.033	0.033	129.8
3	19	Vincenzo Sospiri Racing	ITA	Baptiste Moulin	BEL	Yuki Nemoto	JPN	Lamborghini Huracan GT3 EVO	PRO	3	24	5	2:02.392	0.965	0.932	128.8
4	88	JP Motorsport	POL	Patryk Krupinski	POL	Christian Klien	AUT	McLaren 720 S GT3	PROAM	1	23	4	2:02.527	1.100	0.135	128.7
5	777	Olimp Racing	POL	Marcin Jedlinski	POL	Karol Basz	POL	Mercedes AMG GT3 - 2020	PROAM	2	26	25	2:03.240	1.813	0.713	127.9
6	7	Inception Racing	GBR	Brendan Iribe	USA	Ollie Millroy	GBR	McLaren 720 S GT3	PROAM	3	20	8	2:03.315	1.888	0.075	127.8
7	47	AKM Motorsport	SMR	Gianluca Giraudi	ITA	Loris Spinelli	ITA	Mercedes AMG GT3 - 2020	PROAM	4	22	21	2:03.537	2.110	0.222	127.6
8	25	Kessel Racing	CHE	Michael Dinan	USA	Robby Foley	USA	Ferrari 488 GT3	PRO	4	26	6	2:03.782	2.355	0.245	127.4
9	8	Barone Rampante	ITA	Giuseppe Cipriani	ITA			Lamborghini Huracan GT3 EVO	AM	1	19	18	2:04.171	2.744	0.389	127.0
10	14	AKM Motorsport	SMR	Marco Antonelli	ITA			Mercedes AMG GT3 - 2020	AM	2	24	23	2:04.605	3.178	0.434	126.5
11	17	HP Racing International	DEU	Gerhard Tweraser	AUT	Jan Seyffert	DEU	Lamborghini Huracan GT3 EVO	PROAM	5	23	21	2:05.202	3.775	0.597	125.9
12	93	Baporo Motorsport	ESP	Daniel Diaz-Varela	ESP	Jaume Font	ESP	Mercedes AMG GT3 - 2020	AM	3	23	9	2:05.381	3.954	0.179	125.7
13	5	Olimp Racing	POL	Stanislaw Jedlinski	POL	Krystian Korzeniowski	POL	Mercedes AMG GT3 - 2020	AM	4	23	16	2:05.640	4.213	0.259	125.5
14	11	Reno Racing	DNK	Jens Reno Moller	DNK	Marcus Paverud	NOR	Honda NSX GT3 Evo	PROAM	6	1	1	10:01:54.4	9:59:53.0	9:59:48.8	00.0
<b>GT Open Cup Europe</b>																
1	24	A&P Racing Team PTT Tech Support	POL	Maciej Blazek	POL	Mateusz Lisowski	POL	Porsche 991 GT3 Cup gen 2	CUPPA	1	22	3	2:05.944			125.2
2	100	Alda Motorsport	POL	Jakub Dwernicki	POL	Jan Antoszewski	POL	Porsche 911 GT3 Cup gen 2	CUPPA	2	26	3	2:07.382	1.438	1.438	123.8
3	33	Alda Motorsport	POL	Tomasz Magdziarz	POL	Daan Pijl	NLD	Porsche 911 GT3 Cup gen 2	CUPPA	3	27	7	2:08.079	2.135	0.697	123.1
4	26	Q1 by EMG Motorsport	BEL	Maciej Darmetko	POL	Artur Janosz	POL	Porsche 911 GT3 Cup gen 2	CUPPA	4	20	5	2:08.313	2.369	0.234	122.9
5	44	Eugenio Pisani/CAME Racing Team	ITA	Eugenio Pisani	ITA	Stefano Bozzoni	ITA	Porsche 911 GT3 Cup gen 1	CUPPA	5	24	10	2:11.170	5.226	2.857	120.2
6	45	Mark Speakerwas/CAME Racing	ITA	Mark Speakerwas	ITA	Peter Karpi	HUN	Porsche 911 GT3 Cup gen 1	CUPAM	1	17	14	2:14.565	8.621	3.395	117.2

**\* PENALTIES**

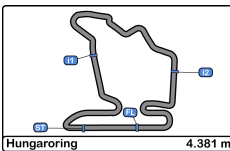
- CAR 93 TIME 2:07.893 DELETED TRACK LIMITS AT T 4
- CAR 33 TIME 2:08.020 DELETED TRACK LIMITS AT T 4
- CAR 14 TIME 2:10.123 DELETED TRACK LIMITS AT T 4
- CAR 33 TIME 2:09.952 DELETED TRACK LIMITS AT T4
- CAR 8 TIME 2:25.827 DELETED TRACK LIMITS AT T 11
- CAR 33 TIME 2:10.967 DELETED TRACK LIMITS AT T 4
- CAR 100 TIME 2:07.875 DELETED TRACK LIMITS AT T 4
- CAR 17 TIME 2:15.874 DELETED TRACK LIMITS AT T 4
- CAR 33 TIME 2:09.722 DELETED TRACK LIMITS AT T 4

Published at:.....

Track Temp: **23.9 °C** Air Temp: **24.4 °C** Humidity: **77 %** Track Status: **WET**

<b>Stewards:</b>	<b>Race Director:</b>	<b>Timekeeper:</b> Luis Angel Garcia Nunez JOB/I-0020-ESP
------------------	-----------------------	--





**Hungaroring**  
**International GT Open**  
**Free Practice - 1**  
**Provisional Results by Class**



CAR 45 TIME 2:12.669 DELETED TRACK LIMITS AT T 4
CAR 24 TIME 2:07.004 DELETED TRACK LIMITS AT T 11
CAR 33 TIME 2:10.840 DELETED TRACK LIMITS AT T 4
CAR 45 TIME 2:13.580 DELETED TRACK LIMITS AT T 4
CAR 33 TIME 2:09.318 DELETED TRACK LIMITS AT T 4
CAR 5 TIME 2:12.238 DELETED TRACK LIMITS AT T 11
CAR 5 TIME 2:06.265 DELETED TRACK LIMITS AT T 4
CAR 8 TIME 2:05.465 DELETED TRACK LIMITS AT T 4
CAR 33 TIME 2:17.729 DELETED TRACK LIMITS AT T 4
CAR 100 TIME 2:17.898 DELETED TRACK LIMITS AT T 4
CAR 8 TIME 2:05.707 DELETED TRACK LIMITS AT T 4
CAR 24 TIME 2:09.514 DELETED TRACK LIMITS AT T 4
CAR 47 TIME 2:04.218 DELETED TRACK LIMITS AT T 4
CAR 47 TIME 2:04.847 DELETED TRACK LIMITS AT T 4
CAR 45 TIME 2:26.219 DELETED TRACK LIMITS AT T 4
CAR 77 TIME 2:04.967 DELETED TRACK LIMITS AT T 4
CAR 63 TIME 2:04.657 DELETED TRACK LIMITS AT T 4
CAR 19 TIME 2:08.979 DELETED TRACK LIMITS AT T 4
CAR 47 TIME 2:03.861 DELETED TRACK LIMITS AT T 4
CAR 777 TIME 2:04.887 DELETED TRACK LIMITS AT T 4
CAR 14 TIME 2:05.265 DELETED TRACK LIMITS AT T 4

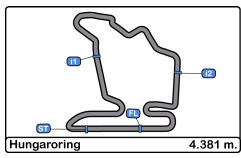
Published at:.....

Track Temp: **23.9 °C** Air Temp: **24.4 °C** Humidity: **77 %** Track Status: **WET**

<b>Stewards:</b>	<b>Race Director:</b>	<b>Timekeeper:</b>  Luis Angel Garcia Nuñez JOB/I-0020-ESP
------------------	-----------------------	--







**Hungaroring**  
**International GT Open**  
**Free Practice - 1**  
**Lap Analysis**



5 Stanislaw Jedlinski Mercedes AMG GT3 - 2020							8 Giuseppe Cipriani Lamborghini Huracan GT3 EVO								
AM Krystian Korzeniewski Olimp Racing							AM Barone Rampante								
Lap	D	Time	Sector 1	Sector 2	Sector 3	T. Spd	Elapsed	Lap	D	Time	Sector 1	Sector 2	Sector 3	T. Spd	Elapsed
1		9:59:29.987	9:57:58.509	53.318	38.160		9:59:29.987	1		9:57:26.382	9:55:52.536	54.550	39.296		9:57:26.382
2		2:15.570	46.100	51.964	37.506	216.4	10:01:45.557	2		2:15.334	48.356	50.703	36.275	217.7	9:59:41.716
3		2:23.480	45.832	54.137	43.511	217.7	10:04:09.037	3		2:15.710	45.102	51.019	39.589	212.5	10:01:57.426
4		2:19.645	47.270	50.918	41.457	216.4	10:06:28.682	4		2:09.763	45.161	48.505	36.097	218.1	10:04:07.189
5		2:20.103	47.738	54.503	37.862	203.7	10:08:48.785	5		2:06.097	43.755	47.467	34.875	219.5	10:06:13.286
6		2:17.548	48.019	52.265	37.264	217.7	10:11:06.333	6		<del>2:25.827</del>	42.814	1:05.587	37.426	220.4	10:08:39.113
7		2:17.611	45.866	52.733	39.012	217.3	10:13:23.944	7		2:10.143	45.415	49.405	35.323	218.6	10:10:49.256
8		<del>2:12.238</del>	44.731	50.458	37.049	218.6	10:15:36.182	8		2:06.185	43.453	47.659	35.073	218.6	10:12:55.441
9		2:10.209	43.769	49.947	36.493	219.0	10:17:46.391	9		2:04.953	42.806	47.327	34.820	219.5	10:15:00.394
10		2:13.515	46.405	50.335	36.775	218.6	10:19:59.906	10		2:17.097 P	43.142	52.522	41.433	220.8	10:17:17.491
11		2:24.836 P	47.606	50.623	46.607	219.0	10:22:24.742	11		9:10.895	7:41.315	49.516	40.064		10:26:28.386
12		4:56.954	3:31.175	49.722	36.057		10:27:21.696	12		2:07.806	43.624	48.141	36.041	219.0	10:28:36.192
13		2:12.015	48.219	48.135	35.661	221.7	10:29:33.711	13		<del>2:05.707</del>	42.720	48.347	34.640	220.4	10:30:41.899
14		2:09.033	43.592	49.207	36.234	221.3	10:31:42.744	14		<del>2:05.465</del>	42.823	48.060	34.582	219.5	10:32:47.364
15		<del>2:06.265</del>	43.208	47.958	35.099	221.3	10:33:49.009	15		2:05.290	42.851	47.741	34.698	220.8	10:34:52.654
16		2:05.640	42.879	47.355	35.406	220.8	10:35:54.649	16		2:05.542	42.627	48.337	34.578	221.3	10:36:58.196
17		2:06.407	43.432	47.445	35.530	219.5	10:38:01.056	17		2:04.829	42.386	47.539	34.904	221.7	10:39:03.025
18		2:15.958 P	44.567	49.568	41.823	220.4	10:40:17.014	18		2:04.171	42.639	47.054	34.478	221.3	10:41:07.196
19		4:15.567	2:53.183	47.228	35.156		10:44:32.581	19		2:12.797 P	42.477	48.761	41.559	221.7	10:43:19.993
20		2:06.021	43.100	47.848	35.073	221.3	10:46:38.602								
21		2:06.782	42.750	47.809	36.223	223.1	10:48:45.384								
22		2:08.326	42.993	47.544	37.789	222.6	10:50:53.710								
23		2:21.685 P	45.701	53.005	42.979	220.4	10:53:15.395								

7 Brendan Iribe McLaren 720 S GT3							
PROAM Ollie Millroy Inception Racing							
Lap	D	Time	Sector 1	Sector 2	Sector 3	T. Spd	Elapsed
1		10:00:42.314	9:59:20.898	46.656	34.760		10:00:42.314
2		2:04.890	42.342	47.597	34.951	221.3	10:02:47.204
3		2:03.982	42.094	46.743	35.145	222.6	10:04:51.186
4		2:04.744	42.397	46.942	35.405	224.0	10:06:55.930
5		2:07.744 P	42.291	47.087	38.366	222.6	10:09:03.674
6		4:12.495	2:50.903	47.415	34.177		10:13:16.169
7		2:14.130	42.048	49.339	42.743	224.0	10:15:30.299
8		2:03.315	41.984	47.085	34.246	224.5	10:17:33.614
9		2:09.007 P	42.122	48.566	38.319	224.5	10:19:42.621
10		9:46.432	8:24.410	47.417	34.605		10:29:29.053
11		2:04.444	42.879	46.821	34.744	224.5	10:31:33.497
12		2:05.280	42.037	48.495	34.748	225.4	10:33:38.777
13		2:07.472 P	42.077	48.025	37.370	225.4	10:35:46.249
14		3:54.499	2:29.187	49.665	35.647		10:39:40.748
15		2:08.054	43.929	48.640	35.485	223.6	10:41:48.802
16		2:08.132	44.125	49.178	34.829	222.2	10:43:56.934
17		2:07.408	42.962	48.477	35.969	225.0	10:46:04.342
18		2:05.906	43.168	47.368	35.370	224.5	10:48:10.248
19		2:08.007	43.146	49.166	35.695	225.0	10:50:18.255
20		2:11.471 P	43.193	48.032	40.246	223.6	10:52:29.726

11 Jens Reno Moller Honda NSX GT3 Evo							
PROAM Marcus Paverud Reno Racing							
Lap	D	Time	Sector 1	Sector 2	Sector 3	T. Spd	Elapsed
1		10:01:54.455			10:01:54.455		10:01:54.455

14 Marco Antonelli Mercedes AMG GT3 - 2020							
AM AKM Motorsport							
Lap	D	Time	Sector 1	Sector 2	Sector 3	T. Spd	Elapsed
1		9:59:16.053	9:57:48.589	51.621	35.843		9:59:16.053
2		<del>2:10.123</del>	43.781	50.575	35.767	220.4	10:01:26.176
3		2:08.637	43.514	50.032	35.091	220.8	10:03:34.813
4		2:06.889	43.572	47.849	35.468	221.7	10:05:41.702
5		2:06.304	43.162	47.904	35.238	221.7	10:07:48.006
6		2:06.327	43.380	47.529	35.418	221.3	10:09:54.333
7		2:31.467	43.322	48.472	59.673	222.2	10:12:25.800
8		2:08.445	42.809	49.071	36.565	221.7	10:14:34.245
9		2:05.524	42.926	47.529	35.069	222.6	10:16:39.769
10		2:05.845	42.415	48.233	35.197	223.6	10:18:45.614
11		2:16.504 P	44.184	50.718	41.602	217.7	10:21:02.118
12		4:18.310	2:52.941	50.348	35.021		10:25:20.428
13		2:05.495	42.693	47.876	34.926	224.0	10:27:25.923
14		2:05.448	43.108	47.514	34.826	224.0	10:29:31.371
15		2:05.861	43.594	47.593	34.674	223.6	10:31:37.232
16		2:06.339	42.539	48.614	35.186	225.9	10:33:43.571
17		<del>2:05.265</del>	42.436	48.143	34.686	224.5	10:35:48.836
18		2:11.327 P	43.875	47.789	39.663	222.2	10:38:00.163
19		4:55.312	3:32.080	48.277	34.955		10:42:55.475
20		2:05.267	42.522	47.513	35.232	223.6	10:45:00.742
21		2:07.074	42.756	49.072	35.246	222.6	10:47:07.816
22		2:06.377	42.843	47.837	35.697	225.4	10:49:14.193
23		2:04.605	42.581	47.229	34.795	225.4	10:51:18.798
24		2:17.735 P	42.754	50.456	44.525	225.4	10:53:36.533





**Hungaroring**  
**International GT Open**  
**Free Practice - 1**  
**Lap Analysis**



17							24						
Gerhard Tweraser			Lamborghini Huracan GT3 EVO				Maciej Blazek			Porsche 991 GT3 Cup gen 2			
PROAM			HP Racing International				CUPPA			A&P Racing Team PTT Tech			
Jan Seyffert							Mateusz Lisowski						
Lap D	Time	Sector 1	Sector 2	Sector 3	T. Spd	Elapsed	Lap D	Time	Sector 1	Sector 2	Sector 3	T. Spd	Elapsed
1	9:53:30.729	9:52:05.030	49.817	35.882		9:53:30.729	1	9:55:46.899	9:54:23.527	47.954	35.418		9:55:46.899
2	2:06.465	43.301	47.932	35.232	219.0	9:55:37.194	2	2:07.399	43.538	48.554	35.307	218.6	9:57:54.298
3	2:05.419	42.627	47.771	35.021	222.2	9:57:42.613	3	2:05.944	43.179	47.533	35.232	219.0	10:00:00.242
4	2:05.433	42.749	47.412	35.272	223.1	9:59:48.046	4	2:06.208	43.107	47.766	35.335	219.0	10:02:06.450
5	2:05.532	42.579	47.646	35.307	223.6	10:01:53.578	5	2:09.423 P	42.873	48.119	38.431	219.9	10:04:15.873
6	2:15.874 P	42.896	49.420	43.558	222.6	10:04:09.452	6	3:51.285	2:27.170	48.383	35.732		10:08:07.158
7	6:53.812	5:24.383	52.651	36.778		10:11:03.264	7	2:08.936	43.400	48.360	37.176	218.6	10:10:16.094
8	2:09.328	44.543	48.973	35.812	218.6	10:13:12.592	8	2:10.593 P	43.303	48.708	38.582	218.6	10:12:26.687
9	2:07.478	43.664	48.638	35.176	219.5	10:15:20.070	9	4:37.532	3:13.497	48.579	35.456		10:17:04.219
10	2:08.121	44.138	48.760	35.223	220.8	10:17:28.191	10	2:07.004	43.019	48.127	35.858	220.8	10:19:11.223
11	2:11.401 P	43.055	48.101	40.245	221.7	10:19:39.592	11	2:10.775 P	43.770	48.824	38.181	220.4	10:21:21.998
12	4:23.011	2:55.838	51.869	35.304		10:24:02.603	12	6:32.680	5:06.073	50.323	36.284		10:27:54.678
13	2:06.260	43.167	47.980	35.113	221.7	10:26:08.863	13	2:09.544	44.068	49.529	35.917	219.9	10:30:04.192
14	2:05.829	42.999	48.196	34.634	222.6	10:28:14.692	14	2:10.245	44.356	50.000	35.889	220.8	10:32:14.437
15	2:05.617	42.958	47.798	34.861	223.1	10:30:20.309	15	2:10.176	44.342	49.663	36.171	220.4	10:34:24.613
16	2:12.296 P	42.941	49.670	39.685	223.1	10:32:32.605	16	2:11.729	45.377	50.282	36.070	220.8	10:36:36.342
17	4:57.425	3:31.094	49.628	36.403		10:37:29.730	17	2:10.788	44.823	50.085	35.880	220.4	10:38:47.130
18	2:06.575	43.146	48.379	35.050	222.6	10:39:36.305	18	2:16.184 P	44.770	50.292	41.122	220.4	10:41:03.314
19	2:12.038 P	43.068	49.216	39.754	222.6	10:41:48.343	19	4:19.291	2:53.337	49.950	36.004		10:45:22.605
20	4:07.473	2:44.273	48.282	34.918		10:45:55.816	20	2:11.326	44.580	50.024	36.722	220.8	10:47:33.931
21	2:05.202	42.662	47.536	35.004	223.6	10:48:01.018	21	2:10.605	44.476	49.851	36.278	220.8	10:49:44.536
22	2:06.206	42.775	47.676	35.755	223.6	10:50:07.224	22	2:16.199 P	45.002	50.268	40.929	219.0	10:52:00.735
23	2:13.584 P	43.395	49.099	41.090	224.5	10:52:20.808							

19							25						
Baptiste Moulin			Lamborghini Huracan GT3 EVO				Michael Dinan			Ferrari 488 GT3			
PRO			Vincenzo Sospiri Racing				PRO			Kessel Racing			
Yuki Nemoto							Robby Foley						
Lap D	Time	Sector 1	Sector 2	Sector 3	T. Spd	Elapsed	Lap D	Time	Sector 1	Sector 2	Sector 3	T. Spd	Elapsed
1	9:52:11.740	9:50:47.610	47.463	36.667		9:52:11.740	1	9:52:27.057	9:50:56.687	52.492	37.878		9:52:27.057
2	2:03.832	43.313	45.750	34.769	216.8	9:54:15.572	2	2:11.151	44.974	50.412	35.765	220.8	9:54:38.208
3	2:03.556	42.373	46.484	34.699	218.6	9:56:19.128	3	2:06.536	43.427	47.930	35.179	223.1	9:56:44.744
4	2:02.893	42.436	46.029	34.428	220.8	9:58:22.021	4	2:05.061	43.234	47.151	34.676	223.6	9:58:49.805
5	2:02.392	42.239	45.822	34.331	220.8	10:00:24.413	5	2:04.264	42.528	46.906	34.830	224.0	10:00:54.069
6	2:09.947 P	42.255	46.829	40.863	220.8	10:02:34.360	6	2:03.782	42.378	46.879	34.525	224.5	10:02:57.851
7	4:47.498	3:27.255	45.776	34.467		10:07:21.858	7	2:04.665	42.401	47.060	35.204	225.0	10:05:02.516
8	2:02.844	42.026	46.236	34.582	219.0	10:09:24.702	8	2:09.935 P	42.429	46.668	40.838	225.0	10:07:12.451
9	2:09.153 P	44.130	47.610	37.413	218.6	10:11:33.855	9	4:57.421	3:26.844	50.929	39.648		10:12:09.872
10	3:41.527	2:16.682	49.472	35.373		10:15:15.382	10	2:11.731	45.153	50.233	36.345	222.6	10:14:21.603
11	2:07.879	43.900	48.590	35.389	219.0	10:17:23.261	11	2:08.257	43.796	48.057	36.404	225.4	10:16:29.860
12	2:07.491	43.380	48.579	35.532	221.7	10:19:30.752	12	2:07.578	43.539	48.452	35.587	225.0	10:18:37.438
13	2:07.213	43.545	48.344	35.324	219.9	10:21:37.965	13	2:06.978	42.999	48.568	35.411	224.5	10:20:44.416
14	2:06.097	43.319	47.629	35.149	221.3	10:23:44.062	14	2:06.542	43.511	47.957	35.074	224.5	10:22:50.958
15	2:10.508 P	43.101	48.567	38.840	221.3	10:25:54.570	15	2:05.871	42.978	47.462	35.431	225.9	10:24:56.829
16	5:23.527	4:01.105	47.317	35.105		10:31:18.097	16	2:12.116 P	42.972	48.086	41.058	225.9	10:27:08.945
17	2:06.381	43.119	48.251	35.011	219.9	10:33:24.478	17	3:43.507	2:15.364	50.491	37.652		10:30:52.452
18	2:05.921	42.822	47.856	35.243	221.3	10:35:30.399	18	2:06.207 P	43.122	48.106	34.979	225.9	10:32:58.659
19	2:07.395	43.152	48.538	35.705	221.3	10:37:37.794	19	2:05.068	42.506	47.890	34.672	227.3	10:35:03.727
20	2:06.431	43.063	47.689	35.679	222.6	10:39:44.225	20	2:47.932 P	1:10.413	53.146	44.373	226.4	10:37:51.659
21	2:08.979	44.310	48.235	36.434	218.1	10:41:53.204	21	3:49.686	2:22.862	47.708	39.116		10:41:41.345
22	2:07.027	43.558	48.226	35.243	222.2	10:44:00.231	22	2:06.376	42.657	48.191	35.528	225.4	10:43:47.721
23	2:08.396 P	42.924	48.172	37.300	222.6	10:46:08.627	23	2:04.803	42.513	47.464	34.826	225.9	10:45:52.524
24	2:24.664 P	1:00.233	47.228	37.203		10:48:33.291	24	2:04.511	42.612	47.192	34.707	225.9	10:47:57.035
							25	2:04.752	42.756	46.596	35.400	225.9	10:50:01.787
							26	2:13.991 P	43.141	49.695	41.155	226.4	10:52:15.778







**Hungaroring**  
**International GT Open**  
**Free Practice - 1**  
**Lap Analysis**



**26** Maciej Darmetko Porsche 911 GT3 Cup gen 2 **44** Eugenio Pisani Porsche 911 GT3 Cup gen 1

CUPPA Artur Janosz						Q1 by EMG Motorsport						CUPPA Stefano Bozzoni					
Lap	D	Time	Sector 1	Sector 2	Sector 3	T. Spd	Elapsed	Lap	D	Time	Sector 1	Sector 2	Sector 3	T. Spd	Elapsed		
1		9:56:31.543 P	9:54:55.242	51.828	44.473		9:56:31.543	1		9:57:10.796 P	9:55:26.710	57.320	46.766		9:57:10.796		
2		9:00.279	7:33.375	49.850	37.054		10:05:31.822	2		3:25.543	1:57.476	50.097	37.970		10:00:36.339		
3		2:10.909	45.209	49.476	36.224	215.5	10:07:42.731	3		2:15.143	45.239	52.151	37.753	211.3	10:02:51.482		
4		2:09.096	43.982	48.936	36.178	215.5	10:09:51.827	4		2:13.084	45.266	49.805	38.013	213.0	10:05:04.566		
5		<b>2:08.313</b>	43.920	48.687	<b>35.706</b>	214.7	10:12:00.140	5		2:12.912	44.895	51.403	36.614	215.1	10:07:17.478		
6		2:08.421	<b>43.887</b>	<b>48.509</b>	36.025	216.4	10:14:08.561	6		2:12.331	44.722	50.538	37.071	214.2	10:09:29.809		
7		2:14.864 P	44.147	48.971	41.746	213.4	10:16:23.425	7		2:11.917	44.900	50.393	36.624	213.4	10:11:41.726		
8		5:44.166	4:04.223	57.298	42.645		10:22:07.591	8		2:11.416	44.855	49.641	36.920	211.3	10:13:53.142		
9		2:30.450	49.894	1:00.429	40.127	192.8	10:24:38.041	9		2:11.588	45.155	49.549	36.884	213.0	10:16:04.730		
10		2:25.454	50.228	55.776	39.450	208.0	10:27:03.495	10		<b>2:11.170</b>	44.596	49.955	36.619	214.7	10:18:15.900		
11		2:22.306	49.044	54.794	38.468	208.8	10:29:25.801	11		2:11.860	45.247	50.215	<b>36.398</b>	214.7	10:20:27.760		
12		2:23.840	50.777	54.982	38.081	213.0	10:31:49.641	12		2:19.511 P	<b>44.145</b>	<b>49.051</b>	46.315	215.5	10:22:47.271		
13		2:17.451	46.455	53.005	37.991	214.7	10:34:07.092	13		5:16.795	3:38.576	58.518	39.701		10:28:04.066		
14		2:18.527	46.231	53.454	38.842	214.2	10:36:25.619	14		2:39.446 P	48.552	1:03.902	46.992	179.4	10:30:43.512		
15		2:17.220	47.159	52.547	37.514	214.2	10:38:42.839	15		4:00.538	2:23.844	55.469	41.225		10:34:44.050		
16		2:16.224	46.540	51.577	38.107	213.0	10:40:59.063	16		2:22.145	48.704	54.917	38.524	209.7	10:37:06.195		
17		2:25.557	49.526	56.711	39.320	213.8	10:43:24.620	17		2:20.206	48.298	53.736	38.172	211.3	10:39:26.401		
18		2:18.194	46.513	52.374	39.307	210.1	10:45:42.814	18		2:18.694	47.143	53.705	37.846	211.7	10:41:45.095		
19		2:17.951	47.050	52.433	38.468	212.5	10:48:00.765	19		2:22.255	47.451	54.480	40.324	208.4	10:44:07.350		
20		2:30.869 P	48.995	53.784	48.090	163.3	10:50:31.634	20		2:19.507	47.010	54.723	37.774	210.1	10:46:26.857		

**33** Tomasz Magdziarz Porsche 911 GT3 Cup gen 2

CUPPA Daan Pijl						Alda Motorsport					
Lap	D	Time	Sector 1	Sector 2	Sector 3	T. Spd	Elapsed				
1		9:53:35.941	9:52:08.920	50.775	36.246		9:53:35.941				
2		2:09.419	44.590	49.275	35.554	212.5	9:55:45.360				
3		<del>2:09.952</del>	43.984	49.362	36.606	216.0	9:57:55.312				
4		2:08.337	43.921	48.442	35.974	216.8	10:00:03.649				
5		<del>2:08.020</del>	43.860	<b>48.187</b>	35.973	214.2	10:02:11.669				
6		2:14.663	<b>43.518</b>	49.628	41.517	216.4	10:04:26.332				
7		<b>2:08.079</b>	43.856	48.304	35.919	214.7	10:06:34.411				
8		<del>2:10.967</del>	45.227	49.739	36.001	216.8	10:08:45.378				
9		2:09.659	43.741	49.827	36.091	214.2	10:10:55.037				
10		2:08.165	43.697	48.589	35.879	215.1	10:13:03.202				
11		<del>2:09.722</del>	45.230	49.000	<b>35.492</b>	216.4	10:15:12.924				
12		<del>2:09.318</del>	44.426	48.629	36.263	215.1	10:17:22.242				
13		<del>2:10.840</del>	44.784	49.975	36.081	213.8	10:19:33.082				
14		2:12.837 P	43.790	49.493	39.554	215.1	10:21:45.919				
15		5:28.496	3:59.270	52.415	36.811		10:27:14.415				
16		2:13.365	45.399	50.979	36.987	214.7	10:29:27.780				
17		<del>2:17.729</del>	46.774	51.672	39.283	214.7	10:31:45.509				
18		2:15.250	45.956	51.997	37.297	214.2	10:34:00.759				
19		2:15.026	46.009	51.608	37.409	213.8	10:36:15.785				
20		2:13.851	45.865	51.233	36.753	215.5	10:38:29.636				
21		2:13.988	45.957	50.654	37.377	206.5	10:40:43.624				
22		2:15.453	45.601	52.238	37.614	213.8	10:42:59.077				
23		2:14.900	45.751	51.781	37.368	213.8	10:45:13.977				
24		2:15.300	46.278	51.499	37.523	213.8	10:47:29.277				
25		2:15.946	45.763	50.777	39.406	215.5	10:49:45.223				
26		2:13.620	45.477	50.923	37.220	215.1	10:51:58.843				
27		2:38.557 P	55.645	55.613	47.299	158.5	10:54:37.400				

**45** Mark Speakerwas Porsche 911 GT3 Cup gen 1

CUPAM Peter Karpi						Mark Speakerwas/CAME Racing					
Lap	D	Time	Sector 1	Sector 2	Sector 3	T. Spd	Elapsed				
1		10:11:53.050 P	10:10:01.587	1:05.009	46.454		10:11:53.050				
2		3:03.167	1:32.520	52.461	38.186		10:14:56.217				
3		2:15.836	46.298	51.591	37.947	209.7	10:17:12.053				
4		<del>2:13.580</del>	45.519	<b>50.421</b>	37.640	209.3	10:19:25.633				
5		2:14.674	45.341	51.230	38.103	209.3	10:21:40.307				
6		<del>2:12.669</del>	45.148	50.615	<b>36.906</b>	213.0	10:23:52.976				
7		<del>2:26.219</del>	<b>44.888</b>	50.680	50.651	213.0	10:26:19.195				
8		2:35.059 P	58.537	52.447	44.075	211.7	10:28:54.254				
9		5:53.561	4:20.829	54.002	38.730		10:34:47.815				
10		2:20.039	49.692	52.003	38.344	210.1	10:37:07.854				
11		2:19.526	48.077	53.211	38.238	210.1	10:39:27.380				
12		2:21.155	47.370	55.860	37.925	210.1	10:41:48.535				
13		2:17.476	46.366	52.837	38.273	205.3	10:44:06.011				
14		<b>2:14.565</b>	45.729	51.331	37.505	210.5	10:46:20.576				
15		2:17.497	46.553	52.684	38.260	213.8	10:48:38.073				
16		2:15.770	45.812	51.653	38.305	212.1	10:50:53.843				
17		2:31.704 P	50.474	55.660	45.570	183.3	10:53:25.547				





**Hungaroring**  
**International GT Open**  
**Free Practice - 1**  
**Lap Analysis**



47							77										
PROAM			Loris Spinelli				AKM Motorsport				PRO			Andy Soucek			
Lap	D	Time	Sector 1	Sector 2	Sector 3	T. Spd	Elapsed	Lap	D	Time	Sector 1	Sector 2	Sector 3	T. Spd	Elapsed		
1		10:00:40.151 P	9:59:01.975	54.379	43.797		10:00:40.151	1		9:52:17.861	9:50:55.416	47.738	34.707		9:52:17.861		
2		3:18.376	1:53.394	48.897	36.085		10:03:58.527	2		2:03.006	43.098	45.637	34.271	224.5	9:54:20.867		
3		2:08.795	43.945	49.208	35.642	221.7	10:06:07.322	3		2:02.148	42.119	45.893	34.136	224.5	9:56:23.015		
4		2:07.154	43.481	48.567	35.106	223.1	10:08:14.476	4		2:01.427	41.918	45.630	33.879	226.4	9:58:24.442		
5		2:06.284	42.823	48.373	35.088	223.6	10:10:20.760	5		2:05.244	42.232	46.109	36.903	226.8	10:00:29.686		
6		2:06.204	42.716	47.987	35.501	221.3	10:12:26.964	6		2:08.641 P	41.960	46.242	40.439	227.3	10:02:38.327		
7		2:07.886	42.910	49.842	35.134	221.3	10:14:34.850	7		5:46.600 P	4:22.289	46.500	37.811		10:08:24.927		
8		2:06.327	43.218	48.099	35.010	223.6	10:16:41.177	8		2:20.404	59.558	46.398	34.448		10:10:45.331		
9		2:04.785	42.358	47.433	34.994	225.0	10:18:45.962	9		2:03.493	43.017	46.357	34.119	224.0	10:12:48.824		
10		2:10.811 P	42.747	47.830	40.234	219.9	10:20:56.773	10		2:02.304	41.536	46.856	33.912	224.5	10:14:51.128		
11		4:21.199	2:58.797	47.645	34.757		10:25:17.972	11		2:01.577	41.687	45.667	34.223	225.9	10:16:52.705		
12		2:04.847	42.534	47.482	34.831	223.6	10:27:22.819	12		2:02.631	41.497	46.269	34.865	225.4	10:18:55.336		
13		2:04.248	42.996	46.625	34.597	223.1	10:29:27.037	13		2:03.226	41.855	46.967	34.404	226.4	10:20:58.562		
14		2:04.093	42.617	46.808	34.668	224.0	10:31:31.130	14		2:01.454	41.803	45.614	34.037	228.3	10:23:00.016		
15		2:08.508 P	42.118	48.418	37.972	225.0	10:33:39.638	15		2:04.067	41.974	48.713	34.280	226.4	10:25:04.983		
16		4:01.171	2:36.039	47.670	37.462		10:37:40.809	16		2:01.914	41.675	46.152	34.087	227.3	10:27:06.897		
17		2:03.864	41.755	47.561	34.545	225.4	10:39:44.670	17		2:15.085 P	42.247	48.227	44.611	227.8	10:29:21.982		
18		2:04.517	42.249	47.650	34.618	224.0	10:41:49.187	18		18:10.565	16:49.018	46.701	34.846		10:47:32.547		
19		2:06.066	42.747	47.202	36.117	223.1	10:43:55.253	19		2:02.613	42.117	46.358	34.138	226.8	10:49:35.160		
20		2:04.364	42.696	46.889	34.779	225.9	10:45:59.617	20		2:11.549 P	42.147	45.931	43.471	227.3	10:51:46.709		
21		2:03.537	42.171	46.763	34.603	225.0	10:48:03.154										
22		2:07.849 P	42.234	46.956	38.659	228.8	10:50:11.003										

63							88										
PRO			Michele Beretta				Lamborghini Huracan GT3 EVO				PROAM			Christian Kliken			
Lap	D	Time	Sector 1	Sector 2	Sector 3	T. Spd	Elapsed	Lap	D	Time	Sector 1	Sector 2	Sector 3	T. Spd	Elapsed		
1		10:04:21.941					10:04:21.941	1		9:56:57.779	9:55:33.971	49.069	34.739		9:56:57.779		
2		13:55.941	12:35.456	46.433	34.052		10:18:17.882	2		2:03.505	42.579	46.409	34.517	223.1	9:59:01.284		
3		2:01.460	42.100	45.773	33.587	223.6	10:20:19.342	3		2:02.620	41.795	46.288	34.537	225.0	10:01:03.904		
4		2:02.268	41.874	46.055	34.339	224.5	10:22:21.610	4		2:02.527	41.799	46.324	34.404	223.6	10:03:06.431		
5		2:02.011	41.807	46.485	33.719	223.1	10:24:23.621	5		2:09.151 P	42.104	47.135	39.912	225.4	10:05:15.582		
6		2:06.198 P	42.218	46.671	37.309	224.0	10:26:29.819	6		4:51.356	3:30.359	46.285	34.712		10:10:06.938		
7		2:25.556 P	59.300	46.395	39.861		10:28:55.375	7		2:03.890	41.880	46.778	35.232	223.1	10:12:10.828		
8		4:31.602	3:08.777	47.832	34.993		10:33:26.977	8		2:03.086	42.461	46.231	34.394	223.1	10:14:13.914		
9		2:04.153	42.296	47.261	34.596	224.0	10:35:31.130	9		2:07.334 P	41.793	46.506	39.035	224.0	10:16:21.248		
10		2:13.903	47.433	49.476	36.994	220.8	10:37:45.033	10		4:11.625	2:48.719	47.888	35.018		10:20:32.873		
11		2:03.442	42.180	46.487	34.775	224.5	10:39:48.475	11		2:05.213	42.498	47.600	35.115	224.5	10:22:38.086		
12		2:04.155	42.115	47.005	35.035	219.9	10:41:52.630	12		2:04.821	42.727	47.725	34.369	223.6	10:24:42.907		
13		2:25.565	52.311	56.161	37.093	222.2	10:44:18.195	13		2:04.940	42.892	47.564	34.484	226.4	10:26:47.847		
14		2:04.116	42.387	47.470	34.259	225.0	10:46:22.311	14		2:12.491 P	42.790	48.008	41.693	225.4	10:29:00.338		
15		2:04.657	42.774	47.381	34.502	224.0	10:48:26.968	15		4:51.485	3:29.953	47.332	34.200		10:33:51.823		
16		2:03.646	42.475	47.012	34.159	224.5	10:50:30.614	16		2:31.458	42.564	1:13.573	35.321	225.9	10:36:23.281		
17		2:12.738 P	42.353	48.754	41.631	225.0	10:52:43.352	17		2:06.481	43.171	48.139	35.171	223.6	10:38:29.762		
								18		2:06.930	43.413	48.504	35.013	223.1	10:40:36.692		
								19		2:10.686 P	43.011	48.546	39.129	223.1	10:42:47.378		
								20		4:00.730	2:39.055	47.283	34.392		10:46:48.108		
								21		2:02.860	41.863	46.818	34.179	227.3	10:48:50.968		
								22		2:03.744	42.010	47.157	34.577	226.8	10:50:54.712		
								23		2:10.420 P	43.411	48.465	38.544	218.1	10:53:05.132		





**Hungaroring**  
**International GT Open**  
**Free Practice - 1**  
**Lap Analysis**



**93**

Daniel Diaz-Varela

Mercedes AMG GT3 - 2020

**777**

Marcin Jedlinski

Mercedes AMG GT3 - 2020

AM **Jaume Font** Baporo Motorsport PROAM **Karol Basz** Olimp Racing

Lap D	Time	Sector 1	Sector 2	Sector 3	T. Spd	Elapsed	Lap D	Time	Sector 1	Sector 2	Sector 3	T. Spd	Elapsed
1	9:57:57.545	9:56:30.332	52.167	35.046		9:57:57.545	1	9:56:10.804	9:54:48.520	47.258	35.026		9:56:10.804
2	2:09.054	44.471	49.621	34.962	219.5	10:00:06.599	2	2:06.637	44.760	46.984	34.893	220.8	9:58:17.441
3	<del>2:07.893</del>	44.314	49.036	<b>34.543</b>	219.9	10:02:14.492	3	2:04.878	43.421	46.650	34.807	221.7	10:00:22.319
4	2:06.619	43.306	48.664	34.649	222.2	10:04:21.111	4	2:04.110	42.791	46.737	<b>34.582</b>	221.3	10:02:26.429
5	2:07.344	44.386	47.819	35.139	221.7	10:06:28.455	5	2:03.802	42.639	46.498	34.665	221.7	10:04:30.231
6	2:05.994	43.362	48.089	34.543	219.5	10:08:34.449	6	2:04.976	42.308	47.871	34.797	220.8	10:06:35.207
7	2:13.581 P	43.410	48.173	41.998	221.7	10:10:48.030	7	2:05.443	42.926	47.498	35.019	222.2	10:08:40.650
8	7:20.168	5:57.046	48.565	34.557		10:18:08.198	8	2:06.295	42.875	46.684	36.736	220.4	10:10:46.945
9	<b>2:05.381</b>	42.971	47.830	34.580	221.7	10:20:13.579	9	2:04.847	42.581	47.409	34.857	219.5	10:12:51.792
10	2:08.952	43.372	49.774	35.806	222.2	10:22:22.531	10	2:04.636	42.501	47.147	34.988	220.8	10:14:56.428
11	2:07.310	43.550	48.301	35.459	222.6	10:24:29.841	11	2:10.509 P	42.537	47.252	40.720	219.9	10:17:06.937
12	2:11.119 P	<b>42.919</b>	47.674	40.526	223.1	10:26:40.960	12	<del>4:58.734</del>	3:36.255	47.366	35.113		10:22:05.671
13	6:11.970	4:46.880	49.082	36.008		10:32:52.930	13	2:04.216	42.459	47.136	34.621	220.8	10:24:09.887
14	2:07.161	43.598	48.037	35.526	221.7	10:35:00.091	14	2:04.198	42.639	46.582	34.977	222.2	10:26:14.085
15	2:08.904	43.923	48.845	36.136	221.7	10:37:08.995	15	2:04.959	42.374	47.936	34.649	221.3	10:28:19.044
16	2:10.362	45.404	48.504	36.454	222.2	10:39:19.357	16	2:03.392	42.284	46.423	34.685	222.6	10:30:22.436
17	2:07.939	44.242	48.160	35.537	222.2	10:41:27.296	17	2:04.478	42.370	47.341	34.767	223.1	10:32:26.914
18	2:06.955	43.855	47.960	35.140	223.1	10:43:34.251	18	2:22.675	42.573	1:05.295	34.807	222.6	10:34:49.589
19	2:06.869	43.170	47.865	35.834	223.6	10:45:41.120	19	<del>2:04.887</del>	42.919	46.318	35.650	222.2	10:36:54.476
20	2:06.868	43.305	47.997	35.566	223.6	10:47:47.988	20	2:09.203 P	42.747	46.359	40.097	221.3	10:39:03.679
21	2:07.375	42.934	47.765	36.676	222.6	10:49:55.363	21	3:53.950	2:30.850	47.482	35.618		10:42:57.629
22	2:06.394	43.171	<b>47.665</b>	35.558	223.6	10:52:01.757	22	2:04.043	42.575	46.471	34.997	223.1	10:45:01.672
23	2:25.194 P	48.936	51.389	44.869	208.8	10:54:26.951	23	2:04.475	42.559	46.905	35.011	222.6	10:47:06.147
24							24	2:03.653	<b>42.189</b>	46.865	34.599	224.0	10:49:09.800
25							25	<b>2:03.240</b>	42.485	<b>45.870</b>	34.885	224.0	10:51:13.040
26							26	2:15.516 P	44.732	49.258	41.526	224.0	10:53:28.556

**100**

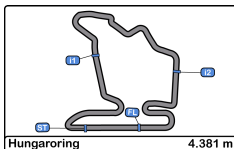
Jakub Dwernicki

Porsche 911 GT3 Cup gen 2

CUPPA **Jan Antoszewski** Alda Motorsport

Lap D	Time	Sector 1	Sector 2	Sector 3	T. Spd	Elapsed
1	9:53:54.361	9:52:30.889	48.036	35.436		9:53:54.361
2	2:07.988	44.181	48.183	35.624	215.1	9:56:02.349
3	<b>2:07.382</b>	43.838	48.300	<b>35.244</b>	213.8	9:58:09.731
4	2:07.553	43.898	<b>48.024</b>	35.631	216.4	10:00:17.284
5	2:08.638	44.698	48.368	35.572	215.1	10:02:25.922
6	2:08.470	44.269	48.099	36.102	216.0	10:04:34.392
7	<del>2:07.875</del>	<b>43.469</b>	48.634	35.772	216.4	10:06:42.267
8	2:08.457	43.772	48.731	35.954	216.0	10:08:50.724
9	2:09.284	44.557	48.543	36.184	215.1	10:11:00.008
10	2:11.043 P	43.514	48.772	38.757	213.8	10:13:11.051
11	4:04.479	2:31.796	54.202	38.481		10:17:15.530
12	2:17.484	46.460	52.052	38.972	212.1	10:19:33.014
13	2:15.864	46.366	51.449	38.049	212.1	10:21:48.878
14	2:17.038	45.914	52.394	38.730	214.2	10:24:05.916
15	2:16.304	46.095	52.642	37.567	213.4	10:26:22.220
16	2:15.150	45.531	51.713	37.906	213.8	10:28:37.370
17	<del>2:17.898</del>	45.721	54.680	37.497	214.7	10:30:55.268
18	2:14.348	45.610	51.715	37.023	213.8	10:33:09.616
19	2:23.537 P	45.959	51.751	45.827	214.7	10:35:33.153
20	3:48.847	2:15.857	55.916	37.074		10:39:22.000
21	2:12.582	44.970	50.971	36.641	213.8	10:41:34.582
22	2:14.424	45.054	51.570	37.800	214.2	10:43:49.006
23	2:15.228	45.687	52.943	36.598	215.5	10:46:04.234
24	2:13.240	45.311	51.201	36.728	215.1	10:48:17.474
25	2:12.856	45.100	51.413	36.343	214.7	10:50:30.330
26	2:32.263 P	51.507	56.566	44.190	175.6	10:53:02.593



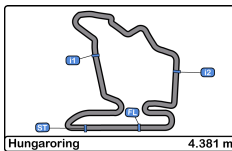


**Hungaroring**  
**International GT Open**  
**Free Practice - 1**  
**Best Sectors Results**



Sector - 1				Sector - 2				Sector - 3				Ideal Lap vs Best Lap			
Clas	Nº	Driver	Time	Nº	Driver	Time	Nº	Driver	Time	Clas	Nº	Driver	Ideal Lap	Best Lap	Clas
1	77	Soucek - Barker	41.497	77	Soucek - Barker	45.614	63	Beretta - Schandorff	33.587	1	77	Soucek - Barker	2:00.990	2:01.427	1
2	47	Giraudi - Spinelli	41.755	19	Moulin - Nemoto	45.750	77	Soucek - Barker	33.879	2	63	Beretta - Schandorff	2:01.167	2:01.460	2
3	88	Krupinski - Klien	41.793	63	Beretta - Schandorff	45.773	7	Iribe - Millroy	34.177	3	19	Moulin - Nemoto	2:02.107	2:02.392	3
4	63	Beretta - Schandorff	41.807	777	Jedlinski - Basz	45.870	88	Krupinski - Klien	34.179	4	88	Krupinski - Klien	2:02.203	2:02.527	4
5	7	Iribe - Millroy	41.984	88	Krupinski - Klien	46.231	19	Moulin - Nemoto	34.331	5	777	Jedlinski - Basz	2:02.641	2:03.240	5
6	19	Moulin - Nemoto	42.026	25	Dinan - Foley	46.596	8	Giuseppe Cipriani	34.478	6	7	Iribe - Millroy	2:02.817	2:03.315	6
7	777	Jedlinski - Basz	42.189	47	Giraudi - Spinelli	46.625	25	Dinan - Foley	34.525	7	47	Giraudi - Spinelli	2:02.925	2:03.537	7
8	25	Dinan - Foley	42.378	7	Iribe - Millroy	46.656	93	Diaz-Varela - Font	34.543	8	25	Dinan - Foley	2:03.499	2:03.782	8
9	8	Giuseppe Cipriani	42.386	8	Giuseppe Cipriani	47.054	47	Giraudi - Spinelli	34.545	9	8	Giuseppe Cipriani	2:03.918	2:04.171	9
10	14	Marco Antonelli	42.415	5	Jedlinski - Korzeniowski	47.228	777	Jedlinski - Basz	34.582	10	14	Marco Antonelli	2:04.318	2:04.605	10
11	17	Tweraser - Seyffert	42.579	14	Marco Antonelli	47.229	17	Tweraser - Seyffert	34.634	11	17	Tweraser - Seyffert	2:04.625	2:05.202	11
12	5	Jedlinski - Korzeniowski	42.750	17	Tweraser - Seyffert	47.412	14	Marco Antonelli	34.674	12	5	Jedlinski - Korzeniowski	2:05.051	2:05.640	13
13	24	Blazek - Lisowski	42.873	24	Blazek - Lisowski	47.533	5	Jedlinski - Korzeniowski	35.073	13	93	Diaz-Varela - Font	2:05.127	2:05.381	12
14	93	Diaz-Varela - Font	42.919	93	Diaz-Varela - Font	47.665	24	Blazek - Lisowski	35.232	14	24	Blazek - Lisowski	2:05.638	2:05.944	14
15	100	Dwernicki - Antoszewski	43.469	100	Dwernicki - Antoszewski	48.024	100	Dwernicki - Antoszewski	35.244	15	100	Dwernicki - Antoszewski	2:06.737	2:07.382	15
16	33	Magdziarz - Pijl	43.518	33	Magdziarz - Pijl	48.187	33	Magdziarz - Pijl	35.492	16	33	Magdziarz - Pijl	2:07.197	2:08.079	16
17	26	Darmetko - Janosz	43.887	26	Darmetko - Janosz	48.509	26	Darmetko - Janosz	35.706	17	26	Darmetko - Janosz	2:08.102	2:08.313	17
18	44	Pisani - Bozzoni	44.145	44	Pisani - Bozzoni	49.051	44	Pisani - Bozzoni	36.398	18	44	Pisani - Bozzoni	2:09.594	2:11.170	18
19	45	Speakerwas - Karpi	44.888	45	Speakerwas - Karpi	50.421	45	Speakerwas - Karpi	36.906	19	45	Speakerwas - Karpi	2:12.215	2:14.565	19
20	11	Reno Moller - Paverud	Transpond	11	Reno Moller - Paverud	Transpond	11	Reno Moller - Paverud	Transpond	20	11	Reno Moller - Paverud	Transpon	Transpon	20



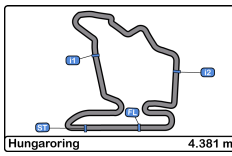


**Hungaroring**  
**International GT Open**  
**Free Practice - 1**  
**Best 5 Lap Times**



Cl	N°	Entrant/Team	Nat	Driver 1	Nat	Driver 2	Nat	Vehicle	Cat	Cl	Best 1		Best 2		Best 3		Best 4		Best 5	
											Time	Lap	Time	Lap	Time	Lap	Time	Lap	Time	Lap
1	77	Lechner Racing	AUT	Benjamin Barker	GBR	Andy Soucek	ESP	Porsche 911 GT3-R II 2019	PRO	1	2:01.427	4	2:01.454	14	2:01.577	11	2:01.914	16	2:02.148	3
2	63	Vincenzo Sospiri Racing	ITA	Michele Beretta	ITA	Frederik Schandorff	DNK	Lamborghini Huracan GT3 EVO	PRO	2	2:01.460	3	2:02.011	5	2:02.268	4	2:03.442	11	2:03.646	16
3	19	Vincenzo Sospiri Racing	ITA	Baptiste Moulin	BEL	Yuki Nemoto	JPN	Lamborghini Huracan GT3 EVO	PRO	3	2:02.392	5	2:02.844	8	2:02.893	4	2:03.556	3	2:03.832	2
4	88	JP Motorsport	POL	Patryk Krupinski	POL	Christian Kliem	AUT	McLaren 720 S GT3	PROAM	1	2:02.527	4	2:02.620	3	2:02.860	21	2:03.086	8	2:03.505	2
5	777	Olimp Racing	POL	Marcin Jedlinski	POL	Karol Basz	POL	Mercedes AMG GT3 - 2020	PROAM	2	2:03.240	25	2:03.392	16	2:03.653	24	2:03.802	5	2:04.043	22
6	7	Inception Racing	GBR	Brendan Iribe	USA	Ollie Millroy	GBR	McLaren 720 S GT3	PROAM	3	2:03.315	8	2:03.982	3	2:04.444	11	2:04.744	4	2:04.890	2
7	47	AKM Motorsport	SMR	Gianluca Giraudi	ITA	Loris Spinelli	ITA	Mercedes AMG GT3 - 2020	PROAM	4	2:03.537	21	2:04.093	14	2:04.364	20	2:04.517	18	2:04.785	9
8	25	Kessel Racing	CHE	Michael Dinan	USA	Robby Foley	USA	Ferrari 488 GT3	PRO	4	2:03.782	6	2:04.264	5	2:04.511	24	2:04.665	7	2:04.752	25
9	8	Barone Rampante	ITA	Giuseppe Cipriani	ITA			Lamborghini Huracan GT3 EVO	AM	1	2:04.171	18	2:04.829	17	2:04.953	9	2:05.290	15	2:05.542	16
10	14	AKM Motorsport	SMR	Marco Antonelli	ITA			Mercedes AMG GT3 - 2020	AM	2	2:04.605	23	2:05.267	20	2:05.448	14	2:05.495	13	2:05.524	9
11	17	HP Racing International	DEU	Gerhard Tweraser	AUT	Jan Seyffert	DEU	Lamborghini Huracan GT3 EVO	PROAM	5	2:05.202	21	2:05.419	3	2:05.433	4	2:05.532	5	2:05.617	15
12	93	Baporo Motorsport	ESP	Daniel Diaz-Varela	ESP	Jaume Font	ESP	Mercedes AMG GT3 - 2020	AM	3	2:05.381	9	2:05.994	6	2:06.394	22	2:06.619	4	2:06.868	20
13	5	Olimp Racing	POL	Stanislaw Jedlinski	POL	Krystian Korzeniowski	POL	Mercedes AMG GT3 - 2020	AM	4	2:05.640	16	2:06.021	20	2:06.407	17	2:06.782	21	2:08.326	22
14	24	A&P Racing Team PTT Tech Support	POL	Maciej Blazek	POL	Mateusz Lisowski	POL	Porsche 991 GT3 Cup gen 2	CUPPA	1	2:05.944	3	2:06.208	4	2:07.399	2	2:08.936	7	2:09.423	5
15	100	Alda Motorsport	POL	Jakub Dwernicki	POL	Jan Antoszewski	POL	Porsche 911 GT3 Cup gen 2	CUPPA	2	2:07.382	3	2:07.553	4	2:07.988	2	2:08.457	8	2:08.470	6
16	33	Alda Motorsport	POL	Tomasz Magdziarz	POL	Daan Pijl	NLD	Porsche 911 GT3 Cup gen 2	CUPPA	3	2:08.079	7	2:08.165	10	2:08.337	4	2:09.419	2	2:09.659	9
17	26	Q1 by EMG Motorsport	BEL	Maciej Darmetko	POL	Artur Janosz	POL	Porsche 911 GT3 Cup gen 2	CUPPA	4	2:08.313	5	2:08.421	6	2:09.096	4	2:10.909	3	2:14.864	7
18	44	Eugenio Pisani/CAME Racing Team	ITA	Eugenio Pisani	ITA	Stefano Bozzoni	ITA	Porsche 911 GT3 Cup gen 1	CUPPA	5	2:11.170	10	2:11.416	8	2:11.588	9	2:11.860	11	2:11.917	7
19	45	Mark Speakerwas/CAME Racing	ITA	Mark Speakerwas	ITA	Peter Karpi	HUN	Porsche 911 GT3 Cup gen 1	CUPAM	1	2:14.565	14	2:14.674	5	2:15.770	16	2:15.836	3	2:17.476	13
20	11	Reno Racing	DNK	Jens Reno Moller	DNK	Marcus Paverud	NOR	Honda NSX GT3 Evo	PROAM	6										





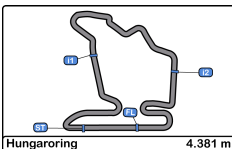
**Hungaroring**  
**International GT Open**  
**Free Practice - 1**  
**Best 5 Top Speeds**



Cl	N°	Entrant/Team	Nat	Driver 1	Nat	Driver 2	Nat	Vehicle	Cat	Cl	Top 1		Top 2		Top 3		Top 4		Top 5		Avg
											Km/h	Lap	Km/h	Lap	Km/h	Lap	Km/h	Lap	Km/h	Lap	
1	47	AKM Motorsport	ITA	Gianluca Giraudi	ITA	Loris Spinelli	ITA	Mercedes AMG GT3 - 2020	PROAM	1	228.8	22	225.9	20	225.4	17	225.0	9	225.0	15	226.0
2	77	Lechner Racing	AUT	Benjamin Barker	GBR	Andy Soucek	ESP	Porsche 911 GT3-R II 2019	PRO	1	228.3	14	227.8	17	227.3	6	227.3	16	227.3	20	227.6
3	25	Kessel Racing	CHE	Michael Dinan	USA	Robby Foley	USA	Ferrari 488 GT3	PRO	2	227.3	19	226.4	20	226.4	26	225.9	15	225.9	16	226.4
4	88	JP Motorsport	POL	Patryk Krupinski	POL	Christian Klien	AUT	McLaren 720 S GT3	PROAM	2	227.3	21	226.8	22	226.4	13	225.9	16	225.4	5	226.4
5	14	AKM Motorsport	SMR	Marco Antonelli	ITA			Mercedes AMG GT3 - 2020	AM	1	225.9	16	225.4	22	225.4	23	225.4	24	224.5	17	225.3
6	7	Inception Racing	GBR	Brendan Iribe	USA	Ollie Millroy	GBR	McLaren 720 S GT3	PROAM	3	225.4	12	225.4	13	225.0	17	225.0	19	224.5	8	225.0
7	63	Vincenzo Sospiri Racing	ITA	Michele Beretta	ITA	Frederik Schandorff	DNK	Lamborghini Huracan GT3 EVO	PRO	3	225.0	14	225.0	17	224.5	4	224.5	11	224.5	16	224.7
8	17	HP Racing International	DEU	Gerhard Tweraser	AUT	Jan Seyffert	DEU	Lamborghini Huracan GT3 EVO	PROAM	4	224.5	23	223.6	5	223.6	21	223.6	22	223.1	4	223.6
9	777	Olimp Racing	POL	Marcin Jedlinski	POL	Karol Basz	POL	Mercedes AMG GT3 - 2020	PROAM	5	224.0	24	224.0	25	224.0	26	223.1	17	223.1	22	223.6
10	93	Baporo Motorsport	ESP	Daniel Diaz-Varela	ESP	Jaume Font	ESP	Mercedes AMG GT3 - 2020	AM	2	223.6	19	223.6	20	223.6	22	223.1	12	223.1	18	223.4
11	5	Olimp Racing	POL	Stanislaw Jedlinski	POL	Krystian Korzeniowski	POL	Mercedes AMG GT3 - 2020	AM	3	223.1	21	222.6	22	221.7	13	221.3	14	221.3	15	222.0
12	19	Vincenzo Sospiri Racing	ITA	Baptiste Moulin	BEL	Yuki Nemoto	JPN	Lamborghini Huracan GT3 EVO	PRO	4	222.6	20	222.6	23	222.2	22	221.7	12	221.3	14	222.1
13	8	Barone Rampante	ITA	Giuseppe Cipriani	ITA			Lamborghini Huracan GT3 EVO	AM	4	221.7	17	221.7	19	221.3	16	221.3	18	220.8	10	221.4
14	24	A&P Racing Team PTT Tech Support	POL	Maciej Blazek	POL	Mateusz Lisowski	POL	Porsche 991 GT3 Cup gen 2	CUPPA	1	220.8	10	220.8	14	220.8	16	220.8	20	220.8	21	220.8
15	33	Alda Motorsport	POL	Tomasz Magdziarz	POL	Daan Pijl	NLD	Porsche 911 GT3 Cup gen 2	CUPPA	2	216.8	4	216.8	8	216.4	6	216.4	11	216.0	3	216.5
16	26	Q1 by EMG Motorsport	BEL	Maciej Darmetko	POL	Artur Janosz	POL	Porsche 911 GT3 Cup gen 2	CUPPA	3	216.4	6	215.5	3	215.5	4	214.7	5	214.7	13	215.3
17	100	Alda Motorsport	POL	Jakub Dwernicki	POL	Jan Antoszewski	POL	Porsche 911 GT3 Cup gen 2	CUPPA	4	216.4	4	216.4	7	216.0	6	216.0	8	215.5	23	216.0
18	44	Eugenio Pisani/CAME Racing Team	ITA	Eugenio Pisani	ITA	Stefano Bozzoni	ITA	Porsche 911 GT3 Cup gen 1	CUPPA	5	215.5	12	215.1	5	214.7	10	214.7	11	214.2	6	214.8
19	45	Mark Speakerwas/CAME Racing	ITA	Mark Speakerwas	ITA	Peter Karpi	HUN	Porsche 911 GT3 Cup gen 1	CUPAM	1	213.8	15	213.0	6	213.0	7	212.1	16	211.7	8	212.7





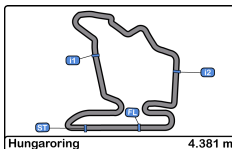


**Hungaroring**  
**International GT Open**  
**Free Practice - 1**  
**Fastest Laps Sequence**



Lap	Time of Day	Session Time	Nº	Entrant/Team	Nat	Driver 1	Nat	Driver 2	Nat	Vehicle	Cat	Time	Km/h
2	9:54:15.572	4:15.572	19	Vincenzo Sospiri Racing	ITA	Baptiste Moulin	BEL	Yuki Nemoto	JPN	Lamborghini Huracan GT3 EVO	PRO	2:03.832	127.3
2	9:54:20.867	4:20.867	77	Lechner Racing	AUT	Benjamin Barker	CZE	Andy Soucek	ESP	Porsche 911 GT3-R II 2019	PRO	2:03.006	128.2
3	9:56:23.015	6:23.015	77	Lechner Racing	AUT	Benjamin Barker	CZE	Andy Soucek	ESP	Porsche 911 GT3-R II 2019	PRO	2:02.148	129.1
4	9:58:24.442	8:24.442	77	Lechner Racing	AUT	Benjamin Barker	CZE	Andy Soucek	ESP	Porsche 911 GT3-R II 2019	PRO	2:01.427	129.8





# Hungaroring International GT Open

## Free Practice - 1

### Event Best Maximum Speed



Nº	Entrant/Team	Nat	Driver 1	Nat	Driver 2	Nat	Vehicle	Cat	Km/h	Session
47	AKM Motorsport		Gianluca Giraudi		Loris Spinelli		Mercedes AMG GT3 - 2020	PROAM	228.8	Free Practice - 1
77	Lechner Racing		Benjamin Barker		Andy Soucek		Porsche 911 GT3-R II 2019	PRO	228.3	Free Practice - 1
25	Kessel Racing		Michael Dinan		Robby Foley		Ferrari 488 GT3	PRO	227.3	Free Practice - 1
88	JP Motorsport		Patryk Krupinski		Christian Klien		McLaren 720 S GT3	PROAM	227.3	Free Practice - 1
14	AKM Motorsport		Marco Antonelli				Mercedes AMG GT3 - 2020	AM	225.9	Free Practice - 1
7	Inception Racing		Brendan Iribe		Ollie Millroy		McLaren 720 S GT3	PROAM	225.4	Free Practice - 1
63	Vincenzo Sospiri Racing		Michele Beretta		Frederik Schandorff		Lamborghini Huracan GT3 EVO	PRO	225.0	Free Practice - 1
17	HP Racing International		Gerhard Tweraser		Jan Seyffert		Lamborghini Huracan GT3 EVO	PROAM	224.5	Free Practice - 1
777	Olimp Racing		Marcin Jedlinski		Karol Basz		Mercedes AMG GT3 - 2020	PROAM	224.0	Free Practice - 1
93	Baporo Motorsport		Daniel Diaz-Varela		Jaume Font		Mercedes AMG GT3 - 2020	AM	223.6	Free Practice - 1
5	Olimp Racing		Stanislaw Jedlinski		Krystian Korzeniowski		Mercedes AMG GT3 - 2020	AM	223.1	Free Practice - 1
19	Vincenzo Sospiri Racing		Baptiste Moulin		Yuki Nemoto		Lamborghini Huracan GT3 EVO	PRO	222.6	Free Practice - 1
8	Barone Rampante		Giuseppe Cipriani				Lamborghini Huracan GT3 EVO	AM	221.7	Free Practice - 1
24	A&P Racing Team PTT Tech Support		Maciej Blazek		Mateusz Lisowski		Porsche 991 GT3 Cup gen 2	CUPPA	220.8	Free Practice - 1
33	Alda Motorsport		Tomasz Magdziarz		Daan Pijl		Porsche 911 GT3 Cup gen 2	CUPPA	216.8	Free Practice - 1
100	Alda Motorsport		Jakub Dwernicki		Jan Antoszewski		Porsche 911 GT3 Cup gen 2	CUPPA	216.4	Free Practice - 1
26	Q1 by EMG Motorsport		Maciej Darnetko		Artur Janosz		Porsche 911 GT3 Cup gen 2	CUPPA	216.4	Free Practice - 1
44	Eugenio Pisani/CAME Racing Team		Eugenio Pisani		Stefano Bozzoni		Porsche 911 GT3 Cup gen 1	CUPPA	215.5	Free Practice - 1
45	Mark Speakerwas/CAME Racing Team		Mark Speakerwas		Peter Karpi		Porsche 911 GT3 Cup gen 1	CUPAM	213.8	Free Practice - 1





**Hungaroring**  
**International GT Open**  
**Free Practice - 1**  
**Pit Stop Analysis**



**5** Stanislaw Jedlinski Mercedes AMG GT3 - 2020  
 AM Krystian Korzeniowski Olimp Racing

N°	In Day Time	In Time	Out Time	Pit Time	T. Pit Time	Handicap	Penalty
1	10:22:21.804	10:22:21.804	10:25:12.447	2:50.643	2:50.643		
2	10:40:14.559	10:40:14.559	10:42:29.936	2:15.377	5:06.020		

**7** Brendan Iribe McLaren 720 S GT3  
 PROAM Ollie Millroy Inception Racing

N°	In Day Time	In Time	Out Time	Pit Time	T. Pit Time	Handicap	Penalty
1	10:09:01.172	10:09:01.172	10:11:05.685	2:04.513	2:04.513		
2	10:19:40.268	10:19:40.268	10:27:26.530	7:46.262	9:50.775		
3	10:35:43.841	10:35:43.841	10:37:31.054	1:47.213	11:37.988		

**8** Giuseppe Cipriani Lamborghini Huracan GT3 EVO  
 AM Barone Rampante

N°	In Day Time	In Time	Out Time	Pit Time	T. Pit Time	Handicap	Penalty
1	10:17:15.074	10:17:15.074	10:24:14.358	6:59.284	6:59.284		

**14** Marco Antonelli Mercedes AMG GT3 - 2020  
 AM AKM Motorsport

N°	In Day Time	In Time	Out Time	Pit Time	T. Pit Time	Handicap	Penalty
1	10:20:59.568	10:20:59.568	10:23:13.601	2:14.033	2:14.033		
2	10:37:57.535	10:37:57.535	10:40:52.023	2:54.488	5:08.521		

**17** Gerhard Tweraser Lamborghini Huracan GT3 EVO  
 PROAM Jan Seyffert HP Racing International

N°	In Day Time	In Time	Out Time	Pit Time	T. Pit Time	Handicap	Penalty
1	10:04:07.001	10:04:07.001	10:08:49.444	4:42.443	4:42.443		
2	10:19:37.070	10:19:37.070	10:21:50.850	2:13.780	6:56.223		
3	10:32:30.117	10:32:30.117	10:35:21.420	2:51.303	9:47.526		
4	10:41:45.747	10:41:45.747	10:43:51.776	2:06.029	11:53.555		

**19** Baptiste Moulin Lamborghini Huracan GT3 EVO  
 PRO Yuki Nemoto Vincenzo Sospiri Racing

N°	In Day Time	In Time	Out Time	Pit Time	T. Pit Time	Handicap	Penalty
1	10:02:31.884	10:02:31.884	10:05:22.122	2:50.238	2:50.238		
2	10:11:31.385	10:11:31.385	10:13:08.271	1:36.886	4:27.124		
3	10:25:52.108	10:25:52.108	10:29:15.112	3:23.004	7:50.128		
4	10:46:06.199	10:46:06.199	10:46:28.378	22.179	8:12.307		

**24** Maciej Blazek Porsche 991 GT3 Cup gen 2  
 CUPPA Mateusz Lisowski A&P Racing Team PTT Tech Support

N°	In Day Time	In Time	Out Time	Pit Time	T. Pit Time	Handicap	Penalty
1	10:04:13.309	10:04:13.309	10:06:02.575	1:49.266	1:49.266		
2	10:12:23.976	10:12:23.976	10:14:58.911	2:34.935	4:24.201		
3	10:21:19.397	10:21:19.397	10:25:45.372	4:25.975	8:50.176		
4	10:41:00.654	10:41:00.654	10:43:13.521	2:12.867	11:03.043		

**25** Michael Dinan Ferrari 488 GT3  
 PRO Robby Foley Kessel Racing

N°	In Day Time	In Time	Out Time	Pit Time	T. Pit Time	Handicap	Penalty
1	9:52:26.435	9:52:26.435	10:09:53.017	17:26.582	17:26.582		
2	9:54:37.597	9:54:37.597	10:28:42.545	34:04.948	34:04.948		
3	9:56:44.132	9:56:44.132	10:39:33.263	42:49.131	42:49.131		

**26** Maciej Darmetko Porsche 911 GT3 Cup gen 2  
 CUPPA Artur Janosz Q1 by EMG Motorsport

N°	In Day Time	In Time	Out Time	Pit Time	T. Pit Time	Handicap	Penalty
1	9:56:29.044	9:56:29.044	10:03:21.456	6:52.412	6:52.412		
2	10:16:20.881	10:16:20.881	10:19:31.146	3:10.265	10:02.677		

**33** Tomasz Magdziarz Porsche 911 GT3 Cup gen 2  
 CUPPA Daan Pijl Alda Motorsport

N°	In Day Time	In Time	Out Time	Pit Time	T. Pit Time	Handicap	Penalty
1	10:21:43.316	10:21:43.316	10:24:59.422	3:16.106	3:16.106		

**44** Eugenio Pisani Porsche 911 GT3 Cup gen 1  
 CUPPA Stefano Bozzoni Eugenio Pisani/CAME Racing Team

N°	In Day Time	In Time	Out Time	Pit Time	T. Pit Time	Handicap	Penalty
1	9:57:08.423	9:57:08.423	9:58:17.732	1:09.309	1:09.309		
2	10:22:44.903	10:22:44.903	10:25:32.268	2:47.365	3:56.674		
3	10:30:41.104	10:30:41.104	10:32:20.295	1:39.191	5:35.865		

**45** Mark Speakerwas Porsche 911 GT3 Cup gen 1  
 CUPAM Peter Karpi Mark Speakerwas/CAME Racing Team

N°	In Day Time	In Time	Out Time	Pit Time	T. Pit Time	Handicap	Penalty
1	10:11:49.953	10:11:49.953	10:12:42.623	52.670	52.670		
2	10:28:51.643	10:28:51.643	10:32:28.315	3:36.672	4:29.342		

**47** Gianluca Giraudi Mercedes AMG GT3 - 2020  
 PROAM Lorin Spinelli AKM Motorsport

N°	In Day Time	In Time	Out Time	Pit Time	T. Pit Time	Handicap	Penalty
1	10:00:37.690	10:00:37.690	10:01:50.756	1:13.066	1:13.066		
2	10:20:54.285	10:20:54.285	10:23:14.938	2:20.653	3:33.719		
3	10:20:56.787	10:20:56.787	10:35:34.428	14:37.641	15:50.707		

**63** Michele Beretta Lamborghini Huracan GT3 EVO  
 PRO Frederik Schandorff Vincenzo Sospiri Racing

N°	In Day Time	In Time	Out Time	Pit Time	T. Pit Time	Handicap	Penalty
1	10:26:27.357	10:26:27.357	10:26:49.613	22.256	22.256		
2	10:28:52.939	10:28:52.939	10:31:22.838	2:29.899	2:52.155		

**77** Benjamin Barker Porsche 911 GT3-R II 2019  
 PRO Andy Soucek Lechner Racing

N°	In Day Time	In Time	Out Time	Pit Time	T. Pit Time	Handicap	Penalty
1	10:02:35.885	10:02:35.885	10:06:21.107	3:45.222	3:45.222		
2	10:08:22.487	10:08:22.487	10:08:44.794	22.307	4:07.529		
3	10:29:19.103	10:29:19.103	10:45:31.227	16:12.124	20:19.653		

**88** Patryk Krupinski McLaren 720 S GT3  
 PROAM Christian Klien JP Motorsport

N°	In Day Time	In Time	Out Time	Pit Time	T. Pit Time	Handicap	Penalty
1	10:05:12.839	10:05:12.839	10:08:06.980	2:54.141	2:54.141		
2	10:16:18.689	10:16:18.689	10:18:29.316	2:10.627	5:04.768		
3	10:28:57.914	10:28:57.914	10:31:49.761	2:51.847	7:56.615		
4	10:42:44.896	10:42:44.896	10:44:46.682	2:01.786	9:58.401		

**93** Daniel Diaz-Varela Mercedes AMG GT3 - 2020  
 AM Jaume Font Baporo Motorsport

N°	In Day Time	In Time	Out Time	Pit Time	T. Pit Time	Handicap	Penalty
1	10:10:45.149	10:10:45.149	10:16:00.882	5:15.733	5:15.733		
2	10:26:38.021	10:26:38.021	10:30:43.285	4:05.264	9:20.997		





**Hungaroring**  
**International GT Open**  
**Free Practice - 1**  
**Pit Stop Analysis**



**100** Jakub Dwernicki Porsche 911 GT3 Cup gen 2  
 CUPPA Jan Antoszewski Alda Motorsport

N°	In Day Time	In Time	Out Time	Pit Time	T. Pit Time	Handicap	Penalty
1	10:13:08.372	10:13:08.372	10:14:54.142	1:45.770	1:45.770		
2	10:35:30.588	10:35:30.588	10:37:02.974	1:32.386	3:18.156		

**777** Marcin Jedlinski Mercedes AMG GT3 - 2020  
 PROAM Karol Basz Olimp Racing

N°	In Day Time	In Time	Out Time	Pit Time	T. Pit Time	Handicap	Penalty
1	10:17:04.401	10:17:04.401	10:19:59.938	2:55.537	2:55.537		
2	10:39:01.260	10:39:01.260	10:40:54.489	1:53.229	4:48.766		

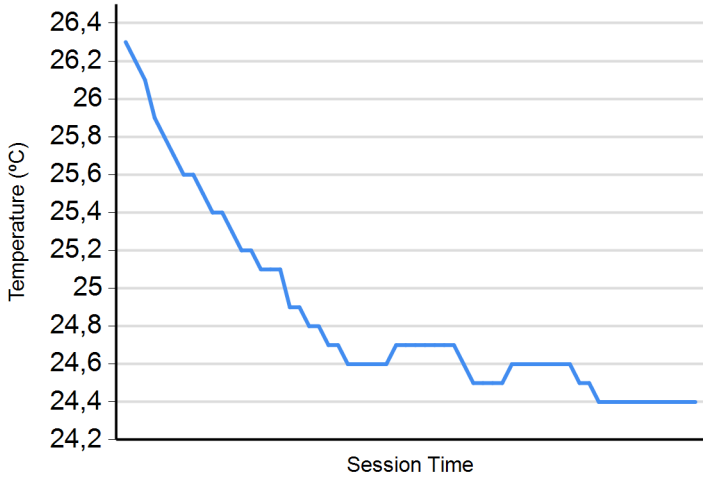




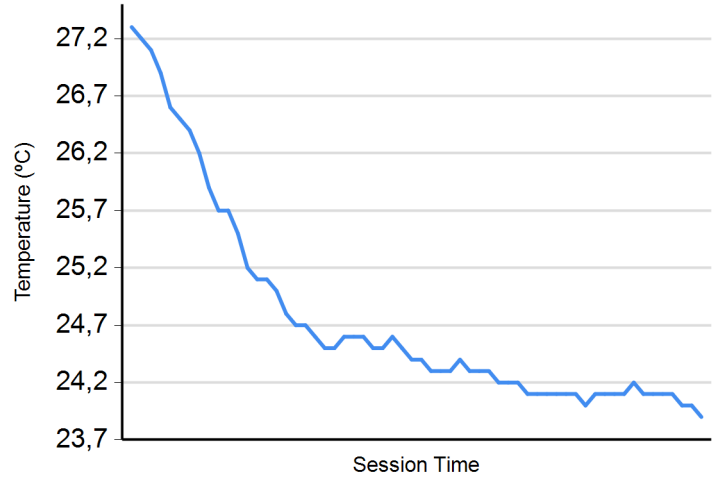
**Hungaroring**  
**International GT Open**  
**Free Practice - 1**  
**Weather Report**



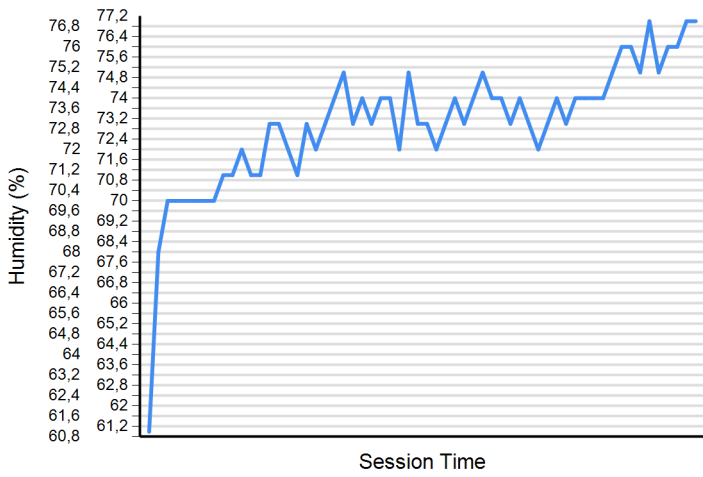
**Air Temperature**



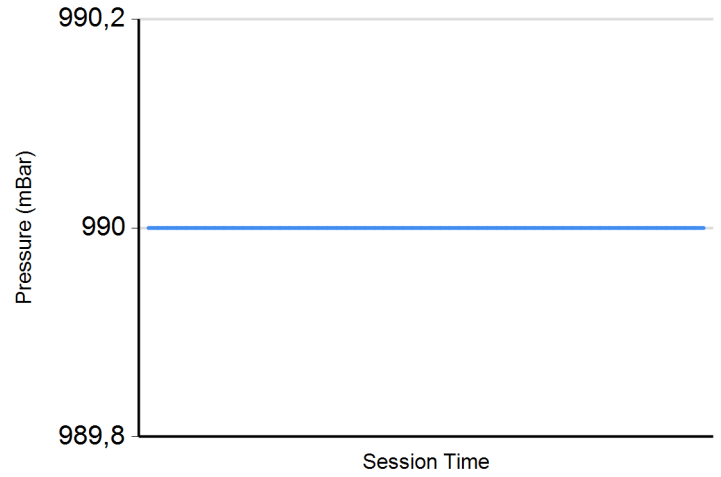
**Track Temperature**



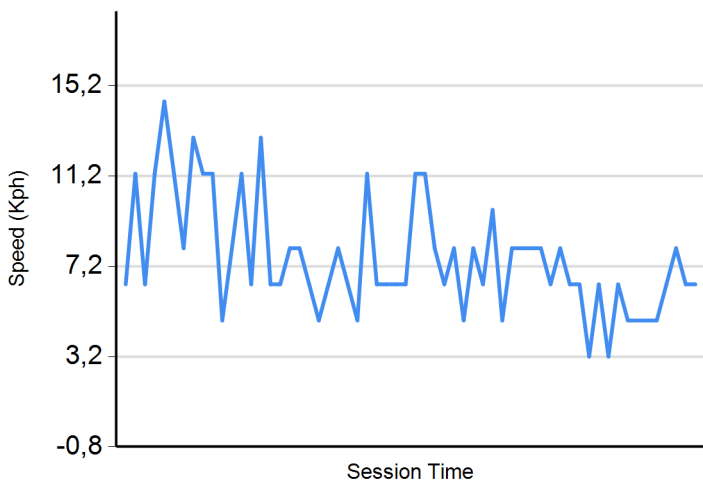
**Humidity**



**Pressure**



**Wind Speed**



**Wind direction**

North = 0°/360° Est = 90° South = 180° West = 270°

