

Hungaroring
Championnat de France F4
Race - 2
Provisional Results



Cls	N°	Driver	Nat	Team	Nat	Vehicle	Cat	Cls	Laps	Total Time	Gap	Interval	Km/h	Best	Time	Km/h
1	10	Alessandro Giusti		FRA		F4 Mygale	Junior	1	11	21:57.580			131.6	6	1:47.671	146.4
2	22	Daniel Ligier		FRA		F4 Mygale			11	21:58.198	0.618	0.618	131.6	5	1:47.366	146.8
3	30	Gael Julien		FRA		F4 Mygale			11	21:58.763	1.183	0.565	131.5	6	1:47.031	147.3
4	14	Tasanapol Inthraphuvasak		THA		F4 Mygale			11	21:59.278	1.698	0.515	131.5	5	1:47.335	146.9
5	79	Owen Tangavelou		FRA		F4 Mygale			11	21:59.750	2.170	0.472	131.4	5	1:47.272	147.0
6	36	Enzo Geraci		FRA		F4 Mygale	Junior	2	11	22:00.500	2.920	0.750	131.3	5	1:47.951	146.0
7	68	Hugh Barter		AUS		F4 Mygale			11	22:00.777	3.197	0.277	131.3	5	1:47.414	146.8
8	5	Macéo Capietto		FRA		F4 Mygale			11	22:01.715	4.135	0.938	131.2	6	1:47.410	146.8
9	46	Elliott Vayron		FRA		F4 Mygale			11	22:02.132	4.552	0.417	131.2	5	1:46.842	147.6
10	7	Dario Cabanelas		CHE		F4 Mygale	Junior	3	11	22:02.302	4.722	0.170	131.2	6	1:47.584	146.5
11	11	Pierre-Alexandre Provost		FRA		F4 Mygale	Junior	4	11	22:02.598	5.018	0.296	131.1	5	1:47.669	146.4
12	17	Noah Andy		FRA		F4 Mygale			11	22:03.999	6.419	1.401	131.0	5	1:48.337	145.5
13	51	Angéline Favario		FRA		F4 Mygale			11	22:06.274	8.694	2.275	130.8	6	1:48.925	144.7
14	66	Enzo Richer		FRA		F4 Mygale			11	22:07.276	9.696	1.002	130.7	5	1:49.368	144.2
Not classified: (Requirements: 75% of number laps of leader = 9 Laps)																
	9	Esteban Masson		FRA		F4 Mygale			6	10:59.013	5 Laps	5 Laps	143.5	5	1:47.441	146.7

Fastest lap Elliott Vayron in 1:46.842 at 147.6 Km/h in lap 5

Published at:.....

Track Temp: 42.6 °C Air Temp: 30.6 °C Humidity: 30 % Track Status: DRY

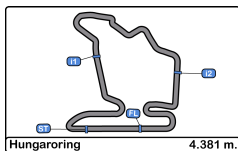
Stewards:

Race Director:

Timekeeper:

Luis Angel Garcia Nuñez
 JOB/I-0020-ESP





Hungaroring
Championnat de France F4
Race - 2
Provisional Results by Category



Cls	N°	Driver	Nat	Team	Nat	Vehicle	Cat	Cls	Laps	Total Time	Gap	Interval	Km/h	Best	Time	Km/h
1	22	Daniel Ligier				F4 Mygale			11	21:58.198			131.6	5	1:47.366	146.8
2	30	Gael Julien				F4 Mygale			11	21:58.763	0.565	0.565	131.5	6	1:47.031	147.3
3	14	Tasanapol Inthraphuvasak				F4 Mygale			11	21:59.278	1.080	0.515	131.5	5	1:47.335	146.9
4	79	Owen Tangavelou				F4 Mygale			11	21:59.750	1.552	0.472	131.4	5	1:47.272	147.0
5	68	Hugh Barter				F4 Mygale			11	22:00.777	2.579	1.027	131.3	5	1:47.414	146.8
6	5	Macéo Capietto				F4 Mygale			11	22:01.715	3.517	0.938	131.2	6	1:47.410	146.8
7	46	Elliott Vayron				F4 Mygale			11	22:02.132	3.934	0.417	131.2	5	1:46.842	147.6
8	17	Noah Andy				F4 Mygale			11	22:03.999	5.801	1.867	131.0	5	1:48.337	145.5
9	51	Angéline Favario				F4 Mygale			11	22:06.274	8.076	2.275	130.8	6	1:48.925	144.7
10	66	Enzo Richer				F4 Mygale			11	22:07.276	9.078	1.002	130.7	5	1:49.368	144.2

Not classified: (Requirements: 75% of number laps of leader = 9 Laps)

9	Esteban Masson					F4 Mygale			6	10:59.013	5 Laps	5 Laps	143.5	5	1:47.441	146.7
---	----------------	--	--	--	--	-----------	--	--	---	-----------	--------	--------	-------	---	----------	-------

Junior

1	10	Alessandro Giusti				F4 Mygale	Junior	1	11	21:57.580			131.6	6	1:47.671	146.4
2	36	Enzo Geraci				F4 Mygale	Junior	2	11	22:00.500	2.920	2.920	131.3	5	1:47.951	146.0
3	7	Dario Cabanelas				F4 Mygale	Junior	3	11	22:02.302	4.722	1.802	131.2	6	1:47.584	146.5
4	11	Pierre-Alexandre Provost				F4 Mygale	Junior	4	11	22:02.598	5.018	0.296	131.1	5	1:47.669	146.4

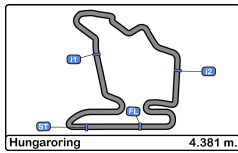
Fastest lap Elliott Vayron in 1:46.842 at 147.6 Km/h in lap 5

Published at:.....

Track Temp: **42.6 °C** Air Temp: **30.6 °C** Humidity: **30 %** Track Status: **DRY**

Stewards:	Race Director:	Timekeeper: Luis Angel Garcia Nunez JOB/I-0020-ESP
------------------	-----------------------	---



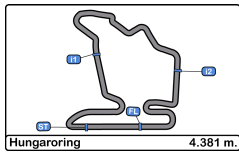


Hungaroring
Championnat de France F4
Race - 2



Provisional Classification by Driver Fastest Lap

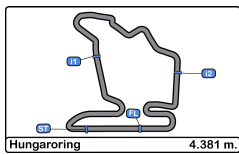
Clas	N°	Driver	Nat	Team	Nat	Vehicle	Cat	Clas	Laps	Best	Time	Gap	Interval	Km/h
1	46	Elliott Vayron		FRA		F4 Mygale			11	5	1:46.842			147.6
2	30	Gael Julien		FRA		F4 Mygale			11	6	1:47.031	0.189	0.189	147.3
3	79	Owen Tangavelou		FRA		F4 Mygale			11	5	1:47.272	0.430	0.241	147.0
4	14	Tasanapol Inthraphuvasak		THA		F4 Mygale			11	5	1:47.335	0.493	0.063	146.9
5	22	Daniel Ligier		FRA		F4 Mygale			11	5	1:47.366	0.524	0.031	146.8
6	5	Macéo Capietto		FRA		F4 Mygale			11	6	1:47.410	0.568	0.044	146.8
7	68	Hugh Barter		AUS		F4 Mygale			11	5	1:47.414	0.572	0.004	146.8
8	9	Esteban Masson		FRA		F4 Mygale			6	5	1:47.441	0.599	0.027	146.7
9	7	Dario Cabanelas		CHE		F4 Mygale	Junior	1	11	6	1:47.584	0.742	0.143	146.5
10	11	Pierre-Alexandre Provost		FRA		F4 Mygale	Junior	2	11	5	1:47.669	0.827	0.085	146.4
11	10	Alessandro Giusti		FRA		F4 Mygale	Junior	3	11	6	1:47.671	0.829	0.002	146.4
12	36	Enzo Geraci		FRA		F4 Mygale	Junior	4	11	5	1:47.951	1.109	0.280	146.0
13	17	Noah Andy		FRA		F4 Mygale			11	5	1:48.337	1.495	0.386	145.5
14	51	Angéline Favario		FRA		F4 Mygale			11	6	1:48.925	2.083	0.588	144.7
15	66	Enzo Richer		FRA		F4 Mygale			11	5	1:49.368	2.526	0.443	144.2



Hungaroring
Championnat de France F4
Race - 2
Distance and Speed Average



Clas	Nº	Driver	Nat	Team	Nat	Vehicle	Cat	Clas	Laps	Distance	Total Time	Km/h
1	10	Alessandro Giusti		FRA		F4 Mygale	Junior	1	11	48.19	21:57.580	131.6
2	22	Daniel Ligier		FRA		F4 Mygale			11	48.19	21:58.198	131.6
3	30	Gael Julien		FRA		F4 Mygale			11	48.19	21:58.763	131.5
4	14	Tasanapol Inthraphuvasak		THA		F4 Mygale			11	48.19	21:59.278	131.5
5	79	Owen Tangavelou		FRA		F4 Mygale			11	48.19	21:59.750	131.4
6	36	Enzo Geraci		FRA		F4 Mygale	Junior	2	11	48.19	22:00.500	131.3
7	68	Hugh Barter		AUS		F4 Mygale			11	48.19	22:00.777	131.3
8	5	Macéo Capietto		FRA		F4 Mygale			11	48.19	22:01.715	131.2
9	46	Elliott Vayron		FRA		F4 Mygale			11	48.19	22:02.132	131.2
10	7	Dario Cabanelas		CHE		F4 Mygale	Junior	3	11	48.19	22:02.302	131.2
11	11	Pierre-Alexandre Provost		FRA		F4 Mygale	Junior	4	11	48.19	22:02.598	131.1
12	17	Noah Andy		FRA		F4 Mygale			11	48.19	22:03.999	131.0
13	51	Angéline Favario		FRA		F4 Mygale			11	48.19	22:06.274	130.8
14	66	Enzo Richer		FRA		F4 Mygale			11	48.19	22:07.276	130.7
15	9	Esteban Masson		FRA		F4 Mygale			6	26.28	10:59.013	143.5



Hungaroring
Championnat de France F4
Race - 2
Lap Analysis



5 Macéo Capietto F4 Mygale **11** Pierre-Alexandre Provost F4 Mygale

Junior

Lap	D	Time	Sector 1	Sector 2	Sector 3	T. Spd	Elapsed	Lap	D	Time	Sector 1	Sector 2	Sector 3	T. Spd	Elapsed
1		1:58.032	46.801	41.072	30.159	173.0	1:58.032	1		1:59.166	47.694	41.355	30.117	174.7	1:59.166
2		1:48.895	40.283	39.070	29.542	203.7	3:46.927	2		1:49.576	39.808	39.923	29.845	204.5	3:48.742
3		1:49.690	39.636	39.918	30.136	205.7	5:36.617	3		1:49.097	39.329	39.424	30.344	204.9	5:37.839
4		1:48.064	39.533	38.907	29.624	206.8	7:24.681	4		1:50.594	40.611	40.249	29.734	204.1	7:28.433
5		1:47.855	39.398	39.067	29.390	204.9	9:12.536	5		1:47.669	39.251	38.879	29.539	204.5	9:16.102
6		1:47.410	39.213	38.688	29.509	204.1	10:59.946	6		1:47.719	39.324	38.896	29.499	203.7	11:03.821
7		1:52.799	39.202	40.167	33.430	203.0	12:52.745	7		1:51.210	39.317	39.186	32.707	203.7	12:55.031
8		2:37.700	54.123	1:02.756	40.821	147.1	15:30.445	8		2:36.832	53.554	1:02.548	40.730	144.9	15:31.863
9		2:51.237	57.295	1:07.307	46.635	162.4	18:21.682	9		2:51.440	57.314	1:07.579	46.547	120.2	18:23.303
10		1:50.904	39.802	40.799	30.303	203.7	20:12.586	10		1:50.018	39.938	39.723	30.357	198.5	20:13.321
11		1:49.129	39.733	39.297	30.099	204.5	22:01.715	11		1:49.277	39.705	39.508	30.064	206.5	22:02.598

7 Dario Cabanelas F4 Mygale **14** Tasanapol Inthraphuvasak F4 Mygale

Junior

Lap	D	Time	Sector 1	Sector 2	Sector 3	T. Spd	Elapsed	Lap	D	Time	Sector 1	Sector 2	Sector 3	T. Spd	Elapsed
1		1:57.706	46.192	41.112	30.402	170.0	1:57.706	1		1:57.525	46.361	41.068	30.096	174.4	1:57.525
2		1:48.658	39.915	38.795	29.948	205.7	3:46.364	2		1:48.418	39.912	38.631	29.875	201.1	3:45.943
3		1:50.511	39.951	40.074	30.486	204.1	5:36.875	3		1:49.130	39.563	39.753	29.814	204.9	5:35.073
4		1:48.102	39.511	39.085	29.506	206.1	7:24.977	4		1:47.575	39.257	38.770	29.548	204.1	7:22.648
5		1:48.053	39.506	39.034	29.513	206.5	9:13.030	5		1:47.335	39.153	38.705	29.477	204.5	9:09.983
6		1:47.584	39.445	38.612	29.527	204.1	11:00.614	6		1:48.297	39.096	38.927	30.274	205.3	10:58.280
7		1:52.946	39.424	39.738	33.784	203.0	12:53.560	7		1:52.681	39.887	39.482	33.312	204.5	12:50.961
8		2:37.379	53.762	1:02.876	40.741	141.1	15:30.939	8		2:37.420	53.743	1:03.015	40.662	159.5	15:28.381
9		2:51.440	57.301	1:07.284	46.855	135.8	18:22.379	9		2:52.212	57.538	1:07.457	47.217	155.6	18:20.593
10		1:50.426	39.939	40.055	30.432	202.2	20:12.805	10		1:50.034	39.897	40.209	29.928	203.0	20:10.627
11		1:49.497	39.934	39.328	30.235	206.8	22:02.302	11		1:48.651	39.447	39.465	29.739	203.7	21:59.278

9 Esteban Masson F4 Mygale **17** Noah Andy F4 Mygale

Lap	D	Time	Sector 1	Sector 2	Sector 3	T. Spd	Elapsed	Lap	D	Time	Sector 1	Sector 2	Sector 3	T. Spd	Elapsed
1		1:58.282	46.563	41.647	30.072	180.3	1:58.282	1		1:58.749	47.313	41.352	30.084	182.4	1:58.749
2		1:48.206	39.755	38.660	29.791	206.5	3:46.488	2		1:49.433	39.966	39.715	29.752	207.6	3:48.182
3		1:49.800	39.390	40.178	30.232	204.1	5:36.288	3		1:49.185	39.331	39.311	30.543	205.3	5:37.367
4		1:47.821	39.403	38.854	29.564	208.0	7:24.109	4		2:02.553	53.598	39.142	29.813	207.2	7:39.920
5		1:47.441	39.317	38.572	29.552	208.0	9:11.550	5		1:48.337	39.643	39.021	29.673	204.5	9:28.257
6		1:47.463	39.090	38.833	29.540	207.6	10:59.013	6		1:48.380	39.560	39.215	29.605	204.9	11:16.637
7			39.672			209.7		7		1:49.893	39.622	39.971	30.300	203.3	13:06.530

10 Alessandro Giusti F4 Mygale

Junior

Lap	D	Time	Sector 1	Sector 2	Sector 3	T. Spd	Elapsed	Lap	D	Time	Sector 1	Sector 2	Sector 3	T. Spd	Elapsed
1		1:54.250	44.937	39.449	29.864	166.1	1:54.250	8		2:27.692	44.664	1:02.099	40.929	205.7	15:34.222
2		1:48.566	39.749	39.030	29.787	201.4	3:42.816	9		2:51.043	57.901	1:06.741	46.401	103.1	18:25.265
3		1:48.218	39.549	38.986	29.683	201.4	5:31.034	10		1:49.788	39.728	40.292	29.768	206.8	20:15.053
4		1:47.791	39.386	38.803	29.602	203.3	7:18.825	11		1:48.946	40.014	38.983	29.949	205.3	22:03.999
5		1:47.778	39.332	38.815	29.631	203.3	9:06.603								
6		1:47.671	39.329	38.844	29.498	203.3	10:54.274								
7		1:53.031	39.284	38.669	35.078	202.6	12:47.305								
8		2:38.471	55.013	1:02.640	40.818	140.0	15:25.776								
9		2:53.242	57.573	1:07.839	47.830	160.9	18:19.018								
10		1:50.371	40.451	40.151	29.769	199.2	20:09.389								
11		1:48.191	39.536	38.946	29.709	203.3	21:57.580								





Hungaroring
Championnat de France F4
Race - 2
Lap Analysis



22

Daniel Ligier

F4 Mygale 46

Elliott Vayron

F4 Mygale

Lap	D	Time	Sector 1	Sector 2	Sector 3	T. Spd	Elapsed	Lap	D	Time	Sector 1	Sector 2	Sector 3	T. Spd	Elapsed
1		1:55.809	45.653	40.381	29.775	172.5	1:55.809	1		1:58.526	47.494	40.863	30.169	180.9	1:58.526
2		1:48.920	39.461	39.316	30.143	205.3	3:44.729	2		1:48.732	39.808	39.360	29.564	205.7	3:47.258
3		1:49.658	40.044	40.094	29.520	204.9	5:34.387	3		1:49.979	39.456	39.846	30.677	206.8	5:37.237
4		1:47.668	39.252	38.936	29.480	205.7	7:22.055	4		1:49.989	41.049	39.639	29.301	206.1	7:27.226
5		1:47.366	39.073	38.875	29.418	205.7	9:09.421	5		1:46.842	39.238	38.307	29.297	204.1	9:14.068
6		1:48.630	39.083	39.336	30.211	206.5	10:58.051	6		1:47.238	39.086	38.492	29.660	204.9	11:01.306
7		1:51.345	39.386	38.797	33.162	203.7	12:49.396	7		1:52.954	39.147	39.702	34.105	204.9	12:54.260
8		2:37.709	54.123	1:02.778	40.808	151.6	15:27.105	8		2:37.214	53.894	1:02.638	40.682	150.2	15:31.474
9		2:52.582	57.371	1:07.635	47.576	150.0	18:19.687	9		2:51.279	57.198	1:07.605	46.476	125.1	18:22.753
10		1:50.163	39.990	40.261	29.912	204.5	20:09.850	10		1:50.283	39.805	40.018	30.460	204.9	20:13.036
11		1:48.348	39.537	39.118	29.693	206.1	21:58.198	11		1:49.096	39.527	39.236	30.333	206.8	22:02.132

30

Gael Julien

F4 Mygale 51

Angéline Favario

F4 Mygale

Lap	D	Time	Sector 1	Sector 2	Sector 3	T. Spd	Elapsed	Lap	D	Time	Sector 1	Sector 2	Sector 3	T. Spd	Elapsed
1		1:56.055	45.811	40.546	29.698	168.7	1:56.055	1		2:01.059	48.581	41.635	30.843	181.5	2:01.059
2		1:48.913	39.554	39.213	30.146	205.7	3:44.968	2		1:50.453	39.981	40.481	29.991	202.2	3:51.512
3		1:48.822	39.698	39.778	29.346	205.7	5:33.790	3		1:49.834	39.619	40.225	29.990	201.8	5:41.346
4		1:47.348	39.221	38.746	29.381	205.7	7:21.138	4		1:50.139	40.379	39.832	29.928	204.1	7:31.485
5		1:47.647	39.182	38.858	29.607	204.9	9:08.785	5		1:48.999	39.537	39.657	29.805	203.3	9:20.484
6		1:47.031	39.117	38.400	29.514	205.7	10:55.816	6		1:48.925	39.468	39.506	29.951	203.0	11:09.409
7		1:52.712	39.186	38.554	34.972	202.6	12:48.528	7		1:50.068	39.678	39.951	30.439	203.0	12:59.477
8		2:38.035	54.584	1:02.891	40.560	141.3	15:26.563	8		2:33.446	50.081	1:02.292	41.073	181.2	15:32.923
9		2:52.881	57.562	1:07.507	47.812	153.6	18:19.444	9		2:51.350	57.340	1:07.130	46.880	121.4	18:24.273
10		1:50.765	40.435	40.339	29.991	202.2	20:10.209	10		1:52.150	40.582	41.544	30.024	201.8	20:16.423
11		1:48.554	39.558	39.375	29.621	205.3	21:58.763	11		1:49.851	39.716	39.828	30.307	203.7	22:06.274

36

Enzo Geraci

F4 Mygale 66

Enzo Richer

F4 Mygale

Junior

Lap	D	Time	Sector 1	Sector 2	Sector 3	T. Spd	Elapsed	Lap	D	Time	Sector 1	Sector 2	Sector 3	T. Spd	Elapsed
1		1:55.030	45.154	40.012	29.864	164.3	1:55.030	1		2:01.425	48.856	41.715	30.854	182.1	2:01.425
2		1:49.033	39.635	39.476	29.922	202.6	3:44.063	2		1:50.511	40.142	40.180	30.189	203.7	3:51.936
3		1:48.272	39.462	39.301	29.509	202.6	5:32.335	3		1:49.834	39.901	39.860	30.073	204.9	5:41.770
4		1:48.196	39.350	39.151	29.695	203.7	7:20.531	4		1:50.328	40.547	39.731	30.050	205.7	7:32.098
5		1:47.951	39.280	39.090	29.581	204.1	9:08.482	5		1:49.368	39.737	39.673	29.958	204.5	9:21.466
6		1:49.481	39.779	39.143	30.559	203.3	10:57.963	6		1:49.941	39.636	39.952	30.353	205.7	11:11.407
7		1:52.028	39.867	39.310	32.851	202.2	12:49.991	7		1:53.132	40.043	41.448	31.641	204.1	13:04.539
8		2:37.573	53.924	1:02.857	40.792	164.3	15:27.564	8		2:28.869	45.776	1:02.273	40.820	202.6	15:33.408
9		2:52.888	57.410	1:07.644	47.834	144.7	18:20.452	9		2:51.679	57.664	1:06.918	47.097	116.1	18:25.087
10		1:51.253	40.692	40.580	29.981	202.2	20:11.705	10		1:52.079	40.720	41.036	30.323	204.1	20:17.166
11		1:48.795	39.524	39.234	30.037	204.9	22:00.500	11		1:50.110	39.891	40.001	30.218	206.8	22:07.276





Hungaroring
Championnat de France F4
Race - 2
Lap Analysis



68

Hugh Barter

F4 Mygale

Lap	D	Time	Sector 1	Sector 2	Sector 3	T. Spd	Elapsed
1		1:55.369	45.389	40.018	29.962	166.6	1:55.369
2		1:49.921	39.573	39.492	30.856	204.9	3:45.290
3		1:50.753	39.499	41.114	30.140	205.3	5:36.043
4		1:47.781	39.375	38.870	29.536	205.3	7:23.824
5		1:47.414	39.072	38.767	29.575	206.1	9:11.238
6		1:47.565	39.069	38.730	29.766	205.3	10:58.803
7		1:53.483	39.751	39.849	33.883	206.8	12:52.286
8		2:37.556	53.900	1:03.060	40.596	151.0	15:29.842
9		2:51.481	57.393	1:07.359	46.729	157.6	18:21.323
10		1:50.798	39.985	40.760	30.053	204.9	20:12.121
11		1:48.656	39.439	39.221	29.996	204.5	22:00.777

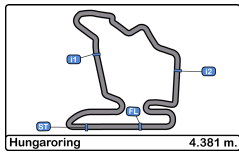
79

Owen Tangavelou

F4 Mygale

Lap	D	Time	Sector 1	Sector 2	Sector 3	T. Spd	Elapsed
1		1:56.599	46.082	40.860	29.657	174.1	1:56.599
2		1:49.103	39.561	39.116	30.426	204.5	3:45.702
3		1:49.911	40.020	40.057	29.834	204.9	5:35.613
4		1:47.572	39.125	38.945	29.502	205.3	7:23.185
5		1:47.272	39.091	38.752	29.429	205.3	9:10.457
6		1:47.989	39.139	38.826	30.024	205.7	10:58.446
7		1:53.368	39.920	39.615	33.833	206.8	12:51.814
8		2:37.389	53.541	1:03.285	40.563	154.2	15:29.203
9		2:51.879	57.366	1:07.340	47.173	165.1	18:21.082
10		1:49.917	39.838	40.006	30.073	203.0	20:10.999
11		1:48.751	39.366	39.433	29.952	205.7	21:59.750





Hungaroring
Championnat de France F4
Race - 2
Analysis by Lap



Num	Lap Time	Gap
Lap 1		
10	1:54.250	
36	1:55.030	00.780
68	1:55.369	01.119
22	1:55.809	01.559
30	1:56.055	01.805
79	1:56.599	02.349
14	1:57.525	03.275
7	1:57.706	03.456
5	1:58.032	03.782
9	1:58.282	04.032
46	1:58.526	04.276
17	1:58.749	04.499
11	1:59.166	04.916
51	2:01.059	06.809
66	2:01.425	07.175

Num	Lap Time	Gap
Lap 2		
10	1:48.566	
36	1:49.033	01.247
22	1:48.920	01.913
30	1:48.913	02.152
68	1:49.921	02.474
79	1:49.103	02.886
14	1:48.418	03.127
7	1:48.658	03.548
9	1:48.206	03.672
5	1:48.895	04.111
46	1:48.732	04.442
17	1:49.433	05.366
11	1:49.576	05.926
51	1:50.453	08.696
66	1:50.511	09.120

Num	Lap Time	Gap
Lap 3		
10	1:48.218	
36	1:48.272	01.301
30	1:48.822	02.756
22	1:49.658	03.353
14	1:49.130	04.039
79	1:49.911	04.579
68	1:50.753	05.009
9	1:49.800	05.254
5	1:49.690	05.583
7	1:50.511	05.841
46	1:49.979	06.203
17	1:49.185	06.333
11	1:49.097	06.805
51	1:49.834	10.312
66	1:49.834	10.736

Num	Lap Time	Gap
Lap 4		
10	1:47.791	
36	1:48.196	01.706
30	1:47.348	02.313
22	1:47.668	03.230

Num	Lap Time	Gap
14	1:47.575	03.823
79	1:47.572	04.360
68	1:47.781	04.999
9	1:47.821	05.284
5	1:48.064	05.856
7	1:48.102	06.152
46	1:49.989	08.401
11	1:50.594	09.608
51	1:50.139	12.660
66	1:50.328	13.273
17	2:02.553	21.095

Num	Lap Time	Gap
Lap 5		
10	1:47.778	
36	1:47.951	01.879
30	1:47.647	02.182
22	1:47.366	02.818
14	1:47.335	03.380
79	1:47.272	03.854
68	1:47.414	04.635
9	1:47.441	04.947
5	1:47.855	05.933
7	1:48.053	06.427
46	1:46.842	07.465
11	1:47.669	09.499
51	1:48.999	13.881
66	1:49.368	14.863
17	1:48.337	21.654

Num	Lap Time	Gap
Lap 6		
10	1:47.671	
30	1:47.031	01.542
36	1:49.481	03.689
22	1:48.630	03.777
14	1:48.297	04.006
79	1:47.989	04.172
68	1:47.565	04.529
9	1:47.463	04.739
5	1:47.410	05.672
7	1:47.584	06.340
46	1:47.238	07.032
11	1:47.719	09.547
51	1:48.925	15.135
66	1:49.941	17.133
17	1:48.380	22.363

Num	Lap Time	Gap
Lap 7		
10	1:53.031	
30	1:52.712	01.223
22	1:51.345	02.091
36	1:52.028	02.686
14	1:52.681	03.656
79	1:53.368	04.509
68	1:53.483	04.981
5	1:52.799	05.440
7	1:52.946	06.255

Num	Lap Time	Gap
46	1:52.954	06.955
11	1:51.210	07.726
51	1:50.068	12.172
66	1:53.132	17.234
17	1:49.893	19.225

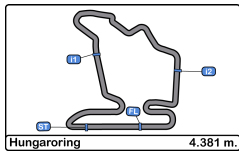
Num	Lap Time	Gap
Lap 8		
10	2:38.471	
30	2:38.035	00.787
22	2:37.709	01.329
36	2:37.573	01.788
14	2:37.420	02.605
79	2:37.389	03.427
68	2:37.556	04.066
5	2:37.700	04.669
7	2:37.379	05.163
46	2:37.214	05.698
11	2:36.832	06.087
51	2:33.446	07.147
66	2:28.869	07.632
17	2:27.692	08.446

Num	Lap Time	Gap
Lap 9		
10	2:53.242	
30	2:52.881	00.426
22	2:52.582	00.669
36	2:52.888	01.434
14	2:52.212	01.575
79	2:51.879	02.064
68	2:51.481	02.305
5	2:51.237	02.664
7	2:51.440	03.361
46	2:51.279	03.735
11	2:51.440	04.285
51	2:51.350	05.255
66	2:51.679	06.069
17	2:51.043	06.247

Num	Lap Time	Gap
Lap 10		
10	1:50.371	
22	1:50.163	00.461
30	1:50.765	00.820
14	1:50.034	01.238
79	1:49.917	01.610
36	1:51.253	02.316
68	1:50.798	02.732
5	1:50.904	03.197
7	1:50.426	03.416
46	1:50.283	03.647
11	1:50.018	03.932
17	1:49.788	05.664
51	1:52.150	07.034
66	1:52.079	07.777

Num	Lap Time	Gap
Lap 11		
10	1:48.191	





Hungaroring

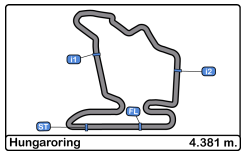
Championnat de France F4

Race - 2



Best Sectors Results

Sector - 1			Sector - 2			Sector - 3			Ideal Lap vs Best Lap						
Clas	Nº	Driver	Time	Nº	Driver	Time	Nº	Driver	Time	Clas	Nº	Driver	Ideal Lap	Best Lap	Clas
1	68	Hugh Barter	39.069	46	Elliott Vayron	38.307	46	Elliott Vayron	29.297	1	46	Elliott Vayron	1:46.690	1:46.842	1
2	22	Daniel Ligier	39.073	30	Gael Julien	38.400	30	Gael Julien	29.346	2	30	Gael Julien	1:46.863	1:47.031	2
3	46	Elliott Vayron	39.086	9	Esteban Masson	38.572	5	Macéo Capietto	29.390	3	9	Esteban Masson	1:47.202	1:47.441	8
4	9	Esteban Masson	39.090	7	Dario Cabanelas	38.612	22	Daniel Ligier	29.418	4	14	Tasanapol Inthraphuvasak	1:47.204	1:47.335	4
5	79	Owen Tangavelou	39.091	14	Tasanapol Inthraphuvasak	38.631	79	Owen Tangavelou	29.429	5	79	Owen Tangavelou	1:47.272	1:47.272	3
6	14	Tasanapol Inthraphuvasak	39.096	10	Alessandro Giusti	38.669	14	Tasanapol Inthraphuvasak	29.477	6	5	Macéo Capietto	1:47.280	1:47.410	6
7	30	Gael Julien	39.117	5	Macéo Capietto	38.688	10	Alessandro Giusti	29.498	7	22	Daniel Ligier	1:47.288	1:47.366	5
8	5	Macéo Capietto	39.202	68	Hugh Barter	38.730	11	Pierre-Alexandre Provost	29.499	8	68	Hugh Barter	1:47.335	1:47.414	7
9	11	Pierre-Alexandre Provost	39.251	79	Owen Tangavelou	38.752	7	Dario Cabanelas	29.506	9	10	Alessandro Giusti	1:47.451	1:47.671	11
10	36	Enzo Geraci	39.280	22	Daniel Ligier	38.797	36	Enzo Geraci	29.509	10	7	Dario Cabanelas	1:47.542	1:47.584	9
11	10	Alessandro Giusti	39.284	11	Pierre-Alexandre Provost	38.879	68	Hugh Barter	29.536	11	11	Pierre-Alexandre Provost	1:47.629	1:47.669	10
12	17	Noah Andy	39.331	17	Noah Andy	38.983	9	Esteban Masson	29.540	12	36	Enzo Geraci	1:47.879	1:47.951	12
13	7	Dario Cabanelas	39.424	36	Enzo Geraci	39.090	17	Noah Andy	29.605	13	17	Noah Andy	1:47.919	1:48.337	13
14	51	Angéline Favario	39.468	51	Angéline Favario	39.506	51	Angéline Favario	29.805	14	51	Angéline Favario	1:48.779	1:48.925	14
15	66	Enzo Richer	39.636	66	Enzo Richer	39.673	66	Enzo Richer	29.958	15	66	Enzo Richer	1:49.267	1:49.368	15

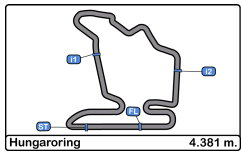


Hungaroring
Championnat de France F4
Race - 2
Leader Sequence



N°	Driver	Nat	Team	Nat	Vehicle	Cat	Clas	Start Lap	End Lap	Laps	Total Laps
10	Alessandro Giusti				F4 Mygale	Junior		1	11	11	11





Hungaroring
Championnat de France F4
Race - 2
Best 5 Lap Times



Cls	N°	Driver	Nat	Team	Nat	Vehicle	Cat	Cls	Best 1		Best 2		Best 3		Best 4		Best 5	
									Time	Lap	Time	Lap	Time	Lap	Time	Lap	Time	Lap
1	46	Elliott Vayron	FRA			F4 Mygale			1:46.842	5	1:47.238	6	1:48.732	2	1:49.096	11	1:49.979	3
2	30	Gael Julien	FRA			F4 Mygale			1:47.031	6	1:47.348	4	1:47.647	5	1:48.554	11	1:48.822	3
3	79	Owen Tangavelou	FRA			F4 Mygale			1:47.272	5	1:47.572	4	1:47.989	6	1:48.751	11	1:49.103	2
4	14	Tasanapol Inthraphuvusak	THA			F4 Mygale			1:47.335	5	1:47.575	4	1:48.297	6	1:48.418	2	1:48.651	11
5	22	Daniel Ligier	FRA			F4 Mygale			1:47.366	5	1:47.668	4	1:48.348	11	1:48.630	6	1:48.920	2
6	5	Macéo Capietto	FRA			F4 Mygale			1:47.410	6	1:47.855	5	1:48.064	4	1:48.895	2	1:49.129	11
7	68	Hugh Barter	AUS			F4 Mygale			1:47.414	5	1:47.565	6	1:47.781	4	1:48.656	11	1:49.921	2
8	9	Esteban Masson	FRA			F4 Mygale			1:47.441	5	1:47.463	6	1:47.821	4	1:48.206	2	1:49.800	3
9	7	Dario Cabanelas	CHE			F4 Mygale	Junior	1	1:47.584	6	1:48.053	5	1:48.102	4	1:48.658	2	1:49.497	11
10	11	Pierre-Alexandre Provost	FRA			F4 Mygale	Junior	2	1:47.669	5	1:47.719	6	1:49.097	3	1:49.277	11	1:49.576	2
11	10	Alessandro Giusti	FRA			F4 Mygale	Junior	3	1:47.671	6	1:47.778	5	1:47.791	4	1:48.191	11	1:48.218	3
12	36	Enzo Geraci	FRA			F4 Mygale	Junior	4	1:47.951	5	1:48.196	4	1:48.272	3	1:48.795	11	1:49.033	2
13	17	Noah Andy	FRA			F4 Mygale			1:48.337	5	1:48.380	6	1:48.946	11	1:49.185	3	1:49.433	2
14	51	Angéline Favario	FRA			F4 Mygale			1:48.925	6	1:48.999	5	1:49.834	3	1:49.851	11	1:50.068	7
15	66	Enzo Richer	FRA			F4 Mygale			1:49.368	5	1:49.834	3	1:49.941	6	1:50.110	11	1:50.328	4



Hungaroring
Championnat de France F4
Race - 2
Best 5 Top Speeds



Cls	N°	Driver	Nat	Team	Nat	Vehicle	Cat	Cls	Top 1		Top 2		Top 3		Top 4		Top 5		Avg
									Km/h	Lap	Km/h	Lap	Km/h	Lap	Km/h	Lap	Km/h	Lap	
1	9	Esteban Masson		PPA		F4 Mygale			209.7	7	208.0	4	208.0	5	207.6	6	206.5	2	208.0
2	17	Noah Andy		PPA		F4 Mygale			207.6	2	207.2	4	206.8	10	205.7	8	205.3	3	206.5
3	5	Macéo Capietto		PPA		F4 Mygale			206.8	4	205.7	3	204.9	5	204.5	11	204.1	6	205.2
4	7	Dario Cabanelas		DFE		F4 Mygale	Junior	1	206.8	11	206.5	5	206.1	4	205.7	2	204.1	3	205.8
5	46	Elliott Vayron		PPA		F4 Mygale			206.8	3	206.8	11	206.1	4	205.7	2	204.9	6	206.1
6	66	Enzo Richer		PPA		F4 Mygale			206.8	11	205.7	4	205.7	6	204.9	3	204.5	5	205.5
7	68	Hugh Barter		AUS		F4 Mygale			206.8	7	206.1	5	205.3	3	205.3	4	205.3	6	205.7
8	79	Owen Tangavelou		PPA		F4 Mygale			206.8	7	205.7	6	205.7	11	205.3	4	205.3	5	205.7
9	11	Pierre-Alexandre Provost		PPA		F4 Mygale	Junior	2	206.5	11	204.9	3	204.5	2	204.5	5	204.1	4	204.9
10	22	Daniel Ligier		PPA		F4 Mygale			206.5	6	206.1	11	205.7	4	205.7	5	205.3	2	205.8
11	30	Gael Julien		PPA		F4 Mygale			205.7	2	205.7	3	205.7	4	205.7	6	205.3	11	205.6
12	14	Tasanapol Inthraphuvasak		THA		F4 Mygale			205.3	6	204.9	3	204.5	5	204.5	7	204.1	4	204.7
13	36	Enzo Geraci		PPA		F4 Mygale	Junior	3	204.9	11	204.1	5	203.7	4	203.3	6	202.6	2	203.7
14	51	Angéline Favario		PPA		F4 Mygale			204.1	4	203.7	11	203.3	5	203.0	6	203.0	7	203.4
15	10	Alessandro Giusti		PPA		F4 Mygale	Junior	4	203.3	4	203.3	5	203.3	6	203.3	11	202.6	7	203.2



Hungaroring
Championnat de France F4
Race - 2
Fastest Laps Sequence



Lap	Time of Day	Session Time	N°	Driver	Nat	Team	Nat	Vehicle	Cat	Time	Km/h
2	16:56:34.673	3:42.673	10	Alessandro Giusti		FRA		F4 Mygale	Junior	1:48.566	145.2
2	16:56:37.799	3:45.799	14	Tasanapol Inthraphuvasak		THA		F4 Mygale		1:48.418	145.4
2	16:56:38.344	3:46.344	9	Esteban Masson		FRA		F4 Mygale		1:48.206	145.7
4	17:00:10.682	7:18.682	10	Alessandro Giusti		FRA		F4 Mygale	Junior	1:47.791	146.3
4	17:00:12.995	7:20.995	30	Gael Julien		FRA		F4 Mygale		1:47.348	146.9
5	17:02:01.839	9:09.839	14	Tasanapol Inthraphuvasak		THA		F4 Mygale		1:47.335	146.9
5	17:02:02.313	9:10.313	79	Owen Tangavelou		FRA		F4 Mygale		1:47.272	147.0
5	17:02:05.924	9:13.924	46	Elliott Vayron		FRA		F4 Mygale		1:46.842	147.6



Hungaroring
Championnat de France F4
Race - 2



Event Best Maximum Speed

N°	Driver	Nat	Team	Nat	Vehicle	Cat	Clas	Km/h	Session
9	Esteban Masson		FRA		F4 Mygale			209.7	Race - 2
17	Noah Andy		FRA		F4 Mygale			208.4	Race - 1
66	Enzo Richer		FRA		F4 Mygale			208.4	Race - 1
22	Daniel Ligier		FRA		F4 Mygale			206.8	Race - 1
46	Elliott Vayron		FRA		F4 Mygale			206.8	Race - 2
5	Macéo Capietto		FRA		F4 Mygale			206.8	Race - 2
79	Owen Tangavelou		FRA		F4 Mygale			206.8	Race - 2
68	Hugh Barter		AUS		F4 Mygale			206.8	Race - 2
7	Dario Cabanelas		CHE		F4 Mygale	Junior	1	206.8	Race - 2
36	Enzo Geraci		FRA		F4 Mygale	Junior	2	206.5	Free Practice
11	Pierre-Alexandre Provost		FRA		F4 Mygale	Junior	3	206.5	Race - 2
30	Gael Julien		FRA		F4 Mygale			206.1	Race - 1
10	Alessandro Giusti		FRA		F4 Mygale	Junior	4	206.1	Race - 1
51	Angéline Favario		FRA		F4 Mygale			205.3	Race - 1
14	Tasanapol Inthraphuvasak		THA		F4 Mygale			205.3	Race - 2



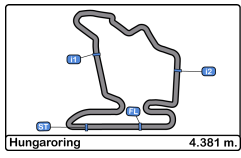
Hungaroring
Championnat de France F4
Race - 2
Lap Chart



LAP

Nr	Pos	Grid	1	2	3	4	5	6	7	8	9	10	11
36	1	36	10	10	10	10	10	10	10	10	10	10	10
10	2	10	36	36	36	36	36	30	30	30	30	22	22
68	3	68	68	22	30	30	30	36	22	22	22	30	30
30	4	30	22	30	22	22	22	22	36	36	36	14	14
7	5	7	30	68	14	14	14	14	14	14	14	79	79
22	6	22	79	79	79	79	79	79	79	79	79	36	36
79	7	79	14	14	68	68	68	68	68	68	68	68	68
14	8	14	7	7	9	9	9	9	5	5	5	5	5
5	9	5	5	9	5	5	5	5	7	7	7	7	46
9	10	9	9	5	7	7	7	7	46	46	46	46	7
11	11	11	46	46	46	46	46	46	11	11	11	11	11
46	12	46	17	17	17	11	11	11	51	51	51	17	17
17	13	17	11	11	11	51	51	51	66	66	66	51	51
51	14	51	51	51	51	66	66	66	17	17	17	66	66
66	15	66	66	66	66	17	17	17					

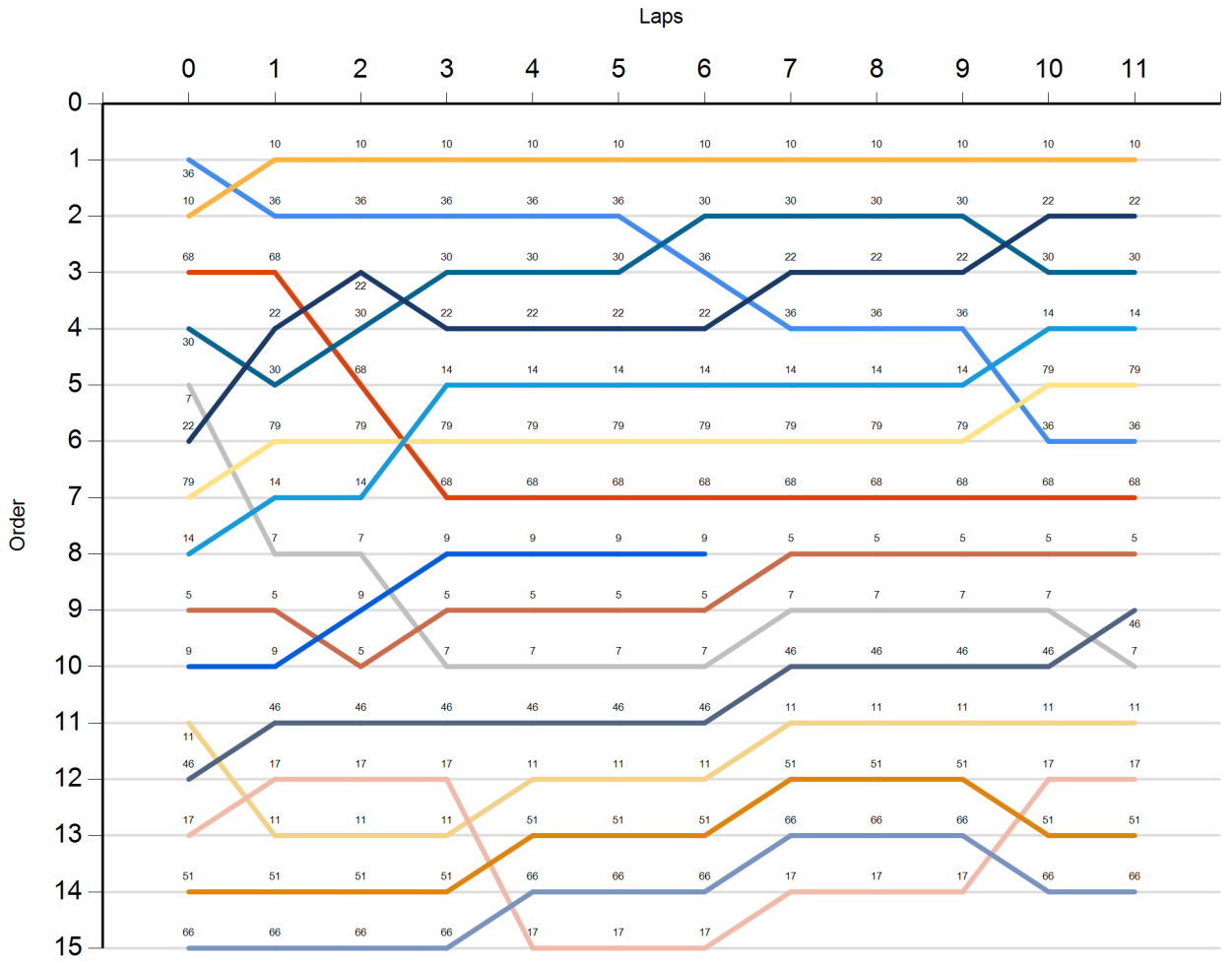


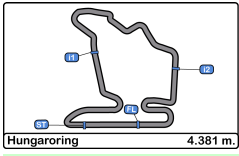


Hungaroring
Championnat de France F4
Race - 2
Graphic Lap Chart



- 36
- 10
- 68
- 30
- 7
- 22
- 79
- 14
- 5
- 9
- 11
- 46
- 17
- 51
- 66



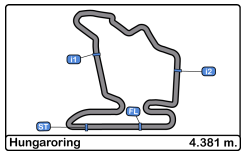


Hungaroring
Championnat de France F4
Race - 2
Pit Stop Analysis



N°	In Day Time	Driver	Nat	Team	Nat	Vehicle	Cat	In Time	Stop N°	Pit Time	Handicap	Penalty
----	-------------	--------	-----	------	-----	---------	-----	---------	---------	----------	----------	---------

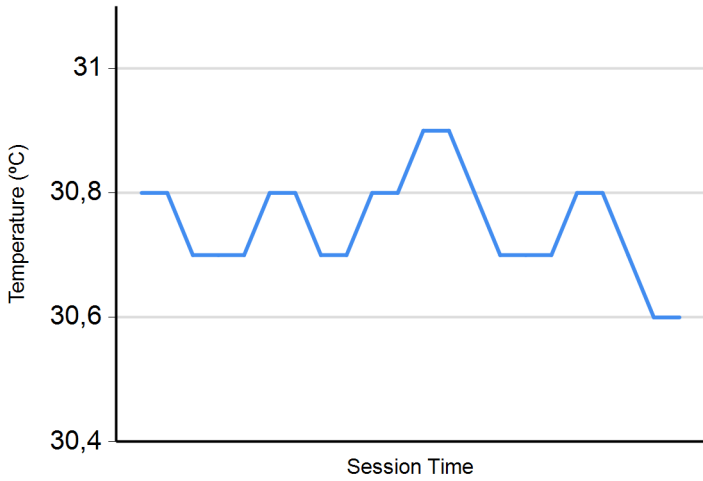




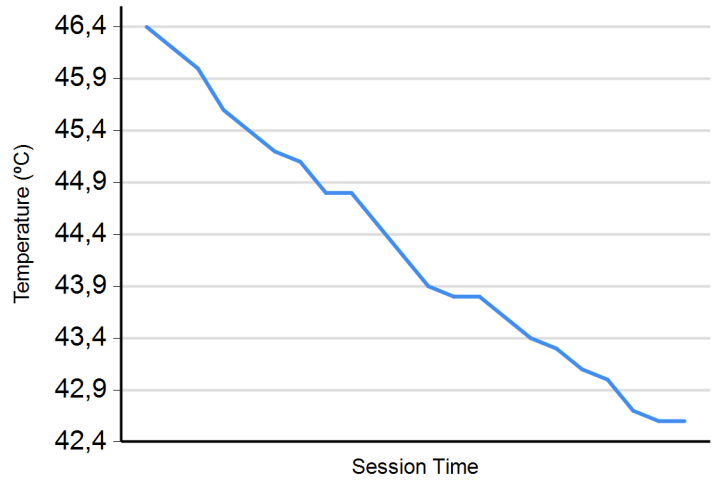
Hungaroring
Championnat de France F4
Race - 2
Weather Report



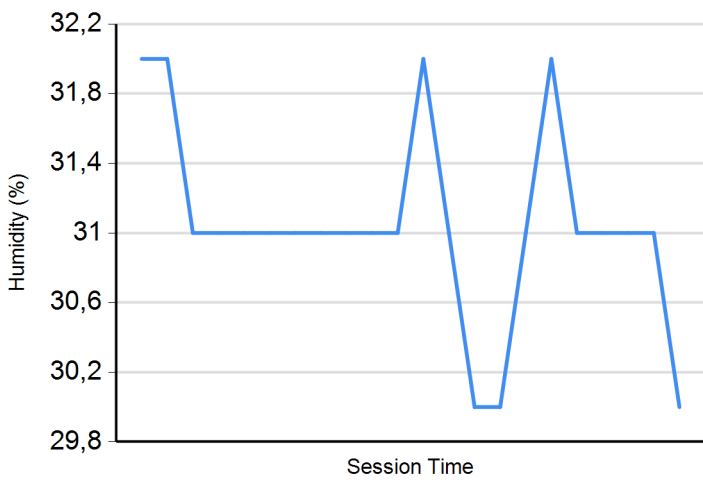
Air Temperature



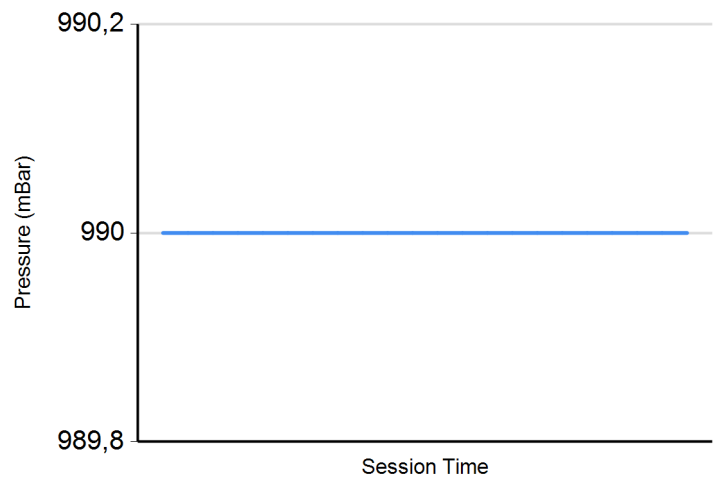
Track Temperature



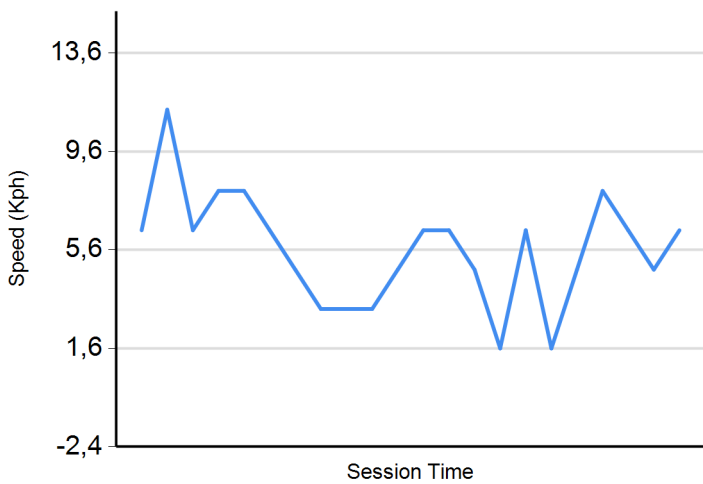
Humidity



Pressure



Wind Speed



Wind direction

North = 0°/360° Est = 90° South = 180° West = 270°

