



Autodromo Nazionale Monza
Porsche Carrera Cup Deutschland
Free Practice
Provisional Results



Clas	Nº	Driver	Nat	Team	Nat	Vehicle	Cat	Clas	Laps	Best	Time	Gap	Interval	Km/h
1	92	Laurin Heinrich	DEU	VAN BERGHE Huber	DEU	Porsche 911 GT3 Cup			13	13	1:50.308			189.0
2	27	Christopher Zöchling	DEU	FACH AUTO TECH	CHE	Porsche 911 GT3 Cup			28	26	1:50.377	0.069	0.069	188.9
3	53	Ayhancan Güven	TUR	Phoenix Racing	DEU	Porsche 911 GT3 Cup			19	6	1:50.541	0.233	0.164	188.6
4	57	Rudy van Buren	NLD	CarTech Motorsport by Nigrin	DEU	Porsche 911 GT3 Cup			26	25	1:50.663	0.355	0.122	188.4
5	16	Daan van Kuijk	NLD	GP Elite	NLD	Porsche 911 GT3 Cup			24	23	1:50.741	0.433	0.078	188.3
6	18	Julian Hanses	DEU	HRT Performance	DEU	Porsche 911 GT3 Cup			25	23	1:50.861	0.553	0.120	188.1
7	41	Jukka Honkavuori	FIN	MRS GT-Racing	DEU	Porsche 911 GT3 Cup			23	22	1:50.888	0.580	0.027	188.0
8	77	Leon Köhler	DEU	Nebulus Racing by Huber	DEU	Porsche 911 GT3 Cup			12	12	1:50.919	0.611	0.031	188.0
9	4	Loek Hartog	NLD	Black Falcon Team	DEU	Porsche 911 GT3 Cup	Rookie	1	24	19	1:50.930	0.622	0.011	187.9
10	25	Larry ten Voorde	NLD	Team GP Elite	NLD	Porsche 911 GT3 Cup			24	12	1:50.978	0.670	0.048	187.9
11	11	Morris Schuring	NLD	Team GP Elite	NLD	Porsche 911 GT3 Cup	Rookie	2	25	24	1:51.137	0.829	0.159	187.6
12	15	Lucas Groeneveld	NLD	GP Elite	NLD	Porsche 911 GT3 Cup			24	22	1:51.164	0.856	0.027	187.6
13	10	Sandro Kaibach	DEU	FACH AUTO TECH	CHE	Porsche 911 GT3 Cup			27	25	1:51.288	0.980	0.124	187.3
14	26	Jesse van Kuijk	NLD	Team GP Elite	NLD	Porsche 911 GT3 Cup			26	23	1:51.290	0.982	0.002	187.3
15	99	Bastian Buus	DNK	Allied Racing	DEU	Porsche 911 GT3 Cup	Rookie	3	24	19	1:51.601	1.293	0.311	186.8
16	46	Fabio Citignola	DEU	HRT Performance	DEU	Porsche 911 GT3 Cup	Rookie	4	24	12	1:51.779	1.471	0.178	186.5
17	8	Georgi Donchev	BGR	Nebulus Racing by Huber	DEU	Porsche 911 GT3 Cup	ProAm	1	24	24	1:51.904	1.596	0.125	186.3
18	7	Kim Hauschild	DEU	HRT Motorsport	DEU	Porsche 911 GT3 Cup	ProAm	2	26	25	1:51.963	1.655	0.059	186.2
19	6	Carlos Rivas	LUX	Black Falcon Team	DEU	Porsche 911 GT3 Cup	ProAm	3	25	23	1:52.139	1.831	0.176	185.9
20	39	Philipp Sager	AUT	Nebulus Racing by Huber	DEU	Porsche 911 GT3 Cup	ProAm	4	24	23	1:52.143	1.835	0.004	185.9
21	35	Rudolf Rhyn	CHE	Allied Racing	DEU	Porsche 911 GT3 Cup	Rookie	5	24	20	1:52.154	1.846	0.011	185.9
22	96	Jan-Erik Slooten	DEU	Phoenix Racing	DEU	Porsche 911 GT3 Cup	ProAm	5	25	24	1:52.165	1.857	0.011	185.9
23	89	Bashar Mardini	ARE	VAN BERGHE Huber	DEU	Porsche 911 GT3 Cup	ProAm	6	23	17	1:52.258	1.950	0.093	185.7
24	14	Ahmad Alshehab	KWT	MRS GT-Racing	DEU	Porsche 911 GT3 Cup	ProAm	7	23	22	1:52.555	2.247	0.297	185.2
25	28	Christof Langer	DEU	FACH AUTO TECH	CHE	Porsche 911 GT3 Cup	ProAm	8	23	18	1:53.672	3.364	1.117	183.4
26	69	Holger Harmsen	DEU	HRT Motorsport	DEU	Porsche 911 GT3 Cup	ProAm	9	23	22	1:54.820	4.512	1.148	181.6

*** PENALTIES**

CAR 4 TIME 10:34:10 DELETED TRACK LIMITS AT T 1

CAR99 TIME 10:37:00 DELETED TRACK LIMITS AT T 11

CAR 4 TIME 10:37:20 DELETED TRACK LIMITS AT T 11

Published at:.....

Track Temp: **24.5 °C** Air Temp: **20.2 °C** Humidity: **72 %** Track Status: **DRY**

Stewards:

Race Director:

Timekeeper:


 Luis Angel Garcia Nufez
 JOB/I-0020-ESP



Autodromo Nazionale Monza
Porsche Carrera Cup Deutschland
Free Practice



Provisional Results by Category

Clas	Nº	Driver	Nat	Team	Nat	Vehicle	Cat	Clas	Laps	Best	Time	Gap	Interval	Km/h
1	92	Laurin Heinrich	DEU	VAN BERGHE Huber	DEU	Porsche 911 GT3 Cup			13	13	1:50.308			189.0
2	27	Christopher Zöchling	DEU	FACH AUTO TECH	CHE	Porsche 911 GT3 Cup			28	26	1:50.377	0.069	0.069	188.9
3	53	Ayhancan Güven	TUR	Phoenix Racing	DEU	Porsche 911 GT3 Cup			19	6	1:50.541	0.233	0.164	188.6
4	57	Rudy van Buren	NLD	CarTech Motorsport by Nigrin	DEU	Porsche 911 GT3 Cup			26	25	1:50.663	0.355	0.122	188.4
5	16	Daan van Kuijk	NLD	GP Elite	NLD	Porsche 911 GT3 Cup			24	23	1:50.741	0.433	0.078	188.3
6	18	Julian Hanses	DEU	HRT Performance	DEU	Porsche 911 GT3 Cup			25	23	1:50.861	0.553	0.120	188.1
7	41	Jukka Honkavuori	FIN	MRS GT-Racing	DEU	Porsche 911 GT3 Cup			23	22	1:50.888	0.580	0.027	188.0
8	77	Leon Köhler	DEU	Nebulus Racing by Huber	DEU	Porsche 911 GT3 Cup			12	12	1:50.919	0.611	0.031	188.0
9	25	Larry ten Voorde	NLD	Team GP Elite	NLD	Porsche 911 GT3 Cup			24	12	1:50.978	0.670	0.059	187.9
10	15	Lucas Groeneveld	NLD	GP Elite	NLD	Porsche 911 GT3 Cup			24	22	1:51.164	0.856	0.186	187.6
11	10	Sandro Kaibach	DEU	FACH AUTO TECH	CHE	Porsche 911 GT3 Cup			27	25	1:51.288	0.980	0.124	187.3
12	26	Jesse van Kuijk	NLD	Team GP Elite	NLD	Porsche 911 GT3 Cup			26	23	1:51.290	0.982	0.002	187.3

ProAm														
1	8	Georgi Donchev	BGR	Nebulus Racing by Huber	DEU	Porsche 911 GT3 Cup	ProAm	1	24	24	1:51.904			186.3
2	7	Kim Hauschild	DEU	HRT Motorsport	DEU	Porsche 911 GT3 Cup	ProAm	2	26	25	1:51.963	0.059	0.059	186.2
3	6	Carlos Rivas	LUX	Black Falcon Team	DEU	Porsche 911 GT3 Cup	ProAm	3	25	23	1:52.139	0.235	0.176	185.9
4	39	Philipp Sager	AUT	Nebulus Racing by Huber	DEU	Porsche 911 GT3 Cup	ProAm	4	24	23	1:52.143	0.239	0.004	185.9
5	96	Jan-Erik Slooten	DEU	Phoenix Racing	DEU	Porsche 911 GT3 Cup	ProAm	5	25	24	1:52.165	0.261	0.022	185.9
6	89	Bashar Mardini	ARE	VAN BERGHE Huber	DEU	Porsche 911 GT3 Cup	ProAm	6	23	17	1:52.258	0.354	0.093	185.7
7	14	Ahmad Alshehab	KWT	MRS GT-Racing	DEU	Porsche 911 GT3 Cup	ProAm	7	23	22	1:52.555	0.651	0.297	185.2
8	28	Christof Langer	DEU	FACH AUTO TECH	CHE	Porsche 911 GT3 Cup	ProAm	8	23	18	1:53.672	1.768	1.117	183.4
9	69	Holger Harmsen	DEU	HRT Motorsport	DEU	Porsche 911 GT3 Cup	ProAm	9	23	22	1:54.820	2.916	1.148	181.6

Rookie														
1	4	Loek Hartog	NLD	Black Falcon Team	DEU	Porsche 911 GT3 Cup	Rookie	1	24	19	1:50.930			187.9
2	11	Morris Schuring	NLD	Team GP Elite	NLD	Porsche 911 GT3 Cup	Rookie	2	25	24	1:51.137	0.207	0.207	187.6
3	99	Bastian Buus	DNK	Allied Racing	DEU	Porsche 911 GT3 Cup	Rookie	3	24	19	1:51.601	0.671	0.464	186.8
4	46	Fabio Citignola	DEU	HRT Performance	DEU	Porsche 911 GT3 Cup	Rookie	4	24	12	1:51.779	0.849	0.178	186.5
5	35	Rudolf Rhyn	CHE	Allied Racing	DEU	Porsche 911 GT3 Cup	Rookie	5	24	20	1:52.154	1.224	0.375	185.9

*** PENALTIES**

CAR 4 TIME 10:34:10 DELETED TRACK LIMITS AT T 1

CAR99 TIME 10:37:00 DELETED TRACK LIMITS AT T 11

CAR 4 TIME 10:37:20 DELETED TRACK LIMITS AT T 11


Published at:.....

Track Temp: **24.5 °C** Air Temp: **20.2 °C** Humidity: **72 %** Track Status: **DRY**

Stewards:

Race Director:

Timekeeper:


 Luis Angel Garcia Nunez
 JOB/I-0020-ESP



Autodromo Nazionale Monza
Porsche Carrera Cup Deutschland
Free Practice
Provisional 2 Fastest Lap Results



Clas	Nº	Driver	Nat	Team	Nat	Vehicle	Cat	Clas	Laps	Best	Time	Gap	Interval	Km/h
1	92	Laurin Heinrich	DEU	VAN BERGHE Huber	DEU	Porsche 911 GT3 Cup			13	12	1:50.324			189.0
2	27	Christopher Zöchling	DEU	FACH AUTO TECH	CHE	Porsche 911 GT3 Cup			28	27	1:50.634	0.310	0.310	188.9
3	57	Rudy van Buren	NLD	CarTech Motorsport by Nigrin	DEU	Porsche 911 GT3 Cup			26	24	1:50.786	0.462	0.152	188.4
4	16	Daan van Kuijk	NLD	GP Elite	NLD	Porsche 911 GT3 Cup			24	24	1:50.868	0.544	0.082	188.3
5	18	Julian Hanses	DEU	HRT Performance	DEU	Porsche 911 GT3 Cup			25	21	1:51.003	0.679	0.135	188.1
6	4	Loek Hartog	NLD	Black Falcon Team	DEU	Porsche 911 GT3 Cup	Rookie	1	24	20	1:51.007	0.683	0.004	187.9
7	25	Larry ten Voorde	NLD	Team GP Elite	NLD	Porsche 911 GT3 Cup			24	23	1:51.035	0.711	0.028	187.9
8	77	Leon Köhler	DEU	Nebulus Racing by Huber	DEU	Porsche 911 GT3 Cup			12	11	1:51.068	0.744	0.033	188.0
9	41	Jukka Honkavuori	FIN	MRS GT-Racing	DEU	Porsche 911 GT3 Cup			23	19	1:51.094	0.770	0.026	188.0
10	53	Ayhancan Güven	TUR	Phoenix Racing	DEU	Porsche 911 GT3 Cup			19	11	1:51.103	0.779	0.009	188.6
11	11	Morris Schuring	NLD	Team GP Elite	NLD	Porsche 911 GT3 Cup	Rookie	2	25	25	1:51.179	0.855	0.076	187.6
12	15	Lucas Groeneveld	NLD	GP Elite	NLD	Porsche 911 GT3 Cup			24	20	1:51.218	0.894	0.039	187.6
13	10	Sandro Kaibach	DEU	FACH AUTO TECH	CHE	Porsche 911 GT3 Cup			27	19	1:51.621	1.297	0.403	187.3
14	99	Bastian Buus	DNK	Allied Racing	DEU	Porsche 911 GT3 Cup	Rookie	3	24	17	1:51.711	1.387	0.090	186.8
15	26	Jesse van Kuijk	NLD	Team GP Elite	NLD	Porsche 911 GT3 Cup			26	21	1:51.792	1.468	0.081	187.3
16	46	Fabio Citignola	DEU	HRT Performance	DEU	Porsche 911 GT3 Cup	Rookie	4	24	22	1:52.023	1.699	0.231	186.5
17	6	Carlos Rivas	LUX	Black Falcon Team	DEU	Porsche 911 GT3 Cup	ProAm	1	25	13	1:52.178	1.854	0.155	185.9
18	39	Philipp Sager	AUT	Nebulus Racing by Huber	DEU	Porsche 911 GT3 Cup	ProAm	2	24	24	1:52.212	1.888	0.034	185.9
19	35	Rudolf Rhyn	CHE	Allied Racing	DEU	Porsche 911 GT3 Cup	Rookie	5	24	18	1:52.263	1.939	0.051	185.9
20	7	Kim Hauschild	DEU	HRT Motorsport	DEU	Porsche 911 GT3 Cup	ProAm	3	26	24	1:52.291	1.967	0.028	186.2
21	89	Bashar Mardini	ARE	VAN BERGHE Huber	DEU	Porsche 911 GT3 Cup	ProAm	4	23	23	1:52.331	2.007	0.040	185.7
22	8	Georgi Donchev	BGR	Nebulus Racing by Huber	DEU	Porsche 911 GT3 Cup	ProAm	5	24	23	1:52.453	2.129	0.122	186.3
23	14	Ahmad Alshehab	KWT	MRS GT-Racing	DEU	Porsche 911 GT3 Cup	ProAm	6	23	21	1:52.557	2.233	0.104	185.2
24	96	Jan-Erik Slooten	DEU	Phoenix Racing	DEU	Porsche 911 GT3 Cup	ProAm	7	25	19	1:52.733	2.409	0.176	185.9
25	28	Christof Langer	DEU	FACH AUTO TECH	CHE	Porsche 911 GT3 Cup	ProAm	8	23	22	1:54.019	3.695	1.286	183.4
26	69	Holger Harmsen	DEU	HRT Motorsport	DEU	Porsche 911 GT3 Cup	ProAm	9	23	21	1:55.288	4.964	1.269	181.6

*** PENALTIES**

CAR 4 TIME 10:34:10 DELETED TRACK LIMITS AT T 1

CAR99 TIME 10:37:00 DELETED TRACK LIMITS AT T 11

CAR 4 TIME 10:37:20 DELETED TRACK LIMITS AT T 11

Published at:.....


Track Temp: **24.5 °C** Air Temp: **20.2 °C** Humidity: **72 %** Track Status: **DRY**

Stewards:

Race Director:

Timekeeper:


 Luis Angel Garcia Nuñez
 JOB/I-0020-ESP



Autodromo Nazionale Monza
Porsche Carrera Cup Deutschland
Free Practice
Lap Analysis



4

Loek Hartog

Porsche 911 GT3 Cup

7

Kim Hauschild

Porsche 911 GT3 Cup

Rookie

Black Falcon Team TEXTAR

ProAm

HRT Motorsport

Lap	D	Time	Sector 1	Sector 2	Sector 3	T. Spd	Elapsed	Lap	D	Time	Sector 1	Sector 2	Sector 3	T. Spd	Elapsed
1		9:52:27.532	9:50:56.728	48.314	42.490	108.8	9:52:27.532	1		9:52:49.526	9:51:13.955	48.495	47.076	118.0	9:52:49.526
2		2:02.501	38.067	44.681	39.753	222.6	9:54:30.033	2		2:02.461	39.921	41.264	41.276	169.0	9:54:51.987
3		1:54.118	35.590	38.484	40.044	250.0	9:56:24.151	3		1:56.209	36.607	39.757	39.845	213.8	9:56:48.196
4		1:53.369	35.684	38.751	38.934	252.3	9:58:17.520	4		1:55.439	36.014	39.163	40.262	241.6	9:58:43.635
5		1:53.014	35.429	38.376	39.209	251.7	10:00:10.534	5		1:53.883	35.682	39.072	39.129	256.5	10:00:37.518
6		1:52.308	35.269	38.458	38.581	254.7	10:02:02.842	6		1:53.747	35.511	38.989	39.247	255.9	10:02:31.265
7		2:05.434 P	35.237	42.964	47.233	255.9	10:04:08.276	7		1:53.359	35.481	38.877	39.001	261.5	10:04:24.624
8		5:42.002	4:22.588	38.624	40.790	152.7	10:09:50.278	8		1:54.132	35.426	39.111	39.595	257.7	10:06:18.756
9		1:52.144	35.182	38.523	38.439	257.7	10:11:42.422	9		2:00.074 P	35.518	38.988	45.568	255.9	10:08:18.830
10		1:54.324	35.214	37.916	41.194	255.9	10:13:36.746	10		8:58.090	7:23.499	48.740	45.851	180.3	10:17:16.920
11		1:51.669	35.083	38.048	38.538	255.9	10:15:28.415	11		2:08.947	40.349	42.580	46.018	221.3	10:19:25.867
12		1:51.728	35.113	38.141	38.474	258.9	10:17:20.143	12		2:12.614	36.071	45.896	50.647	235.8	10:21:38.481
13		2:00.682 P	36.896	38.172	45.614	260.2	10:19:20.825	13		1:57.850	35.933	41.997	39.920	251.1	10:23:36.331
14		7:56.642	6:32.251	42.887	41.504	122.1	10:27:17.467	14		1:53.678	35.545	38.883	39.250	252.9	10:25:30.009
15		2:03.635 P	38.057	39.471	46.107	183.6	10:29:21.102	15		1:53.240	35.471	38.748	39.021	264.0	10:27:23.249
16		4:18.738	2:57.413	39.389	41.936	91.6	10:33:39.840	16		2:00.364 P	35.406	38.445	46.513	267.9	10:29:23.613
17		4:54.797	35.237	37.821	38.739	258.3	10:35:31.637	17		4:53.719	3:27.213	44.788	41.718	145.1	10:34:17.332
18		4:52.499	36.164	37.873	38.462	248.8	10:37:24.136	18		1:55.954	36.401	39.673	39.880	218.6	10:36:13.286
19		1:50.930	35.012	37.554	38.364	257.7	10:39:15.066	19		1:53.746	35.598	38.830	39.318	258.9	10:38:07.032
20		1:51.007	34.907	37.814	38.286	263.4	10:41:06.073	20		1:53.083	35.581	38.671	38.831	264.7	10:40:00.115
21		1:56.511	34.873	39.290	42.348	266.0	10:43:02.584	21		1:52.639	35.362	38.485	38.792	263.4	10:41:52.754
22		1:51.135	35.002	37.821	38.312	260.8	10:44:53.719	22		1:52.312	35.280	38.283	38.749	261.5	10:43:45.066
23		1:57.777 P	35.045	37.919	44.813	263.4	10:46:51.496	23		1:54.220	36.517	38.678	39.025	267.3	10:45:39.286
24		4:20.422	3:04.120	38.064	38.238	102.3	10:51:11.918	24		1:52.291	35.252	38.369	38.670	264.0	10:47:31.577
25			38.762	40.916		144.9		25		1:51.963	35.272	38.150	38.541	260.8	10:49:23.540
26								26		1:52.934	35.669	38.484	38.781	262.7	10:51:16.474
27								27			43.208	44.819		139.8	

6

Carlos Rivas

Porsche 911 GT3 Cup

ProAm

Black Falcon Team TEXTAR

Lap	D	Time	Sector 1	Sector 2	Sector 3	T. Spd	Elapsed
1		9:52:56.292	9:51:19.661	49.223	47.408	109.7	9:52:56.292
2		2:02.275	39.355	41.336	41.584	189.4	9:54:58.567
3		1:57.495	36.417	40.287	40.791	231.2	9:56:56.062
4		1:56.643	36.289	40.001	40.353	231.7	9:58:52.705
5		1:55.530	35.719	39.605	40.206	245.4	10:00:48.235
6		1:55.333	35.699	39.324	40.310	249.4	10:02:43.568
7		2:04.272 P	36.199	39.537	48.536	236.3	10:04:47.840
8		5:28.935	4:09.908	39.375	39.652	207.2	10:10:16.775
9		1:53.800	35.414	39.111	39.275	252.3	10:12:10.575
10		1:52.971	35.183	38.779	39.009	257.7	10:14:03.546
11		1:52.773	35.266	38.610	38.897	255.3	10:15:56.319
12		1:52.975	35.381	38.582	39.012	254.1	10:17:49.294
13		1:52.178	35.034	38.377	38.767	250.5	10:19:41.472
14		1:52.789	34.987	38.786	39.016	259.6	10:21:34.261
15		1:52.387	35.046	38.453	38.888	260.2	10:23:26.648
16		2:00.733 P	35.387	38.612	46.734	257.1	10:25:27.381
17		6:12.603	4:33.162	48.784	50.657	149.5	10:31:39.984
18		2:00.483	37.123	40.044	43.316	208.0	10:33:40.467
19		1:59.229	37.921	38.474	42.834	259.6	10:35:39.696
20		1:55.676	37.723	38.771	39.182	203.3	10:37:35.372
21		1:52.353	35.179	38.450	38.724	256.5	10:39:27.725
22		1:52.431	35.194	38.413	38.824	255.9	10:41:20.156
23		1:52.139	35.090	38.286	38.763	253.5	10:43:12.295
24		1:52.345	35.258	38.388	38.699	257.1	10:45:04.640
25		1:58.842 P	35.245	38.193	45.404	254.1	10:47:03.482



Autodromo Nazionale Monza
Porsche Carrera Cup Deutschland
Free Practice
Lap Analysis



8

Georgi Donchev

Porsche 911 GT3 Cup **10**

Sandro Kaibach

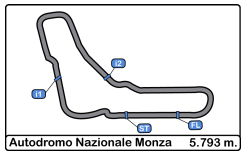
Porsche 911 GT3 Cup

ProAm

Nebulus Racing by Huber

FACH AUTO TECH

Lap	D	Time	Sector 1	Sector 2	Sector 3	T. Spd	Elapsed	Lap	D	Time	Sector 1	Sector 2	Sector 3	T. Spd	Elapsed
1		9:53:14.815	9:51:24.789	55.305	54.721	133.1	9:53:14.815	1		9:52:50.410	9:51:16.418	49.006	44.986	125.8	9:52:50.410
2		2:11.437	48.463	41.348	41.626	165.1	9:55:26.252	2		1:58.583	37.545	40.308	40.730	208.8	9:54:48.993
3		2:09.946 P	36.955	40.420	52.571	211.7	9:57:36.198	3		1:54.509	35.805	39.232	39.472	246.0	9:56:43.502
4		8:45.817	7:22.513	41.921	41.383	187.1	10:06:22.015	4		1:53.473	35.575	38.542	39.356	256.5	9:58:36.975
5		1:55.466	36.221	39.436	39.809	241.0	10:08:17.481	5		1:54.463	36.248	38.554	39.661	265.3	10:00:31.438
6		1:54.439	35.762	39.150	39.527	246.5	10:10:11.920	6		1:52.635	35.394	38.426	38.815	261.5	10:02:24.073
7		1:54.609	35.665	38.915	40.029	246.0	10:12:06.529	7		1:52.547	35.400	38.298	38.849	267.9	10:04:16.620
8		1:53.481	35.606	38.803	39.072	255.9	10:14:00.010	8		1:55.441	35.176	40.417	39.848	260.2	10:06:12.061
9		1:54.119	35.587	38.784	39.748	262.7	10:15:54.129	9		1:52.572	35.336	38.208	39.028	262.7	10:08:04.633
10		2:01.076 P	35.817	38.963	46.296	237.3	10:17:55.205	10		1:52.308	35.219	38.320	38.769	265.3	10:09:56.941
11		4:21.770	2:44.832	50.482	46.456	138.2	10:22:16.975	11		2:03.904 P	35.059	38.107	50.738	263.4	10:12:00.845
12		2:00.213	38.718	40.500	40.995	203.3	10:24:17.188	12		5:45.009	4:13.125	45.204	46.680	160.0	10:17:45.854
13		1:54.539	36.134	38.990	39.415	229.7	10:26:11.727	13		2:03.083	40.434	40.595	42.054	203.0	10:19:48.937
14		1:53.559	35.540	38.729	39.290	254.1	10:28:05.286	14		1:54.364	36.028	38.617	39.719	236.8	10:21:43.301
15		1:52.991	35.367	38.601	39.023	262.1	10:29:58.277	15		1:56.279	36.174	38.968	41.137	240.0	10:23:39.580
16		1:53.157	35.407	38.523	39.227	264.0	10:31:51.434	16		1:51.779	35.006	38.137	38.636	264.0	10:25:31.359
17		2:00.405 P	35.547	38.744	46.114	264.7	10:33:51.839	17		1:56.922	35.587	38.036	43.299	264.7	10:27:28.281
18		5:46.014	4:26.247	40.221	39.546	186.5	10:39:37.853	18		1:53.065	34.968	39.057	39.040	267.3	10:29:21.346
19		1:53.286	35.356	38.870	39.060	264.7	10:41:31.139	19		1:51.621	35.199	37.946	38.476	262.7	10:31:12.967
20		1:56.866	38.298	39.378	39.190	266.6	10:43:28.005	20		2:11.370 P	35.061	45.877	50.432	267.9	10:33:24.337
21		1:52.887	35.451	38.500	38.936	263.4	10:45:20.892	21		6:18.069	4:53.445	43.616	41.008	156.5	10:39:42.406
22		1:52.648	34.984	38.553	39.111	263.4	10:47:13.540	22		1:54.475	36.091	39.078	39.306	225.9	10:41:36.881
23		1:52.453	35.145	38.386	38.922	261.5	10:49:05.993	23		1:55.310	37.837	38.423	39.050	260.8	10:43:32.191
24		1:51.904	35.046	38.157	38.701	263.4	10:50:57.897	24		1:56.156	35.761	38.512	41.883	269.3	10:45:28.347
25			36.524	42.658		260.2		25		1:51.288	35.055	37.705	38.528	264.0	10:47:19.635
								26		1:57.397	34.988	37.994	44.415	270.0	10:49:17.032
								27		1:52.832	36.261	38.077	38.494	266.0	10:51:09.864
								28			37.264	42.591		267.3	



Autodromo Nazionale Monza
Porsche Carrera Cup Deutschland
Free Practice
Lap Analysis




11 Morris Schuring Porsche 911 GT3 Cup **15** Lucas Groeneveld Porsche 911 GT3 Cup
 Rookie Team GP Elite GP Elite

Lap	D	Time	Sector 1	Sector 2	Sector 3	T. Spd	Elapsed	Lap	D	Time	Sector 1	Sector 2	Sector 3	T. Spd	Elapsed
1		9:52:43.141 P	9:51:02.812	47.101	53.228	104.5	9:52:43.141	1		9:52:55.028 P	9:51:11.539	48.372	55.117	128.2	9:52:55.028
2		2:45.928 P	1:16.748	40.254	48.926	154.2	9:55:29.069	2		2:46.366	1:24.767	41.223	40.376	196.7	9:55:41.394
3		2:25.666	1:07.469	38.657	39.540	200.7	9:57:54.735	3		1:55.204	35.944	39.487	39.773	236.3	9:57:36.598
4		1:55.841	35.650	38.213	41.978	242.1	9:59:50.576	4		1:54.314	35.820	38.967	39.527	240.0	9:59:30.912
5		1:52.131	35.230	38.133	38.768	252.9	10:01:42.707	5		1:53.239	35.564	38.654	39.021	240.0	10:01:24.151
6		1:51.646	35.151	37.900	38.595	260.2	10:03:34.353	6		1:57.498	39.701	38.747	39.050	256.5	10:03:21.649
7		2:56.613 P	34.974	37.901	1:43.738	262.7	10:06:30.966	7		2:00.900 P	35.290	38.671	46.939	251.7	10:05:22.549
8		6:05.468	4:41.158	43.030	41.280	137.2	10:12:36.434	8		6:05.587	4:42.767	42.211	40.609	118.1	10:11:28.136
9		1:56.963	36.700	40.324	39.939	230.2	10:14:33.397	9		2:10.760 P	39.659	40.936	50.165	170.0	10:13:38.896
10		1:54.084	35.366	38.464	40.254	258.9	10:16:27.481	10		5:13.084	3:51.555	41.048	40.481	167.1	10:18:51.980
11		1:53.052	35.660	38.433	38.959	262.1	10:18:20.533	11		1:54.900	36.313	39.174	39.413	221.7	10:20:46.880
12		1:52.322	35.301	38.165	38.856	252.9	10:20:12.855	12		1:52.529	35.488	38.305	38.736	243.2	10:22:39.409
13		1:52.280	35.236	38.252	38.792	260.2	10:22:05.135	13		1:52.143	35.201	38.200	38.742	257.1	10:24:31.552
14		1:59.056 P	35.115	38.117	45.824	255.9	10:24:04.191	14		1:51.866	35.184	38.093	38.589	258.3	10:26:23.418
15		5:22.183	4:02.275	38.493	41.415	204.1	10:29:26.374	15		1:51.756	35.164	38.127	38.465	259.6	10:28:15.174
16		1:52.242	35.140	38.332	38.770	261.5	10:31:18.616	16		2:01.839 P	35.962	39.026	46.851	237.8	10:30:17.013
17		1:52.065	35.087	38.262	38.716	258.3	10:33:10.681	17		4:56.083	3:26.992	45.375	43.716	170.8	10:35:13.096
18		1:51.980	34.974	38.258	38.748	259.6	10:35:02.661	18		1:57.615	38.954	39.159	39.502	203.0	10:37:10.711
19		1:59.134 P	35.004	38.805	45.325	262.7	10:37:01.795	19		1:52.447	35.102	38.916	38.429	252.3	10:39:03.158
20		4:52.925	3:24.348	45.964	42.613	113.5	10:41:54.720	20		1:51.218	34.898	38.003	38.317	260.8	10:40:54.376
21		1:59.989	37.172	42.512	40.305	225.4	10:43:54.709	21		1:52.066	35.152	38.230	38.684	256.5	10:42:46.442
22		1:51.762	35.330	37.995	38.437	260.8	10:45:46.471	22		1:51.164	34.893	37.865	38.406	262.7	10:44:37.606
23		1:57.760	35.019	38.291	44.450	265.3	10:47:44.231	23		2:02.867 P	35.356	38.410	49.101	233.2	10:46:40.473
24		1:51.137	34.900	37.730	38.507	260.8	10:49:35.368	24		4:10.705	2:53.873	38.457	38.375	154.9	10:50:51.178
25		1:51.179	34.786	37.959	38.434	259.6	10:51:26.547	25		41.298	42.621				181.8
26		37.559	52.433			179.1									

14 Ahmad Alshehab Porsche 911 GT3 Cup **16** Daan van Kuijk Porsche 911 GT3 Cup
 ProAm MRS GT-Racing GP Elite

Lap	D	Time	Sector 1	Sector 2	Sector 3	T. Spd	Elapsed	Lap	D	Time	Sector 1	Sector 2	Sector 3	T. Spd	Elapsed
1		9:53:12.520	9:51:29.874	52.641	50.005	126.0	9:53:12.520	1		9:52:49.757 P	9:51:07.889	48.331	53.537	117.1	9:52:49.757
2		2:12.442	43.631	43.808	45.003	181.8	9:55:24.962	2		2:47.030	1:22.148	42.649	42.233	112.2	9:55:36.787
3		1:57.395	37.038	40.426	39.931	209.3	9:57:22.357	3		1:58.036	36.542	40.663	40.831	235.8	9:57:34.823
4		2:14.765 P	36.026	39.855	58.884	243.7	9:59:37.122	4		1:55.112	36.746	39.168	39.198	204.5	9:59:29.935
5		5:56.620	4:34.453	39.752	42.415	99.9	10:05:33.742	5		1:57.022	39.535	38.554	38.933	251.1	10:01:26.957
6		1:55.947	35.958	38.969	41.020	250.0	10:07:29.689	6		1:52.760	35.398	38.642	38.720	247.7	10:03:19.717
7		1:54.528	35.699	39.164	39.665	254.7	10:09:24.217	7		1:55.918	35.576	40.973	39.369	256.5	10:05:15.635
8		1:56.387	37.216	39.467	39.704	261.5	10:11:20.604	8		1:52.318	35.405	38.284	38.629	255.9	10:07:07.953
9		1:53.665	35.768	38.616	39.281	248.2	10:13:14.269	9		1:59.659 P	35.754	38.372	45.533	255.9	10:09:07.612
10		1:58.188	35.637	42.728	39.823	249.4	10:15:12.457	10		4:49.700	3:18.633	45.258	45.809	120.0	10:13:57.312
11		1:57.834	35.610	42.996	39.228	251.7	10:17:10.291	11		2:17.293 P	37.088	48.382	51.823	229.7	10:16:14.605
12		1:53.415	35.648	38.598	39.169	252.3	10:19:03.706	12		6:11.910	4:54.120	38.931	38.859	160.4	10:22:26.515
13		2:06.907 P	35.770	41.165	49.972	259.6	10:21:10.613	13		2:09.117 P	40.641	40.452	48.024	256.5	10:24:35.632
14		5:40.140	4:20.767	39.458	39.915	157.6	10:26:50.753	14		6:15.424	4:40.748	46.026	48.650	126.6	10:30:51.056
15		1:54.409	35.744	39.266	39.399	245.4	10:28:45.162	15		2:01.307	40.540	41.049	39.718	210.1	10:32:52.363
16		2:06.908 P	35.832	42.192	48.884	250.0	10:30:52.070	16		1:51.728	35.443	37.958	38.327	258.9	10:34:44.091
17		7:54.196	6:21.199	46.535	46.462	122.5	10:38:46.266	17		1:51.463	35.272	38.006	38.185	256.5	10:36:35.554
18		2:02.395	40.000	40.341	42.054	192.8	10:40:48.661	18		1:52.430	35.406	38.701	38.323	254.1	10:38:27.984
19		1:54.344	36.223	38.919	39.202	219.0	10:42:43.005	19		1:50.923	35.014	37.674	38.235	256.5	10:40:18.907
20		1:53.050	35.633	38.561	38.856	243.7	10:44:36.055	20		1:57.669 P	34.950	37.684	45.035	254.1	10:42:16.576
21		1:52.557	35.422	38.308	38.827	251.1	10:46:28.612	21		4:00.457	2:44.075	37.912	38.470	197.8	10:46:17.033
22		1:52.555	35.549	38.203	38.803	250.5	10:48:21.167	22		1:51.981	34.970	38.454	38.557	259.6	10:48:09.014
23		1:53.886	36.799	38.250	38.837	254.1	10:50:15.053	23		1:50.741	34.790	37.851	38.100	260.2	10:49:59.755
24								24		1:50.868	34.924	37.703	38.241	256.5	10:51:50.623
25								25			38.238	41.243			197.8



Autodromo Nazionale Monza
Porsche Carrera Cup Deutschland
Free Practice
Lap Analysis



18

Julian Hanses

Porsche 911 GT3 Cup **26**

Jesse van Kuijk

Porsche 911 GT3 Cup

HRT Performance

Team GP Elite

Lap	D	Time	Sector 1	Sector 2	Sector 3	T. Spd	Elapsed	Lap	D	Time	Sector 1	Sector 2	Sector 3	T. Spd	Elapsed
1		9:52:36.858	9:51:06.035	47.615	43.208	101.4	9:52:36.858	1		9:52:52.903 P	9:51:09.124	48.718	55.061	120.4	9:52:52.903
2		1:59.819	37.477	41.679	40.663	211.7	9:54:36.677	2		2:46.115	1:19.827	42.682	43.606	171.1	9:55:39.018
3		1:56.701	35.720	41.001	39.980	249.4	9:56:33.378	3		1:56.461	36.647	40.100	39.714	241.0	9:57:35.479
4		1:54.146	35.950	38.899	39.297	250.0	9:58:27.524	4		1:53.897	35.673	38.985	39.239	260.2	9:59:29.376
5		1:53.167	35.476	38.709	38.982	248.2	10:00:20.691	5		1:56.412	38.222	39.231	38.959	257.7	10:01:25.788
6		1:52.792	35.256	38.635	38.901	254.7	10:02:13.483	6		1:55.025	35.578	40.242	39.205	255.9	10:03:20.813
7		1:58.512 P	35.286	38.302	44.924	258.9	10:04:11.995	7		1:53.164	35.411	38.767	38.986	251.7	10:05:13.977
8		4:20.968	3:02.542	39.176	39.250	207.6	10:08:32.963	8		2:01.493 P	35.319	38.719	47.455	252.9	10:07:15.470
9		1:52.476	35.222	38.342	38.912	258.3	10:10:25.439	9		6:21.240 P	4:47.155	44.114	49.971	130.5	10:13:36.710
10		1:52.337	35.326	38.237	38.774	258.9	10:12:17.776	10		2:43.336	1:21.488	40.126	41.722	58.0	10:16:20.046
11		1:52.323	35.069	38.412	38.842	267.9	10:14:10.099	11		1:57.923	36.741	41.418	39.764	213.0	10:18:17.969
12		1:53.598	36.138	38.473	38.987	270.6	10:16:03.697	12		1:52.819	35.551	38.413	38.855	250.0	10:20:10.788
13		1:51.933	35.126	38.194	38.613	254.7	10:17:55.630	13		1:52.189	35.176	38.305	38.708	259.6	10:22:02.977
14		1:58.965 P	35.203	38.434	45.328	258.3	10:19:54.595	14		1:52.271	35.273	38.247	38.751	260.8	10:23:55.248
15		8:59.755	7:12.484	53.916	53.355	101.3	10:28:54.350	15		1:51.961	35.224	38.189	38.548	258.3	10:25:47.209
16		2:15.074	46.326	45.031	43.717	147.7	10:31:09.424	16		2:01.245 P	34.939	40.404	45.902	260.8	10:27:48.454
17		2:10.680	40.739	44.511	45.430	156.9	10:33:20.104	17		4:49.051	3:24.823	43.275	40.953	161.1	10:32:37.505
18		2:00.032	38.095	41.224	40.713	186.8	10:35:20.136	18		1:54.368	35.832	39.073	39.463	244.8	10:34:31.873
19		1:53.889	35.966	38.925	38.998	254.1	10:37:14.025	19		1:52.918	35.472	38.454	38.992	251.1	10:36:24.791
20		1:51.281	34.975	37.937	38.369	258.9	10:39:05.306	20		1:52.192	35.121	38.545	38.526	258.9	10:38:16.983
21		1:51.003	34.763	37.782	38.458	266.6	10:40:56.309	21		1:51.792	35.052	38.165	38.575	264.7	10:40:08.775
22		1:52.272	35.974	37.828	38.470	267.9	10:42:48.581	22		1:52.095	34.910	38.125	39.060	264.7	10:42:00.870
23		1:50.861	34.730	37.783	38.348	270.0	10:44:39.442	23		1:51.290	34.780	38.161	38.349	266.6	10:43:52.160
24		1:52.781	34.966	38.832	38.983	264.0	10:46:32.223	24		1:57.856 P	34.851	37.938	45.067	264.7	10:45:50.016
25		1:57.740 P	34.989	37.881	44.870	254.1	10:48:29.963	25		3:28.305	2:06.181	39.042	43.082	114.7	10:49:18.321
26								26		1:52.183	35.590	38.146	38.447	264.0	10:51:10.504
27								27			49.159	56.420			187.1


25

Larry ten Voorde

Porsche 911 GT3 Cup

Team GP Elite

Lap	D	Time	Sector 1	Sector 2	Sector 3	T. Spd	Elapsed
1		9:52:37.012 P	9:51:00.476	46.741	49.795	124.8	9:52:37.012
2		2:42.055 P	1:13.724	40.504	47.827	200.0	9:55:19.067
3		3:04.369	1:45.881	39.337	39.151	125.1	9:58:23.436
4		1:53.624	36.425	38.288	38.911	263.4	10:00:17.060
5		1:51.682	35.215	37.895	38.572	262.1	10:02:08.742
6		1:51.473	35.062	38.020	38.391	259.6	10:04:00.215
7		2:03.053 P	35.199	37.962	49.892	263.4	10:06:03.268
8		5:57.725	4:33.955	42.831	40.939	130.4	10:12:00.993
9		1:54.899	36.883	39.112	38.904	240.0	10:13:55.892
10		1:51.566	35.189	37.930	38.447	257.7	10:15:47.458
11		1:51.188	34.975	37.805	38.408	263.4	10:17:38.646
12		1:50.978	35.069	37.655	38.254	260.2	10:19:29.624
13		1:58.038 P	34.934	38.030	45.074	262.1	10:21:27.662
14		5:28.525	4:11.407	38.637	38.481	186.5	10:26:56.187
15		1:53.180	34.931	37.675	40.574	262.1	10:28:49.367
16		1:57.844 P	34.991	37.744	45.109	260.8	10:30:47.211
17		4:22.915	2:55.985	45.208	41.722	108.1	10:35:10.126
18		1:59.726	40.723	39.732	39.271	220.4	10:37:09.852
19		1:51.699	34.918	38.112	38.669	265.3	10:39:01.551
20		1:58.090 P	34.812	38.264	45.014	267.9	10:40:59.641
21		4:48.708	3:31.526	38.574	38.608	140.9	10:45:48.349
22		1:54.175	37.207	38.293	38.675	267.9	10:47:42.524
23		1:51.035	34.870	37.677	38.488	266.0	10:49:33.559
24		2:01.896 P	34.917	40.422	46.557	260.8	10:51:35.455



Autodromo Nazionale Monza
Porsche Carrera Cup Deutschland
Free Practice
Lap Analysis



27

Christopher Zöchling

Porsche 911 GT3 Cup

28

Christof Langer

Porsche 911 GT3 Cup

FACH AUTO TECH ProAm FACH AUTO TECH

Lap	D	Time	Sector 1	Sector 2	Sector 3	T. Spd	Elapsed	Lap	D	Time	Sector 1	Sector 2	Sector 3	T. Spd	Elapsed
1		9:52:36.131	9:51:04.794	46.205	45.132	99.1	9:52:36.131	1		9:53:23.401	9:51:31.501	56.778	55.122	107.2	9:53:23.401
2		1:57.707	36.539	40.532	40.636	240.0	9:54:33.838	2		2:30.036	47.638	51.777	50.621	148.1	9:55:53.437
3		1:53.774	35.660	38.842	39.272	243.2	9:56:27.612	3		2:05.100	38.685	43.078	43.337	176.7	9:57:58.537
4		1:52.789	35.320	38.546	38.923	252.9	9:58:20.401	4		1:58.596	36.667	40.545	41.384	226.4	9:59:57.133
5		1:55.153	37.312	38.749	39.092	261.5	10:00:15.554	5		2:19.249	43.343	49.471	46.435	155.3	10:02:16.382
6		1:51.828	35.101	38.086	38.641	258.9	10:02:07.382	6		2:01.222	36.745	42.207	42.270	235.8	10:04:17.604
7		1:51.734	35.178	38.031	38.525	264.7	10:03:59.116	7		1:59.532	35.844	41.910	41.778	242.1	10:06:17.136
8		1:53.653	35.117	37.891	40.645	264.0	10:05:52.769	8		1:57.146	35.756	40.529	40.861	246.5	10:08:14.282
9		1:52.011	35.199	38.178	38.634	265.3	10:07:44.780	9		1:55.926	35.875	39.886	40.165	243.2	10:10:10.208
10		2:02.815 P	35.201	38.128	49.486	266.6	10:09:47.595	10		2:03.958 P	35.860	39.937	48.161	239.4	10:12:14.166
11		5:56.140	4:27.244	46.121	42.775	148.1	10:15:43.735	11		9:30.591	7:54.687	49.261	46.643	123.9	10:21:44.757
12		2:00.335	40.004	40.079	40.252	197.4	10:17:44.070	12		1:59.105	38.049	40.536	40.520	212.5	10:23:43.862
13		1:56.093	35.579	40.578	39.936	243.7	10:19:40.163	13		1:55.285	36.064	39.411	39.810	241.0	10:25:39.147
14		1:51.982	35.139	38.135	38.708	257.7	10:21:32.145	14		1:55.024	35.856	39.334	39.834	250.0	10:27:34.171
15		1:51.343	35.176	37.745	38.422	264.7	10:23:23.488	15		1:55.913	36.676	39.479	39.758	244.8	10:29:30.084
16		1:51.167	35.065	37.693	38.409	267.3	10:25:14.655	16		1:54.386	35.420	39.360	39.606	255.3	10:31:24.470
17		1:51.308	35.186	37.750	38.372	266.0	10:27:05.963	17		1:54.084	35.406	39.199	39.479	253.5	10:33:18.554
18		1:51.377	34.975	37.968	38.434	264.7	10:28:57.340	18		1:53.672	35.402	38.723	39.547	257.1	10:35:12.226
19		1:50.984	35.029	37.681	38.274	266.0	10:30:48.324	19		2:38.037 P	1:06.811	40.314	50.912	252.3	10:37:50.263
20		1:50.827	34.911	37.569	38.347	266.0	10:32:39.151	20		6:41.168	5:11.311	45.769	44.088	154.5	10:44:31.431
21		2:01.568 P	37.619	38.529	45.420	267.3	10:34:40.719	21		2:06.988	38.064	46.003	42.921	189.1	10:46:38.419
22		4:53.156	3:30.587	41.650	40.919	138.9	10:39:33.875	22		1:54.019	35.848	38.846	39.325	231.2	10:48:32.438
23		1:53.474	35.859	38.685	38.930	233.2	10:41:27.349	23		2:12.867	35.550	55.685	41.632	251.1	10:50:45.305
24		1:51.020	34.954	37.779	38.287	262.1	10:43:18.369	24			39.368	45.550		171.4	
25		1:50.981	34.855	37.809	38.317	266.6	10:45:09.350								
26		1:50.377	34.934	37.290	38.153	267.3	10:46:59.727								
27		1:50.634	34.819	37.539	38.276	268.6	10:48:50.361								
28		1:59.727 P	34.953	37.575	47.199	270.0	10:50:50.088								

35

Rudolf Rhyn

Porsche 911 GT3 Cup

Rookie

Allied Racing

Lap	D	Time	Sector 1	Sector 2	Sector 3	T. Spd	Elapsed
1		9:52:49.766	9:51:15.553	47.947	46.266	115.8	9:52:49.766
2		2:00.650	38.641	41.068	40.941	198.8	9:54:50.416
3		1:56.228	36.635	39.635	39.958	212.5	9:56:46.644
4		2:07.204 P	36.052	39.637	51.515	241.6	9:58:53.848
5		6:23.964	4:50.037	48.869	45.058	150.2	10:05:17.812
6		1:58.759	37.240	40.674	40.845	194.9	10:07:16.571
7		1:55.292	36.593	39.305	39.394	216.8	10:09:11.863
8		1:53.590	35.705	38.781	39.104	255.9	10:11:05.453
9		1:53.008	35.468	38.450	39.090	253.5	10:12:58.461
10		1:54.337	35.590	38.746	40.001	239.4	10:14:52.798
11		1:52.896	35.286	38.659	38.951	244.8	10:16:45.694
12		1:52.676	35.340	38.450	38.886	255.3	10:18:38.370
13		1:52.269	35.281	38.232	38.756	255.9	10:20:30.639
14		1:59.422 P	35.213	38.215	45.994	252.3	10:22:30.061
15		8:49.762	7:27.376	42.755	39.631	173.9	10:31:19.823
16		1:57.024	35.310	42.071	39.643	257.1	10:33:16.847
17		1:53.711	35.246	38.912	39.553	259.6	10:35:10.558
18		1:52.263	35.173	38.326	38.764	259.6	10:37:02.821
19		1:52.822	35.616	38.459	38.747	224.5	10:38:55.643
20		1:52.154	35.125	38.333	38.696	256.5	10:40:47.797
21		1:59.585 P	35.153	38.317	46.115	257.7	10:42:47.382
22		3:49.715	2:31.589	39.193	38.933	205.3	10:46:37.097
23		1:57.806	39.203	39.409	39.194	264.7	10:48:34.903
24		1:52.695	35.448	38.583	38.664	231.2	10:50:27.598
25			35.244	42.576		245.4	



Autodromo Nazionale Monza
Porsche Carrera Cup Deutschland
Free Practice
Lap Analysis



39

Philipp Sager

Porsche 911 GT3 Cup **46**

Fabio Citignola

Porsche 911 GT3 Cup

ProAm

Nebulus Racing by Huber

Rookie

HRT Performance

Lap D	Time	Sector 1	Sector 2	Sector 3	T. Spd	Elapsed	Lap D	Time	Sector 1	Sector 2	Sector 3	T. Spd	Elapsed
1	9:53:09.638	9:51:32.440	49.914	47.284	126.9	9:53:09.638	1	9:52:39.604	9:51:09.147	47.559	42.898	129.8	9:52:39.604
2	2:06.795	40.023	43.820	42.952	179.7	9:55:16.433	2	1:57.682	37.770	40.013	39.899	216.0	9:54:37.286
3	1:59.898	36.933	41.276	41.689	210.5	9:57:16.331	3	1:54.754	35.974	39.205	39.575	251.7	9:56:32.040
4	1:57.653	36.506	40.272	40.875	232.7	9:59:13.984	4	1:53.922	35.686	39.187	39.049	254.1	9:58:25.962
5	2:19.770 P	36.315	45.745	57.710	237.8	10:01:33.754	5	1:53.225	35.436	38.694	39.095	260.8	10:00:19.187
6	7:19.831	5:58.406	40.572	40.853	106.4	10:08:53.585	6	1:55.197	35.237	40.708	39.252	262.1	10:02:14.384
7	1:54.850	35.942	39.169	39.739	236.8	10:10:48.435	7	1:59.438 P	35.080	39.509	44.849	254.7	10:04:13.822
8	1:54.086	35.359	39.157	39.570	249.4	10:12:42.521	8	4:26.891	3:09.045	38.940	38.906	190.4	10:08:40.713
9	1:53.766	35.441	39.015	39.310	250.5	10:14:36.287	9	1:52.413	35.406	38.240	38.767	266.6	10:10:33.126
10	1:53.319	35.320	38.725	39.274	252.9	10:16:29.606	10	1:52.265	35.318	38.208	38.739	261.5	10:12:25.391
11	1:52.895	35.215	38.607	39.073	260.2	10:18:22.501	11	1:52.126	35.364	38.160	38.602	262.1	10:14:17.517
12	2:01.205 P	35.327	38.926	46.952	250.5	10:20:23.706	12	1:51.779	35.126	38.058	38.595	270.0	10:16:09.296
13	6:05.968	4:36.094	45.931	43.943	169.5	10:26:29.674	13	2:01.618	35.023	38.814	47.781	267.3	10:18:10.914
14	1:58.331	36.861	40.820	40.650	212.1	10:28:28.005	14	2:00.123 P	35.208	38.327	46.588	264.7	10:20:11.037
15	1:54.447	35.703	39.302	39.442	249.4	10:30:22.452	15	11:42.757	10:07.803	47.367	47.587	131.3	10:31:53.794
16	1:54.351	36.016	38.896	39.439	262.7	10:32:16.803	16	2:05.434	41.018	43.429	40.987	169.8	10:33:59.228
17	1:53.674	35.457	39.177	39.040	251.1	10:34:10.477	17	2:01.541	35.727	43.313	42.501	250.0	10:36:00.769
18	1:52.664	35.178	38.377	39.109	261.5	10:36:03.141	18	1:55.603	37.454	39.301	38.848	193.8	10:37:56.372
19	2:03.219 P	36.027	39.121	48.071	242.6	10:38:06.360	19	1:52.728	35.366	38.448	38.914	262.1	10:39:49.100
20	4:29.775	3:10.055	39.894	39.826	174.7	10:42:36.135	20	2:12.413	35.312	54.751	42.350	266.0	10:42:01.513
21	1:53.573	35.505	38.684	39.384	260.2	10:44:29.708	21	2:14.448	56.641	39.059	38.748	147.3	10:44:15.961
22	1:52.391	35.075	38.452	38.864	264.0	10:46:22.099	22	1:52.023	35.051	38.244	38.728	264.7	10:46:07.984
23	1:52.143	35.068	38.309	38.766	262.1	10:48:14.242	23	1:52.435	35.348	38.219	38.868	259.6	10:48:00.419
24	1:52.212	35.066	38.243	38.903	260.2	10:50:06.454	24	1:59.147 P	35.183	38.434	45.530	271.3	10:49:59.566
25		41.282	43.376		163.3								

41

Jukka Honkavuori

Porsche 911 GT3 Cup

53

Ayhancan Güven

Porsche 911 GT3 Cup

MRS GT-Racing

Phoenix Racing

Lap D	Time	Sector 1	Sector 2	Sector 3	T. Spd	Elapsed	Lap D	Time	Sector 1	Sector 2	Sector 3	T. Spd	Elapsed
1	9:52:54.024	9:51:18.335	49.123	46.566	116.5	9:52:54.024	1	9:53:26.995 P	9:51:37.759	52.953	56.283	117.5	9:53:26.995
2	2:14.821	43.554	46.452	44.815	176.4	9:55:08.845	2	2:36.903	1:17.183	39.618	40.102	201.4	9:56:03.898
3	2:16.680	39.478	47.599	49.603	141.9	9:57:25.525	3	1:52.971	35.593	38.425	38.953	244.8	9:57:56.869
4	2:20.106 P	41.660	46.180	52.266	142.1	9:59:45.631	4	1:51.425	35.086	37.975	38.364	258.9	9:59:48.294
5	6:14.977	4:52.020	39.969	42.988	178.2	10:06:00.608	5	1:52.231	34.975	38.613	38.643	264.7	10:01:40.525
6	1:53.077	35.781	38.419	38.877	238.9	10:07:53.685	6	1:50.541	34.843	37.555	38.143	269.3	10:03:31.066
7	1:52.278	35.519	38.164	38.595	246.0	10:09:45.963	7	1:58.026 P	34.787	38.159	45.080	270.6	10:05:29.092
8	1:51.930	35.391	38.022	38.517	254.1	10:11:37.893	8	4:50.772 P	3:26.116	38.384	46.272	155.8	10:10:19.864
9	1:51.792	35.287	37.998	38.507	252.9	10:13:29.685	9	4:19.064	2:49.873	45.629	43.562	138.1	10:14:38.928
10	2:00.103	35.337	45.661	39.105	257.1	10:15:29.788	10	1:54.931	36.131	39.176	39.624	240.5	10:16:33.859
11	1:51.383	35.217	37.893	38.273	258.3	10:17:21.171	11	1:51.103	35.080	37.701	38.322	262.7	10:18:24.962
12	2:01.120 P	35.181	37.883	48.056	256.5	10:19:22.291	12	1:54.403	36.711	38.325	39.367	270.0	10:20:19.365
13	6:10.290	4:46.089	40.124	44.077	205.3	10:25:32.581	13	1:53.549	34.881	37.761	40.907	267.3	10:22:12.914
14	1:52.049	35.159	38.339	38.551	258.9	10:27:24.630	14	1:57.277 P	34.923	37.844	44.510	266.6	10:24:10.191
15	2:00.003 P	35.033	38.108	46.862	262.1	10:29:24.633	15	5:57.055	4:32.761	43.469	40.825	153.6	10:30:07.246
16	7:36.083	6:11.924	42.572	41.587	163.6	10:37:00.716	16	1:56.900	38.192	39.462	39.246	259.6	10:32:04.146
17	2:05.682	38.659	40.576	46.447	193.2	10:39:06.398	17	1:51.927	34.923	38.440	38.564	265.3	10:33:56.073
18	1:51.489	35.281	37.872	38.336	252.9	10:40:57.887	18	1:52.760	35.196	38.226	39.338	269.3	10:35:48.833
19	1:51.094	34.965	37.912	38.217	267.3	10:42:48.981	19	1:58.441 P	34.878	38.305	45.258	262.7	10:37:47.274
20	1:51.122	34.973	37.872	38.277	266.6	10:44:40.103							
21	1:51.105	34.968	37.856	38.281	258.3	10:46:31.208							
22	1:50.888	35.031	37.625	38.232	255.3	10:48:22.096							
23	1:51.121	35.180	37.629	38.312	255.9	10:50:13.217							
24		36.495	43.648		242.6								



Autodromo Nazionale Monza
Porsche Carrera Cup Deutschland
Free Practice
Lap Analysis



57

Rudy van Buren

Porsche 911 GT3 Cup **77**

Leon Köhler

Porsche 911 GT3 Cup

CarTech Motorsport by Nigrin

Nebulus Racing by Huber

Lap	D	Time	Sector 1	Sector 2	Sector 3	T. Spd	Elapsed	Lap	D	Time	Sector 1	Sector 2	Sector 3	T. Spd	Elapsed
1		9:52:57.084 P	9:51:12.577	48.737	55.770	118.1	9:52:57.084	1		10:04:55.850	10:03:30.709	43.241	41.900	125.7	10:04:55.850
2		2:53.069	1:28.870	43.730	40.469	202.2	9:55:50.153	2		1:57.140	36.864	41.101	39.175	225.4	10:06:52.990
3		1:54.612	35.906	39.150	39.556	249.4	9:57:44.765	3		1:52.002	35.224	38.242	38.536	254.7	10:08:44.992
4		1:53.803	35.740	38.918	39.145	264.0	9:59:38.568	4		1:51.447	35.153	37.906	38.388	264.7	10:10:36.439
5		1:53.349	35.699	38.601	39.049	268.6	10:01:31.917	5		1:51.350	34.969	37.985	38.396	266.6	10:12:27.789
6		1:59.475 P	35.324	38.654	45.497	260.8	10:03:31.392	6		1:53.288	34.980	39.944	38.364	262.7	10:14:21.077
7		6:04.622 P	4:28.197	45.320	51.105	117.6	10:09:36.014	7		1:57.916 P	34.991	37.898	45.027	264.7	10:16:18.993
8		2:33.072	1:13.438	40.107	39.527	111.3	10:12:09.086	8		27:03.533	25:38.112	44.824	40.597	140.9	10:43:22.526
9		1:52.225	35.218	38.255	38.752	262.7	10:14:01.311	9		1:56.071	36.621	40.366	39.084	235.8	10:45:18.597
10		1:53.035	35.369	38.137	39.529	242.1	10:15:54.346	10		1:52.551	36.104	37.957	38.490	266.0	10:47:11.148
11		1:51.781	35.131	38.029	38.621	254.1	10:17:46.127	11		1:51.068	35.029	37.821	38.218	267.9	10:49:02.216
12		1:51.935	35.358	38.091	38.486	264.0	10:19:38.062	12		1:50.919	34.894	37.688	38.337	267.3	10:50:53.135
13		2:06.915 P	35.141	44.518	47.256	264.7	10:21:44.977	13			40.323	42.751		177.0	

89

Bashar Mardini

Porsche 911 GT3 Cup

ProAm

VAN BERGHE Huber Racing

Lap	D	Time	Sector 1	Sector 2	Sector 3	T. Spd	Elapsed
1		9:52:58.189	9:51:22.000	48.308	47.881	132.6	9:52:58.189
2		2:03.405	40.100	41.395	41.910	210.5	9:55:01.594
3		1:57.395	36.588	40.079	40.728	241.6	9:56:58.989
4		2:22.771 P	35.971	40.013	1:06.787	247.1	9:59:21.760
5		11:30.441	10:09.204	40.451	40.786	195.2	10:10:52.201
6		1:54.538	35.910	39.355	39.273	259.6	10:12:46.739
7		2:07.078	35.369	38.649	53.060	260.2	10:14:53.817
8		1:54.697	36.714	38.716	39.267	223.1	10:16:48.514
9		1:53.201	35.347	38.604	39.250	262.1	10:18:41.715
10		1:56.494	38.320	38.917	39.257	264.0	10:20:38.209

69

Holger Harmsen

Porsche 911 GT3 Cup

ProAm

HRT Motorsport

Lap	D	Time	Sector 1	Sector 2	Sector 3	T. Spd	Elapsed
1		9:53:19.241	9:51:32.723	54.114	52.404	115.7	9:53:19.241
2		2:15.428	45.369	44.646	45.413	161.4	9:55:34.669
3		2:07.434	38.381	45.370	43.683	196.7	9:57:42.103
4		2:03.418	40.076	40.781	42.561	252.3	9:59:45.521
5		2:00.387	37.320	41.300	41.767	242.6	10:01:45.908
6		1:59.479	37.262	40.911	41.306	251.1	10:03:45.387
7		1:57.171	36.276	39.748	41.147	247.7	10:05:42.558
8		1:57.161	36.234	39.791	41.136	248.2	10:07:39.719
9		2:12.519 P	36.476	40.320	55.723	246.5	10:09:52.238
10		11:45.534	9:57.510	51.598	56.426	107.6	10:21:37.772
11		2:19.972	47.426	45.960	46.586	177.3	10:23:57.744
12		1:57.242	36.291	40.185	40.766	257.7	10:25:54.986
13		1:59.326	38.566	39.849	40.911	271.3	10:27:54.312
14		1:57.139	35.777	40.763	40.599	258.9	10:29:51.451
15		1:59.958	35.825	42.509	41.624	264.7	10:31:51.409
16		2:00.173	38.369	40.548	41.256	253.5	10:33:51.582
17		1:58.375	36.372	40.843	41.160	247.7	10:35:49.957
18		2:10.952 P	37.176	40.579	53.197	213.8	10:38:00.909
19		5:13.397	3:37.115	49.802	46.480	135.1	10:43:14.306
20		2:07.766	37.872	42.716	47.178	235.2	10:45:22.072
21		1:55.288	35.826	39.369	40.093	256.5	10:47:17.360
22		1:54.820	35.836	38.960	40.024	252.9	10:49:12.180
23		2:19.651	59.306	40.027	40.318	266.6	10:51:31.831
24			44.494	46.196		145.5	



Autodromo Nazionale Monza
Porsche Carrera Cup Deutschland
Free Practice
Lap Analysis



92

Laurin Heinrich

Porsche 911 GT3 Cup

99

Bastian Buus

Porsche 911 GT3 Cup

VAN BERGHE Huber Racing Rookie Allied Racing

Lap	D	Time	Sector 1	Sector 2	Sector 3	T. Spd	Elapsed	Lap	D	Time	Sector 1	Sector 2	Sector 3	T. Spd	Elapsed
1		10:04:47.217	10:03:19.522	44.076	43.619	162.6	10:04:47.217	1		9:52:39.171	9:51:04.033	49.831	45.307	95.9	9:52:39.171
2		1:59.735	39.743	39.794	40.198	244.3	10:06:46.952	2		2:06.933	39.183	44.015	43.735	215.5	9:54:46.104
3		1:52.132	35.351	38.264	38.517	257.7	10:08:39.084	3		1:56.551	37.198	40.090	39.263	257.1	9:56:42.655
4		1:51.694	35.268	37.950	38.476	270.6	10:10:30.778	4		1:56.761	35.430	40.558	40.773	258.9	9:58:39.416
5		1:51.081	34.998	37.791	38.292	264.7	10:12:21.859	5		1:55.216	37.667	38.572	38.977	264.7	10:00:34.632
6		1:52.810	36.479	37.891	38.440	270.0	10:14:14.669	6		1:52.972	35.188	38.545	39.239	267.9	10:02:27.604
7		1:50.654	34.848	37.632	38.174	267.9	10:16:05.323	7		1:52.820	35.518	38.590	38.712	265.3	10:04:20.424
8		2:13.045 P	41.521	41.798	49.726	175.3	10:18:18.368	8		1:55.575	34.966	40.134	40.475	266.6	10:06:15.999
9		25:01.402	23:34.549	44.089	42.764	148.5	10:43:19.770	9		1:58.523 P	35.142	38.198	45.183	267.3	10:08:14.522
10		1:56.830	37.949	39.573	39.308	238.4	10:45:16.600	10		5:46.279	4:28.545	38.731	39.003	183.6	10:14:00.801
11		1:51.280	34.887	37.870	38.523	260.2	10:47:07.880	11		1:56.836	38.288	39.497	39.051	267.9	10:15:57.637
12		1:50.324	34.889	37.366	38.069	267.9	10:48:58.204	12		1:52.133	35.222	38.386	38.525	260.8	10:17:49.770
13		1:50.308	34.860	37.403	38.045	268.6	10:50:48.512	13		1:53.548	35.198	38.265	40.085	253.5	10:19:43.318
14			42.460	42.947		168.4		14		1:59.064 P	35.059	38.373	45.632	266.6	10:21:42.382

96

Jan-Erik Slooten

Porsche 911 GT3 Cup

ProAm

Phoenix Racing

Lap	D	Time	Sector 1	Sector 2	Sector 3	T. Spd	Elapsed	Lap	D	Time	Sector 1	Sector 2	Sector 3	T. Spd	Elapsed
15		7:24.988						15		7:24.988	5:53.248	45.816	45.924	134.4	10:29:07.370
16		1:56.853						16		1:56.853	37.263	39.977	39.613	210.9	10:31:04.223
17		1:51.711						17		1:51.711	35.038	38.191	38.482	267.9	10:32:55.934
18		1:51.900						18		1:51.900	35.196	38.229	38.475	261.5	10:34:47.834
19		1:51.601						19		1:51.601	34.991	37.952	38.658	267.9	10:36:39.435
20		4:58.924 P						20		4:58.924 P	35.156	38.407	45.361	266.0	10:38:38.359
21		6:41.370						21		6:41.370	5:21.548	39.765	40.057	210.5	10:45:19.729
22		1:53.522						22		1:53.522	36.772	38.259	38.491	265.3	10:47:13.251
23		1:57.804 P						23		1:57.804 P	35.102	37.721	44.981	257.1	10:49:11.055
24		2:31.085						24		2:31.085	1:14.644	37.927	38.514	201.1	10:51:42.140
25								25			35.407	42.056		261.5	
26								26							
9		4:44.589	3:16.441	45.798	42.350	178.2	10:13:09.985								
10		1:58.566	37.444	40.546	40.576	192.8	10:15:08.551								
11		1:56.933	35.971	41.500	39.462	222.2	10:17:05.484								
12		1:53.418	35.355	38.886	39.177	252.3	10:18:58.902								
13		1:53.164	35.405	38.866	38.893	253.5	10:20:52.066								
14		2:26.446 P	1:00.881	39.675	45.890	258.3	10:23:18.512								
15		7:42.502	6:18.750	42.645	41.107	167.9	10:31:01.014								
16		1:58.226	38.648	39.900	39.678	221.7	10:32:59.240								
17		1:56.981	35.595	41.933	39.453	244.8	10:34:56.221								
18		1:53.619	35.765	38.766	39.088	257.1	10:36:49.840								
19		1:52.733	35.424	38.304	39.005	245.4	10:38:42.573								
20		1:52.857	35.470	38.360	39.027	258.9	10:40:35.430								
21		1:59.693 P	35.499	38.621	45.573	243.2	10:42:35.123								
22		3:20.390	2:01.620	39.526	39.244	209.7	10:45:55.513								
23		1:53.333	35.586	38.544	39.203	234.7	10:47:48.846								
24		1:52.165	35.120	38.411	38.634	259.6	10:49:41.011								
25		1:52.847	35.343	38.553	38.951	243.2	10:51:33.858								
26			42.650	41.632		148.1									

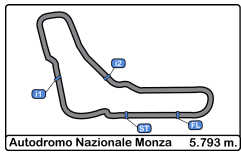


Autodromo Nazionale Monza
Porsche Carrera Cup Deutschland
Free Practice

PORSCHE
CARRERA CUP
DEUTSCHLAND

Best Sectors Results

Sector - 1			Sector - 2			Sector - 3			Ideal Lap vs Best Lap						
Clas	Nº	Driver	Time	Nº	Driver	Time	Nº	Driver	Time	Clas	Nº	Driver	Ideal Lap	Best Lap	Clas
1	18	Julian Hanses	34.730	27	Christopher Zöchling	37.290	92	Laurin Heinrich	38.045	1	92	Laurin Heinrich	1:50.259	1:50.308	1
2	26	Jesse van Kuijk	34.780	92	Laurin Heinrich	37.366	16	Daan van Kuijk	38.100	2	27	Christopher Zöchling	1:50.262	1:50.377	2
3	11	Morris Schuring	34.786	57	Rudy van Buren	37.499	53	Ayhancan Güven	38.143	3	53	Ayhancan Güven	1:50.485	1:50.541	3
4	53	Ayhancan Güven	34.787	4	Loek Hartog	37.554	27	Christopher Zöchling	38.153	4	57	Rudy van Buren	1:50.500	1:50.663	4
5	16	Daan van Kuijk	34.790	53	Ayhancan Güven	37.555	57	Rudy van Buren	38.198	5	16	Daan van Kuijk	1:50.564	1:50.741	5
6	57	Rudy van Buren	34.803	41	Jukka Honkavuori	37.625	41	Jukka Honkavuori	38.217	6	4	Loek Hartog	1:50.665	1:50.930	9
7	25	Larry ten Voorde	34.812	25	Larry ten Voorde	37.655	77	Leon Köhler	38.218	7	25	Larry ten Voorde	1:50.721	1:50.978	10
8	27	Christopher Zöchling	34.819	16	Daan van Kuijk	37.674	4	Loek Hartog	38.238	8	77	Leon Köhler	1:50.800	1:50.919	8
9	92	Laurin Heinrich	34.848	77	Leon Köhler	37.688	25	Larry ten Voorde	38.254	9	41	Jukka Honkavuori	1:50.807	1:50.888	7
10	4	Loek Hartog	34.873	10	Sandro Kaibach	37.705	15	Lucas Groeneveld	38.317	10	18	Julian Hanses	1:50.860	1:50.861	6
11	15	Lucas Groeneveld	34.893	99	Bastian Buus	37.721	18	Julian Hanses	38.348	11	11	Morris Schuring	1:50.950	1:51.137	11
12	77	Leon Köhler	34.894	11	Morris Schuring	37.730	26	Jesse van Kuijk	38.349	12	26	Jesse van Kuijk	1:51.067	1:51.290	14
13	41	Jukka Honkavuori	34.965	18	Julian Hanses	37.782	11	Morris Schuring	38.434	13	15	Lucas Groeneveld	1:51.075	1:51.164	12
14	99	Bastian Buus	34.966	15	Lucas Groeneveld	37.865	99	Bastian Buus	38.475	14	10	Sandro Kaibach	1:51.149	1:51.288	13
15	10	Sandro Kaibach	34.968	26	Jesse van Kuijk	37.938	10	Sandro Kaibach	38.476	15	99	Bastian Buus	1:51.162	1:51.601	15
16	8	Georgi Donchev	34.984	46	Fabio Citignola	38.058	7	Kim Hauschild	38.541	16	46	Fabio Citignola	1:51.676	1:51.779	16
17	6	Carlos Rivas	34.987	7	Kim Hauschild	38.150	46	Fabio Citignola	38.595	17	8	Georgi Donchev	1:51.842	1:51.904	17
18	46	Fabio Citignola	35.023	8	Georgi Donchev	38.157	96	Jan-Erik Slooten	38.634	18	6	Carlos Rivas	1:51.879	1:52.139	19
19	39	Philipp Sager	35.066	6	Carlos Rivas	38.193	35	Rudolf Rhyn	38.664	19	7	Kim Hauschild	1:51.943	1:51.963	18
20	89	Bashar Mardini	35.089	14	Ahmad Alshehab	38.203	6	Carlos Rivas	38.699	20	35	Rudolf Rhyn	1:52.004	1:52.154	21
21	96	Jan-Erik Slooten	35.120	35	Rudolf Rhyn	38.215	8	Georgi Donchev	38.701	21	96	Jan-Erik Slooten	1:52.058	1:52.165	22
22	35	Rudolf Rhyn	35.125	39	Philipp Sager	38.243	39	Philipp Sager	38.766	22	39	Philipp Sager	1:52.075	1:52.143	20
23	7	Kim Hauschild	35.252	89	Bashar Mardini	38.292	89	Bashar Mardini	38.790	23	89	Bashar Mardini	1:52.171	1:52.258	23
24	28	Christof Langer	35.402	96	Jan-Erik Slooten	38.304	14	Ahmad Alshehab	38.803	24	14	Ahmad Alshehab	1:52.428	1:52.555	24
25	14	Ahmad Alshehab	35.422	28	Christof Langer	38.723	28	Christof Langer	39.325	25	28	Christof Langer	1:53.450	1:53.672	25
26	69	Holger Harmsen	35.777	69	Holger Harmsen	38.960	69	Holger Harmsen	40.024	26	69	Holger Harmsen	1:54.761	1:54.820	26

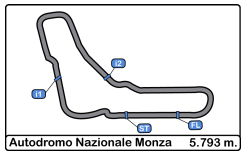


Autodromo Nazionale Monza
Porsche Carrera Cup Deutschland
Free Practice
Best 5 Lap Times

PORSCHE
CARRERA CUP
DEUTSCHLAND

Autodromo Nazionale Monza 5.793 m

Cls	N°	Driver	Nat	Team	Nat	Vehicle	Cat	Cls	Best 1		Best 2		Best 3		Best 4		Best 5	
									Time	Lap	Time	Lap	Time	Lap	Time	Lap	Time	Lap
1	92	Laurin Heinrich	DEU	VAN BERGHE Huber	DEU	Porsche 911 GT3 Cup			1:50.308	13	1:50.324	12	1:50.654	7	1:51.081	5	1:51.280	11
2	27	Christopher Zöchling	DEU	FACH AUTO TECH	CHE	Porsche 911 GT3 Cup			1:50.377	26	1:50.634	27	1:50.827	20	1:50.981	25	1:50.984	19
3	53	Ayhancan Güven	TUR	Phoenix Racing	DEU	Porsche 911 GT3 Cup			1:50.541	6	1:51.103	11	1:51.425	4	1:51.927	17	1:52.231	5
4	57	Rudy van Buren	NLD	CarTech Motorsport by	DEU	Porsche 911 GT3 Cup			1:50.663	25	1:50.786	24	1:50.788	22	1:50.861	23	1:50.888	26
5	16	Daan van Kuijk	NLD	GP Elite	NLD	Porsche 911 GT3 Cup			1:50.741	23	1:50.868	24	1:50.923	19	1:51.463	17	1:51.728	16
6	18	Julian Hanses	DEU	HRT Performance	DEU	Porsche 911 GT3 Cup			1:50.861	23	1:51.003	21	1:51.281	20	1:51.933	13	1:52.272	22
7	41	Jukka Honkavuori	FIN	MRS GT-Racing	DEU	Porsche 911 GT3 Cup			1:50.888	22	1:51.094	19	1:51.105	21	1:51.121	23	1:51.122	20
8	77	Leon Köhler	DEU	Nebulus Racing by	DEU	Porsche 911 GT3 Cup			1:50.919	12	1:51.068	11	1:51.350	5	1:51.447	4	1:52.002	3
9	4	Loek Hartog	NLD	Black Falcon Team	DEU	Porsche 911 GT3 Cup	Rookie	1	1:50.930	19	1:51.007	20	1:51.135	22	1:51.669	11	1:51.728	12
10	25	Larry ten Voorde	NLD	Team GP Elite	NLD	Porsche 911 GT3 Cup			1:50.978	12	1:51.035	23	1:51.188	11	1:51.473	6	1:51.566	10
11	11	Morris Schuring	NLD	Team GP Elite	NLD	Porsche 911 GT3 Cup	Rookie	2	1:51.137	24	1:51.179	25	1:51.646	6	1:51.762	22	1:51.980	18
12	15	Lucas Groeneveld	NLD	GP Elite	NLD	Porsche 911 GT3 Cup			1:51.164	22	1:51.218	20	1:51.756	15	1:51.866	14	1:52.066	21
13	10	Sandro Kaibach	DEU	FACH AUTO TECH	CHE	Porsche 911 GT3 Cup			1:51.288	25	1:51.621	19	1:51.779	16	1:52.308	10	1:52.547	7
14	26	Jesse van Kuijk	NLD	Team GP Elite	NLD	Porsche 911 GT3 Cup			1:51.290	23	1:51.792	21	1:51.961	15	1:52.095	22	1:52.183	26
15	99	Bastian Buus	DNK	Allied Racing	DEU	Porsche 911 GT3 Cup	Rookie	3	1:51.601	19	1:51.711	17	1:51.900	18	1:52.133	12	1:52.820	7
16	46	Fabio Citignola	DEU	HRT Performance	DEU	Porsche 911 GT3 Cup	Rookie	4	1:51.779	12	1:52.023	22	1:52.126	11	1:52.265	10	1:52.413	9
17	8	Georgi Donchev	BGR	Nebulus Racing by	DEU	Porsche 911 GT3 Cup	ProAm	1	1:51.904	24	1:52.453	23	1:52.648	22	1:52.887	21	1:52.991	15
18	7	Kim Hauschild	DEU	HRT Motorsport	DEU	Porsche 911 GT3 Cup	ProAm	2	1:51.963	25	1:52.291	24	1:52.312	22	1:52.639	21	1:52.934	26
19	6	Carlos Rivas	LUX	Black Falcon Team	DEU	Porsche 911 GT3 Cup	ProAm	3	1:52.139	23	1:52.178	13	1:52.345	24	1:52.353	21	1:52.387	15
20	39	Philipp Sager	AUT	Nebulus Racing by	DEU	Porsche 911 GT3 Cup	ProAm	4	1:52.143	23	1:52.212	24	1:52.391	22	1:52.664	18	1:52.895	11
21	35	Rudolf Rhyn	CHE	Allied Racing	DEU	Porsche 911 GT3 Cup	Rookie	5	1:52.154	20	1:52.263	18	1:52.269	13	1:52.676	12	1:52.695	24
22	96	Jan-Erik Slooten	DEU	Phoenix Racing	DEU	Porsche 911 GT3 Cup	ProAm	5	1:52.165	24	1:52.733	19	1:52.847	25	1:52.857	20	1:53.164	13
23	89	Bashar Mardini	ARE	VAN BERGHE Huber	DEU	Porsche 911 GT3 Cup	ProAm	6	1:52.258	17	1:52.331	23	1:52.665	16	1:52.807	22	1:52.839	21
24	14	Ahmad Alshehab	KWT	MRS GT-Racing	DEU	Porsche 911 GT3 Cup	ProAm	7	1:52.555	22	1:52.557	21	1:53.050	20	1:53.415	12	1:53.665	9
25	28	Christof Langer	DEU	FACH AUTO TECH	CHE	Porsche 911 GT3 Cup	ProAm	8	1:53.672	18	1:54.019	22	1:54.084	17	1:54.386	16	1:55.024	14
26	69	Holger Harmsen	DEU	HRT Motorsport	DEU	Porsche 911 GT3 Cup	ProAm	9	1:54.820	22	1:55.288	21	1:57.139	14	1:57.161	8	1:57.171	7



Autodromo Nazionale Monza
Porsche Carrera Cup Deutschland
Free Practice
Best 5 Top Speeds



Autodromo Nazionale Monza 5.793 m

Cls	N°	Driver	Nat	Team	Nat	Vehicle	Cat	Cls	Top 1		Top 2		Top 3		Top 4		Top 5		Avg
									Km/h	Lap	Km/h	Lap	Km/h	Lap	Km/h	Lap	Km/h	Lap	
1	46	Fabio Citignola	DEU	HRT Performance	DEU	Porsche 911 GT3 Cup	Rookie	1	271.3	24	270.0	12	267.3	13	266.6	9	266.0	20	268.2
2	69	Holger Harmsen	DEU	HRT Motorsport	DEU	Porsche 911 GT3 Cup	ProAm	1	271.3	13	266.6	23	264.7	15	258.9	14	257.7	12	263.8
3	18	Julian Hanses	DEU	HRT Performance	DEU	Porsche 911 GT3 Cup			270.6	12	270.0	23	267.9	11	267.9	22	266.6	21	268.6
4	53	Ayhancan Güven	TUR	Phoenix Racing	DEU	Porsche 911 GT3 Cup			270.6	7	270.0	12	269.3	6	269.3	18	267.3	13	269.3
5	92	Laurin Heinrich	DEU	VAN BERGHE Huber	DEU	Porsche 911 GT3 Cup			270.6	4	270.0	6	268.6	13	267.9	7	267.9	12	269.0
6	10	Sandro Kaibach	DEU	FACH AUTO TECH	CHE	Porsche 911 GT3 Cup			270.0	26	269.3	24	267.9	7	267.9	20	267.3	18	268.5
7	27	Christopher Zöchling	DEU	FACH AUTO TECH	CHE	Porsche 911 GT3 Cup			270.0	28	268.6	27	267.3	16	267.3	21	267.3	26	268.1
8	57	Rudy van Buren	NLD	CarTech Motorsport by	DEU	Porsche 911 GT3 Cup			270.0	24	269.3	25	268.6	5	268.6	26	267.3	23	268.7
9	7	Kim Hauschild	DEU	HRT Motorsport	DEU	Porsche 911 GT3 Cup	ProAm	2	267.9	16	267.3	23	264.7	20	264.0	15	264.0	24	265.6
10	25	Larry ten Voorde	NLD	Team GP Elite	NLD	Porsche 911 GT3 Cup			267.9	20	267.9	22	266.0	23	265.3	19	263.4	4	266.1
11	77	Leon Köhler	DEU	Nebulus Racing by	DEU	Porsche 911 GT3 Cup			267.9	11	267.3	12	266.6	5	266.0	10	264.7	4	266.5
12	99	Bastian Buus	DNK	Allied Racing	DEU	Porsche 911 GT3 Cup	Rookie	2	267.9	6	267.9	11	267.9	17	267.9	19	267.3	9	267.8
13	41	Jukka Honkavuori	FIN	MRS GT-Racing	DEU	Porsche 911 GT3 Cup			267.3	19	266.6	20	262.1	15	258.9	14	258.3	11	262.6
14	8	Georgi Donchev	BGR	Nebulus Racing by	DEU	Porsche 911 GT3 Cup	ProAm	3	266.6	20	264.7	17	264.7	19	264.0	16	263.4	21	264.7
15	26	Jesse van Kuijk	NLD	Team GP Elite	NLD	Porsche 911 GT3 Cup			266.6	23	264.7	21	264.7	22	264.7	24	264.0	26	264.9
16	4	Loek Hartog	NLD	Black Falcon Team	DEU	Porsche 911 GT3 Cup	Rookie	3	266.0	21	263.4	20	263.4	23	260.8	22	260.2	13	262.7
17	11	Morris Schuring	NLD	Team GP Elite	NLD	Porsche 911 GT3 Cup	Rookie	4	265.3	23	262.7	7	262.7	19	262.1	11	261.5	16	262.9
18	35	Rudolf Rhyn	CHE	Allied Racing	DEU	Porsche 911 GT3 Cup	Rookie	5	264.7	23	259.6	17	259.6	18	257.7	21	257.1	16	259.7
19	89	Bashar Mardini	ARE	VAN BERGHE Huber	DEU	Porsche 911 GT3 Cup	ProAm	4	264.7	15	264.0	10	264.0	17	263.4	11	262.7	18	263.8
20	39	Philipp Sager	AUT	Nebulus Racing by	DEU	Porsche 911 GT3 Cup	ProAm	5	264.0	22	262.7	16	262.1	23	261.5	18	260.2	11	262.1
21	15	Lucas Groeneveld	NLD	GP Elite	NLD	Porsche 911 GT3 Cup			262.7	22	260.8	20	259.6	15	258.3	14	257.1	13	259.7
22	14	Ahmad Alshehab	KWT	MRS GT-Racing	DEU	Porsche 911 GT3 Cup	ProAm	6	261.5	8	259.6	13	254.7	7	254.1	23	254.1	24	256.8
23	6	Carlos Rivas	LUX	Black Falcon Team	DEU	Porsche 911 GT3 Cup	ProAm	7	260.2	15	259.6	14	259.6	19	257.7	10	257.1	16	258.8
24	16	Daan van Kuijk	NLD	GP Elite	NLD	Porsche 911 GT3 Cup			260.2	23	259.6	22	258.9	16	256.5	7	256.5	13	258.3
25	96	Jan-Erik Slooten	DEU	Phoenix Racing	DEU	Porsche 911 GT3 Cup	ProAm	8	259.6	24	258.9	20	258.3	14	257.1	18	253.5	13	257.5
26	28	Christof Langer	DEU	FACH AUTO TECH	CHE	Porsche 911 GT3 Cup	ProAm	9	257.1	18	255.3	16	253.5	17	252.3	19	251.1	23	253.8



Autodromo Nazionale Monza
Porsche Carrera Cup Deutschland
Free Practice
Fastest Laps Sequence

PORSCHE
CARRERA CUP
DEUTSCHLAND

Lap	Time of Day	Session Time	N°	Driver	Nat	Team	Nat	Vehicle	Cat	Time	Km/h
2	9:54:30.033	4:30.033	4	Loek Hartog	NLD	Black Falcon Team	DEU	Porsche 911 GT3 Cup	Rookie	2:02.501	170.2
2	9:54:33.838	4:33.838	27	Christopher Zöchling	DEU	FACH AUTO TECH	CHE	Porsche 911 GT3 Cup		1:57.707	177.1
2	9:54:37.286	4:37.286	46	Fabio Citignola	DEU	HRT Performance	DEU	Porsche 911 GT3 Cup	Rookie	1:57.682	177.2
3	9:56:24.151	6:24.151	4	Loek Hartog	NLD	Black Falcon Team	DEU	Porsche 911 GT3 Cup	Rookie	1:54.118	182.7
3	9:56:27.612	6:27.612	27	Christopher Zöchling	DEU	FACH AUTO TECH	CHE	Porsche 911 GT3 Cup		1:53.774	183.3
3	9:57:56.869	7:56.869	53	Ayhancan Güven	TUR	Phoenix Racing	DEU	Porsche 911 GT3 Cup		1:52.971	184.6
4	9:58:20.401	8:20.401	27	Christopher Zöchling	DEU	FACH AUTO TECH	CHE	Porsche 911 GT3 Cup		1:52.789	184.9
4	9:59:48.294	9:48.294	53	Ayhancan Güven	TUR	Phoenix Racing	DEU	Porsche 911 GT3 Cup		1:51.425	187.1
6	10:03:31.066	13:31.066	53	Ayhancan Güven	TUR	Phoenix Racing	DEU	Porsche 911 GT3 Cup		1:50.541	188.6
26	10:46:59.727	56:59.727	27	Christopher Zöchling	DEU	FACH AUTO TECH	CHE	Porsche 911 GT3 Cup		1:50.377	188.9
12	10:48:58.204	58:58.204	92	Laurin Heinrich	DEU	VAN BERGHE Huber	DEU	Porsche 911 GT3 Cup		1:50.324	189.0
13	10:50:48.512	1:00:48.512	92	Laurin Heinrich	DEU	VAN BERGHE Huber	DEU	Porsche 911 GT3 Cup		1:50.308	189.0



Autodromo Nazionale Monza
Porsche Carrera Cup Deutschland
Free Practice

PORSCHE
CARRERA CUP
DEUTSCHLAND

Event Best Maximum Speed

N°	Driver	Nat	Team	Nat	Vehicle	Cat	Clas	Km/h	Session
69	Holger Harmsen		HRT Motorsport		Porsche 911 GT3 Cup	ProAm	1	271.3	Free Practice
46	Fabio Citignola		HRT Performance		Porsche 911 GT3 Cup	Rookie	1	271.3	Free Practice
53	Ayhancan Güven		Phoenix Racing		Porsche 911 GT3 Cup			270.6	Free Practice
92	Laurin Heinrich		VAN BERGHE Huber		Porsche 911 GT3 Cup			270.6	Free Practice
18	Julian Hanses		HRT Performance		Porsche 911 GT3 Cup			270.6	Free Practice
57	Rudy van Buren		CarTech Motorsport by		Porsche 911 GT3 Cup			270.0	Free Practice
10	Sandro Kaibach		FACH AUTO TECH		Porsche 911 GT3 Cup			270.0	Free Practice
27	Christopher Zöchling		FACH AUTO TECH		Porsche 911 GT3 Cup			270.0	Free Practice
99	Bastian Buus		Allied Racing		Porsche 911 GT3 Cup	Rookie	2	267.9	Free Practice
7	Kim Hauschild		HRT Motorsport		Porsche 911 GT3 Cup	ProAm	2	267.9	Free Practice
25	Larry ten Voorde		Team GP Elite		Porsche 911 GT3 Cup			267.9	Free Practice
77	Leon Köhler		Nebulus Racing by		Porsche 911 GT3 Cup			267.9	Free Practice
41	Jukka Honkavuori		MRS GT-Racing		Porsche 911 GT3 Cup			267.3	Free Practice
8	Georgi Donchev		Nebulus Racing by		Porsche 911 GT3 Cup	ProAm	3	266.6	Free Practice
26	Jesse van Kuijk		Team GP Elite		Porsche 911 GT3 Cup			266.6	Free Practice
4	Loek Hartog		Black Falcon Team		Porsche 911 GT3 Cup	Rookie	3	266.0	Free Practice
11	Morris Schuring		Team GP Elite		Porsche 911 GT3 Cup	Rookie	4	265.3	Free Practice
89	Bashar Mardini		VAN BERGHE Huber		Porsche 911 GT3 Cup	ProAm	4	264.7	Free Practice
35	Rudolf Rhyn		Allied Racing		Porsche 911 GT3 Cup	Rookie	5	264.7	Free Practice
39	Philipp Sager		Nebulus Racing by		Porsche 911 GT3 Cup	ProAm	5	264.0	Free Practice
15	Lucas Groeneveld		GP Elite		Porsche 911 GT3 Cup			262.7	Free Practice
14	Ahmad Alshehab		MRS GT-Racing		Porsche 911 GT3 Cup	ProAm	6	261.5	Free Practice
6	Carlos Rivas		Black Falcon Team		Porsche 911 GT3 Cup	ProAm	7	260.2	Free Practice
16	Daan van Kuijk		GP Elite		Porsche 911 GT3 Cup			260.2	Free Practice
96	Jan-Erik Slooten		Phoenix Racing		Porsche 911 GT3 Cup	ProAm	8	259.6	Free Practice
28	Christof Langer		FACH AUTO TECH		Porsche 911 GT3 Cup	ProAm	9	257.1	Free Practice



Autodromo Nazionale Monza
Porsche Carrera Cup Deutschland
Free Practice
Pit Stop Analysis



4 Loek Hartog Porsche 911 GT3 Cup
 Rookie Black Falcon Team TEXTAR

N°	In Day Time	In Time	Out Time	Pit Time	T. Pit Time	Handicap	Penalty
1	10:04:03.063	10:04:03.063	10:07:52.542	3:49.479	3:49.479		
2	10:19:15.540	10:19:15.540	10:25:03.630	5:48.090	9:37.569		
3	10:29:15.847	10:29:15.847	10:31:35.894	2:20.047	11:57.616		
4	10:46:46.222	10:46:46.222	10:49:10.567	2:24.345	14:21.961		

6 Carlos Rivas Porsche 911 GT3 Cup
 ProAm Black Falcon Team TEXTAR

N°	In Day Time	In Time	Out Time	Pit Time	T. Pit Time	Handicap	Penalty
1	10:04:42.472	10:04:42.472	10:08:21.773	3:39.301	3:39.301		
2	10:25:22.011	10:25:22.011	10:29:11.590	3:49.579	7:28.880		

7 Kim Hauschild Porsche 911 GT3 Cup
 ProAm HRT Motorsport

N°	In Day Time	In Time	Out Time	Pit Time	T. Pit Time	Handicap	Penalty
1	10:08:13.467	10:08:13.467	10:14:59.800	6:46.333	6:46.333		
2	10:29:18.260	10:29:18.260	10:32:07.502	2:49.242	9:35.575		

8 Georgi Donchev Porsche 911 GT3 Cup
 ProAm Nebulus Racing by Huber

N°	In Day Time	In Time	Out Time	Pit Time	T. Pit Time	Handicap	Penalty
1	9:57:30.908	9:57:30.908	10:04:20.813	6:49.905	6:49.905		
2	10:17:49.923	10:17:49.923	10:19:51.311	2:01.388	8:51.293		
3	10:33:46.544	10:33:46.544	10:37:41.163	3:54.619	12:45.912		

10 Sandro Kaibach Porsche 911 GT3 Cup
 FACH AUTO TECH

N°	In Day Time	In Time	Out Time	Pit Time	T. Pit Time	Handicap	Penalty
1	10:11:55.511	10:11:55.511	10:15:29.216	3:33.705	3:33.705		
2	10:33:19.004	10:33:19.004	10:37:35.413	4:16.409	7:50.114		

11 Morris Schuring Porsche 911 GT3 Cup
 Rookie Team GP Elite

N°	In Day Time	In Time	Out Time	Pit Time	T. Pit Time	Handicap	Penalty
1	9:52:36.366	9:52:36.366	9:53:10.232	33.866	33.866		
2	9:55:23.782	9:55:23.782	9:55:52.198	28.416	1:02.282		
3	10:06:25.680	10:06:25.680	10:10:22.783	3:57.103	4:59.385		
4	10:23:58.781	10:23:58.781	10:27:30.662	3:31.881	8:31.266		
5	10:36:56.372	10:36:56.372	10:39:36.028	2:39.656	11:10.922		

14 Ahmad Alshehab Porsche 911 GT3 Cup
 ProAm MRS GT-Racing

N°	In Day Time	In Time	Out Time	Pit Time	T. Pit Time	Handicap	Penalty
1	9:59:31.600	9:59:31.600	10:03:29.294	3:57.694	3:57.694		
2	10:21:05.207	10:21:05.207	10:24:46.398	3:41.191	7:38.885		
3	10:30:46.704	10:30:46.704	10:36:25.445	5:38.741	13:17.626		

15 Lucas Groeneveld Porsche 911 GT3 Cup
 GP Elite

N°	In Day Time	In Time	Out Time	Pit Time	T. Pit Time	Handicap	Penalty
1	9:52:49.079	9:52:49.079	9:53:25.578	36.499	36.499		
2	10:05:17.306	10:05:17.306	10:09:21.422	4:04.116	4:40.615		
3	10:13:33.548	10:13:33.548	10:16:50.485	3:16.937	7:57.552		
4	10:30:11.799	10:30:11.799	10:33:02.255	2:50.456	10:48.008		
5	10:46:35.143	10:46:35.143	10:48:57.401	2:22.258	13:10.266		

16 Daan van Kuijk Porsche 911 GT3 Cup
 GP Elite

N°	In Day Time	In Time	Out Time	Pit Time	T. Pit Time	Handicap	Penalty
1	9:52:43.874	9:52:43.874	9:53:15.513	31.639	31.639		
2	10:09:02.292	10:09:02.292	10:11:37.057	2:34.765	3:06.404		
3	10:16:09.223	10:16:09.223	10:20:29.157	4:19.934	7:26.338		
4	10:24:30.267	10:24:30.267	10:28:27.186	3:56.919	11:23.257		
5	10:42:11.265	10:42:11.265	10:44:24.677	2:13.412	13:36.669		

18 Julian Hanses Porsche 911 GT3 Cup
 HRT Performance

N°	In Day Time	In Time	Out Time	Pit Time	T. Pit Time	Handicap	Penalty
1	10:04:06.676	10:04:06.676	10:06:37.710	2:31.034	2:31.034		
2	10:19:49.221	10:19:49.221	10:26:15.470	6:26.249	8:57.283		

25 Larry ten Voorde Porsche 911 GT3 Cup
 Team GP Elite

N°	In Day Time	In Time	Out Time	Pit Time	T. Pit Time	Handicap	Penalty
1	9:52:31.411	9:52:31.411	9:52:59.737	28.326	28.326		
2	9:55:13.744	9:55:13.744	9:56:10.687	56.943	1:25.269		
3	10:05:57.996	10:05:57.996	10:09:54.294	3:56.298	5:21.567		
4	10:21:22.361	10:21:22.361	10:24:44.661	3:22.300	8:43.867		
5	10:30:41.924	10:30:41.924	10:32:46.680	2:04.756	10:48.623		
6	10:40:54.341	10:40:54.341	10:43:52.342	2:58.001	13:46.624		

26 Jesse van Kuijk Porsche 911 GT3 Cup
 Team GP Elite

N°	In Day Time	In Time	Out Time	Pit Time	T. Pit Time	Handicap	Penalty
1	9:52:46.409	9:52:46.409	9:53:21.348	34.939	34.939		
2	10:07:10.192	10:07:10.192	10:11:18.046	4:07.854	4:42.793		
3	10:13:31.385	10:13:31.385	10:13:56.929	25.544	5:08.337		
4	10:27:43.147	10:27:43.147	10:30:31.286	2:48.139	7:56.476		
5	10:45:44.728	10:45:44.728	10:47:14.905	1:30.177	9:26.653		

27 Christopher Zöchling Porsche 911 GT3 Cup
 FACH AUTO TECH

N°	In Day Time	In Time	Out Time	Pit Time	T. Pit Time	Handicap	Penalty
1	10:09:41.874	10:09:41.874	10:13:23.095	3:41.221	3:41.221		
2	10:34:35.459	10:34:35.459	10:37:25.504	2:50.045	6:31.266		

28 Christof Langer Porsche 911 GT3 Cup
 ProAm FACH AUTO TECH

N°	In Day Time	In Time	Out Time	Pit Time	T. Pit Time	Handicap	Penalty
1	10:12:08.832	10:12:08.832	10:19:22.355	7:13.523	7:13.523		
2	10:37:44.780	10:37:44.780	10:42:16.861	4:32.081	11:45.604		

35 Rudolf Rhyn Porsche 911 GT3 Cup
 Rookie Allied Racing

N°	In Day Time	In Time	Out Time	Pit Time	T. Pit Time	Handicap	Penalty
1	9:58:48.471	9:58:48.471	10:03:00.358	4:11.887	4:11.887		
2	10:22:24.767	10:22:24.767	10:29:18.657	6:53.890	11:05.777		
3	10:42:42.094	10:42:42.094	10:44:43.317	2:01.223	13:07.000		

39 Philipp Sager Porsche 911 GT3 Cup
 ProAm Nebulus Racing by Huber

N°	In Day Time	In Time	Out Time	Pit Time	T. Pit Time	Handicap	Penalty
1	10:01:28.011	10:01:28.011	10:06:50.381	5:22.370	5:22.370		
2	10:20:18.277	10:20:18.277	10:24:16.746	3:58.469	9:20.839		
3	10:38:00.672	10:38:00.672	10:40:36.622	2:35.950	11:56.789		



Autodromo Nazionale Monza
Porsche Carrera Cup Deutschland
Free Practice
Pit Stop Analysis



41 Jukka Honkavuori Porsche 911 GT3 Cup
 MRS GT-Racing

N°	In Day Time	In Time	Out Time	Pit Time	T. Pit Time	Handicap	Penalty
1	9:59:40.348	9:59:40.348	10:04:00.178	4:19.830	4:19.830		
2	10:19:17.048	10:19:17.048	10:23:31.699	4:14.651	8:34.481		
3	10:29:19.345	10:29:19.345	10:34:51.368	5:32.023	14:06.504		

46 Fabio Citignola Porsche 911 GT3 Cup
 Rookie HRT Performance

N°	In Day Time	In Time	Out Time	Pit Time	T. Pit Time	Handicap	Penalty
1	10:04:08.519	10:04:08.519	10:06:45.330	2:36.811	2:36.811		
2	10:20:05.714	10:20:05.714	10:29:32.030	9:26.316	12:03.127		

53 Ayhancan Güven Porsche 911 GT3 Cup
 Phoenix Racing

N°	In Day Time	In Time	Out Time	Pit Time	T. Pit Time	Handicap	Penalty
1	9:53:21.277	9:53:21.277	9:53:52.362	31.085	31.085		
2	10:05:23.708	10:05:23.708	10:08:03.726	2:40.018	3:11.103		
3	10:10:14.565	10:10:14.565	10:12:24.686	2:10.121	5:21.224		
4	10:24:04.872	10:24:04.872	10:27:57.274	3:52.402	9:13.626		

57 Rudy van Buren Porsche 911 GT3 Cup
 CarTech Motorsport by Nigrin

N°	In Day Time	In Time	Out Time	Pit Time	T. Pit Time	Handicap	Penalty
1	9:52:50.254	9:52:50.254	9:53:29.328	39.074	39.074		
2	10:03:26.025	10:03:26.025	10:07:12.446	3:46.421	4:25.495		
3	10:09:30.656	10:09:30.656	10:09:58.405	27.749	4:53.244		
4	10:21:39.719	10:21:39.719	10:24:40.974	3:01.255	7:54.499		
5	10:36:18.132	10:36:18.132	10:38:40.518	2:22.386	10:16.885		

69 Holger Harmsen Porsche 911 GT3 Cup
 ProAm HRT Motorsport

N°	In Day Time	In Time	Out Time	Pit Time	T. Pit Time	Handicap	Penalty
1	10:09:45.915	10:09:45.915	10:18:57.529	9:11.614	9:11.614		
2	10:37:55.648	10:37:55.648	10:40:49.117	2:53.469	12:05.083		

77 Leon Köhler Porsche 911 GT3 Cup
 Nebulus Racing by Huber

N°	In Day Time	In Time	Out Time	Pit Time	T. Pit Time	Handicap	Penalty
1	10:16:13.733	10:16:13.733	10:41:13.059	24:59.326	24:59.326		

89 Bashar Mardini Porsche 911 GT3 Cup
 ProAm VAN BERGHE Huber Racing

N°	In Day Time	In Time	Out Time	Pit Time	T. Pit Time	Handicap	Penalty
1	9:59:16.458	9:59:16.458	10:08:49.753	9:33.295	9:33.295		
2	10:22:34.891	10:22:34.891	10:25:20.360	2:45.469	12:18.764		
3	10:39:14.182	10:39:14.182	10:40:44.972	1:30.790	13:49.554		

92 Laurin Heinrich Porsche 911 GT3 Cup
 VAN BERGHE Huber Racing

N°	In Day Time	In Time	Out Time	Pit Time	T. Pit Time	Handicap	Penalty
1	10:18:13.091	10:18:13.091	10:41:08.035	22:54.944	22:54.944		

96 Jan-Erik Slooten Porsche 911 GT3 Cup
 ProAm Phoenix Racing

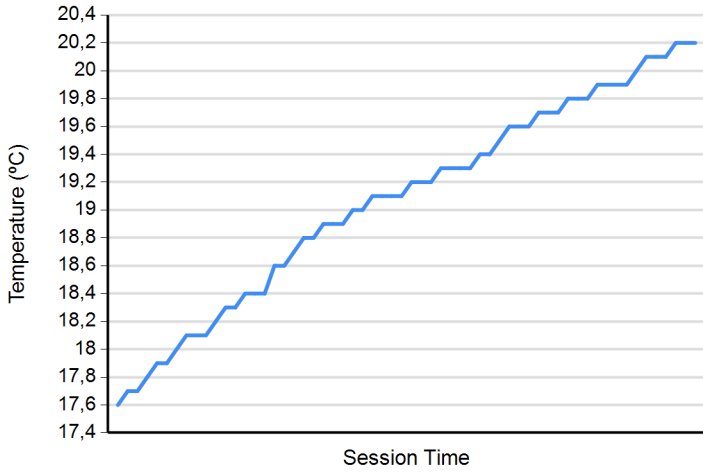
N°	In Day Time	In Time	Out Time	Pit Time	T. Pit Time	Handicap	Penalty
1	10:04:48.364	10:04:48.364	10:06:10.680	1:22.316	1:22.316		
2	10:08:20.050	10:08:20.050	10:10:56.207	2:36.157	3:58.473		
3	10:23:13.117	10:23:13.117	10:28:49.946	5:36.829	9:35.302		
4	10:42:29.690	10:42:29.690	10:44:01.167	1:31.477	11:06.779		

99 Bastian Buus Porsche 911 GT3 Cup
 Rookie Allied Racing

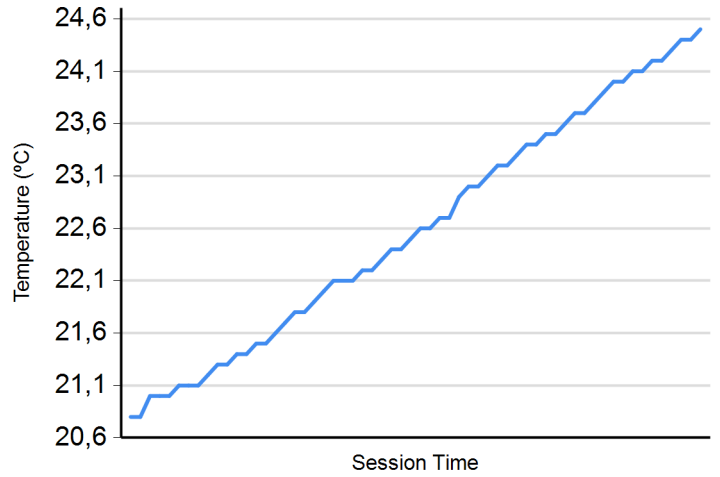
N°	In Day Time	In Time	Out Time	Pit Time	T. Pit Time	Handicap	Penalty
1	10:08:09.248	10:08:09.248	10:12:06.805	3:57.557	3:57.557		
2	10:21:37.130	10:21:37.130	10:26:51.480	5:14.350	9:11.907		
3	10:38:33.101	10:38:33.101	10:43:24.116	4:51.015	14:02.922		
4	10:49:05.786	10:49:05.786	10:49:31.298	25.512	14:28.434		



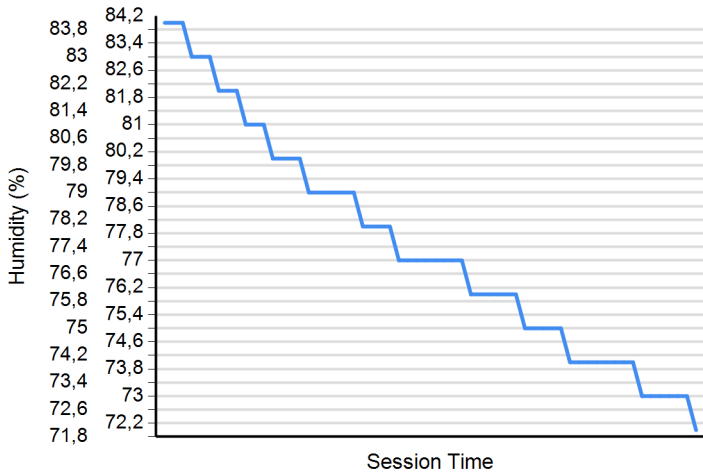
Air Temperature



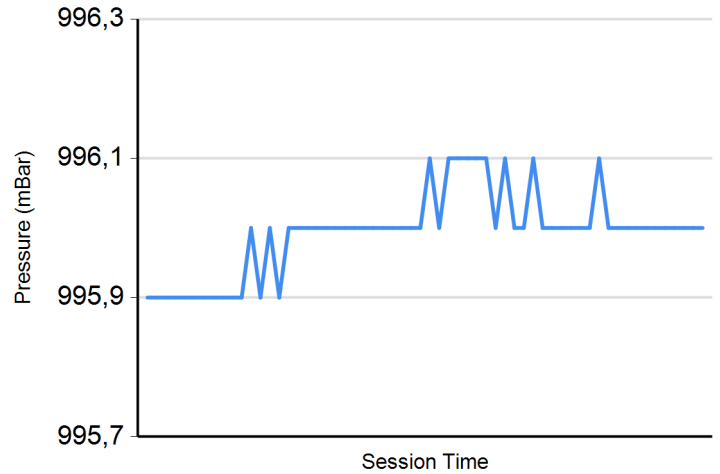
Track Temperature



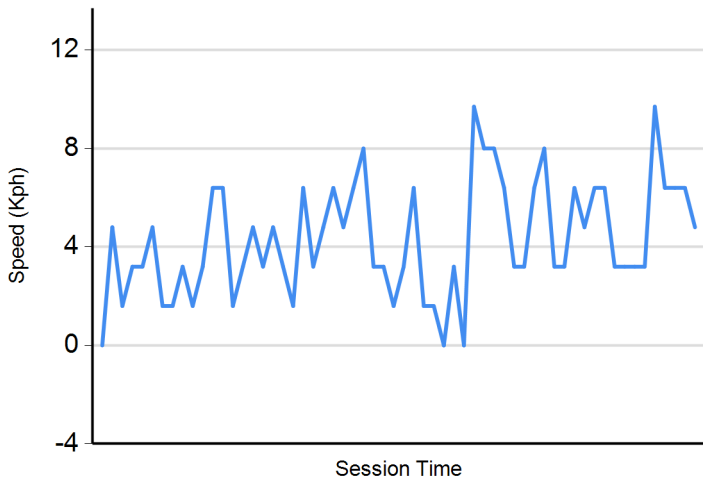
Humidity



Pressure



Wind Speed



Wind direction

