



**Autodromo Nazionale Monza**  
**Porsche Carrera Cup Deutschland**  
**Qualifying**  
**Provisional Results**



| Clas | Nº | Driver               | Nat | Team                         | Nat | Vehicle             | Cat    | Clas | Laps | Best | Time     | Gap   | Interval | Km/h  |
|------|----|----------------------|-----|------------------------------|-----|---------------------|--------|------|------|------|----------|-------|----------|-------|
| 1    | 25 | Larry ten Voorde     | NLD | Team GP Elite                | NLD | Porsche 911 GT3 Cup |        |      | 13   | 12   | 1:49.283 |       |          | 190.8 |
| 2    | 92 | Laurin Heinrich      | DEU | VAN BERGHE Huber             | DEU | Porsche 911 GT3 Cup |        |      | 13   | 11   | 1:49.449 | 0.166 | 0.166    | 190.5 |
| 3    | 53 | Ayhancan Güven       | TUR | Phoenix Racing               | DEU | Porsche 911 GT3 Cup |        |      | 14   | 11   | 1:49.462 | 0.179 | 0.013    | 190.5 |
| 4    | 26 | Jesse van Kuijk      | NLD | Team GP Elite                | NLD | Porsche 911 GT3 Cup |        |      | 13   | 11   | 1:49.612 | 0.329 | 0.150    | 190.2 |
| 5    | 77 | Leon Köhler          | DEU | Nebulus Racing by Huber      | DEU | Porsche 911 GT3 Cup |        |      | 12   | 11   | 1:49.709 | 0.426 | 0.097    | 190.0 |
| 6    | 27 | Christopher Zöchling | DEU | FACH AUTO TECH               | CHE | Porsche 911 GT3 Cup |        |      | 13   | 12   | 1:49.732 | 0.449 | 0.023    | 190.0 |
| 7    | 41 | Jukka Honkavuori     | FIN | MRS GT-Racing                | DEU | Porsche 911 GT3 Cup |        |      | 13   | 12   | 1:49.746 | 0.463 | 0.014    | 190.0 |
| 8    | 99 | Bastian Buus         | DNK | Allied Racing                | DEU | Porsche 911 GT3 Cup | Rookie | 1    | 12   | 10   | 1:49.885 | 0.602 | 0.139    | 189.7 |
| 9    | 4  | Loek Hartog          | NLD | Black Falcon Team            | DEU | Porsche 911 GT3 Cup | Rookie | 2    | 11   | 9    | 1:50.022 | 0.739 | 0.137    | 189.5 |
| 10   | 57 | Rudy van Buren       | NLD | CarTech Motorsport by Nigrin | DEU | Porsche 911 GT3 Cup |        |      | 12   | 9    | 1:50.047 | 0.764 | 0.025    | 189.5 |
| 11   | 11 | Morris Schuring      | NLD | Team GP Elite                | NLD | Porsche 911 GT3 Cup | Rookie | 3    | 13   | 12   | 1:50.181 | 0.898 | 0.134    | 189.2 |
| 12   | 16 | Daan van Kuijk       | NLD | GP Elite                     | NLD | Porsche 911 GT3 Cup |        |      | 13   | 11   | 1:50.272 | 0.989 | 0.091    | 189.1 |
| 13   | 18 | Julian Hanses        | DEU | HRT Performance              | DEU | Porsche 911 GT3 Cup |        |      | 14   | 12   | 1:50.275 | 0.992 | 0.003    | 189.1 |
| 14   | 15 | Lucas Groeneveld     | NLD | GP Elite                     | NLD | Porsche 911 GT3 Cup |        |      | 13   | 10   | 1:50.388 | 1.105 | 0.113    | 188.9 |
| 15   | 46 | Fabio Citignola      | DEU | HRT Performance              | DEU | Porsche 911 GT3 Cup | Rookie | 4    | 13   | 11   | 1:50.513 | 1.230 | 0.125    | 188.7 |
| 16   | 35 | Rudolf Rhyn          | CHE | Allied Racing                | DEU | Porsche 911 GT3 Cup | Rookie | 5    | 15   | 13   | 1:50.834 | 1.551 | 0.321    | 188.1 |
| 17   | 6  | Carlos Rivas         | LUX | Black Falcon Team            | DEU | Porsche 911 GT3 Cup | ProAm  | 1    | 15   | 12   | 1:50.841 | 1.558 | 0.007    | 188.1 |
| 18   | 10 | Sandro Kaibach       | DEU | FACH AUTO TECH               | CHE | Porsche 911 GT3 Cup |        |      | 8    | 4    | 1:50.991 | 1.708 | 0.150    | 187.8 |
| 19   | 89 | Bashar Mardini       | ARE | VAN BERGHE Huber             | DEU | Porsche 911 GT3 Cup | ProAm  | 2    | 12   | 9    | 1:51.100 | 1.817 | 0.109    | 187.7 |
| 20   | 39 | Philipp Sager        | AUT | Nebulus Racing by Huber      | DEU | Porsche 911 GT3 Cup | ProAm  | 3    | 14   | 12   | 1:51.151 | 1.868 | 0.051    | 187.6 |
| 21   | 7  | Kim Hauschild        | DEU | HRT Motorsport               | DEU | Porsche 911 GT3 Cup | ProAm  | 4    | 16   | 16   | 1:51.390 | 2.107 | 0.239    | 187.2 |
| 22   | 14 | Ahmad Alshehab       | KWT | MRS GT-Racing                | DEU | Porsche 911 GT3 Cup | ProAm  | 5    | 16   | 14   | 1:51.685 | 2.402 | 0.295    | 186.7 |
| 23   | 96 | Jan-Erik Slooten     | DEU | Phoenix Racing               | DEU | Porsche 911 GT3 Cup | ProAm  | 6    | 15   | 14   | 1:51.838 | 2.555 | 0.153    | 186.4 |
| 24   | 8  | Georgi Donchev       | BGR | Nebulus Racing by Huber      | DEU | Porsche 911 GT3 Cup | ProAm  | 7    | 15   | 11   | 1:52.091 | 2.808 | 0.253    | 186.0 |
| 25   | 28 | Christof Langer      | DEU | FACH AUTO TECH               | CHE | Porsche 911 GT3 Cup | ProAm  | 8    | 16   | 13   | 1:53.022 | 3.739 | 0.931    | 184.5 |
| 26   | 69 | Holger Harmsen       | DEU | HRT Motorsport               | DEU | Porsche 911 GT3 Cup | ProAm  | 9    | 15   | 15   | 1:54.637 | 5.354 | 1.615    | 181.9 |

**\* PENALTIES**

CAR 15 DELETED TRACK LIMITS AT T 11

CAR 99 DELETED TIME TRACK LIMITS AT T 11

CAR 96 DELETED TIME TRACK LIMITS AT T 11 LAP BEFORE

CAR 92 DELETED TIME TRACK LIMITS AT T 11

Published at:.....

Track Temp: **29.8 °C** Air Temp: **25.1 °C** Humidity: **52 %** Track Status: **DRY**

**Stewards:**

**Race Director:**

**Timekeeper:**

Luis Angel Garcia Nuñez  
 JOB/I-0020-ESP



**Autodromo Nazionale Monza**  
**Porsche Carrera Cup Deutschland**  
**Qualifying**  
**Provisional Results by Category**



| Clas | Nº | Driver               | Nat | Team                         | Nat | Vehicle             | Cat | Clas | Laps | Best | Time     | Gap   | Interval | Km/h  |
|------|----|----------------------|-----|------------------------------|-----|---------------------|-----|------|------|------|----------|-------|----------|-------|
| 1    | 25 | Larry ten Voorde     | NLD | Team GP Elite                | NLD | Porsche 911 GT3 Cup |     |      | 13   | 12   | 1:49.283 |       |          | 190.8 |
| 2    | 92 | Laurin Heinrich      | DEU | VAN BERGHE Huber             | DEU | Porsche 911 GT3 Cup |     |      | 13   | 11   | 1:49.449 | 0.166 | 0.166    | 190.5 |
| 3    | 53 | Ayhancan Güven       | TUR | Phoenix Racing               | DEU | Porsche 911 GT3 Cup |     |      | 14   | 11   | 1:49.462 | 0.179 | 0.013    | 190.5 |
| 4    | 26 | Jesse van Kuijk      | NLD | Team GP Elite                | NLD | Porsche 911 GT3 Cup |     |      | 13   | 11   | 1:49.612 | 0.329 | 0.150    | 190.2 |
| 5    | 77 | Leon Köhler          | DEU | Nebulus Racing by Huber      | DEU | Porsche 911 GT3 Cup |     |      | 12   | 11   | 1:49.709 | 0.426 | 0.097    | 190.0 |
| 6    | 27 | Christopher Zöchling | DEU | FACH AUTO TECH               | CHE | Porsche 911 GT3 Cup |     |      | 13   | 12   | 1:49.732 | 0.449 | 0.023    | 190.0 |
| 7    | 41 | Jukka Honkavuori     | FIN | MRS GT-Racing                | DEU | Porsche 911 GT3 Cup |     |      | 13   | 12   | 1:49.746 | 0.463 | 0.014    | 190.0 |
| 8    | 57 | Rudy van Buren       | NLD | CarTech Motorsport by Nigrin | DEU | Porsche 911 GT3 Cup |     |      | 12   | 9    | 1:50.047 | 0.764 | 0.301    | 189.5 |
| 9    | 16 | Daan van Kuijk       | NLD | GP Elite                     | NLD | Porsche 911 GT3 Cup |     |      | 13   | 11   | 1:50.272 | 0.989 | 0.225    | 189.1 |
| 10   | 18 | Julian Hanses        | DEU | HRT Performance              | DEU | Porsche 911 GT3 Cup |     |      | 14   | 12   | 1:50.275 | 0.992 | 0.003    | 189.1 |
| 11   | 15 | Lucas Groeneveld     | NLD | GP Elite                     | NLD | Porsche 911 GT3 Cup |     |      | 13   | 10   | 1:50.388 | 1.105 | 0.113    | 188.9 |
| 12   | 10 | Sandro Kaibach       | DEU | FACH AUTO TECH               | CHE | Porsche 911 GT3 Cup |     |      | 8    | 4    | 1:50.991 | 1.708 | 0.603    | 187.8 |

| ProAm |    |                  |     |                         |     |                     |       |   |    |    |          |       |       |       |
|-------|----|------------------|-----|-------------------------|-----|---------------------|-------|---|----|----|----------|-------|-------|-------|
| 1     | 6  | Carlos Rivas     | LUX | Black Falcon Team       | DEU | Porsche 911 GT3 Cup | ProAm | 1 | 15 | 12 | 1:50.841 |       |       | 188.1 |
| 2     | 89 | Bashar Mardini   | ARE | VAN BERGHE Huber        | DEU | Porsche 911 GT3 Cup | ProAm | 2 | 12 | 9  | 1:51.100 | 0.259 | 0.259 | 187.7 |
| 3     | 39 | Philipp Sager    | AUT | Nebulus Racing by Huber | DEU | Porsche 911 GT3 Cup | ProAm | 3 | 14 | 12 | 1:51.151 | 0.310 | 0.051 | 187.6 |
| 4     | 7  | Kim Hauschild    | DEU | HRT Motorsport          | DEU | Porsche 911 GT3 Cup | ProAm | 4 | 16 | 16 | 1:51.390 | 0.549 | 0.239 | 187.2 |
| 5     | 14 | Ahmad Alshehab   | KWT | MRS GT-Racing           | DEU | Porsche 911 GT3 Cup | ProAm | 5 | 16 | 14 | 1:51.685 | 0.844 | 0.295 | 186.7 |
| 6     | 96 | Jan-Erik Slooten | DEU | Phoenix Racing          | DEU | Porsche 911 GT3 Cup | ProAm | 6 | 15 | 14 | 1:51.838 | 0.997 | 0.153 | 186.4 |
| 7     | 8  | Georgi Donchev   | BGR | Nebulus Racing by Huber | DEU | Porsche 911 GT3 Cup | ProAm | 7 | 15 | 11 | 1:52.091 | 1.250 | 0.253 | 186.0 |
| 8     | 28 | Christof Langer  | DEU | FACH AUTO TECH          | CHE | Porsche 911 GT3 Cup | ProAm | 8 | 16 | 13 | 1:53.022 | 2.181 | 0.931 | 184.5 |
| 9     | 69 | Holger Harmsen   | DEU | HRT Motorsport          | DEU | Porsche 911 GT3 Cup | ProAm | 9 | 15 | 15 | 1:54.637 | 3.796 | 1.615 | 181.9 |

| Rookie |    |                 |     |                   |     |                     |        |   |    |    |          |       |       |       |
|--------|----|-----------------|-----|-------------------|-----|---------------------|--------|---|----|----|----------|-------|-------|-------|
| 1      | 99 | Bastian Buus    | DNK | Allied Racing     | DEU | Porsche 911 GT3 Cup | Rookie | 1 | 12 | 10 | 1:49.885 |       |       | 189.7 |
| 2      | 4  | Loek Hartog     | NLD | Black Falcon Team | DEU | Porsche 911 GT3 Cup | Rookie | 2 | 11 | 9  | 1:50.022 | 0.137 | 0.137 | 189.5 |
| 3      | 11 | Morris Schuring | NLD | Team GP Elite     | NLD | Porsche 911 GT3 Cup | Rookie | 3 | 13 | 12 | 1:50.181 | 0.296 | 0.159 | 189.2 |
| 4      | 46 | Fabio Citignola | DEU | HRT Performance   | DEU | Porsche 911 GT3 Cup | Rookie | 4 | 13 | 11 | 1:50.513 | 0.628 | 0.332 | 188.7 |
| 5      | 35 | Rudolf Rhyn     | CHE | Allied Racing     | DEU | Porsche 911 GT3 Cup | Rookie | 5 | 15 | 13 | 1:50.834 | 0.949 | 0.321 | 188.1 |

**\* PENALTIES**

CAR 15 DELETED TRACK LIMITS AT T 11

CAR 99 DELETED TIME TRACK LIMITS AT T 11

CAR 96 DELETED TIME TRACK LIMITS AT T 11 LAP BEFORE

CAR 92 DELETED TIME TRACK LIMITS AT T 11

Published at:.....

Track Temp: 29.8 °C Air Temp: 25.1 °C Humidity: 52 % Track Status: DRY

Stewards:

Race Director:

Timekeeper:

Luis Angel Garcia Nuñez  
 JOB/I-0020-ESP



**Autodromo Nazionale Monza**  
**Porsche Carrera Cup Deutschland**  
**Qualifying**  
**Provisional 2 Fastest Lap Results**



| Clas | Nº | Driver               | Nat | Team                         | Nat | Vehicle             | Cat    | Clas | Laps | Best | Time     | Gap   | Interval | Km/h  |
|------|----|----------------------|-----|------------------------------|-----|---------------------|--------|------|------|------|----------|-------|----------|-------|
| 1    | 25 | Larry ten Voorde     | NLD | Team GP Elite                | NLD | Porsche 911 GT3 Cup |        |      | 13   | 11   | 1:49.360 |       |          | 190.8 |
| 2    | 53 | Ayhancan Güven       | TUR | Phoenix Racing               | DEU | Porsche 911 GT3 Cup |        |      | 14   | 12   | 1:49.554 | 0.194 | 0.194    | 190.5 |
| 3    | 92 | Laurin Heinrich      | DEU | VAN BERGHE Huber             | DEU | Porsche 911 GT3 Cup |        |      | 13   | 12   | 1:49.819 | 0.459 | 0.265    | 190.5 |
| 4    | 77 | Leon Köhler          | DEU | Nebulus Racing by Huber      | DEU | Porsche 911 GT3 Cup |        |      | 12   | 9    | 1:49.924 | 0.564 | 0.105    | 190.0 |
| 5    | 99 | Bastian Buus         | DNK | Allied Racing                | DEU | Porsche 911 GT3 Cup | Rookie | 1    | 12   | 11   | 1:49.930 | 0.570 | 0.006    | 189.7 |
| 6    | 41 | Jukka Honkavuori     | FIN | MRS GT-Racing                | DEU | Porsche 911 GT3 Cup |        |      | 13   | 11   | 1:49.959 | 0.599 | 0.029    | 190.0 |
| 7    | 26 | Jesse van Kuijk      | NLD | Team GP Elite                | NLD | Porsche 911 GT3 Cup |        |      | 13   | 10   | 1:50.020 | 0.660 | 0.061    | 190.2 |
| 8    | 57 | Rudy van Buren       | NLD | CarTech Motorsport by Nigrin | DEU | Porsche 911 GT3 Cup |        |      | 12   | 10   | 1:50.053 | 0.693 | 0.033    | 189.5 |
| 9    | 27 | Christopher Zöchling | DEU | FACH AUTO TECH               | CHE | Porsche 911 GT3 Cup |        |      | 13   | 13   | 1:50.128 | 0.768 | 0.075    | 190.0 |
| 10   | 4  | Loek Hartog          | NLD | Black Falcon Team            | DEU | Porsche 911 GT3 Cup | Rookie | 2    | 11   | 11   | 1:50.185 | 0.825 | 0.057    | 189.5 |
| 11   | 11 | Morris Schuring      | NLD | Team GP Elite                | NLD | Porsche 911 GT3 Cup | Rookie | 3    | 13   | 13   | 1:50.236 | 0.876 | 0.051    | 189.2 |
| 12   | 15 | Lucas Groeneveld     | NLD | GP Elite                     | NLD | Porsche 911 GT3 Cup |        |      | 13   | 13   | 1:50.435 | 1.075 | 0.199    | 188.9 |
| 13   | 16 | Daan van Kuijk       | NLD | GP Elite                     | NLD | Porsche 911 GT3 Cup |        |      | 13   | 10   | 1:50.537 | 1.177 | 0.102    | 189.1 |
| 14   | 46 | Fabio Citignola      | DEU | HRT Performance              | DEU | Porsche 911 GT3 Cup | Rookie | 4    | 13   | 12   | 1:50.700 | 1.340 | 0.163    | 188.7 |
| 15   | 18 | Julian Hanses        | DEU | HRT Performance              | DEU | Porsche 911 GT3 Cup |        |      | 14   | 14   | 1:50.782 | 1.422 | 0.082    | 189.1 |
| 16   | 35 | Rudolf Rhyn          | CHE | Allied Racing                | DEU | Porsche 911 GT3 Cup | Rookie | 5    | 15   | 12   | 1:51.011 | 1.651 | 0.229    | 188.1 |
| 17   | 6  | Carlos Rivas         | LUX | Black Falcon Team            | DEU | Porsche 911 GT3 Cup | ProAm  | 1    | 15   | 14   | 1:51.034 | 1.674 | 0.023    | 188.1 |
| 18   | 39 | Philipp Sager        | AUT | Nebulus Racing by Huber      | DEU | Porsche 911 GT3 Cup | ProAm  | 2    | 14   | 13   | 1:51.222 | 1.862 | 0.188    | 187.6 |
| 19   | 7  | Kim Hauschild        | DEU | HRT Motorsport               | DEU | Porsche 911 GT3 Cup | ProAm  | 3    | 16   | 7    | 1:51.431 | 2.071 | 0.209    | 187.2 |
| 20   | 89 | Bashar Mardini       | ARE | VAN BERGHE Huber             | DEU | Porsche 911 GT3 Cup | ProAm  | 4    | 12   | 12   | 1:51.681 | 2.321 | 0.250    | 187.7 |
| 21   | 14 | Ahmad Alshehab       | KWT | MRS GT-Racing                | DEU | Porsche 911 GT3 Cup | ProAm  | 5    | 16   | 13   | 1:51.700 | 2.340 | 0.019    | 186.7 |
| 22   | 96 | Jan-Erik Slooten     | DEU | Phoenix Racing               | DEU | Porsche 911 GT3 Cup | ProAm  | 6    | 15   | 15   | 1:52.096 | 2.736 | 0.396    | 186.4 |
| 23   | 8  | Georgi Donchev       | BGR | Nebulus Racing by Huber      | DEU | Porsche 911 GT3 Cup | ProAm  | 7    | 15   | 5    | 1:52.163 | 2.803 | 0.067    | 186.0 |
| 24   | 10 | Sandro Kaibach       | DEU | FACH AUTO TECH               | CHE | Porsche 911 GT3 Cup |        |      | 8    | 3    | 1:53.092 | 3.732 | 0.929    | 187.8 |
| 25   | 28 | Christof Langer      | DEU | FACH AUTO TECH               | CHE | Porsche 911 GT3 Cup | ProAm  | 8    | 16   | 14   | 1:53.466 | 4.106 | 0.374    | 184.5 |
| 26   | 69 | Holger Harmsen       | DEU | HRT Motorsport               | DEU | Porsche 911 GT3 Cup | ProAm  | 9    | 15   | 8    | 1:55.754 | 6.394 | 2.288    | 181.9 |

**\* PENALTIES**

CAR 15 DELETED TRACK LIMITS AT T 11

CAR 99 DELETED TIME TRACK LIMITS AT T 11

CAR 96 DELETED TIME TRACK LIMITS AT T 11 LAP BEFORE

CAR 92 DELETED TIME TRACK LIMITS AT T 11


Published at:.....


Track Temp: **29.8 °C** Air Temp: **25.1 °C** Humidity: **52 %** Track Status: **DRY**

**Stewards:**

**Race Director:**

**Timekeeper:**

  
 Luis Angel Garcia Nuñez  
 JOB/I-0020-ESP



# Autodromo Nazionale Monza

## Porsche Carrera Cup Deutschland

### Qualifying

#### Lap Analysis



|        |             |                          |       |                |                         |
|--------|-------------|--------------------------|-------|----------------|-------------------------|
| 4      | Loek Hartog | Porsche 911 GT3 Cup      | 8     | Georgi Donchev | Porsche 911 GT3 Cup     |
| Rookie |             | Black Falcon Team TEXTAR | ProAm |                | Nebulus Racing by Huber |

| Lap D | Time            | Sector 1      | Sector 2      | Sector 3      | T. Spd | Elapsed      | Lap D | Time            | Sector 1      | Sector 2      | Sector 3 | T. Spd | Elapsed      |
|-------|-----------------|---------------|---------------|---------------|--------|--------------|-------|-----------------|---------------|---------------|----------|--------|--------------|
| 1     | 17:02:36.757    | 17:01:09.153  | 45.277        | 42.327        | 92.8   | 17:02:36.757 | 1     | 17:05:43.832    | 17:04:20.664  | 42.585        | 40.583   | 192.5  | 17:05:43.832 |
| 2     | 2:02.391        | 39.110        | 39.295        | 43.986        | 194.5  | 17:04:39.148 | 2     | 1:56.287        | 36.013        | 39.697        | 40.577   | 233.7  | 17:07:40.119 |
| 3     | 1:51.138        | 34.906        | 37.631        | 38.601        | 249.4  | 17:06:30.286 | 3     | 1:55.950        | 35.283        | 38.618        | 42.049   | 260.2  | 17:09:36.069 |
| 4     | 1:50.459        | 34.856        | 37.545        | 38.058        | 260.2  | 17:08:20.745 | 4     | 1:52.291        | 35.355        | 38.335        | 38.601   | 260.2  | 17:11:28.360 |
| 5     | 1:58.545 P      | 34.912        | 37.349        | 46.284        | 258.9  | 17:10:19.290 | 5     | 1:52.163        | 35.344        | 38.222        | 38.597   | 260.8  | 17:13:20.523 |
| 6     | 15:30.404       | 13:54.446     | 48.215        | 47.743        | 109.2  | 17:25:49.694 | 6     | 1:52.307        | 35.059        | 38.482        | 38.766   | 262.7  | 17:15:12.830 |
| 7     | 1:57.370        | 36.449        | 38.250        | 42.671        | 234.7  | 17:27:47.064 | 7     | 1:52.357        | 35.305        | 38.173        | 38.879   | 262.1  | 17:17:05.187 |
| 8     | 1:50.659        | 34.893        | 37.489        | 38.277        | 256.5  | 17:29:37.723 | 8     | 1:59.337 P      | 35.572        | 38.445        | 45.320   | 260.2  | 17:19:04.524 |
| 9     | <b>1:50.022</b> | 34.816        | <b>37.227</b> | <b>37.979</b> | 260.2  | 17:31:27.745 | 9     | 6:07.362        | 4:38.124      | 44.724        | 44.514   | 162.8  | 17:25:11.886 |
| 10    | 1:50.250        | 34.871        | 37.335        | 38.044        | 258.9  | 17:33:17.995 | 10    | 1:55.839        | 36.622        | 39.889        | 39.328   | 235.8  | 17:27:07.725 |
| 11    | 1:50.185        | <b>34.814</b> | 37.310        | 38.061        | 260.8  | 17:35:08.180 | 11    | <b>1:52.091</b> | 35.171        | 38.322        | 38.598   | 264.0  | 17:28:59.816 |
| 12    | 38.913          | 46.719        |               |               | 187.1  |              | 12    | 1:52.258        | <b>35.057</b> | 38.529        | 38.672   | 266.0  | 17:30:52.074 |
| 13    |                 |               |               |               |        |              | 13    | 1:52.287        | 35.428        | 38.255        | 38.604   | 253.5  | 17:32:44.361 |
| 14    |                 |               |               |               |        |              | 14    | 1:52.172        | 35.207        | <b>38.138</b> | 38.827   | 269.3  | 17:34:36.533 |
| 15    |                 |               |               |               |        |              | 15    | 1:52.704        | 35.494        | 38.416        | 38.794   | 267.3  | 17:36:29.237 |
| 16    |                 |               |               |               |        |              | 16    |                 | 40.818        | 54.791        |          |        | 163.8        |

|       |              |                          |                |                |                     |
|-------|--------------|--------------------------|----------------|----------------|---------------------|
| 6     | Carlos Rivas | Porsche 911 GT3 Cup      | 10             | Sandro Kaibach | Porsche 911 GT3 Cup |
| ProAm |              | Black Falcon Team TEXTAR | FACH AUTO TECH |                |                     |

| Lap D | Time            | Sector 1      | Sector 2      | Sector 3      | T. Spd | Elapsed      | Lap D | Time            | Sector 1      | Sector 2      | Sector 3      | T. Spd | Elapsed      |
|-------|-----------------|---------------|---------------|---------------|--------|--------------|-------|-----------------|---------------|---------------|---------------|--------|--------------|
| 1     | 17:02:48.636    | 17:01:15.244  | 47.465        | 45.927        | 137.4  | 17:02:48.636 | 1     | 17:02:43.292    | 17:01:12.020  | 46.919        | 44.353        | 125.5  | 17:02:43.292 |
| 2     | 2:08.828        | 39.738        | 42.413        | 46.677        | 219.9  | 17:04:57.464 | 2     | 2:10.096        | 37.980        | 42.061        | 50.055        | 210.1  | 17:04:53.388 |
| 3     | 1:53.840        | 35.307        | 39.468        | 39.065        | 247.7  | 17:06:51.304 | 3     | 1:53.092        | 35.254        | 38.206        | 39.632        | 240.5  | 17:06:46.480 |
| 4     | 1:51.983        | 35.098        | 38.524        | 38.361        | 255.3  | 17:08:43.287 | 4     | <b>1:50.991</b> | <b>34.948</b> | <b>37.682</b> | <b>38.361</b> | 266.0  | 17:08:37.471 |
| 5     | 1:51.760        | 35.273        | 37.980        | 38.507        | 251.7  | 17:10:35.047 | 5     | 2:14.871 P      | 39.494        | 43.100        | 52.277        | 203.0  | 17:10:52.342 |
| 6     | 1:53.568        | 35.169        | 39.390        | 39.009        | 254.1  | 17:12:28.615 | 6     | 10:03.113       | 8:38.769      | 42.125        | 42.219        | 180.3  | 17:20:55.455 |
| 7     | 1:51.535        | 35.009        | 37.970        | 38.556        | 255.9  | 17:14:20.150 | 7     | 2:24.284        | 37.123        | 39.897        | 1:07.264      | 226.8  | 17:23:19.739 |
| 8     | 1:58.520 P      | 35.207        | 38.120        | 45.193        | 253.5  | 17:16:18.670 | 8     | 2:03.149 P      | 35.325        | 38.712        | 49.112        | 254.7  | 17:25:22.888 |
| 9     | 8:14.956        | 6:51.969      | 40.888        | 42.099        | 192.8  | 17:24:33.626 | 9     |                 | 13:09.623     | 49.334        |               |        | 146.1        |
| 10    | 2:03.622        | 35.693        | 42.411        | 45.518        | 235.2  | 17:26:37.248 | 10    |                 |               |               |               |        |              |
| 11    | 1:51.684        | 35.208        | 38.120        | 38.356        | 255.9  | 17:28:28.932 | 11    |                 |               |               |               |        |              |
| 12    | <b>1:50.841</b> | 35.018        | 37.759        | <b>38.064</b> | 262.1  | 17:30:19.773 | 12    |                 |               |               |               |        |              |
| 13    | 1:51.192        | 35.041        | 37.708        | 38.443        | 262.1  | 17:32:10.965 | 13    |                 |               |               |               |        |              |
| 14    | 1:51.034        | 35.034        | <b>37.685</b> | 38.315        | 263.4  | 17:34:01.999 | 14    |                 |               |               |               |        |              |
| 15    | 1:58.369 P      | <b>34.924</b> | 38.126        | 45.319        | 260.8  | 17:36:00.368 | 15    |                 |               |               |               |        |              |
| 16    | 2:28.061        | 50.782        |               |               | 156.0  |              | 16    |                 |               |               |               |        |              |

|       |               |                     |        |                 |                     |
|-------|---------------|---------------------|--------|-----------------|---------------------|
| 7     | Kim Hauschild | Porsche 911 GT3 Cup | 11     | Morris Schuring | Porsche 911 GT3 Cup |
| ProAm |               | HRT Motorsport      | Rookie |                 |                     |

| Lap D | Time            | Sector 1      | Sector 2      | Sector 3      | T. Spd | Elapsed      | Lap D | Time            | Sector 1      | Sector 2      | Sector 3      | T. Spd | Elapsed      |
|-------|-----------------|---------------|---------------|---------------|--------|--------------|-------|-----------------|---------------|---------------|---------------|--------|--------------|
| 1     | 17:02:45.938    | 17:01:14.338  | 46.287        | 45.313        | 136.3  | 17:02:45.938 | 1     | 17:02:40.970    | 17:01:10.478  | 45.413        | 45.079        | 88.3   | 17:02:40.970 |
| 2     | 2:09.547        | 37.912        | 41.344        | 50.291        | 187.8  | 17:04:55.485 | 2     | 2:07.959        | 37.794        | 42.232        | 47.933        | 202.2  | 17:04:48.929 |
| 3     | 1:53.495        | 35.797        | 38.822        | 38.876        | 232.2  | 17:06:48.980 | 3     | 1:51.385        | 35.258        | 37.736        | 38.391        | 253.5  | 17:06:40.314 |
| 4     | 1:52.431        | 35.450        | 38.460        | 38.521        | 257.1  | 17:08:41.411 | 4     | 1:50.509        | 34.967        | 37.442        | 38.100        | 267.3  | 17:08:30.823 |
| 5     | 1:57.844        | 39.499        | 39.554        | 38.791        | 266.0  | 17:10:39.255 | 5     | 1:50.585        | 34.777        | 37.858        | 37.950        | 269.3  | 17:10:21.408 |
| 6     | 1:51.801        | 35.447        | 38.079        | 38.275        | 261.5  | 17:12:31.056 | 6     | 1:50.567        | 34.756        | 37.769        | 38.042        | 270.0  | 17:12:11.975 |
| 7     | 1:51.431        | 35.122        | 38.055        | 38.254        | 263.4  | 17:14:22.487 | 7     | 1:57.841 P      | 34.740        | 37.603        | 45.498        | 270.0  | 17:14:09.816 |
| 8     | 1:58.982 P      | <b>35.092</b> | <b>37.928</b> | 45.962        | 265.3  | 17:16:21.469 | 8     | 11:55.770       | 10:32.001     | 42.876        | 40.893        | 154.5  | 17:26:05.586 |
| 9     | 6:03.140        | 4:33.834      | 45.273        | 44.033        | 161.4  | 17:22:24.609 | 9     | 1:57.830        | 37.491        | 40.322        | 40.017        | 205.7  | 17:28:03.416 |
| 10    | 1:56.750        | 36.531        | 39.852        | 40.367        | 208.0  | 17:24:21.359 | 10    | 1:50.483        | 34.931        | 37.645        | 37.907        | 267.3  | 17:29:53.899 |
| 11    | 1:53.192        | 35.787        | 38.652        | 38.753        | 236.8  | 17:26:14.551 | 11    | 2:12.036        | 34.974        | 40.616        | 56.446        | 251.1  | 17:32:05.935 |
| 12    | 1:55.664        | 35.170        | 38.809        | 41.685        | 267.3  | 17:28:10.215 | 12    | <b>1:50.181</b> | 34.964        | <b>37.370</b> | <b>37.847</b> | 262.7  | 17:33:56.116 |
| 13    | 1:51.879        | 35.291        | 38.233        | 38.355        | 265.3  | 17:30:02.094 | 13    | 1:50.236        | <b>34.653</b> | 37.385        | 38.198        | 264.7  | 17:35:46.352 |
| 14    | 1:51.567        | 35.165        | 38.033        | 38.369        | 258.3  | 17:31:53.661 | 14    |                 | 41.510        | 48.327        |               |        | 186.2        |
| 15    | 1:51.720        | 35.177        | 38.110        | 38.433        | 267.9  | 17:33:45.381 |       |                 |               |               |               |        |              |
| 16    | <b>1:51.390</b> | 35.097        | 38.049        | <b>38.244</b> | 262.1  | 17:35:36.771 |       |                 |               |               |               |        |              |
| 17    |                 | 45.524        | 50.879        |               | 152.1  |              |       |                 |               |               |               |        |              |



**Autodromo Nazionale Monza**  
**Porsche Carrera Cup Deutschland**  
**Qualifying**  
**Lap Analysis**



**14** Ahmad Alshehab Porsche 911 GT3 Cup **18** Julian Hanses Porsche 911 GT3 Cup

ProAm

MRS GT-Racing

HRT Performance

| Lap | D | Time         | Sector 1     | Sector 2 | Sector 3 | T. Spd | Elapsed      | Lap | D | Time         | Sector 1     | Sector 2 | Sector 3 | T. Spd | Elapsed      |
|-----|---|--------------|--------------|----------|----------|--------|--------------|-----|---|--------------|--------------|----------|----------|--------|--------------|
| 1   |   | 17:02:57.583 | 17:01:22.924 | 48.422   | 46.237   | 145.5  | 17:02:57.583 | 1   |   | 17:02:36.375 | 17:01:08.035 | 45.745   | 42.595   | 95.0   | 17:02:36.375 |
| 2   |   | 2:07.651     | 40.846       | 42.008   | 44.797   | 181.5  | 17:05:05.234 | 2   |   | 2:02.059     | 38.555       | 40.041   | 43.463   | 214.7  | 17:04:38.434 |
| 3   |   | 1:55.231     | 36.317       | 39.357   | 39.557   | 214.7  | 17:07:00.465 | 3   |   | 1:51.256     | 35.164       | 37.843   | 38.249   | 247.7  | 17:06:29.690 |
| 4   |   | 1:52.346     | 35.295       | 38.300   | 38.751   | 256.5  | 17:08:52.811 | 4   |   | 1:52.864     | 34.949       | 38.599   | 39.316   | 265.3  | 17:08:22.554 |
| 5   |   | 1:56.921     | 36.693       | 40.799   | 39.429   | 257.7  | 17:10:49.732 | 5   |   | 1:51.227     | 35.071       | 37.913   | 38.243   | 257.1  | 17:10:13.781 |
| 6   |   | 1:52.167     | 35.377       | 38.290   | 38.500   | 257.7  | 17:12:41.899 | 6   |   | 1:50.923     | 34.958       | 37.804   | 38.161   | 247.1  | 17:12:04.704 |
| 7   |   | 1:59.797     | 38.008       | 42.879   | 38.910   | 253.5  | 17:14:41.696 | 7   |   | 1:59.357 P   | 35.438       | 38.218   | 45.701   | 236.8  | 17:14:04.061 |
| 8   |   | 2:04.384 P   | 35.354       | 39.145   | 49.885   | 255.9  | 17:16:46.080 | 8   |   | 11:22.315    | 9:54.906     | 44.307   | 43.102   | 117.2  | 17:25:26.376 |
| 9   |   | 5:22.676     | 3:53.642     | 45.267   | 43.767   | 145.1  | 17:22:08.756 | 9   |   | 1:57.305     | 37.423       | 40.270   | 39.612   | 219.0  | 17:27:23.681 |
| 10  |   | 2:00.492     | 39.239       | 40.013   | 41.240   | 187.5  | 17:24:09.248 | 10  |   | 1:51.094     | 34.879       | 37.738   | 38.477   | 266.0  | 17:29:14.775 |
| 11  |   | 1:54.303     | 35.805       | 39.051   | 39.447   | 236.3  | 17:26:03.551 | 11  |   | 1:53.382     | 36.943       | 38.142   | 38.297   | 274.1  | 17:31:08.157 |
| 12  |   | 1:52.040     | 35.268       | 38.421   | 38.351   | 262.1  | 17:27:55.591 | 12  |   | 1:50.275     | 34.807       | 37.501   | 37.967   | 268.6  | 17:32:58.432 |
| 13  |   | 1:51.700     | 35.153       | 38.055   | 38.492   | 262.7  | 17:29:47.291 | 13  |   | 1:54.539     | 37.544       | 38.439   | 38.556   | 276.2  | 17:34:52.971 |
| 14  |   | 1:51.685     | 35.382       | 37.987   | 38.316   | 259.6  | 17:31:38.976 | 14  |   | 1:50.782     | 34.836       | 37.791   | 38.155   | 263.4  | 17:36:43.753 |
| 15  |   | 1:54.198     | 36.193       | 39.270   | 38.735   | 262.1  | 17:33:33.174 | 15  |   |              | 41.155       | 45.960   |          | 162.6  |              |
| 16  |   | 2:16.868 P   | 35.473       | 43.050   | 58.345   | 263.4  | 17:35:50.042 |     |   |              |              |          |          |        |              |
| 17  |   | 2:34.977     | 50.626       |          | 134.4    |        |              |     |   |              |              |          |          |        |              |

**15** Lucas Groeneveld Porsche 911 GT3 Cup **25** Larry ten Voorde Porsche 911 GT3 Cup

GP Elite

Team GP Elite

| Lap | D | Time         | Sector 1     | Sector 2 | Sector 3 | T. Spd | Elapsed      | Lap | D | Time         | Sector 1     | Sector 2 | Sector 3 | T. Spd | Elapsed      |
|-----|---|--------------|--------------|----------|----------|--------|--------------|-----|---|--------------|--------------|----------|----------|--------|--------------|
| 1   |   | 17:02:41.846 | 17:01:11.377 | 45.464   | 45.005   | 92.9   | 17:02:41.846 | 1   |   | 17:02:40.599 | 17:01:09.642 | 45.786   | 45.171   | 84.1   | 17:02:40.599 |
| 2   |   | 2:08.639     | 38.037       | 41.950   | 48.652   | 206.8  | 17:04:50.485 | 2   |   | 2:07.079     | 37.638       | 42.457   | 46.984   | 219.9  | 17:04:47.678 |
| 3   |   | 1:51.693     | 35.261       | 38.211   | 38.221   | 252.9  | 17:06:42.178 | 3   |   | 1:50.811     | 34.982       | 37.696   | 38.133   | 258.9  | 17:06:38.489 |
| 4   |   | 1:50.963     | 35.091       | 37.717   | 38.155   | 264.7  | 17:08:33.141 | 4   |   | 1:50.292     | 34.846       | 37.449   | 37.997   | 262.1  | 17:08:28.781 |
| 5   |   | 1:50.682     | 35.028       | 37.649   | 38.005   | 262.7  | 17:10:23.823 | 5   |   | 1:50.195     | 34.830       | 37.297   | 38.068   | 261.5  | 17:10:18.976 |
| 6   |   | 1:51.252     | 34.865       | 37.662   | 38.725   | 265.3  | 17:12:15.075 | 6   |   | 1:50.064     | 34.814       | 37.322   | 37.928   | 264.7  | 17:12:09.040 |
| 7   |   | 2:00.518 P   | 35.788       | 37.857   | 46.873   | 235.2  | 17:14:15.593 | 7   |   | 1:58.987 P   | 34.799       | 37.863   | 46.325   | 263.4  | 17:14:08.027 |
| 8   |   | 12:09.869    | 10:45.469    | 41.306   | 43.094   | 113.0  | 17:26:25.462 | 8   |   | 11:49.716    | 10:28.172    | 40.879   | 40.665   | 173.3  | 17:25:57.743 |
| 9   |   | 1:57.492     | 36.976       | 38.990   | 41.526   | 216.8  | 17:28:22.954 | 9   |   | 1:55.052     | 36.158       | 39.329   | 39.565   | 234.7  | 17:27:52.795 |
| 10  |   | 1:50.388     | 34.831       | 37.684   | 37.873   | 263.4  | 17:30:13.342 | 10  |   | 1:49.755     | 34.864       | 37.091   | 37.800   | 260.2  | 17:29:42.550 |
| 11  |   | 1:50.859     | 35.112       | 37.544   | 38.203   | 267.3  | 17:32:04.201 | 11  |   | 1:49.360     | 34.677       | 37.018   | 37.665   | 266.6  | 17:31:31.910 |
| 12  |   | 1:52.820     | 35.055       | 39.271   | 38.494   | 267.3  | 17:33:57.021 | 12  |   | 1:49.283     | 34.657       | 36.958   | 37.668   | 268.6  | 17:33:21.193 |
| 13  |   | 1:50.435     | 34.842       | 37.438   | 38.155   | 268.6  | 17:35:47.456 | 13  |   | 2:01.131 P   | 34.695       | 37.249   | 49.187   | 270.0  | 17:35:22.324 |
| 14  |   |              | 41.317       | 48.187   |          | 178.2  |              | 14  |   |              | 2:58.264     | 53.002   |          | 132.1  |              |

**16** Daan van Kuijk Porsche 911 GT3 Cup **26** Jesse van Kuijk Porsche 911 GT3 Cup

GP Elite

Team GP Elite

| Lap | D | Time         | Sector 1     | Sector 2 | Sector 3 | T. Spd | Elapsed      | Lap | D | Time         | Sector 1     | Sector 2 | Sector 3 | T. Spd | Elapsed      |
|-----|---|--------------|--------------|----------|----------|--------|--------------|-----|---|--------------|--------------|----------|----------|--------|--------------|
| 1   |   | 17:02:35.955 | 17:01:07.129 | 46.030   | 42.796   | 97.9   | 17:02:35.955 | 1   |   | 17:02:42.237 | 17:01:11.777 | 45.691   | 44.769   | 131.2  | 17:02:42.237 |
| 2   |   | 2:03.753     | 38.347       | 40.289   | 45.117   | 219.9  | 17:04:39.708 | 2   |   | 2:09.942     | 38.016       | 42.050   | 49.876   | 214.7  | 17:04:52.179 |
| 3   |   | 1:51.408     | 35.304       | 37.791   | 38.313   | 252.3  | 17:06:31.116 | 3   |   | 1:51.329     | 34.984       | 38.178   | 38.167   | 262.7  | 17:06:43.508 |
| 4   |   | 1:50.821     | 35.115       | 37.640   | 38.066   | 256.5  | 17:08:21.937 | 4   |   | 1:50.692     | 34.790       | 37.882   | 38.020   | 266.0  | 17:08:34.200 |
| 5   |   | 1:51.295     | 35.047       | 37.603   | 38.645   | 255.9  | 17:10:13.232 | 5   |   | 1:50.360     | 34.673       | 37.565   | 38.122   | 269.3  | 17:10:24.560 |
| 6   |   | 1:50.703     | 34.957       | 37.506   | 38.240   | 257.1  | 17:12:03.935 | 6   |   | 1:50.519     | 34.741       | 37.681   | 38.097   | 267.3  | 17:12:15.079 |
| 7   |   | 2:07.364 P   | 36.726       | 39.027   | 51.611   | 203.3  | 17:14:11.299 | 7   |   | 1:57.559 P   | 34.798       | 37.575   | 45.186   | 266.6  | 17:14:12.638 |
| 8   |   | 12:12.083    | 10:43.809    | 45.442   | 42.832   | 156.9  | 17:26:23.382 | 8   |   | 12:11.817    | 10:47.525    | 41.420   | 42.872   | 107.4  | 17:26:24.455 |
| 9   |   | 1:56.717     | 37.349       | 39.298   | 40.070   | 227.3  | 17:28:20.099 | 9   |   | 1:57.452     | 37.046       | 39.252   | 41.154   | 222.6  | 17:28:21.907 |
| 10  |   | 1:50.537     | 35.189       | 37.463   | 37.885   | 255.9  | 17:30:10.636 | 10  |   | 1:50.020     | 34.710       | 37.512   | 37.798   | 267.3  | 17:30:11.927 |
| 11  |   | 1:50.272     | 34.785       | 37.407   | 38.080   | 257.7  | 17:32:00.908 | 11  |   | 1:49.612     | 34.539       | 37.228   | 37.845   | 268.6  | 17:32:01.539 |
| 12  |   | 1:51.770     | 34.936       | 37.698   | 39.136   | 261.5  | 17:33:52.678 | 12  |   | 1:53.858     | 34.600       | 39.555   | 39.703   | 265.3  | 17:33:55.397 |
| 13  |   | 1:50.789     | 34.842       | 37.505   | 38.442   | 261.5  | 17:35:43.467 | 13  |   | 2:02.429 P   | 34.910       | 42.181   | 45.338   | 265.3  | 17:35:57.826 |
| 14  |   |              | 43.524       | 48.324   |          | 175.8  |              | 14  |   |              | 2:27.948     | 51.335   |          | 141.5  |              |



**Autodromo Nazionale Monza**  
**Porsche Carrera Cup Deutschland**  
**Qualifying**  
**Lap Analysis**



**27** Christopher Zöchling Porsche 911 GT3 Cup **39** Philipp Sager Porsche 911 GT3 Cup

| FACH AUTO TECH |   |              |              |          |          |        | ProAm        |     | Nebulus Racing by Huber |              |              |          |          |        |              |
|----------------|---|--------------|--------------|----------|----------|--------|--------------|-----|-------------------------|--------------|--------------|----------|----------|--------|--------------|
| Lap            | D | Time         | Sector 1     | Sector 2 | Sector 3 | T. Spd | Elapsed      | Lap | D                       | Time         | Sector 1     | Sector 2 | Sector 3 | T. Spd | Elapsed      |
| 1              |   | 17:02:33.057 | 17:01:05.052 | 45.530   | 42.475   | 110.9  | 17:02:33.057 | 1   |                         | 17:03:47.118 | 17:02:21.662 | 43.203   | 42.253   | 171.7  | 17:03:47.118 |
| 2              |   | 2:02.853     | 37.907       | 40.452   | 44.494   | 196.7  | 17:04:35.910 | 2   |                         | 2:03.086     | 36.921       | 40.383   | 45.782   | 217.3  | 17:05:50.204 |
| 3              |   | 1:50.731     | 35.115       | 37.496   | 38.120   | 257.7  | 17:06:26.641 | 3   |                         | 1:53.169     | 35.621       | 38.711   | 38.837   | 250.0  | 17:07:43.373 |
| 4              |   | 1:50.564     | 35.045       | 37.357   | 38.162   | 261.5  | 17:08:17.205 | 4   |                         | 1:58.677     | 35.634       | 38.385   | 44.658   | 257.1  | 17:09:42.050 |
| 5              |   | 1:50.550     | 34.888       | 37.482   | 38.180   | 270.0  | 17:10:07.755 | 5   |                         | 1:51.759     | 35.282       | 37.917   | 38.560   | 260.8  | 17:11:33.809 |
| 6              |   | 1:50.285     | 34.775       | 37.374   | 38.136   | 268.6  | 17:11:58.040 | 6   |                         | 1:51.593     | 35.323       | 37.930   | 38.340   | 260.2  | 17:13:25.402 |
| 7              |   | 2:02.170 P   | 37.079       | 39.108   | 45.983   | 203.7  | 17:14:00.210 | 7   |                         | 2:01.232 P   | 35.889       | 38.801   | 46.542   | 251.1  | 17:15:26.634 |
| 8              |   | 12:16.577    | 10:48.876    | 44.623   | 43.078   | 127.2  | 17:26:16.787 | 8   |                         | 10:08.630    | 8:41.659     | 43.469   | 43.502   | 139.3  | 17:25:35.264 |
| 9              |   | 2:01.564     | 36.228       | 41.806   | 43.530   | 213.4  | 17:28:18.351 | 9   |                         | 1:57.276     | 36.672       | 39.565   | 41.039   | 210.1  | 17:27:32.540 |
| 10             |   | 1:51.579     | 35.108       | 38.228   | 38.243   | 256.5  | 17:30:09.930 | 10  |                         | 1:51.863     | 35.167       | 38.232   | 38.464   | 264.0  | 17:29:24.403 |
| 11             |   | 1:50.151     | 34.771       | 37.470   | 37.910   | 267.9  | 17:32:00.081 | 11  |                         | 1:51.427     | 35.149       | 38.104   | 38.174   | 260.8  | 17:31:15.830 |
| 12             |   | 1:49.732     | 34.740       | 37.222   | 37.770   | 270.0  | 17:33:49.813 | 12  |                         | 1:51.151     | 34.929       | 37.950   | 38.272   | 263.4  | 17:33:06.981 |
| 13             |   | 1:50.128     | 34.866       | 37.185   | 38.077   | 267.3  | 17:35:39.941 | 13  |                         | 1:51.222     | 35.041       | 37.810   | 38.371   | 260.2  | 17:34:58.203 |
| 14             |   | 46.445       | 48.396       |          | 165.8    |        |              | 14  |                         | 1:52.610     | 35.433       | 38.073   | 39.104   | 264.0  | 17:36:50.813 |
|                |   |              |              |          |          |        |              | 15  |                         |              | 41.312       | 45.242   |          |        | 164.6        |

**28** Christof Langer Porsche 911 GT3 Cup **41** Jukka Honkavuori Porsche 911 GT3 Cup

| FACH AUTO TECH |   |              |              |          |          |        | ProAm        |     | MRS GT-Racing |              |              |          |          |        |              |
|----------------|---|--------------|--------------|----------|----------|--------|--------------|-----|---------------|--------------|--------------|----------|----------|--------|--------------|
| Lap            | D | Time         | Sector 1     | Sector 2 | Sector 3 | T. Spd | Elapsed      | Lap | D             | Time         | Sector 1     | Sector 2 | Sector 3 | T. Spd | Elapsed      |
| 1              |   | 17:03:00.909 | 17:01:25.092 | 47.650   | 48.167   | 119.0  | 17:03:00.909 | 1   |               | 17:04:43.723 | 17:03:17.618 | 42.606   | 43.499   | 163.3  | 17:04:43.723 |
| 2              |   | 2:08.233     | 39.374       | 42.363   | 46.496   | 163.8  | 17:05:09.142 | 2   |               | 2:03.564     | 40.037       | 42.343   | 41.184   | 206.1  | 17:06:47.287 |
| 3              |   | 1:54.838     | 35.876       | 39.439   | 39.523   | 234.7  | 17:07:03.980 | 3   |               | 1:50.973     | 34.889       | 37.819   | 38.265   | 255.9  | 17:08:38.260 |
| 4              |   | 1:54.617     | 35.628       | 39.269   | 39.720   | 252.9  | 17:08:58.597 | 4   |               | 1:50.719     | 34.990       | 37.668   | 38.061   | 261.5  | 17:10:28.979 |
| 5              |   | 1:54.400     | 35.518       | 39.049   | 39.833   | 252.9  | 17:10:52.997 | 5   |               | 1:50.612     | 34.959       | 37.613   | 38.040   | 260.8  | 17:12:19.591 |
| 6              |   | 1:53.919     | 35.590       | 38.856   | 39.473   | 239.4  | 17:12:46.916 | 6   |               | 1:50.528     | 34.889       | 37.553   | 38.086   | 264.0  | 17:14:10.119 |
| 7              |   | 1:53.529     | 35.431       | 38.707   | 39.391   | 257.1  | 17:14:40.445 | 7   |               | 2:00.369 P   | 35.360       | 38.533   | 46.476   | 256.5  | 17:16:10.488 |
| 8              |   | 2:10.312 P   | 39.008       | 40.408   | 50.896   | 170.0  | 17:16:50.757 | 8   |               | 9:46.821     | 8:20.415     | 44.249   | 42.157   | 153.1  | 17:25:57.309 |
| 9              |   | 5:27.089     | 3:57.975     | 43.696   | 45.418   | 155.1  | 17:22:17.846 | 9   |               | 1:56.375     | 37.301       | 39.505   | 39.569   | 217.7  | 17:27:53.684 |
| 10             |   | 1:59.921     | 38.081       | 40.869   | 40.971   | 173.3  | 17:24:17.767 | 10  |               | 1:50.147     | 34.877       | 37.462   | 37.808   | 255.9  | 17:29:43.831 |
| 11             |   | 1:54.113     | 35.711       | 38.876   | 39.526   | 249.4  | 17:26:11.880 | 11  |               | 1:49.959     | 34.685       | 37.504   | 37.770   | 264.0  | 17:31:33.790 |
| 12             |   | 1:59.259     | 35.614       | 38.886   | 44.759   | 255.9  | 17:28:11.139 | 12  |               | 1:49.746     | 34.736       | 37.257   | 37.753   | 271.3  | 17:33:23.536 |
| 13             |   | 1:53.022     | 35.296       | 38.668   | 39.058   | 261.5  | 17:30:04.161 | 13  |               | 1:52.825     | 34.770       | 37.342   | 40.713   | 268.6  | 17:35:16.361 |
| 14             |   | 1:53.466     | 35.507       | 38.597   | 39.362   | 260.2  | 17:31:57.627 | 14  |               |              | 37.081       | 41.980   |          |        | 197.8        |
| 15             |   | 1:55.837     | 35.429       | 39.630   | 40.778   | 255.9  | 17:33:53.464 |     |               |              |              |          |          |        |              |
| 16             |   | 2:10.606 P   | 35.324       | 43.565   | 51.717   | 251.1  | 17:36:04.070 |     |               |              |              |          |          |        |              |
| 17             |   | 2:24.921     | 51.551       |          | 156.5    |        |              |     |               |              |              |          |          |        |              |

**35** Rudolf Rhyn Porsche 911 GT3 Cup **46** Fabio Citignola Porsche 911 GT3 Cup

| Allied Racing |   |              |              |          |          |        | Rookie       |     | HRT Performance |              |              |          |          |        |              |
|---------------|---|--------------|--------------|----------|----------|--------|--------------|-----|-----------------|--------------|--------------|----------|----------|--------|--------------|
| Lap           | D | Time         | Sector 1     | Sector 2 | Sector 3 | T. Spd | Elapsed      | Lap | D               | Time         | Sector 1     | Sector 2 | Sector 3 | T. Spd | Elapsed      |
| 1             |   | 17:03:49.799 | 17:02:25.157 | 42.817   | 41.825   | 159.0  | 17:03:49.799 | 1   |                 | 17:02:38.767 | 17:01:11.970 | 44.309   | 42.488   | 129.6  | 17:02:38.767 |
| 2             |   | 1:56.187     | 36.227       | 39.719   | 40.241   | 219.9  | 17:05:45.986 | 2   |                 | 2:01.381     | 37.482       | 39.627   | 44.272   | 191.8  | 17:04:40.148 |
| 3             |   | 1:53.297     | 35.493       | 38.763   | 39.041   | 235.2  | 17:07:39.283 | 3   |                 | 1:52.472     | 35.056       | 38.419   | 38.997   | 257.1  | 17:06:32.620 |
| 4             |   | 1:55.324     | 35.298       | 38.484   | 41.542   | 258.3  | 17:09:34.607 | 4   |                 | 1:51.193     | 35.020       | 37.881   | 38.292   | 258.3  | 17:08:23.813 |
| 5             |   | 1:52.070     | 35.355       | 38.236   | 38.479   | 244.3  | 17:11:26.677 | 5   |                 | 1:51.066     | 34.958       | 37.737   | 38.371   | 263.4  | 17:10:14.879 |
| 6             |   | 1:51.883     | 35.216       | 38.194   | 38.473   | 252.3  | 17:13:18.560 | 6   |                 | 1:57.605 P   | 35.145       | 37.712   | 44.748   | 258.3  | 17:12:12.484 |
| 7             |   | 1:54.899     | 35.422       | 38.550   | 40.927   | 251.1  | 17:15:13.459 | 7   |                 | 13:14.391    | 11:43.796    | 47.022   | 43.573   | 123.8  | 17:25:26.875 |
| 8             |   | 2:00.313 P   | 35.399       | 38.153   | 46.761   | 243.7  | 17:17:13.772 | 8   |                 | 1:57.258     | 37.377       | 40.191   | 39.690   | 219.9  | 17:27:24.133 |
| 9             |   | 8:15.120     | 6:48.860     | 44.535   | 41.725   | 132.6  | 17:25:28.892 | 9   |                 | 1:51.078     | 35.044       | 37.757   | 38.277   | 261.5  | 17:29:15.211 |
| 10            |   | 1:57.059     | 37.139       | 39.985   | 39.935   | 190.4  | 17:27:25.951 | 10  |                 | 1:51.186     | 35.143       | 37.718   | 38.325   | 256.5  | 17:31:06.397 |
| 11            |   | 1:52.210     | 35.246       | 38.295   | 38.669   | 252.3  | 17:29:18.161 | 11  |                 | 1:50.513     | 35.018       | 37.515   | 37.980   | 267.9  | 17:32:56.910 |
| 12            |   | 1:51.011     | 34.929       | 37.883   | 38.199   | 263.4  | 17:31:09.172 | 12  |                 | 1:50.700     | 34.977       | 37.438   | 38.285   | 267.9  | 17:34:47.610 |
| 13            |   | 1:50.834     | 34.942       | 37.795   | 38.097   | 259.6  | 17:33:00.006 | 13  |                 | 1:51.449     | 34.879       | 37.586   | 38.984   | 270.6  | 17:36:39.059 |
| 14            |   | 1:51.184     | 35.091       | 37.779   | 38.314   | 258.3  | 17:34:51.190 | 14  |                 |              | 39.962       | 46.594   |          |        | 173.6        |
| 15            |   | 1:51.287     | 34.893       | 37.895   | 38.499   | 261.5  | 17:36:42.477 |     |                 |              |              |          |          |        |              |
| 16            |   | 38.144       | 46.910       |          | 179.7    |        |              |     |                 |              |              |          |          |        |              |





**Autodromo Nazionale Monza**  
**Porsche Carrera Cup Deutschland**  
**Qualifying**  
**Lap Analysis**



**96**

Jan-Erik Slooten

Porsche 911 GT3 Cup

ProAm

Phoenix Racing

| Lap | D | Time                | Sector 1      | Sector 2      | Sector 3      | T. Spd | Elapsed      |
|-----|---|---------------------|---------------|---------------|---------------|--------|--------------|
| 1   |   | 17:02:51.486        | 17:01:18.393  | 46.611        | 46.482        | 132.8  | 17:02:51.486 |
| 2   |   | 2:08.817            | 39.840        | 42.019        | 46.958        | 179.4  | 17:05:00.303 |
| 3   |   | 1:55.249            | 36.271        | 39.476        | 39.502        | 219.5  | 17:06:55.552 |
| 4   |   | 1:53.153            | 35.732        | 38.327        | 39.094        | 238.4  | 17:08:48.705 |
| 5   |   | 1:52.565            | 35.334        | 38.345        | 38.886        | 235.8  | 17:10:41.270 |
| 6   |   | 1:53.069            | 35.664        | 38.478        | 38.927        | 253.5  | 17:12:34.339 |
| 7   |   | 1:52.549            | 35.375        | 38.351        | 38.823        | 256.5  | 17:14:26.888 |
| 8   |   | 1:58.859 P          | 35.368        | 38.314        | 45.177        | 253.5  | 17:16:25.747 |
| 9   |   | 7:41.377            | 6:16.532      | 42.944        | 41.901        | 177.6  | 17:24:07.124 |
| 10  |   | 1:54.979            | 36.653        | 39.087        | 39.239        | 208.8  | 17:26:02.103 |
| 11  |   | <del>1:54.483</del> | 35.420        | 38.204        | 40.859        | 249.4  | 17:27:56.586 |
| 12  |   | <del>1:56.427</del> | 38.471        | 39.059        | 38.897        | 232.2  | 17:29:53.013 |
| 13  |   | 1:52.469            | 35.415        | 38.340        | 38.714        | 239.4  | 17:31:45.482 |
| 14  |   | <b>1:51.838</b>     | 35.352        | <b>38.060</b> | <b>38.426</b> | 256.5  | 17:33:37.320 |
| 15  |   | 1:52.096            | <b>35.061</b> | 38.212        | 38.823        | 258.3  | 17:35:29.416 |
| 16  |   |                     | 37.728        | 40.114        |               | 184.9  |              |

**99**

Bastian Buus

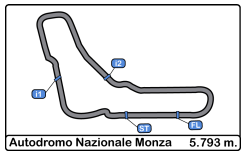
Porsche 911 GT3 Cup

Rookie

Allied Racing

| Lap | D | Time                | Sector 1      | Sector 2      | Sector 3      | T. Spd | Elapsed      |
|-----|---|---------------------|---------------|---------------|---------------|--------|--------------|
| 1   |   | 17:03:42.604        | 17:02:17.737  | 43.198        | 41.669        | 186.2  | 17:03:42.604 |
| 2   |   | 1:53.421            | 36.194        | 38.232        | 38.995        | 251.1  | 17:05:36.025 |
| 3   |   | 1:50.444            | 35.003        | 37.485        | 37.956        | 267.9  | 17:07:26.469 |
| 4   |   | 1:51.996            | 34.822        | 37.591        | 39.583        | 272.0  | 17:09:18.465 |
| 5   |   | 1:50.547            | 35.042        | 37.384        | 38.121        | 270.6  | 17:11:09.012 |
| 6   |   | 2:00.506 P          | 36.509        | 37.847        | 46.150        | 274.1  | 17:13:09.518 |
| 7   |   | 12:40.187           | 11:11.758     | 43.375        | 45.054        | 126.4  | 17:25:49.705 |
| 8   |   | 1:56.653            | 35.325        | 37.870        | 43.458        | 266.0  | 17:27:46.358 |
| 9   |   | <del>1:52.946</del> | 36.224        | 38.221        | 38.501        | 214.7  | 17:29:39.304 |
| 10  |   | <b>1:49.885</b>     | 34.748        | <b>37.258</b> | 37.879        | 273.4  | 17:31:29.189 |
| 11  |   | 1:49.930            | 34.816        | 37.273        | <b>37.841</b> | 271.3  | 17:33:19.119 |
| 12  |   | 1:59.772            | <b>34.679</b> | 39.992        | 45.101        | 273.4  | 17:35:18.891 |
| 13  |   |                     | 37.447        | 40.550        |               | 198.8  |              |



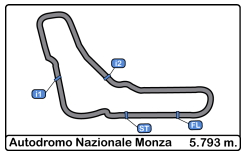


**Autodromo Nazionale Monza**  
**Porsche Carrera Cup Deutschland**  
**Qualifying**

**PORSCHE**  
**CARRERA CUP**  
**DEUTSCHLAND**

**Best Sectors Results**

| Sector - 1 |    |                      | Sector - 2 |    |                      | Sector - 3 |    |                      | Ideal Lap vs Best Lap |      |    |                      |           |          |      |
|------------|----|----------------------|------------|----|----------------------|------------|----|----------------------|-----------------------|------|----|----------------------|-----------|----------|------|
| Clas       | Nº | Driver               | Time       | Nº | Driver               | Time       | Nº | Driver               | Time                  | Clas | Nº | Driver               | Ideal Lap | Best Lap | Clas |
| 1          | 26 | Jesse van Kuijk      | 34.539     | 25 | Larry ten Voorde     | 36.958     | 25 | Larry ten Voorde     | 37.665                | 1    | 25 | Larry ten Voorde     | 1:49.280  | 1:49.283 | 1    |
| 2          | 53 | Ayhancan Güven       | 34.620     | 53 | Ayhancan Güven       | 37.012     | 92 | Laurin Heinrich      | 37.684                | 2    | 53 | Ayhancan Güven       | 1:49.395  | 1:49.462 | 3    |
| 3          | 92 | Laurin Heinrich      | 34.633     | 77 | Leon Köhler          | 37.079     | 41 | Jukka Honkavuori     | 37.753                | 3    | 92 | Laurin Heinrich      | 1:49.406  | 1:49.449 | 2    |
| 4          | 11 | Morris Schuring      | 34.653     | 92 | Laurin Heinrich      | 37.089     | 53 | Ayhancan Güven       | 37.763                | 4    | 26 | Jesse van Kuijk      | 1:49.565  | 1:49.612 | 4    |
| 5          | 25 | Larry ten Voorde     | 34.657     | 27 | Christopher Zöchling | 37.185     | 27 | Christopher Zöchling | 37.770                | 5    | 77 | Leon Köhler          | 1:49.672  | 1:49.709 | 5    |
| 6          | 99 | Bastian Buus         | 34.679     | 57 | Rudy van Buren       | 37.198     | 26 | Jesse van Kuijk      | 37.798                | 6    | 27 | Christopher Zöchling | 1:49.695  | 1:49.732 | 6    |
| 7          | 41 | Jukka Honkavuori     | 34.685     | 4  | Loek Hartog          | 37.227     | 99 | Bastian Buus         | 37.841                | 7    | 41 | Jukka Honkavuori     | 1:49.695  | 1:49.746 | 7    |
| 8          | 27 | Christopher Zöchling | 34.740     | 26 | Jesse van Kuijk      | 37.228     | 11 | Morris Schuring      | 37.847                | 8    | 99 | Bastian Buus         | 1:49.778  | 1:49.885 | 8    |
| 9          | 77 | Leon Köhler          | 34.743     | 41 | Jukka Honkavuori     | 37.257     | 77 | Leon Köhler          | 37.850                | 9    | 11 | Morris Schuring      | 1:49.870  | 1:50.181 | 11   |
| 10         | 16 | Daan van Kuijk       | 34.785     | 99 | Bastian Buus         | 37.258     | 15 | Lucas Groeneveld     | 37.873                | 10   | 57 | Rudy van Buren       | 1:49.962  | 1:50.047 | 10   |
| 11         | 18 | Julian Hanses        | 34.807     | 11 | Morris Schuring      | 37.370     | 16 | Daan van Kuijk       | 37.885                | 11   | 4  | Loek Hartog          | 1:50.020  | 1:50.022 | 9    |
| 12         | 4  | Loek Hartog          | 34.814     | 16 | Daan van Kuijk       | 37.407     | 57 | Rudy van Buren       | 37.944                | 12   | 16 | Daan van Kuijk       | 1:50.077  | 1:50.272 | 12   |
| 13         | 57 | Rudy van Buren       | 34.820     | 15 | Lucas Groeneveld     | 37.438     | 18 | Julian Hanses        | 37.967                | 13   | 15 | Lucas Groeneveld     | 1:50.142  | 1:50.388 | 14   |
| 14         | 15 | Lucas Groeneveld     | 34.831     | 46 | Fabio Citignola      | 37.438     | 4  | Loek Hartog          | 37.979                | 14   | 18 | Julian Hanses        | 1:50.275  | 1:50.275 | 13   |
| 15         | 46 | Fabio Citignola      | 34.879     | 18 | Julian Hanses        | 37.501     | 46 | Fabio Citignola      | 37.980                | 15   | 46 | Fabio Citignola      | 1:50.297  | 1:50.513 | 15   |
| 16         | 35 | Rudolf Rhyn          | 34.893     | 10 | Sandro Kaibach       | 37.682     | 6  | Carlos Rivas         | 38.064                | 16   | 6  | Carlos Rivas         | 1:50.673  | 1:50.841 | 17   |
| 17         | 89 | Bashar Mardini       | 34.916     | 6  | Carlos Rivas         | 37.685     | 35 | Rudolf Rhyn          | 38.097                | 17   | 35 | Rudolf Rhyn          | 1:50.769  | 1:50.834 | 16   |
| 18         | 6  | Carlos Rivas         | 34.924     | 35 | Rudolf Rhyn          | 37.779     | 39 | Philipp Sager        | 38.174                | 18   | 39 | Philipp Sager        | 1:50.913  | 1:51.151 | 20   |
| 19         | 39 | Philipp Sager        | 34.929     | 39 | Philipp Sager        | 37.810     | 7  | Kim Hauschild        | 38.244                | 19   | 10 | Sandro Kaibach       | 1:50.991  | 1:50.991 | 18   |
| 20         | 10 | Sandro Kaibach       | 34.948     | 89 | Bashar Mardini       | 37.900     | 89 | Bashar Mardini       | 38.284                | 20   | 89 | Bashar Mardini       | 1:51.100  | 1:51.100 | 19   |
| 21         | 8  | Georgi Donchev       | 35.057     | 7  | Kim Hauschild        | 37.928     | 14 | Ahmad Alshehab       | 38.316                | 21   | 7  | Kim Hauschild        | 1:51.264  | 1:51.390 | 21   |
| 22         | 96 | Jan-Erik Slooten     | 35.061     | 14 | Ahmad Alshehab       | 37.987     | 10 | Sandro Kaibach       | 38.361                | 22   | 14 | Ahmad Alshehab       | 1:51.456  | 1:51.685 | 22   |
| 23         | 7  | Kim Hauschild        | 35.092     | 96 | Jan-Erik Slooten     | 38.060     | 96 | Jan-Erik Slooten     | 38.426                | 23   | 96 | Jan-Erik Slooten     | 1:51.547  | 1:51.838 | 23   |
| 24         | 14 | Ahmad Alshehab       | 35.153     | 8  | Georgi Donchev       | 38.138     | 8  | Georgi Donchev       | 38.597                | 24   | 8  | Georgi Donchev       | 1:51.792  | 1:52.091 | 24   |
| 25         | 28 | Christof Langer      | 35.296     | 28 | Christof Langer      | 38.597     | 28 | Christof Langer      | 39.058                | 25   | 28 | Christof Langer      | 1:52.951  | 1:53.022 | 25   |
| 26         | 69 | Holger Harmsen       | 35.376     | 69 | Holger Harmsen       | 38.855     | 69 | Holger Harmsen       | 40.406                | 26   | 69 | Holger Harmsen       | 1:54.637  | 1:54.637 | 26   |



**Autodromo Nazionale Monza**  
**Porsche Carrera Cup Deutschland**  
**Qualifying**  
**Best 5 Lap Times**

**PORSCHE**  
**CARRERA CUP**  
**DEUTSCHLAND**

| Cls | N° | Driver               | Nat | Team                  | Nat | Vehicle             | Cat    | Cls | Best 1   |     | Best 2   |     | Best 3   |     | Best 4   |     | Best 5   |     |
|-----|----|----------------------|-----|-----------------------|-----|---------------------|--------|-----|----------|-----|----------|-----|----------|-----|----------|-----|----------|-----|
|     |    |                      |     |                       |     |                     |        |     | Time     | Lap | Time     | Lap | Time     | Lap | Time     | Lap | Time     | Lap |
| 1   | 25 | Larry ten Voorde     |     | Team GP Elite         |     | Porsche 911 GT3 Cup |        |     | 1:49.283 | 12  | 1:49.360 | 11  | 1:49.755 | 10  | 1:50.064 | 6   | 1:50.195 | 5   |
| 2   | 92 | Laurin Heinrich      |     | VAN BERGHE Huber      |     | Porsche 911 GT3 Cup |        |     | 1:49.449 | 11  | 1:49.819 | 12  | 1:49.849 | 10  | 1:50.003 | 6   | 1:50.236 | 5   |
| 3   | 53 | Ayhancan Güven       |     | Phoenix Racing        |     | Porsche 911 GT3 Cup |        |     | 1:49.462 | 11  | 1:49.554 | 12  | 1:49.672 | 13  | 1:49.896 | 6   | 1:49.966 | 10  |
| 4   | 26 | Jesse van Kuijk      |     | Team GP Elite         |     | Porsche 911 GT3 Cup |        |     | 1:49.612 | 11  | 1:50.020 | 10  | 1:50.360 | 5   | 1:50.519 | 6   | 1:50.692 | 4   |
| 5   | 77 | Leon Köhler          |     | Nebulus Racing by     |     | Porsche 911 GT3 Cup |        |     | 1:49.709 | 11  | 1:49.924 | 9   | 1:49.994 | 5   | 1:49.994 | 12  | 1:50.284 | 3   |
| 6   | 27 | Christopher Zöchling |     | FACH AUTO TECH        |     | Porsche 911 GT3 Cup |        |     | 1:49.732 | 12  | 1:50.128 | 13  | 1:50.151 | 11  | 1:50.285 | 6   | 1:50.550 | 5   |
| 7   | 41 | Jukka Honkavuori     |     | MRS GT-Racing         |     | Porsche 911 GT3 Cup |        |     | 1:49.746 | 12  | 1:49.959 | 11  | 1:50.147 | 10  | 1:50.528 | 6   | 1:50.612 | 5   |
| 8   | 99 | Bastian Buus         |     | Allied Racing         |     | Porsche 911 GT3 Cup | Rookie | 1   | 1:49.885 | 10  | 1:49.930 | 11  | 1:50.444 | 3   | 1:50.547 | 5   | 1:51.996 | 4   |
| 9   | 4  | Loek Hartog          |     | Black Falcon Team     |     | Porsche 911 GT3 Cup | Rookie | 2   | 1:50.022 | 9   | 1:50.185 | 11  | 1:50.250 | 10  | 1:50.459 | 4   | 1:50.659 | 8   |
| 10  | 57 | Rudy van Buren       |     | CarTech Motorsport by |     | Porsche 911 GT3 Cup |        |     | 1:50.047 | 9   | 1:50.053 | 10  | 1:50.119 | 4   | 1:50.815 | 3   | 1:51.094 | 5   |
| 11  | 11 | Morris Schuring      |     | Team GP Elite         |     | Porsche 911 GT3 Cup | Rookie | 3   | 1:50.181 | 12  | 1:50.236 | 13  | 1:50.483 | 10  | 1:50.509 | 4   | 1:50.567 | 6   |
| 12  | 16 | Daan van Kuijk       |     | GP Elite              |     | Porsche 911 GT3 Cup |        |     | 1:50.272 | 11  | 1:50.537 | 10  | 1:50.703 | 6   | 1:50.789 | 13  | 1:50.821 | 4   |
| 13  | 18 | Julian Hanses        |     | HRT Performance       |     | Porsche 911 GT3 Cup |        |     | 1:50.275 | 12  | 1:50.782 | 14  | 1:50.923 | 6   | 1:51.094 | 10  | 1:51.227 | 5   |
| 14  | 15 | Lucas Groeneveld     |     | GP Elite              |     | Porsche 911 GT3 Cup |        |     | 1:50.388 | 10  | 1:50.435 | 13  | 1:50.682 | 5   | 1:50.859 | 11  | 1:50.963 | 4   |
| 15  | 46 | Fabio Citignola      |     | HRT Performance       |     | Porsche 911 GT3 Cup | Rookie | 4   | 1:50.513 | 11  | 1:50.700 | 12  | 1:51.066 | 5   | 1:51.078 | 9   | 1:51.186 | 10  |
| 16  | 35 | Rudolf Rhyn          |     | Allied Racing         |     | Porsche 911 GT3 Cup | Rookie | 5   | 1:50.834 | 13  | 1:51.011 | 12  | 1:51.184 | 14  | 1:51.287 | 15  | 1:51.883 | 6   |
| 17  | 6  | Carlos Rivas         |     | Black Falcon Team     |     | Porsche 911 GT3 Cup | ProAm  | 1   | 1:50.841 | 12  | 1:51.034 | 14  | 1:51.192 | 13  | 1:51.535 | 7   | 1:51.684 | 11  |
| 18  | 10 | Sandro Kaibach       |     | FACH AUTO TECH        |     | Porsche 911 GT3 Cup |        |     | 1:50.991 | 4   | 1:53.092 | 3   | 2:03.149 | 8   | 2:10.096 | 2   | 2:14.871 | 5   |
| 19  | 89 | Bashar Mardini       |     | VAN BERGHE Huber      |     | Porsche 911 GT3 Cup | ProAm  | 2   | 1:51.100 | 9   | 1:51.681 | 12  | 1:51.844 | 8   | 1:52.149 | 3   | 1:54.603 | 4   |
| 20  | 39 | Philipp Sager        |     | Nebulus Racing by     |     | Porsche 911 GT3 Cup | ProAm  | 3   | 1:51.151 | 12  | 1:51.222 | 13  | 1:51.427 | 11  | 1:51.593 | 6   | 1:51.759 | 5   |
| 21  | 7  | Kim Hauschild        |     | HRT Motorsport        |     | Porsche 911 GT3 Cup | ProAm  | 4   | 1:51.390 | 16  | 1:51.431 | 7   | 1:51.567 | 14  | 1:51.720 | 15  | 1:51.801 | 6   |
| 22  | 14 | Ahmad Alshehab       |     | MRS GT-Racing         |     | Porsche 911 GT3 Cup | ProAm  | 5   | 1:51.685 | 14  | 1:51.700 | 13  | 1:52.040 | 12  | 1:52.167 | 6   | 1:52.346 | 4   |
| 23  | 96 | Jan-Erik Slooten     |     | Phoenix Racing        |     | Porsche 911 GT3 Cup | ProAm  | 6   | 1:51.838 | 14  | 1:52.096 | 15  | 1:52.469 | 13  | 1:52.549 | 7   | 1:52.565 | 5   |
| 24  | 8  | Georgi Donchev       |     | Nebulus Racing by     |     | Porsche 911 GT3 Cup | ProAm  | 7   | 1:52.091 | 11  | 1:52.163 | 5   | 1:52.172 | 14  | 1:52.258 | 12  | 1:52.287 | 13  |
| 25  | 28 | Christof Langer      |     | FACH AUTO TECH        |     | Porsche 911 GT3 Cup | ProAm  | 8   | 1:53.022 | 13  | 1:53.466 | 14  | 1:53.529 | 7   | 1:53.919 | 6   | 1:54.113 | 11  |
| 26  | 69 | Holger Harmsen       |     | HRT Motorsport        |     | Porsche 911 GT3 Cup | ProAm  | 9   | 1:54.637 | 15  | 1:55.754 | 8   | 1:55.758 | 10  | 1:55.837 | 13  | 1:56.026 | 7   |



**Autodromo Nazionale Monza**  
**Porsche Carrera Cup Deutschland**  
**Qualifying**  
**Best 5 Top Speeds**

**PORSCHE**  
**CARRERA CUP**  
**DEUTSCHLAND**

| Cls | N° | Driver               | Nat | Team                  | Nat | Vehicle             | Cat    | Cls | Top 1 |     | Top 2 |     | Top 3 |     | Top 4 |     | Top 5 |     | Avg   |
|-----|----|----------------------|-----|-----------------------|-----|---------------------|--------|-----|-------|-----|-------|-----|-------|-----|-------|-----|-------|-----|-------|
|     |    |                      |     |                       |     |                     |        |     | Km/h  | Lap | Km/h  | Lap | Km/h  | Lap | Km/h  | Lap | Km/h  | Lap |       |
| 1   | 18 | Julian Hanses        | DEU | HRT Performance       | DEU | Porsche 911 GT3 Cup |        |     | 276.2 | 13  | 274.1 | 11  | 268.6 | 12  | 266.0 | 10  | 265.3 | 4   | 270.0 |
| 2   | 77 | Leon Köhler          | DEU | Nebulus Racing by     | DEU | Porsche 911 GT3 Cup |        |     | 274.8 | 10  | 272.7 | 6   | 269.3 | 3   | 269.3 | 5   | 269.3 | 9   | 271.1 |
| 3   | 99 | Bastian Buus         | DNK | Allied Racing         | DEU | Porsche 911 GT3 Cup | Rookie | 1   | 274.1 | 6   | 273.4 | 10  | 273.4 | 12  | 272.0 | 4   | 271.3 | 11  | 272.8 |
| 4   | 41 | Jukka Honkavuori     | FIN | MRS GT-Racing         | DEU | Porsche 911 GT3 Cup |        |     | 271.3 | 12  | 268.6 | 13  | 264.0 | 6   | 264.0 | 11  | 261.5 | 4   | 265.9 |
| 5   | 46 | Fabio Citignola      | DEU | HRT Performance       | DEU | Porsche 911 GT3 Cup | Rookie | 2   | 270.6 | 13  | 267.9 | 11  | 267.9 | 12  | 263.4 | 5   | 261.5 | 9   | 266.3 |
| 6   | 11 | Morris Schuring      | NLD | Team GP Elite         | NLD | Porsche 911 GT3 Cup | Rookie | 3   | 270.0 | 6   | 270.0 | 7   | 269.3 | 5   | 267.3 | 4   | 267.3 | 10  | 268.7 |
| 7   | 25 | Larry ten Voorde     | NLD | Team GP Elite         | NLD | Porsche 911 GT3 Cup |        |     | 270.0 | 13  | 268.6 | 12  | 266.6 | 11  | 264.7 | 6   | 263.4 | 7   | 266.6 |
| 8   | 27 | Christopher Zöchling | DEU | FACH AUTO TECH        | CHE | Porsche 911 GT3 Cup |        |     | 270.0 | 5   | 270.0 | 12  | 268.6 | 6   | 267.9 | 11  | 267.3 | 13  | 268.7 |
| 9   | 92 | Laurin Heinrich      | DEU | VAN BERGHE Huber      | DEU | Porsche 911 GT3 Cup |        |     | 270.0 | 7   | 269.3 | 5   | 269.3 | 10  | 269.3 | 11  | 269.3 | 12  | 269.4 |
| 10  | 8  | Georgi Donchev       | BGR | Nebulus Racing by     | DEU | Porsche 911 GT3 Cup | ProAm  | 1   | 269.3 | 14  | 267.3 | 15  | 266.0 | 12  | 264.0 | 11  | 262.7 | 6   | 265.8 |
| 11  | 26 | Jesse van Kuijk      | NLD | Team GP Elite         | NLD | Porsche 911 GT3 Cup |        |     | 269.3 | 5   | 268.6 | 11  | 267.3 | 6   | 267.3 | 10  | 266.6 | 7   | 267.8 |
| 12  | 53 | Ayhancan Güven       | TUR | Phoenix Racing        | DEU | Porsche 911 GT3 Cup |        |     | 269.3 | 12  | 269.3 | 13  | 268.6 | 11  | 267.9 | 6   | 266.6 | 5   | 268.3 |
| 13  | 15 | Lucas Groeneveld     | NLD | GP Elite              | NLD | Porsche 911 GT3 Cup |        |     | 268.6 | 13  | 267.3 | 11  | 267.3 | 12  | 265.3 | 6   | 264.7 | 4   | 266.6 |
| 14  | 57 | Rudy van Buren       | NLD | CarTech Motorsport by | DEU | Porsche 911 GT3 Cup |        |     | 268.6 | 4   | 268.6 | 11  | 267.3 | 12  | 266.0 | 6   | 266.0 | 10  | 267.3 |
| 15  | 7  | Kim Hauschild        | DEU | HRT Motorsport        | DEU | Porsche 911 GT3 Cup | ProAm  | 2   | 267.9 | 15  | 267.3 | 12  | 266.0 | 5   | 265.3 | 8   | 265.3 | 13  | 266.4 |
| 16  | 89 | Bashar Mardini       | ARE | VAN BERGHE Huber      | DEU | Porsche 911 GT3 Cup | ProAm  | 3   | 266.6 | 10  | 266.0 | 8   | 265.3 | 12  | 264.7 | 9   | 262.7 | 5   | 265.1 |
| 17  | 10 | Sandro Kaibach       | DEU | FACH AUTO TECH        | CHE | Porsche 911 GT3 Cup |        |     | 266.0 | 4   | 254.7 | 8   | 240.5 | 3   | 226.8 | 7   | 210.1 | 2   | 239.6 |
| 18  | 69 | Holger Harmsen       | DEU | HRT Motorsport        | DEU | Porsche 911 GT3 Cup | ProAm  | 4   | 266.0 | 13  | 262.7 | 14  | 260.2 | 8   | 259.6 | 10  | 257.7 | 9   | 261.2 |
| 19  | 39 | Philipp Sager        | AUT | Nebulus Racing by     | DEU | Porsche 911 GT3 Cup | ProAm  | 5   | 264.0 | 10  | 264.0 | 14  | 263.4 | 12  | 260.8 | 5   | 260.8 | 11  | 262.6 |
| 20  | 6  | Carlos Rivas         | LUX | Black Falcon Team     | DEU | Porsche 911 GT3 Cup | ProAm  | 6   | 263.4 | 14  | 262.1 | 12  | 262.1 | 13  | 260.8 | 15  | 255.9 | 7   | 260.8 |
| 21  | 14 | Ahmad Alshehab       | KWT | MRS GT-Racing         | DEU | Porsche 911 GT3 Cup | ProAm  | 7   | 263.4 | 16  | 262.7 | 13  | 262.1 | 12  | 262.1 | 15  | 259.6 | 14  | 262.0 |
| 22  | 35 | Rudolf Rhyn          | CHE | Allied Racing         | DEU | Porsche 911 GT3 Cup | Rookie | 4   | 263.4 | 12  | 261.5 | 15  | 259.6 | 13  | 258.3 | 4   | 258.3 | 14  | 260.2 |
| 23  | 16 | Daan van Kuijk       | NLD | GP Elite              | NLD | Porsche 911 GT3 Cup |        |     | 261.5 | 12  | 261.5 | 13  | 257.7 | 11  | 257.1 | 6   | 256.5 | 4   | 258.8 |
| 24  | 28 | Christof Langer      | DEU | FACH AUTO TECH        | CHE | Porsche 911 GT3 Cup | ProAm  | 8   | 261.5 | 13  | 260.2 | 14  | 257.1 | 7   | 255.9 | 12  | 255.9 | 15  | 258.1 |
| 25  | 4  | Loek Hartog          | NLD | Black Falcon Team     | DEU | Porsche 911 GT3 Cup | Rookie | 5   | 260.8 | 11  | 260.2 | 4   | 260.2 | 9   | 258.9 | 5   | 258.9 | 10  | 259.8 |
| 26  | 96 | Jan-Erik Slooten     | DEU | Phoenix Racing        | DEU | Porsche 911 GT3 Cup | ProAm  | 9   | 258.3 | 15  | 256.5 | 7   | 256.5 | 14  | 253.5 | 6   | 253.5 | 8   | 255.6 |



Autodromo Nazionale Monza  
Porsche Carrera Cup Deutschland  
Qualifying

**PORSCHE**  
CARRERA CUP  
DEUTSCHLAND

Fastest Laps Sequence

| Lap | Time of Day  | Session Time | N° | Driver           | Nat | Team                  | Nat | Vehicle             | Cat    | Time            | Km/h  |
|-----|--------------|--------------|----|------------------|-----|-----------------------|-----|---------------------|--------|-----------------|-------|
| 2   | 17:04:34.570 | 4:34.570     | 92 | Laurin Heinrich  |     | VAN BERGHE Huber      |     | Porsche 911 GT3 Cup |        | <b>2:02.304</b> | 170.5 |
| 2   | 17:04:38.434 | 4:38.434     | 18 | Julian Hanses    |     | HRT Performance       |     | Porsche 911 GT3 Cup |        | <b>2:02.059</b> | 170.8 |
| 2   | 17:04:40.148 | 4:40.148     | 46 | Fabio Citignola  |     | HRT Performance       |     | Porsche 911 GT3 Cup | Rookie | <b>2:01.381</b> | 171.8 |
| 2   | 17:05:36.025 | 5:36.025     | 99 | Bastian Buus     |     | Allied Racing         |     | Porsche 911 GT3 Cup | Rookie | <b>1:53.421</b> | 183.8 |
| 3   | 17:06:24.827 | 6:24.827     | 92 | Laurin Heinrich  |     | VAN BERGHE Huber      |     | Porsche 911 GT3 Cup |        | <b>1:50.257</b> | 189.1 |
| 3   | 17:06:27.019 | 6:27.019     | 53 | Ayhancan Güven   |     | Phoenix Racing        |     | Porsche 911 GT3 Cup |        | <b>1:50.228</b> | 189.1 |
| 4   | 17:08:18.724 | 8:18.724     | 57 | Rudy van Buren   |     | CarTech Motorsport by |     | Porsche 911 GT3 Cup |        | <b>1:50.119</b> | 189.3 |
| 5   | 17:11:14.155 | 11:14.155    | 77 | Leon Köhler      |     | Nebulus Racing by     |     | Porsche 911 GT3 Cup |        | <b>1:49.994</b> | 189.5 |
| 6   | 17:11:58.240 | 11:58.240    | 53 | Ayhancan Güven   |     | Phoenix Racing        |     | Porsche 911 GT3 Cup |        | <b>1:49.896</b> | 189.7 |
| 10  | 17:29:42.550 | 29:42.550    | 25 | Larry ten Voorde |     | Team GP Elite         |     | Porsche 911 GT3 Cup |        | <b>1:49.755</b> | 190.0 |
| 11  | 17:31:02.140 | 31:02.140    | 53 | Ayhancan Güven   |     | Phoenix Racing        |     | Porsche 911 GT3 Cup |        | <b>1:49.462</b> | 190.5 |
| 11  | 17:31:31.910 | 31:31.910    | 25 | Larry ten Voorde |     | Team GP Elite         |     | Porsche 911 GT3 Cup |        | <b>1:49.360</b> | 190.6 |
| 12  | 17:33:21.193 | 33:21.193    | 25 | Larry ten Voorde |     | Team GP Elite         |     | Porsche 911 GT3 Cup |        | <b>1:49.283</b> | 190.8 |




**Autodromo Nazionale Monza**  
**Porsche Carrera Cup Deutschland**  
**Qualifying**

**PORSCHE**  
**CARRERA CUP**  
**DEUTSCHLAND**

**Event Best Maximum Speed**

| N° | Driver               | Nat | Team                  | Nat | Vehicle             | Cat    | Clas | Km/h  | Session       |
|----|----------------------|-----|-----------------------|-----|---------------------|--------|------|-------|---------------|
| 18 | Julian Hanses        | DEU | HRT Performance       | DEU | Porsche 911 GT3 Cup |        |      | 276.2 | Qualifying    |
| 77 | Leon Köhler          | DEU | Nebulus Racing by     | DEU | Porsche 911 GT3 Cup |        |      | 274.8 | Qualifying    |
| 99 | Bastian Buus         | DNK | Allied Racing         | DEU | Porsche 911 GT3 Cup | Rookie | 1    | 274.1 | Qualifying    |
| 69 | Holger Harmsen       | DEU | HRT Motorsport        | DEU | Porsche 911 GT3 Cup | ProAm  | 1    | 271.3 | Free Practice |
| 46 | Fabio Citignola      | DEU | HRT Performance       | DEU | Porsche 911 GT3 Cup | Rookie | 2    | 271.3 | Free Practice |
| 41 | Jukka Honkavuori     | FIN | MRS GT-Racing         | DEU | Porsche 911 GT3 Cup |        |      | 271.3 | Qualifying    |
| 53 | Ayhancan Güven       | TUR | Phoenix Racing        | DEU | Porsche 911 GT3 Cup |        |      | 270.6 | Free Practice |
| 92 | Laurin Heinrich      | DEU | VAN BERGHE Huber      | DEU | Porsche 911 GT3 Cup |        |      | 270.6 | Free Practice |
| 57 | Rudy van Buren       | NLD | CarTech Motorsport by | DEU | Porsche 911 GT3 Cup |        |      | 270.0 | Free Practice |
| 10 | Sandro Kaibach       | DEU | FACH AUTO TECH        | CHE | Porsche 911 GT3 Cup |        |      | 270.0 | Free Practice |
| 27 | Christopher Zöchling | DEU | FACH AUTO TECH        | CHE | Porsche 911 GT3 Cup |        |      | 270.0 | Free Practice |
| 11 | Morris Schuring      | NLD | Team GP Elite         | NLD | Porsche 911 GT3 Cup | Rookie | 3    | 270.0 | Qualifying    |
| 25 | Larry ten Voorde     | NLD | Team GP Elite         | NLD | Porsche 911 GT3 Cup |        |      | 270.0 | Qualifying    |
| 26 | Jesse van Kuijk      | NLD | Team GP Elite         | NLD | Porsche 911 GT3 Cup |        |      | 269.3 | Qualifying    |
| 8  | Georgi Donchev       | BGR | Nebulus Racing by     | DEU | Porsche 911 GT3 Cup | ProAm  | 2    | 269.3 | Qualifying    |
| 15 | Lucas Groeneveld     | NLD | GP Elite              | NLD | Porsche 911 GT3 Cup |        |      | 268.6 | Qualifying    |
| 7  | Kim Hauschild        | DEU | HRT Motorsport        | DEU | Porsche 911 GT3 Cup | ProAm  | 3    | 267.9 | Free Practice |
| 89 | Bashar Mardini       | ARE | VAN BERGHE Huber      | DEU | Porsche 911 GT3 Cup | ProAm  | 4    | 266.6 | Qualifying    |
| 4  | Loek Hartog          | NLD | Black Falcon Team     | DEU | Porsche 911 GT3 Cup | Rookie | 4    | 266.0 | Free Practice |
| 35 | Rudolf Rhyn          | CHE | Allied Racing         | DEU | Porsche 911 GT3 Cup | Rookie | 5    | 264.7 | Free Practice |
| 39 | Philipp Sager        | AUT | Nebulus Racing by     | DEU | Porsche 911 GT3 Cup | ProAm  | 5    | 264.0 | Free Practice |
| 6  | Carlos Rivas         | LUX | Black Falcon Team     | DEU | Porsche 911 GT3 Cup | ProAm  | 6    | 263.4 | Qualifying    |
| 14 | Ahmad Alshehab       | KWT | MRS GT-Racing         | DEU | Porsche 911 GT3 Cup | ProAm  | 7    | 263.4 | Qualifying    |
| 28 | Christof Langer      | DEU | FACH AUTO TECH        | CHE | Porsche 911 GT3 Cup | ProAm  | 8    | 261.5 | Qualifying    |
| 16 | Daan van Kuijk       | NLD | GP Elite              | NLD | Porsche 911 GT3 Cup |        |      | 261.5 | Qualifying    |
| 96 | Jan-Erik Slooten     | DEU | Phoenix Racing        | DEU | Porsche 911 GT3 Cup | ProAm  | 9    | 259.6 | Free Practice |



**Autodromo Nazionale Monza**  
**Porsche Carrera Cup Deutschland**  
**Qualifying**  
**Pit Stop Analysis**



**4** Loek Hartog Porsche 911 GT3 Cup  
 Rookie Black Falcon Team TEXTAR

| N° | In Day Time  | In Time      | Out Time     | Pit Time  | T. Pit Time | Handicap | Penalty |
|----|--------------|--------------|--------------|-----------|-------------|----------|---------|
| 1  | 17:10:13.983 | 17:10:13.983 | 17:23:19.754 | 13:05.771 | 13:05.771   |          |         |

**6** Carlos Rivas Porsche 911 GT3 Cup  
 ProAm Black Falcon Team TEXTAR

| N° | In Day Time  | In Time      | Out Time     | Pit Time | T. Pit Time | Handicap | Penalty |
|----|--------------|--------------|--------------|----------|-------------|----------|---------|
| 1  | 17:16:13.402 | 17:16:13.402 | 17:22:30.237 | 6:16.835 | 6:16.835    |          |         |

**7** Kim Hauschild Porsche 911 GT3 Cup  
 ProAm HRT Motorsport

| N° | In Day Time  | In Time      | Out Time     | Pit Time | T. Pit Time | Handicap | Penalty |
|----|--------------|--------------|--------------|----------|-------------|----------|---------|
| 1  | 17:16:16.184 | 17:16:16.184 | 17:20:10.880 | 3:54.696 | 3:54.696    |          |         |

**8** Georgi Donchev Porsche 911 GT3 Cup  
 ProAm Nebulus Racing by Huber

| N° | In Day Time  | In Time      | Out Time     | Pit Time | T. Pit Time | Handicap | Penalty |
|----|--------------|--------------|--------------|----------|-------------|----------|---------|
| 1  | 17:18:59.116 | 17:18:59.116 | 17:22:58.354 | 3:59.238 | 3:59.238    |          |         |

**10** Sandro Kaibach Porsche 911 GT3 Cup  
 FACH AUTO TECH

| N° | In Day Time  | In Time      | Out Time     | Pit Time | T. Pit Time | Handicap | Penalty |
|----|--------------|--------------|--------------|----------|-------------|----------|---------|
| 1  | 17:10:47.012 | 17:10:47.012 | 17:18:50.126 | 8:03.114 | 8:03.114    |          |         |

**11** Morris Schuring Porsche 911 GT3 Cup  
 Rookie Team GP Elite

| N° | In Day Time  | In Time      | Out Time     | Pit Time | T. Pit Time | Handicap | Penalty |
|----|--------------|--------------|--------------|----------|-------------|----------|---------|
| 1  | 17:14:04.484 | 17:14:04.484 | 17:24:00.013 | 9:55.529 | 9:55.529    |          |         |

**14** Ahmad Alshehab Porsche 911 GT3 Cup  
 ProAm MRS GT-Racing

| N° | In Day Time  | In Time      | Out Time     | Pit Time | T. Pit Time | Handicap | Penalty |
|----|--------------|--------------|--------------|----------|-------------|----------|---------|
| 1  | 17:16:40.810 | 17:16:40.810 | 17:19:56.982 | 3:16.172 | 3:16.172    |          |         |

**15** Lucas Groeneveld Porsche 911 GT3 Cup  
 GP Elite

| N° | In Day Time  | In Time      | Out Time     | Pit Time  | T. Pit Time | Handicap | Penalty |
|----|--------------|--------------|--------------|-----------|-------------|----------|---------|
| 1  | 17:14:10.335 | 17:14:10.335 | 17:24:15.797 | 10:05.462 | 10:05.462   |          |         |

**16** Daan van Kuijk Porsche 911 GT3 Cup  
 GP Elite

| N° | In Day Time  | In Time      | Out Time     | Pit Time  | T. Pit Time | Handicap | Penalty |
|----|--------------|--------------|--------------|-----------|-------------|----------|---------|
| 1  | 17:14:05.813 | 17:14:05.813 | 17:24:10.372 | 10:04.559 | 10:04.559   |          |         |

**18** Julian Hanses Porsche 911 GT3 Cup  
 HRT Performance

| N° | In Day Time  | In Time      | Out Time     | Pit Time | T. Pit Time | Handicap | Penalty |
|----|--------------|--------------|--------------|----------|-------------|----------|---------|
| 1  | 17:13:58.746 | 17:13:58.746 | 17:23:06.673 | 9:07.927 | 9:07.927    |          |         |

**25** Larry ten Voorde Porsche 911 GT3 Cup  
 Team GP Elite

| N° | In Day Time  | In Time      | Out Time     | Pit Time | T. Pit Time | Handicap | Penalty |
|----|--------------|--------------|--------------|----------|-------------|----------|---------|
| 1  | 17:14:02.734 | 17:14:02.734 | 17:23:54.559 | 9:51.825 | 9:51.825    |          |         |

**26** Jesse van Kuijk Porsche 911 GT3 Cup  
 Team GP Elite

| N° | In Day Time  | In Time      | Out Time     | Pit Time  | T. Pit Time | Handicap | Penalty |
|----|--------------|--------------|--------------|-----------|-------------|----------|---------|
| 1  | 17:14:07.355 | 17:14:07.355 | 17:24:14.472 | 10:07.117 | 10:07.117   |          |         |

**27** Christopher Zöchling Porsche 911 GT3 Cup  
 FACH AUTO TECH

| N° | In Day Time  | In Time      | Out Time     | Pit Time  | T. Pit Time | Handicap | Penalty |
|----|--------------|--------------|--------------|-----------|-------------|----------|---------|
| 1  | 17:13:54.885 | 17:13:54.885 | 17:24:06.381 | 10:11.496 | 10:11.496   |          |         |

**28** Christof Langer Porsche 911 GT3 Cup  
 ProAm FACH AUTO TECH

| N° | In Day Time  | In Time      | Out Time     | Pit Time | T. Pit Time | Handicap | Penalty |
|----|--------------|--------------|--------------|----------|-------------|----------|---------|
| 1  | 17:16:45.314 | 17:16:45.314 | 17:20:06.279 | 3:20.965 | 3:20.965    |          |         |

**35** Rudolf Rhyn Porsche 911 GT3 Cup  
 Rookie Allied Racing

| N° | In Day Time  | In Time      | Out Time     | Pit Time | T. Pit Time | Handicap | Penalty |
|----|--------------|--------------|--------------|----------|-------------|----------|---------|
| 1  | 17:17:08.477 | 17:17:08.477 | 17:23:16.932 | 6:08.455 | 6:08.455    |          |         |

**39** Philipp Sager Porsche 911 GT3 Cup  
 ProAm Nebulus Racing by Huber

| N° | In Day Time  | In Time      | Out Time     | Pit Time | T. Pit Time | Handicap | Penalty |
|----|--------------|--------------|--------------|----------|-------------|----------|---------|
| 1  | 17:15:21.236 | 17:15:21.236 | 17:23:24.822 | 8:03.586 | 8:03.586    |          |         |

**41** Jukka Honkavuori Porsche 911 GT3 Cup  
 MRS GT-Racing

| N° | In Day Time  | In Time      | Out Time     | Pit Time | T. Pit Time | Handicap | Penalty |
|----|--------------|--------------|--------------|----------|-------------|----------|---------|
| 1  | 17:16:05.214 | 17:16:05.214 | 17:23:47.164 | 7:41.950 | 7:41.950    |          |         |

**46** Fabio Citignola Porsche 911 GT3 Cup  
 Rookie HRT Performance

| N° | In Day Time  | In Time      | Out Time     | Pit Time  | T. Pit Time | Handicap | Penalty |
|----|--------------|--------------|--------------|-----------|-------------|----------|---------|
| 1  | 17:12:07.090 | 17:12:07.090 | 17:23:00.329 | 10:53.239 | 10:53.239   |          |         |

**53** Ayhancan Güven Porsche 911 GT3 Cup  
 Phoenix Racing

| N° | In Day Time  | In Time      | Out Time     | Pit Time | T. Pit Time | Handicap | Penalty |
|----|--------------|--------------|--------------|----------|-------------|----------|---------|
| 1  | 17:13:57.117 | 17:13:57.117 | 17:23:05.549 | 9:08.432 | 9:08.432    |          |         |

**57** Rudy van Buren Porsche 911 GT3 Cup  
 CarTech Motorsport by Nigrin

| N° | In Day Time  | In Time      | Out Time     | Pit Time  | T. Pit Time | Handicap | Penalty |
|----|--------------|--------------|--------------|-----------|-------------|----------|---------|
| 1  | 17:12:03.928 | 17:12:03.928 | 17:24:46.198 | 12:42.270 | 12:42.270   |          |         |

**69** Holger Harmsen Porsche 911 GT3 Cup  
 ProAm HRT Motorsport

| N° | In Day Time  | In Time      | Out Time     | Pit Time | T. Pit Time | Handicap | Penalty |
|----|--------------|--------------|--------------|----------|-------------|----------|---------|
| 1  | 17:10:12.136 | 17:10:12.136 | 17:13:13.142 | 3:01.006 | 3:01.006    |          |         |
| 2  | 17:27:05.425 | 17:27:05.425 | 17:28:55.559 | 1:50.134 | 4:51.140    |          |         |

**77** Leon Köhler Porsche 911 GT3 Cup  
 Nebulus Racing by Huber

| N° | In Day Time  | In Time      | Out Time     | Pit Time  | T. Pit Time | Handicap | Penalty |
|----|--------------|--------------|--------------|-----------|-------------|----------|---------|
| 1  | 17:13:07.661 | 17:13:07.661 | 17:24:38.393 | 11:30.732 | 11:30.732   |          |         |

**89** Bashar Mardini Porsche 911 GT3 Cup  
 ProAm VAN BERGHE Huber Racing

| N° | In Day Time  | In Time      | Out Time     | Pit Time  | T. Pit Time | Handicap | Penalty |
|----|--------------|--------------|--------------|-----------|-------------|----------|---------|
| 1  | 17:10:57.989 | 17:10:57.989 | 17:22:03.029 | 11:05.040 | 11:05.040   |          |         |



Autodromo Nazionale Monza  
Porsche Carrera Cup Deutschland  
Qualifying  
Pit Stop Analysis

**PORSCHE**  
CARRERA CUP  
DEUTSCHLAND

92

Laurin Heinrich

Porsche 911 GT3 Cup

VAN BERGHE Huber Racing

| N° | In Day Time  | In Time      | Out Time     | Pit Time  | T. Pit Time | Handicap | Penalty |
|----|--------------|--------------|--------------|-----------|-------------|----------|---------|
| 1  | 17:13:47.260 | 17:13:47.260 | 17:24:54.429 | 11:07.169 | 11:07.169   |          |         |

96

Jan-Erik Slooten

Porsche 911 GT3 Cup

ProAm

Phoenix Racing

| N° | In Day Time  | In Time      | Out Time     | Pit Time | T. Pit Time | Handicap | Penalty |
|----|--------------|--------------|--------------|----------|-------------|----------|---------|
| 1  | 17:16:20.329 | 17:16:20.329 | 17:21:57.913 | 5:37.584 | 5:37.584    |          |         |

99


Bastian Buus

Porsche 911 GT3 Cup

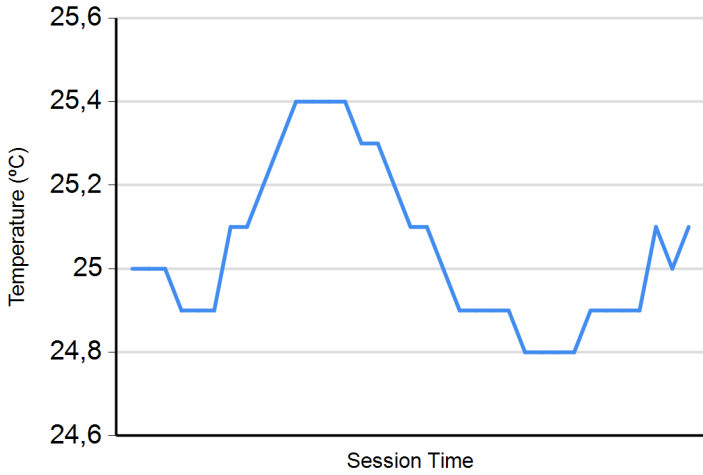
Rookie

Allied Racing

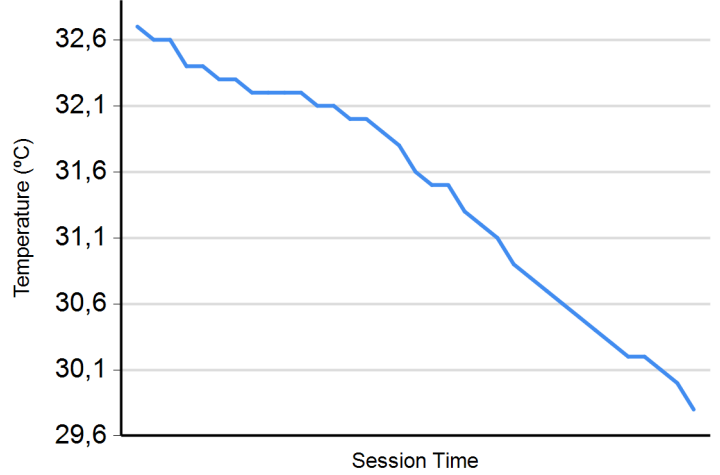
| N° | In Day Time  | In Time      | Out Time     | Pit Time  | T. Pit Time | Handicap | Penalty |
|----|--------------|--------------|--------------|-----------|-------------|----------|---------|
| 1  | 17:13:04.252 | 17:13:04.252 | 17:23:38.056 | 10:33.804 | 10:33.804   |          |         |



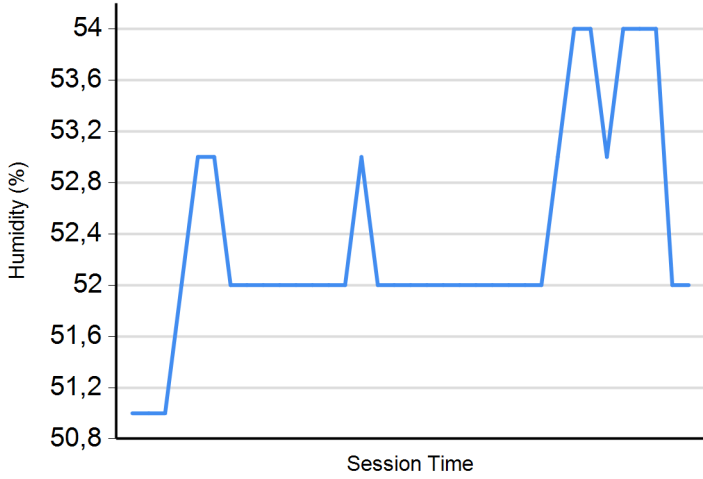
**Air Temperature**



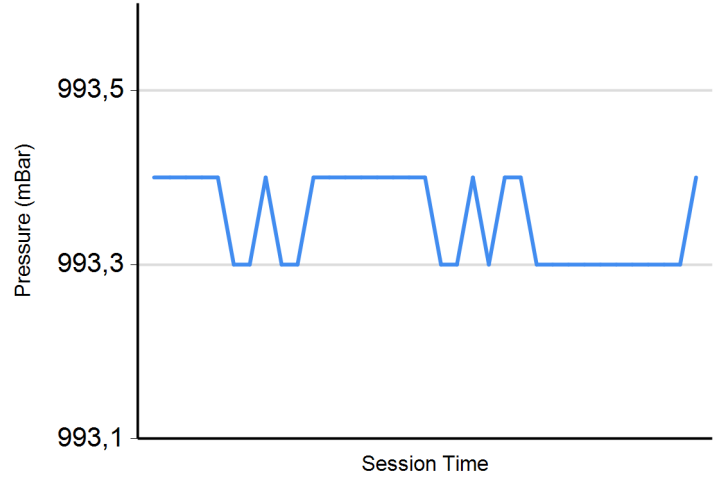
**Track Temperature**



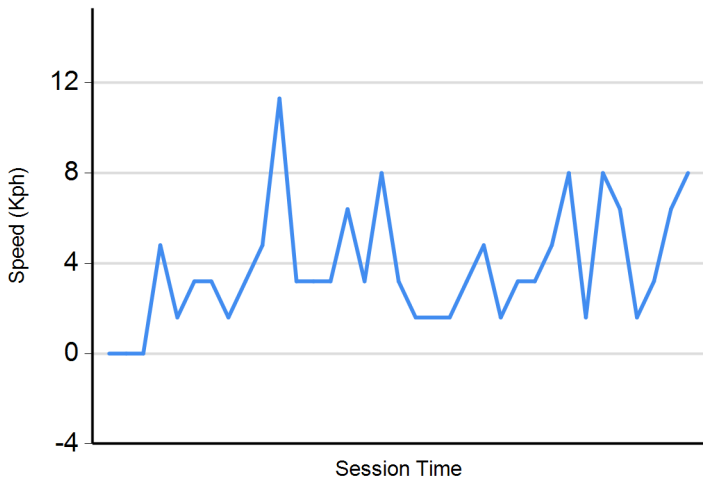
**Humidity**



**Pressure**



**Wind Speed**



**Wind direction**

North = 0°/360° Est = 90° South = 180° West = 270°

