

Circuit de Barcelona
Caterham Cup 420R
Qualifying - 1
Provisional Results



Clas	Nº	Driver	Nat	Team	Nat	Vehicle	Cat	Clas	Laps	Best	Time	Gap	Interval	Km/h
1	44	Adrien Catelin	FRA	CCF	FRA		A	1	10	10	2:01.038			139.0
2	88	Tom Verdier	FRA	ROSSELSP	FRA		A	2	10	9	2:01.102	0.064	0.064	138.9
3	39	Stephane Guerin	FRA	ARKADIA RACING	FRA		A	3	10	10	2:01.898	0.860	0.796	138.0
4	51	Alain Girardot	FRA	CCF	FRA		B	1	10	9	2:02.019	0.981	0.121	137.9
5	17	Frederic Attia	FRA	CCF	FRA		A	4	10	9	2:02.141	1.103	0.122	137.7
6	77	Arnaud Mignatelli	FRA	CCF	FRA		A	5	11	10	2:02.297	1.259	0.156	137.6
7	29	Eric Moussier	FRA	CCF	FRA		A	6	10	9	2:02.362	1.324	0.065	137.5
8	60	Francis Chatelain	FRA	PALM	FRA		B	2	10	10	2:02.604	1.566	0.242	137.2
9	12	Arnaud Griffon	FRA	ARKADIA RACING	FRA		A	7	10	6	2:02.630	1.592	0.026	137.2
10	15	Henri Charpentier	FRA	CCF	FRA		A	8	10	9	2:02.663	1.625	0.033	137.2
11	80	Sébastien Montagne	FRA	ST ELOI	FRA		A	9	10	10	2:02.734	1.696	0.071	137.1
12	75	Alexandre Pinto	FRA	ST ELOI	FRA		A	10	10	10	2:02.871	1.833	0.137	136.9
13	32	Jean-Pierre Mignatelli	FRA	CCF	FRA		B	3	10	9	2:02.988	1.950	0.117	136.8
14	11	Remy Schmied	FRA	IND	FRA		A	11	10	10	2:02.997	1.959	0.009	136.8
15	9	Henri Bizet	FRA	PALM	FRA		A	12	10	3	2:03.119	2.081	0.122	136.6
16	98	Olivier Guerin	FRA	CCF	FRA		A	13	10	10	2:03.270	2.232	0.151	136.5
17	20	Franck Chahinian	FRA	ARKADIA RACING	FRA		A	14	9	9	2:03.614	2.576	0.344	136.1
18	65	Christophe Vidal	FRA	IND	FRA		A	15	10	9	2:03.922	2.884	0.308	135.8
19	71	Laurent Bouterin	FRA	IND	FRA		A	16	10	10	2:04.817	3.779	0.895	134.8
20	27	Harald Mag	FRA	CCF	FRA		A	17	10	9	2:05.044	4.006	0.227	134.5
21	13	Norbert Paprocki	FRA	ST ELOI	FRA		B	4	10	10	2:05.273	4.235	0.229	134.3
22	70	Thomas Bouterin	FRA	ST ELOI	FRA		A	18	10	10	2:05.293	4.255	0.020	134.3
23	81	Francois Xavier Fleury	FRA	ST ELOI	FRA		A	19	10	9	2:05.356	4.318	0.063	134.2
24	61	Michel Cloud	FRA	CCF	FRA		B	5	9	8	2:06.324	5.286	0.968	133.2
25	38	Claude Boueix	FRA	DOG RACING	FRA		B	6	10	10	2:07.004	5.966	0.680	132.5
26	86	Pierre-Gilles Gauthier	FRA	ST ELOI	FRA		A	20	10	10	2:07.040	6.002	0.036	132.4
27	68	Christophe Antoni	FRA	IND	FRA		A	21	9	9	2:07.262	6.224	0.222	132.2
28	21	Sylvio Bossi	FRA	CCF	FRA		B	7	10	10	2:08.312	7.274	1.050	131.1
Max. qual. time: 107% = 2:09.511														
	26	Gilles Charpentier	FRA	CCF	FRA		B	8	2	2	2:11.430	10.392	3.118	128.0
	41	Pascal Meignan	FRA	ST ELOI	FRA		B	9	2	2	2:14.458	13.420	3.028	125.1
	92	Olivier Loi	FRA	ST ELOI	FRA		B	10	2	1	9:32:52.98	9:30:51.9	9:30:38.5	00.0

*** PENALTIES**

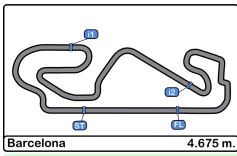
CAR 92 TIME 2:17.419 DELETED TRACK LIMITS AT T 9
CAR 51 TIME 2:03.093 DELETED TRACK LIMITS AT T 9
CAR 12 TIME 2:02.934 DELETED TRACK LIMITS AT T 15
CAR 60 TIME 5:17.326 DELETED TRACK LIMITS AT T 15
CAR 9 TIME 2:01.186 DELETED TRACK LIMITS AT T 15
CAR 88 TIME 2:03.959 DELETED TRACK LIMITS AT T 15
CAR 68 - BEST LAP DELETED - CAUSING A COLISSION
CAR 86 TIME 2:53.520 DELETED TRACK LIMITS AT T 15
CAR 9 TIME 2:06.764 DELETED TRACK LIMITS AT T 15
CAR 21 TIME 2:07.523 DELETED TRACK LIMITS AT T 15
CAR 60 TIME 2:59.958 DELETED TRACK LIMITS AT T 15
CAR 13 TIME 3:50.973 DELETED TRACK LIMITS AT T 15
CAR 51 TIME 3:20.623 DELETED TRACK LIMITS AT T 15
CAR 81 TIME 2:04.271 DELETED TRACK LIMITS AT T 15
CAR 15 TIME 2:03.715 DELETED TRACK LIMITS AT T 9
CAR 98 TIME 2:02.530 DELETED TRACK LIMITS AT T 9

Published at:.....

Track Temp: 11.7 °C Air Temp: 11.7 °C Humidity: 84 % Track Status: DRY

Stewards:	Race Director:	Timekeeper: Luis Angel Garcia Nuñez JOB/I-0020-ESP
------------------	-----------------------	---





Circuit de Barcelona
Caterham Cup 420R
Qualifying - 1
Provisional Results by Category



Clas	Nº	Driver	Nat	Team	Nat	Vehicle	Cat	Clas	Laps	Best	Time	Gap	Interval	Km/h
A														
1	44	Adrien Catelin		CCF			A	1	10	10	2:01.038			139.0
2	88	Tom Verdier		ROSSELSP			A	2	10	9	2:01.102	0.064	0.064	138.9
3	39	Stephane Guerin		ARKADIA RACING			A	3	10	10	2:01.898	0.860	0.796	138.0
4	17	Frederic Attia		CCF			A	4	10	9	2:02.141	1.103	0.243	137.7
5	77	Arnaud Mignatelli		CCF			A	5	11	10	2:02.297	1.259	0.156	137.6
6	29	Eric Moussier		CCF			A	6	10	9	2:02.362	1.324	0.065	137.5
7	12	Arnaud Griffon		ARKADIA RACING			A	7	10	6	2:02.630	1.592	0.268	137.2
8	15	Henri Charpentier		CCF			A	8	10	9	2:02.663	1.625	0.033	137.2
9	80	Sébastien Montagne		ST ELOI			A	9	10	10	2:02.734	1.696	0.071	137.1
10	75	Alexandre Pinto		ST ELOI			A	10	10	10	2:02.871	1.833	0.137	136.9
11	11	Remy Schmied		IND			A	11	10	10	2:02.997	1.959	0.126	136.8
12	9	Henri Bizet		PALM			A	12	10	3	2:03.119	2.081	0.122	136.6
13	98	Olivier Guerin		CCF			A	13	10	10	2:03.270	2.232	0.151	136.5
14	20	Franck Chahinian		ARKADIA RACING			A	14	9	9	2:03.614	2.576	0.344	136.1
15	65	Christophe Vidal		IND			A	15	10	9	2:03.922	2.884	0.308	135.8
16	71	Laurent Bouterin		IND			A	16	10	10	2:04.817	3.779	0.895	134.8
17	27	Harald Mag		CCF			A	17	10	9	2:05.044	4.006	0.227	134.5
18	70	Thomas Bouterin		ST ELOI			A	18	10	10	2:05.293	4.255	0.249	134.3
19	81	Francois Xavier Fleury		ST ELOI			A	19	10	9	2:05.356	4.318	0.063	134.2
20	86	Pierre-Gilles Gauthier		ST ELOI			A	20	10	10	2:07.040	6.002	1.684	132.4
21	68	Christophe Antoni		IND			A	21	9	9	2:07.262	6.224	0.222	132.2

B														
1	51	Alain Girardot		CCF			B	1	10	9	2:02.019			137.9
2	60	Francis Chatelain		PALM			B	2	10	10	2:02.604	0.585	0.585	137.2
3	32	Jean-Pierre Mignatelli		CCF			B	3	10	9	2:02.988	0.969	0.384	136.8
4	13	Norbert Paprocki		ST ELOI			B	4	10	10	2:05.273	3.254	2.285	134.3
5	61	Michel Cloud		CCF			B	5	9	8	2:06.324	4.305	1.051	133.2
6	38	Claude Boueix		DOG RACING			B	6	10	10	2:07.004	4.985	0.680	132.5
7	21	Sylvio Bossi		CCF			B	7	10	10	2:08.312	6.293	1.308	131.1

Max. qual. time: 107% = 2:09.511

26	Gilles Charpentier		CCF			B	8	2	2	2	2:11.430	9.411	3.118	128.0
41	Pascal Meignan		ST ELOI			B	9	2	2	2	2:14.458	12.439	3.028	125.1
92	Olivier Loi		ST ELOI			B	10	2	1	1	9:32:52.98	9:30:50.9	9:30:38.5	00.0

*** PENALTIES**

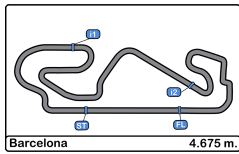
- CAR 92 TIME 2:17.419 DELETED TRACK LIMITS AT T 9
- CAR 51 TIME 2:03.093 DELETED TRACK LIMITS AT T 9
- CAR 12 TIME 2:02.934 DELETED TRACK LIMITS AT T 15
- CAR 60 TIME 5:17.326 DELETED TRACK LIMITS AT T 15
- CAR 9 TIME 2:01.186 DELETED TRACK LIMITS AT T 15
- CAR 88 TIME 2:03.959 DELETED TRACK LIMITS AT T 15
- CAR 68 - BEST LAP DELETED - CAUSING A COLISSION
- CAR 86 TIME 2:53.520 DELETED TRACK LIMITS AT T 15
- CAR 9 TIME 2:06.764 DELETED TRACK LIMITS AT T 15
- CAR 21 TIME 2:07.523 DELETED TRACK LIMITS AT T 15
- CAR 60 TIME 2:59.958 DELETED TRACK LIMITS AT T 15
- CAR 13 TIME 3:50.973 DELETED TRACK LIMITS AT T 15
- CAR 51 TIME 3:20.623 DELETED TRACK LIMITS AT T 15
- CAR 81 TIME 2:04.271 DELETED TRACK LIMITS AT T 15
- CAR 15 TIME 2:03.715 DELETED TRACK LIMITS AT T 9
- CAR 98 TIME 2:02.530 DELETED TRACK LIMITS AT T 9

Published at:.....

Track Temp: 11.7 °C Air Temp: 11.7 °C Humidity: 84 % Track Status: DRY

Stewards:	Race Director:	Timekeeper: Luis Angel Garcia Nufez JOB/I-0020-ESP
------------------	-----------------------	---





Circuit de Barcelona
Caterham Cup 420R
Qualifying - 1
Lap Analysis



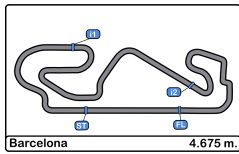
9 Henri Bizet							13 Norbert Paprocki								
A							PALM B							ST ELOI	
Lap	D	Time	Sector 1	Sector 2	Sector 3	T. Spd	Elapsed	Lap	D	Time	Sector 1	Sector 2	Sector 3	T. Spd	Elapsed
1		9:33:15.097	9:31:18.254	1:06.606	50.237	122.5	9:33:15.097	1		9:32:33.674	9:30:55.498	54.044	44.132	109.6	9:32:33.674
2		2:03.451	36.183	46.833	40.435	209.7	9:35:18.548	2		2:10.329	38.425	50.044	41.860	208.4	9:34:44.003
3		2:03.119	35.502	47.348	40.269	215.1	9:37:21.667	3		2:10.526	38.361	49.368	42.797	208.4	9:36:54.529
4		2:44.029 P	35.625	46.383	1:22.021	216.0	9:40:05.696	4		2:25.432 P	39.746	49.936	55.750	205.3	9:39:19.961
5		5:06.460	2:50.398	1:11.328	1:04.734	114.2	9:45:12.156	5		5:03.944	3:29.430	52.784	41.730	107.6	9:44:23.905
6		2:04.186	35.513	46.520	39.153	212.1	9:47:13.342	6		2:06.866	37.273	48.656	40.937	212.5	9:46:30.771
7		3:10.989 P	35.645	1:19.607	1:15.737	216.0	9:50:24.331	7		2:53.059 P	37.728	53.895	1:21.436	210.1	9:49:23.830
8		2:52.941	1:25.461	46.680	40.800	165.1	9:53:17.272	8		3:50.973	2:21.394	48.838	40.741	133.8	9:53:14.803
9		2:06.764	35.569	49.975	41.220	216.8	9:55:24.036	9		2:06.626	36.850	48.296	41.480	214.2	9:55:21.429
10		2:03.177	35.450	47.460	40.267	210.5	9:57:27.213	10		2:05.273	36.839	48.065	40.369	212.5	9:57:26.702
11			45.124	1:12.036		170.8		11			38.616	1:01.367		199.6	

11 Remy Schmier							15 Henri Charpentier								
A							IND A							CCF	
Lap	D	Time	Sector 1	Sector 2	Sector 3	T. Spd	Elapsed	Lap	D	Time	Sector 1	Sector 2	Sector 3	T. Spd	Elapsed
1		9:33:04.051	9:31:00.586	1:07.196	56.269	139.8	9:33:04.051	1		9:33:17.113	9:31:25.835	1:00.570	50.708	133.3	9:33:17.113
2		2:13.175	38.995	51.774	42.406	213.8	9:35:17.226	2		2:09.825	37.515	48.263	44.047	210.9	9:35:26.938
3		2:07.344	36.867	48.160	42.317	208.0	9:37:24.570	3		2:04.098	36.835	46.917	40.346	213.0	9:37:31.036
4		2:53.152 P	36.229	47.943	1:28.980	211.3	9:40:17.722	4		2:55.378 P	36.055	47.515	1:31.808	217.3	9:40:26.414
5		4:11.491	2:38.691	51.295	41.505	155.8	9:44:29.213	5		4:50.965	2:38.003	1:06.646	1:06.316	147.1	9:45:17.379
6		2:07.256	37.363	49.465	40.428	206.1	9:46:36.469	6		2:10.450	36.045	47.274	47.131	213.8	9:47:27.829
7		2:56.279 P	36.238	53.844	1:26.197	213.8	9:49:32.748	7		3:26.525 P	43.210	1:10.947	1:32.368	188.4	9:50:54.354
8		3:42.936	2:13.233	48.932	40.771	147.7	9:53:15.684	8		2:49.284	1:19.862	48.375	41.047	152.1	9:53:43.638
9		2:03.335	36.043	47.167	40.125	209.3	9:55:19.019	9		2:02.663	35.830	46.324	40.509	214.7	9:55:46.301
10		2:02.997	36.239	46.987	39.771	213.0	9:57:22.016	10		2:03.715	35.555	47.243	40.917	216.4	9:57:50.016
11			39.206	58.782		211.7		11			40.044	58.594		206.1	

12 Arnaud Griffon							17 Frederic Attia								
A							ARKADIA RACING A							CCF	
Lap	D	Time	Sector 1	Sector 2	Sector 3	T. Spd	Elapsed	Lap	D	Time	Sector 1	Sector 2	Sector 3	T. Spd	Elapsed
1		9:32:59.359	9:30:59.142	1:08.025	52.192	132.5	9:32:59.359	1		9:33:06.460	9:31:03.093	1:06.390	56.977	139.3	9:33:06.460
2		2:10.965	38.053	48.367	44.545	185.2	9:35:10.324	2		2:09.165	38.084	49.629	41.452	210.5	9:35:15.625
3		2:02.934	36.314	46.733	39.887	216.0	9:37:13.258	3		2:02.660	35.994	46.945	39.721	216.4	9:37:18.285
4		2:39.698 P	36.617	47.175	1:15.906	212.5	9:39:52.956	4		2:42.455 P	36.621	47.198	1:18.636	215.5	9:40:00.740
5		5:19.980	3:01.955	1:12.976	1:05.049	112.3	9:45:12.936	5		4:29.353	2:55.769	53.790	39.794	159.7	9:44:30.093
6		2:02.630	36.072	46.788	39.770	216.0	9:47:15.566	6		2:03.533	36.587	46.919	40.027	211.7	9:46:33.626
7		3:17.301 P	40.112	1:17.268	1:19.921	216.4	9:50:32.867	7		2:49.400 P	36.601	52.560	1:20.239	209.7	9:49:23.026
8		2:53.354	1:26.289	46.962	40.103	159.0	9:53:26.221	8		3:58.036	2:30.608	47.089	40.339	163.6	9:53:21.062
9		2:03.064	36.030	46.621	40.413	216.0	9:55:29.285	9		2:02.141	35.752	46.714	39.675	209.7	9:55:23.203
10		2:03.087	36.137	46.768	40.182	216.0	9:57:32.372	10		2:03.548	35.786	47.865	39.897	214.7	9:57:26.751
11			45.434	1:07.958		158.5		11			38.142	1:04.520		216.4	

20 Franck Chahinian							
A							
Lap	D	Time	Sector 1	Sector 2	Sector 3	T. Spd	Elapsed
1		9:33:01.390	9:31:07.454	1:01.218	52.718	137.7	9:33:01.390
2		2:11.878	41.005	50.086	40.787	194.5	9:35:13.268
3		2:04.390	36.433	47.273	40.684	215.1	9:37:17.658
4		2:41.258 P	36.952	47.124	1:17.182	212.5	9:39:58.916
5		6:57.359	5:06.803	1:10.263	40.293	68.9	9:46:56.275
6		2:54.834 P	36.209	1:04.460	1:14.165	215.1	9:49:51.109
7		3:21.169	1:53.383	47.561	40.225	136.0	9:53:12.278
8		2:03.627	36.159	47.660	39.808	213.0	9:55:15.905
9		2:03.614	36.116	47.703	39.795	213.0	9:57:19.519
10			43.422	1:04.039		172.2	





Circuit de Barcelona
Caterham Cup 420R
Qualifying - 1
Lap Analysis



21 Sylvio Bossi	32 Jean-Pierre Mignatelli
B	CCF
CCF	B

Lap	D	Time	Sector 1	Sector 2	Sector 3	T. Spd	Elapsed	Lap	D	Time	Sector 1	Sector 2	Sector 3	T. Spd	Elapsed
1		9:33:10.812	9:31:08.181	1:04.538	58.093	132.6	9:33:10.812	1		9:33:16.169	9:31:20.819	1:04.641	50.709	127.8	9:33:16.169
2		2:11.651	38.481	50.920	42.250	210.1	9:35:22.463	2		2:06.884	37.596	48.664	40.624	203.3	9:35:23.053
3		2:08.575	37.703	49.118	41.754	198.5	9:37:31.038	3		2:06.820	38.298	47.831	40.691	172.2	9:37:29.873
4		2:59.518 P	37.336	48.478	1:33.704	210.9	9:40:30.556	4		4:39.757 P	36.624	3:08.679	54.454	215.1	9:42:09.630
5		4:48.027	2:36.332	1:06.688	1:05.007	141.5	9:45:18.583	5		3:14.970	1:06.432	1:00.353	1:08.185	150.4	9:45:24.600
6		2:08.496	37.923	48.606	41.967	212.5	9:47:27.079	6		2:07.858	36.290	47.570	43.998	214.2	9:47:32.458
7		3:24.063 P	42.094	1:11.975	1:29.994	173.9	9:50:51.142	7		3:32.195 P	50.752	1:07.782	1:33.661	151.8	9:51:04.653
8		2:52.439	1:20.535	50.516	41.388	147.7	9:53:43.581	8		2:45.494	1:14.334	48.808	42.352	143.8	9:53:50.147
9		2:07.523	37.740	48.513	41.270	212.1	9:55:51.104	9		2:02.988	35.986	46.871	40.131	215.5	9:55:53.135
10		2:08.312	36.979	48.193	43.140	212.1	9:57:59.416	10		2:04.989	36.187	47.285	41.517	215.1	9:57:58.124
11			46.790	54.191		136.5		11			42.728	52.713		148.5	

26 Gilles Charpentier	38 Claude Boueix
B	CCF
CCF	B

Lap	D	Time	Sector 1	Sector 2	Sector 3	T. Spd	Elapsed	Lap	D	Time	Sector 1	Sector 2	Sector 3	T. Spd	Elapsed
1		9:33:20.180	9:31:28.803	58.894	52.483	138.8	9:33:20.180	1		9:33:10.030	9:31:10.101	1:01.243	58.686	133.3	9:33:10.030
2		2:11.430	38.890	49.960	42.580	201.8	9:35:31.610	2		2:10.547	38.503	49.344	42.700	206.8	9:35:20.577
3								3		2:07.155	37.773	48.492	40.890	212.5	9:37:27.732
4								4		2:56.167 P	36.996	48.260	1:30.911	215.5	9:40:23.899
5								5		4:53.404	2:48.951	1:00.003	1:04.450	156.7	9:45:17.303
6								6		2:09.197	37.344	48.225	43.628	208.8	9:47:26.500
7								7		3:22.484 P	41.219	1:11.981	1:29.284	189.4	9:50:48.984
8								8		3:02.011	1:31.593	48.688	41.730	155.6	9:53:50.995
9								9		2:07.344	37.117	48.771	41.456	215.5	9:55:58.339
10								10		2:07.004	37.133	48.351	41.520	215.5	9:58:05.343
11								11			43.596	54.519		166.4	

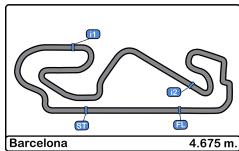
27 Harald Mag	39 Stephane Guerin
A	CCF
CCF	A

Lap	D	Time	Sector 1	Sector 2	Sector 3	T. Spd	Elapsed	Lap	D	Time	Sector 1	Sector 2	Sector 3	T. Spd	Elapsed
1		9:33:18.982	9:31:20.849	1:05.166	52.967	129.6	9:33:18.982	1		9:32:52.405	9:30:57.354	1:06.070	48.981	112.9	9:32:52.405
2		2:08.515	37.798	48.850	41.867	215.5	9:35:27.497	2		2:19.722	49.336	49.699	40.687	132.0	9:35:12.127
3		2:09.100	39.288	48.582	41.230	193.5	9:37:36.597	3		2:04.176	36.416	47.299	40.461	210.5	9:37:16.303
4		3:01.060 P	37.822	50.984	1:32.254	212.1	9:40:37.657	4		2:38.891 P	35.764	47.003	1:16.124	213.8	9:39:55.194
5		4:44.544	2:31.901	1:05.661	1:06.982	139.3	9:45:22.201	5		5:15.114	3:00.098	1:11.231	1:03.785	103.7	9:45:10.308
6		2:07.767	37.227	47.897	42.643	215.5	9:47:29.968	6		2:02.389	36.156	46.770	39.463	212.1	9:47:12.697
7		3:30.501 P	52.403	1:07.747	1:30.351	118.8	9:51:00.469	7		3:14.787 P	36.975	1:20.728	1:17.084	215.1	9:50:27.484
8		2:47.043	1:18.107	48.233	40.703	145.1	9:53:47.512	8		2:53.189	1:25.503	47.464	40.222	163.1	9:53:20.673
9		2:05.044	37.274	47.388	40.382	216.8	9:55:52.556	9		2:09.930	36.064	47.072	46.794	215.5	9:55:30.603
10		2:06.901	36.763	48.269	41.869	215.1	9:57:59.457	10		2:01.898	35.727	46.621	39.550	215.5	9:57:32.501
11			45.323	53.396		134.1		11			35.876	1:00.505		216.0	

29 Eric Moussier	41 Pascal Meignan
A	CCF
CCF	B

Lap	D	Time	Sector 1	Sector 2	Sector 3	T. Spd	Elapsed	Lap	D	Time	Sector 1	Sector 2	Sector 3	T. Spd	Elapsed
1		9:33:00.242	9:31:01.801	1:06.293	52.148	121.3	9:33:00.242	1		9:33:17.725	9:31:21.652	1:05.122	50.951	140.8	9:33:17.725
2		2:08.753	40.692	48.166	39.895	211.3	9:35:08.995	2		2:14.458	37.400	48.328	48.730	216.4	9:35:32.183
3		2:04.485	36.000	47.039	41.446	213.4	9:37:13.480								
4		2:31.065 P	35.629	46.502	1:08.934	215.5	9:39:44.545								
5		5:06.894	3:10.422	1:03.250	53.222	158.1	9:44:51.439								
6		2:03.032	36.660	47.081	39.291	206.1	9:46:54.471								
7		2:49.156 P	36.061	1:02.876	1:10.219	209.7	9:49:43.627								
8		3:25.840	1:59.756	46.991	39.093	137.4	9:53:09.467								
9		2:02.362	35.994	46.937	39.431	208.8	9:55:11.829								
10		2:04.774	36.471	46.801	41.502	195.6	9:57:16.603								
11			45.509	1:03.544		160.0									





Circuit de Barcelona
Caterham Cup 420R
Qualifying - 1
Lap Analysis



75

Alexandre Pinto

A

ST ELOI

Lap D	Time	Sector 1	Sector 2	Sector 3	T. Spd	Elapsed
1	9:33:03.624	9:31:08.846	1:00.441	54.337	143.2	9:33:03.624
2	2:10.337	39.063	50.530	40.744	216.4	9:35:13.961
3	2:03.685	35.988	47.265	40.432	216.4	9:37:17.646
4	2:39.622 P	36.205	46.677	1:16.740	214.7	9:39:57.268
5	4:25.364	2:54.470	50.112	40.782	109.6	9:44:22.632
6	2:03.910	36.741	47.221	39.948	204.1	9:46:26.542
7	3:09.478 P	46.584	1:05.660	1:17.234	165.1	9:49:36.020
8	3:48.390	2:21.617	47.070	39.703	156.9	9:53:24.410
9	2:02.964	36.077	46.781	40.106	214.2	9:55:27.374
10	2:02.871	35.922	47.143	39.806	214.7	9:57:30.245
11		36.460	59.430		217.3	

81

Francois Xavier Fleury

A

ST ELOI

Lap D	Time	Sector 1	Sector 2	Sector 3	T. Spd	Elapsed
1	9:33:08.025	9:31:05.798	1:04.822	57.405	140.4	9:33:08.025
2	2:10.396	37.525	50.858	42.013	215.1	9:35:18.421
3	2:06.422	36.962	48.806	40.654	211.7	9:37:24.843
4	2:48.628 P	36.246	47.619	1:24.763	205.3	9:40:13.471
5	5:02.460	2:44.273	1:10.792	1:07.395	157.4	9:45:15.931
6	2:09.897	36.660	49.622	43.615	211.7	9:47:25.828
7	3:17.886 P	38.349	1:13.269	1:26.268	213.4	9:50:43.714
8	2:58.156	1:28.692	48.900	40.564	148.3	9:53:41.870
9	2:05.356	36.467	47.529	41.360	211.3	9:55:47.226
10	2:04.274	36.617	47.183	40.471	211.7	9:57:51.497
11		40.528	58.198		202.2	

77

Arnaud Mignatelli

A

CCF

A

ST ELOI

Lap D	Time	Sector 1	Sector 2	Sector 3	T. Spd	Elapsed
1	9:32:32.188	9:30:54.997	54.062	43.129	126.7	9:32:32.188
2	2:06.785	37.915	48.557	40.313	206.5	9:34:38.973
3	2:03.162	36.371	47.212	39.579	208.8	9:36:42.135
4	2:05.504	37.618	48.141	39.745	202.2	9:38:47.639
5	2:47.167 P	45.588	59.318	1:02.261	133.0	9:41:34.806
6	3:36.575	1:36.048	1:00.712	59.815	155.6	9:45:11.381
7	2:02.942	36.157	46.738	40.047	216.8	9:47:14.323
8	3:15.223 P	37.315	1:20.096	1:17.812	215.5	9:50:29.546
9	2:53.104	1:26.744	46.658	39.702	155.6	9:53:22.650
10	2:02.297	35.835	46.338	40.124	213.4	9:55:24.947
11	2:03.906	35.887	46.315	41.704	211.3	9:57:28.853
12		36.015	59.734		210.1	

86

Pierre-Gilles Gauthier

A

ST ELOI

Lap D	Time	Sector 1	Sector 2	Sector 3	T. Spd	Elapsed
1	9:33:22.003	9:31:23.198	1:05.190	53.615	148.9	9:33:22.003
2	2:10.322	38.847	49.700	41.775	208.4	9:35:32.325
3	2:10.910	39.754	49.340	41.816	208.0	9:37:43.235
4	2:56.611 P	37.688	55.637	1:23.286	208.0	9:40:39.846
5	4:40.857	2:27.802	1:07.228	1:05.827	138.6	9:45:20.703
6	2:09.032	37.686	48.280	43.066	208.8	9:47:29.735
7	3:26.798 P	49.693	1:10.047	1:27.058	128.2	9:50:56.533
8	2:53.520	1:19.191	49.560	44.769	156.5	9:53:50.053
9	2:07.820	37.835	48.587	41.398	210.9	9:55:57.873
10	2:07.040	37.332	48.335	41.373	210.1	9:58:04.913
11		39.351	49.931		210.5	

80

Sébastien Montagne

A

ST ELOI

Lap D	Time	Sector 1	Sector 2	Sector 3	T. Spd	Elapsed
1	9:33:07.166	9:31:09.631	1:00.749	56.786	136.7	9:33:07.166
2	2:10.330	37.913	50.721	41.696	214.7	9:35:17.496
3	2:05.627	35.980	48.370	41.277	213.0	9:37:23.123
4	2:46.949 P	36.266	46.965	1:23.718	209.3	9:40:10.072
5	5:04.519	2:49.473	1:10.983	1:04.063	161.4	9:45:14.591
6	2:03.442	36.307	47.379	39.756	211.7	9:47:18.033
7	3:16.928 P	38.307	1:17.902	1:20.719	213.4	9:50:34.961
8	3:03.057	1:35.306	47.174	40.577	149.1	9:53:38.018
9	2:03.118	36.478	47.032	39.608	209.7	9:55:41.136
10	2:02.734	36.160	47.046	39.528	210.5	9:57:43.870
11		39.928	1:03.413		181.8	

88

Tom Verdier

A

ROSSELS P

Lap D	Time	Sector 1	Sector 2	Sector 3	T. Spd	Elapsed
1	9:32:58.760	9:30:59.941	1:07.589	51.230	139.7	9:32:58.760
2	2:10.947	42.674	48.361	39.912	210.5	9:35:09.707
3	2:01.594	35.532	46.815	39.247	215.1	9:37:11.301
4	2:36.751 P	35.661	48.203	1:12.887	212.1	9:39:48.052
5	5:18.600	3:05.864	1:11.313	1:01.423	112.2	9:45:06.652
6	2:03.959	38.016	46.988	38.955	208.4	9:47:10.611
7	3:11.883 P	37.964	1:17.846	1:16.073	216.0	9:50:22.494
8	3:22.893	1:56.690	47.017	39.186	146.3	9:53:45.387
9	2:01.102	35.566	46.078	39.458	216.4	9:55:46.489
10	2:01.403	35.624	46.623	39.156	215.5	9:57:47.892
11		41.440	58.562		182.4	

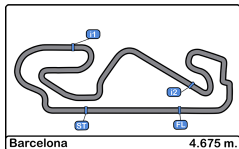
92

Olivier Loi

B

ST ELOI

Lap D	Time	Sector 1	Sector 2	Sector 3	T. Spd	Elapsed
1	9:32:52.985	9:30:57.194	1:07.514	48.277	105.9	9:32:52.985
2	2:47.449	45.665	49.468	42.286	122.8	9:35:10.404



Circuit de Barcelona
 Caterham Cup 420R
 Qualifying - 1
 Lap Analysis



98

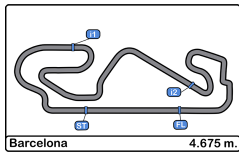
Olivier Guerin

A

CCF

Lap	D	Time	Sector 1	Sector 2	Sector 3	T. Spd	Elapsed
1		9:33:06.268	9:31:07.870	1:01.719	56.679	130.9	9:33:06.268
2		2:10.525	38.485	50.482	41.558	213.0	9:35:16.793
3		2:05.968	36.513	48.123	41.332	212.5	9:37:22.761
4		2:45.938 P	35.883	47.007	1:23.048	214.7	9:40:08.699
5		4:21.323	2:47.869	52.036	41.418	154.7	9:44:30.022
6		2:04.488	36.347	47.828	40.313	212.5	9:46:34.510
7		2:52.723 P	36.143	52.429	1:24.151	210.5	9:49:27.233
8		3:45.981	2:18.352	47.583	40.046	146.9	9:53:13.214
9		2:02.530	35.671	46.704	40.155	216.0	9:55:15.744
10		2:03.270	36.368	46.967	39.935	212.5	9:57:19.014
11			37.351	59.067		215.5	





Circuit de Barcelona

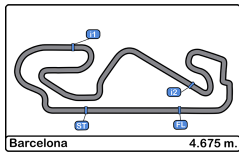
Caterham Cup 420R

Qualifying - 1

Best Sectors Results



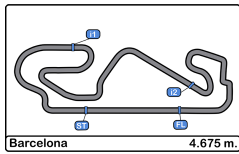
Sector - 1			Sector - 2			Sector - 3			Ideal Lap vs Best Lap						
Clas	Nº	Driver	Time	Nº	Driver	Time	Nº	Driver	Time	Clas	Nº	Driver	Ideal Lap	Best Lap	Clas
1	44	Adrien Catelin	35.368	44	Adrien Catelin	45.981	88	Tom Verdier	38.955	1	44	Adrien Catelin	2:00.426	2:01.038	1
2	9	Henri Bizet	35.450	88	Tom Verdier	46.078	44	Adrien Catelin	39.077	2	88	Tom Verdier	2:00.565	2:01.102	2
3	88	Tom Verdier	35.532	60	Francis Chatelain	46.268	29	Eric Moussier	39.093	3	9	Henri Bizet	2:00.986	2:03.119	15
4	15	Henri Charpentier	35.555	77	Arnaud Mignatelli	46.315	9	Henri Bizet	39.153	4	29	Eric Moussier	2:01.224	2:02.362	7
5	60	Francis Chatelain	35.585	15	Henri Charpentier	46.324	51	Alain Girardot	39.372	5	60	Francis Chatelain	2:01.272	2:02.604	8
6	29	Eric Moussier	35.629	9	Henri Bizet	46.383	60	Francis Chatelain	39.419	6	77	Arnaud Mignatelli	2:01.729	2:02.297	6
7	98	Olivier Guerin	35.671	29	Eric Moussier	46.502	39	Stephane Guerin	39.463	7	39	Stephane Guerin	2:01.811	2:01.898	3
8	39	Stephane Guerin	35.727	51	Alain Girardot	46.600	80	Sébastien Montagne	39.528	8	51	Alain Girardot	2:01.842	2:02.019	4
9	17	Frederic Attia	35.752	39	Stephane Guerin	46.621	77	Arnaud Mignatelli	39.579	9	17	Frederic Attia	2:02.141	2:02.141	5
10	77	Arnaud Mignatelli	35.835	12	Arnaud Griffon	46.621	17	Frederic Attia	39.675	10	15	Henri Charpentier	2:02.225	2:02.663	10
11	51	Alain Girardot	35.870	75	Alexandre Pinto	46.677	75	Alexandre Pinto	39.703	11	75	Alexandre Pinto	2:02.302	2:02.871	12
12	75	Alexandre Pinto	35.922	98	Olivier Guerin	46.704	12	Arnaud Griffon	39.770	12	98	Olivier Guerin	2:02.310	2:03.270	16
13	80	Sébastien Montagne	35.980	17	Frederic Attia	46.714	11	Remy Schmied	39.771	13	12	Arnaud Griffon	2:02.421	2:02.630	9
14	32	Jean-Pierre Mignatelli	35.986	32	Jean-Pierre Mignatelli	46.871	20	Franck Chahinian	39.795	14	80	Sébastien Montagne	2:02.473	2:02.734	11
15	12	Arnaud Griffon	36.030	80	Sébastien Montagne	46.965	98	Olivier Guerin	39.935	15	11	Remy Schmied	2:02.801	2:02.997	14
16	11	Remy Schmied	36.043	11	Remy Schmied	46.987	65	Christophe Vidal	40.010	16	32	Jean-Pierre Mignatelli	2:02.988	2:02.988	13
17	20	Franck Chahinian	36.116	20	Franck Chahinian	47.124	32	Jean-Pierre Mignatelli	40.131	17	20	Franck Chahinian	2:03.035	2:03.614	17
18	65	Christophe Vidal	36.237	81	Francois Xavier Fleury	47.183	15	Henri Charpentier	40.346	18	65	Christophe Vidal	2:03.485	2:03.922	18
19	81	Francois Xavier Fleury	36.246	65	Christophe Vidal	47.238	71	Laurent Bouterin	40.348	19	81	Francois Xavier Fleury	2:03.900	2:05.356	23
20	71	Laurent Bouterin	36.385	27	Harald Mag	47.388	13	Norbert Paprocki	40.369	20	70	Thomas Bouterin	2:04.485	2:05.293	22
21	70	Thomas Bouterin	36.485	70	Thomas Bouterin	47.465	27	Harald Mag	40.382	21	27	Harald Mag	2:04.533	2:05.044	20
22	68	Christophe Antoni	36.609	68	Christophe Antoni	47.798	81	Francois Xavier Fleury	40.471	22	71	Laurent Bouterin	2:04.817	2:04.817	19
23	27	Harald Mag	36.763	61	Michel Cloud	47.845	70	Thomas Bouterin	40.535	23	13	Norbert Paprocki	2:05.273	2:05.273	21
24	13	Norbert Paprocki	36.839	13	Norbert Paprocki	48.065	38	Claude Boueix	40.890	24	68	Christophe Antoni	2:05.437	2:07.262	27
25	61	Michel Cloud	36.975	71	Laurent Bouterin	48.084	61	Michel Cloud	40.989	25	61	Michel Cloud	2:05.809	2:06.324	24
26	21	Sylvio Bossi	36.979	21	Sylvio Bossi	48.193	68	Christophe Antoni	41.030	26	38	Claude Boueix	2:06.111	2:07.004	25
27	38	Claude Boueix	36.996	38	Claude Boueix	48.225	21	Sylvio Bossi	41.270	27	21	Sylvio Bossi	2:06.442	2:08.312	28
28	86	Pierre-Gilles Gauthier	37.332	86	Pierre-Gilles Gauthier	48.280	86	Pierre-Gilles Gauthier	41.373	28	86	Pierre-Gilles Gauthier	2:06.985	2:07.040	26
29	41	Pascal Meignan	37.400	41	Pascal Meignan	48.328	92	Olivier Loi	42.286	29	26	Gilles Charpentier	2:11.430	2:11.430	29
30	26	Gilles Charpentier	38.890	92	Olivier Loi	49.468	26	Gilles Charpentier	42.580	30	41	Pascal Meignan	2:14.458	2:14.458	30
31	92	Olivier Loi	45.665	26	Gilles Charpentier	49.960	41	Pascal Meignan	48.730	31	92	Olivier Loi	2:17.419	Transpo	31



Circuit de Barcelona
Caterham Cup 420R
Qualifying - 1
Best 5 Lap Times



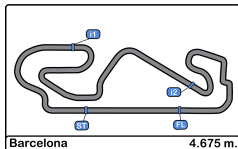
Cls	N°	Driver	Nat	Team	Nat	Vehicle	Cat	Cls	Best 1		Best 2		Best 3		Best 4		Best 5	
									Time	Lap	Time	Lap	Time	Lap	Time	Lap	Time	Lap
1	44	Adrien Catelin	FRA	CCF	FRA		A	1	2:01.038	10	2:01.113	3	2:01.163	9	2:01.166	6	2:11.591	2
2	88	Tom Verdier	FRA	ROSSELSP	FRA		A	2	2:01.102	9	2:01.403	10	2:01.594	3	2:10.947	2	3:22.893	8
3	39	Stephane Guerin	FRA	ARKADIA RACING	FRA		A	3	2:01.898	10	2:02.389	6	2:04.176	3	2:09.930	9	2:19.722	2
4	51	Alain Girardot	FRA	CCF	FRA		B	1	2:02.019	9	2:02.558	10	2:03.177	6	2:09.271	2	5:10.676	5
5	17	Frederic Attia	FRA	CCF	FRA		A	4	2:02.141	9	2:02.660	3	2:03.533	6	2:03.548	10	2:09.165	2
6	77	Arnaud Mignatelli	FRA	CCF	FRA		A	5	2:02.297	10	2:02.942	7	2:03.162	3	2:03.906	11	2:05.504	4
7	29	Eric Moussier	FRA	CCF	FRA		A	6	2:02.362	9	2:03.032	6	2:04.485	3	2:04.774	10	2:08.753	2
8	60	Francis Chatelain	FRA	PALM	FRA		B	2	2:02.604	10	2:02.718	9	2:03.553	3	2:03.854	6	2:09.057	2
9	12	Arnaud Griffon	FRA	ARKADIA RACING	FRA		A	7	2:02.630	6	2:03.064	9	2:03.087	10	2:10.965	2	2:53.354	8
10	15	Henri Charpentier	FRA	CCF	FRA		A	8	2:02.663	9	2:04.098	3	2:09.825	2	2:10.450	6	2:49.284	8
11	80	Sébastien Montagne	FRA	ST ELOI	FRA		A	9	2:02.734	10	2:03.118	9	2:03.442	6	2:05.627	3	2:10.330	2
12	75	Alexandre Pinto	FRA	ST ELOI	FRA		A	10	2:02.871	10	2:02.964	9	2:03.685	3	2:03.910	6	2:10.337	2
13	32	Jean-Pierre Mignatelli	FRA	CCF	FRA		B	3	2:02.988	9	2:04.989	10	2:06.820	3	2:06.884	2	2:07.858	6
14	11	Remy Schmied	FRA	IND	FRA		A	11	2:02.997	10	2:03.335	9	2:07.256	6	2:07.344	3	2:13.175	2
15	9	Henri Bizet	FRA	PALM	FRA		A	12	2:03.119	3	2:03.177	10	2:03.451	2	2:52.941	8	5:06.460	5
16	98	Olivier Guerin	FRA	CCF	FRA		A	13	2:03.270	10	2:04.488	6	2:05.968	3	2:10.525	2	3:45.981	8
17	20	Franck Chahinian	FRA	ARKADIA RACING	FRA		A	14	2:03.614	9	2:03.627	8	2:04.390	3	2:11.878	2	3:21.169	7
18	65	Christophe Vidal	FRA	IND	FRA		A	15	2:03.922	9	2:04.234	3	2:04.559	10	2:04.883	6	2:10.549	2
19	71	Laurent Bouterin	FRA	IND	FRA		A	16	2:04.817	10	2:05.539	9	2:06.212	6	2:07.103	3	2:12.724	2
20	27	Harald Mag	FRA	CCF	FRA		A	17	2:05.044	9	2:06.901	10	2:07.767	6	2:08.515	2	2:09.100	3
21	13	Norbert Paprocki	FRA	ST ELOI	FRA		B	4	2:05.273	10	2:06.626	9	2:06.866	6	2:10.329	2	2:10.526	3
22	70	Thomas Bouterin	FRA	ST ELOI	FRA		A	18	2:05.293	10	2:05.498	6	2:05.558	9	2:06.901	3	2:10.974	2
23	81	Francois Xavier Fleury	FRA	ST ELOI	FRA		A	19	2:05.356	9	2:06.422	3	2:09.897	6	2:10.396	2	2:58.156	8
24	61	Michel Cloud	FRA	CCF	FRA		B	5	2:06.324	8	2:06.955	9	2:07.832	3	2:12.366	2	4:54.645	5
25	38	Claude Boueix	FRA	DOG RACING	FRA		B	6	2:07.004	10	2:07.155	3	2:07.344	9	2:09.197	6	2:10.547	2
26	86	Pierre-Gilles Gauthier	FRA	ST ELOI	FRA		A	20	2:07.040	10	2:07.820	9	2:09.032	6	2:10.322	2	2:10.910	3
27	68	Christophe Antoni	FRA	IND	FRA		A	21	2:07.262	9	2:07.632	8	2:11.138	2	2:38.625	7	4:59.539	5
28	21	Sylvio Bossi	FRA	CCF	FRA		B	7	2:08.312	10	2:08.496	6	2:08.575	3	2:11.651	2	2:52.439	8
29	26	Gilles Charpentier	FRA	CCF	FRA		B	8	2:11.430	2								
30	41	Pascal Meignan	FRA	ST ELOI	FRA		B	9	2:14.458	2								
31	92	Olivier Loi	FRA	ST ELOI	FRA		B	10										



Circuit de Barcelona
Caterham Cup 420R
Qualifying - 1
Best 5 Top Speeds



Cls	N°	Driver	Nat	Team	Nat	Vehicle	Cat	Cls	Top 1		Top 2		Top 3		Top 4		Top 5		Avg
									Km/h	Lap	Km/h	Lap	Km/h	Lap	Km/h	Lap	Km/h	Lap	
1	15	Henri Charpentier	FRA	CCF	FRA	CCF	A	1	217.3	4	216.4	10	214.7	9	213.8	6	213.0	3	215.0
2	44	Adrien Catelin	FRA	CCF	FRA	CCF	A	2	217.3	3	217.3	6	216.8	9	216.0	10	215.5	4	216.6
3	68	Christophe Antoni	FRA	IND	FRA	IND	A	3	217.3	9	215.1	8	213.8	4	213.0	2	212.1	6	214.3
4	75	Alexandre Pinto	FRA	ST ELOI	FRA	ST ELOI	A	4	217.3	11	216.4	2	216.4	3	214.7	4	214.7	10	215.9
5	9	Henri Bizet	FRA	PALM	FRA	PALM	A	5	216.8	9	216.0	4	216.0	7	215.1	3	212.1	6	215.2
6	27	Harald Mag	FRA	CCF	FRA	CCF	A	6	216.8	9	215.5	2	215.5	6	215.1	10	212.1	4	215.0
7	60	Francis Chatelain	FRA	PALM	FRA	PALM	B	1	216.8	6	216.8	7	214.2	10	213.4	4	211.7	3	214.6
8	77	Arnaud Mignatelli	FRA	CCF	FRA	CCF	A	7	216.8	7	215.5	8	213.4	10	211.3	11	210.1	12	213.4
9	12	Arnaud Griffon	FRA	ARKADIA RACING	FRA	ARKADIA RACING	A	8	216.4	7	216.0	3	216.0	6	216.0	9	216.0	10	216.0
10	17	Frederic Attia	FRA	CCF	FRA	CCF	A	9	216.4	3	216.4	11	215.5	4	214.7	10	211.7	6	214.9
11	41	Pascal Meignan	FRA	ST ELOI	FRA	ST ELOI	B	2	216.4	2	140.8	1							178.6
12	51	Alain Girardot	FRA	CCF	FRA	CCF	B	3	216.4	10	213.4	9	213.0	7	209.3	4	208.4	3	212.1
13	88	Tom Verdier	FRA	ROSSELSP	FRA	ROSSELSP	A	10	216.4	9	216.0	7	215.5	10	215.1	3	212.1	4	215.0
14	39	Stephane Guerin	FRA	ARKADIA RACING	FRA	ARKADIA RACING	A	11	216.0	11	215.5	9	215.5	10	215.1	7	213.8	4	215.2
15	98	Olivier Guerin	FRA	CCF	FRA	CCF	A	12	216.0	9	215.5	11	214.7	4	213.0	2	212.5	3	214.3
16	29	Eric Moussier	FRA	CCF	FRA	CCF	A	13	215.5	4	213.4	3	211.3	2	209.7	7	208.8	9	211.7
17	32	Jean-Pierre Mignatelli	FRA	CCF	FRA	CCF	B	4	215.5	9	215.1	4	215.1	10	214.2	6	203.3	2	212.7
18	38	Claude Boueix	FRA	DOG RACING	FRA	DOG RACING	B	5	215.5	4	215.5	9	215.5	10	212.5	3	208.8	6	213.6
19	71	Laurent Bouterin	FRA	IND	FRA	IND	A	14	215.5	3	215.1	9	215.1	10	213.8	6	213.8	7	214.7
20	20	Franck Chahinian	FRA	ARKADIA RACING	FRA	ARKADIA RACING	A	15	215.1	3	215.1	6	213.0	8	213.0	9	212.5	4	213.7
21	61	Michel Cloud	FRA	CCF	FRA	CCF	B	6	215.1	8	211.7	6	208.8	3	208.0	4	207.2	9	210.2
22	81	Francois Xavier Fleury	FRA	ST ELOI	FRA	ST ELOI	A	16	215.1	2	213.4	7	211.7	3	211.7	6	211.7	10	212.7
23	70	Thomas Bouterin	FRA	ST ELOI	FRA	ST ELOI	A	17	214.7	3	213.8	2	213.4	4	210.9	7	209.7	10	212.5
24	80	Sébastien Montagne	FRA	ST ELOI	FRA	ST ELOI	A	18	214.7	2	213.4	7	213.0	3	211.7	6	210.5	10	212.6
25	13	Norbert Paprocki	FRA	ST ELOI	FRA	ST ELOI	B	7	214.2	9	212.5	6	212.5	10	210.1	7	208.4	2	211.6
26	65	Christophe Vidal	FRA	IND	FRA	IND	A	19	214.2	2	214.2	9	212.5	4	212.5	6	212.5	7	213.2
27	11	Remy Schmied	FRA	IND	FRA	IND	A	20	213.8	2	213.8	7	213.0	10	211.7	11	211.3	4	212.7
28	21	Sylvio Bossi	FRA	CCF	FRA	CCF	B	8	212.5	6	212.1	9	212.1	10	210.9	4	210.1	2	211.6
29	86	Pierre-Gilles Gauthier	FRA	ST ELOI	FRA	ST ELOI	A	21	210.9	9	210.5	11	210.1	10	208.8	6	208.4	2	209.7
30	26	Gilles Charpentier	FRA	CCF	FRA	CCF	B	9	201.8	2	138.8	1							170.3
31	92	Olivier Loi	FRA	ST ELOI	FRA	ST ELOI	B	10	122.8	2	105.9	1	69.3	3					99.3



Circuit de Barcelona

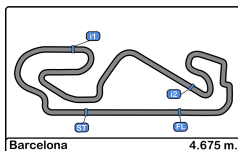
Caterham Cup 420R

Qualifying - 1

Fastest Laps Sequence



Lap	Time of Day	Session Time	Nº	Driver	Nat	Team	Nat	Vehicle	Cat	Time	Km/h
2	9:34:38.973	4:38.973	77	Arnaud Mignatelli		CCF			A	2:06.785	132.7
2	9:35:18.548	5:18.548	9	Henri Bizet		PALM			A	2:03.451	136.3
3	9:36:42.135	6:42.135	77	Arnaud Mignatelli		CCF			A	2:03.162	136.6
3	9:37:11.301	7:11.301	88	Tom Verdier		ROSSELSP			A	2:01.594	138.4
3	9:37:13.550	7:13.550	44	Adrien Catelin		CCF			A	2:01.113	138.9
9	9:55:46.489	25:46.489	88	Tom Verdier		ROSSELSP			A	2:01.102	138.9
10	9:57:21.495	27:21.495	44	Adrien Catelin		CCF			A	2:01.038	139.0



Circuit de Barcelona

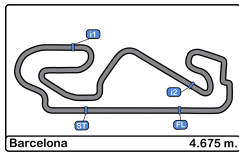
Caterham Cup 420R

Qualifying - 1

Event Best Maximum Speed



Nº	Driver	Nat	Team	Nat	Vehicle	Cat	Clas	Km/h	Session
9	Henri Bizet		PALM			A	1	217.7	Free Practice
32	Jean-Pierre Mignatelli		CCF			B	1	217.3	Free Practice
88	Tom Verdier		ROSSELSP			A	2	217.3	Free Practice
77	Arnaud Mignatelli		CCF			A	3	217.3	Free Practice
11	Remy Schmied		IND			A	4	217.3	Free Practice
15	Henri Charpentier		CCF			A	5	217.3	Free Practice
44	Adrien Catelin		CCF			A	6	217.3	Qualifying - 1
68	Christophe Antoni		IND			A	7	217.3	Qualifying - 1
75	Alexandre Pinto		ST ELOI			A	8	217.3	Qualifying - 1
80	Sébastien Montagne		ST ELOI			A	9	216.8	Free Practice
92	Olivier Loi		ST ELOI			B	2	216.8	Free Practice
39	Stephane Guerin		ARKADIA RACING			A	10	216.8	Free Practice
60	Francis Chatelain		PALM			B	3	216.8	Qualifying - 1
27	Harald Mag		CCF			A	11	216.8	Qualifying - 1
24	Bertrand Semaille		CCF			A	12	216.4	Free Practice
61	Michel Cloud		CCF			B	4	216.4	Free Practice
65	Christophe Vidal		IND			A	13	216.4	Free Practice
41	Pascal Meignan		ST ELOI			B	5	216.4	Qualifying - 1
17	Frederic Attia		CCF			A	14	216.4	Qualifying - 1
12	Arnaud Griffon		ARKADIA RACING			A	15	216.4	Qualifying - 1
51	Alain Girardot		CCF			B	6	216.4	Qualifying - 1
29	Eric Moussier		CCF			A	16	216.0	Free Practice
98	Olivier Guerin		CCF			A	17	216.0	Qualifying - 1
70	Thomas Bouterin		ST ELOI			A	18	215.5	Free Practice
20	Franck Chahinian		ARKADIA RACING			A	19	215.5	Free Practice
13	Norbert Paprocki		ST ELOI			B	7	215.5	Free Practice
71	Laurent Bouterin		IND			A	20	215.5	Qualifying - 1
38	Claude Boueix		DOG RACING			B	8	215.5	Qualifying - 1
81	Francois Xavier Fleury		ST ELOI			A	21	215.1	Free Practice
7	Vincent Beltoise		CCF			B	9	214.2	Free Practice
21	Sylvio Bossi		CCF			B	10	212.5	Qualifying - 1
86	Pierre-Gilles Gauthier		ST ELOI			A	22	211.3	Free Practice
26	Gilles Charpentier		CCF			B	11	208.0	Free Practice



Circuit de Barcelona

Caterham Cup 420R

Qualifying - 1

Pit Stop Analysis



9 Henri Bizet

A PALM

Nº	In Day Time	In Time	Out Time	Pit Time	T. Pit Time	Handicap	Penalty
1	9:40:00.012	9:40:00.012	9:42:09.920	2:09.908	2:09.908		
2	9:50:20.375	9:50:20.375	9:51:15.306	54.931	3:04.839		

11 Remy Schmied

A IND

Nº	In Day Time	In Time	Out Time	Pit Time	T. Pit Time	Handicap	Penalty
1	9:40:12.157	9:40:12.157	9:42:17.239	2:05.082	2:05.082		
2	9:49:26.964	9:49:26.964	9:51:08.940	1:41.976	3:47.058		

12 Arnaud Griffon

A ARKADIA RACING

Nº	In Day Time	In Time	Out Time	Pit Time	T. Pit Time	Handicap	Penalty
1	9:39:47.600	9:39:47.600	9:42:06.587	2:18.987	2:18.987		
2	9:50:28.814	9:50:28.814	9:51:24.497	55.683	3:14.670		

13 Norbert Paprocki

B ST ELOI

Nº	In Day Time	In Time	Out Time	Pit Time	T. Pit Time	Handicap	Penalty
1	9:39:16.218	9:39:16.218	9:39:54.490	38.272	38.272		
2	9:49:14.882	9:49:14.882	9:51:03.477	1:48.595	2:26.867		

15 Henri Charpentier

A CCF

Nº	In Day Time	In Time	Out Time	Pit Time	T. Pit Time	Handicap	Penalty
1	9:40:21.511	9:40:21.511	9:42:27.367	2:05.856	2:05.856		
2	9:50:49.249	9:50:49.249	9:51:37.196	47.947	2:53.803		

17 Frederic Attia

A CCF

Nº	In Day Time	In Time	Out Time	Pit Time	T. Pit Time	Handicap	Penalty
1	9:39:55.390	9:39:55.390	9:42:19.562	2:24.172	2:24.172		
2	9:49:16.768	9:49:16.768	9:51:20.372	2:03.604	4:27.776		

20 Franck Chahinian

A ARKADIA RACING

Nº	In Day Time	In Time	Out Time	Pit Time	T. Pit Time	Handicap	Penalty
1	9:39:53.879	9:39:53.879	9:44:19.112	4:25.233	4:25.233		
2	9:49:46.640	9:49:46.640	9:51:06.240	1:19.600	5:44.833		

21 Sylvio Bossi

B CCF

Nº	In Day Time	In Time	Out Time	Pit Time	T. Pit Time	Handicap	Penalty
1	9:40:24.919	9:40:24.919	9:42:28.140	2:03.221	2:03.221		
2	9:50:46.159	9:50:46.159	9:51:33.961	47.802	2:51.023		

27 Harald Mag

A CCF

Nº	In Day Time	In Time	Out Time	Pit Time	T. Pit Time	Handicap	Penalty
1	9:40:32.251	9:40:32.251	9:42:30.464	1:58.213	1:58.213		
2	9:50:56.029	9:50:56.029	9:51:40.039	44.010	2:42.223		

29 Eric Moussier

A CCF

Nº	In Day Time	In Time	Out Time	Pit Time	T. Pit Time	Handicap	Penalty
1	9:39:39.829	9:39:39.829	9:42:12.949	2:33.120	2:33.120		
2	9:49:39.253	9:49:39.253	9:51:04.716	1:25.463	3:58.583		

32 Jean-Pierre Mignatelli

B CCF

Nº	In Day Time	In Time	Out Time	Pit Time	T. Pit Time	Handicap	Penalty
1	9:42:07.056	9:42:07.056	9:42:39.447	32.391	32.391		
2	9:50:59.448	9:50:59.448	9:51:41.626	42.178	1:14.569		

38 Claude Boueix

B DOG RACING

Nº	In Day Time	In Time	Out Time	Pit Time	T. Pit Time	Handicap	Penalty
1	9:40:18.451	9:40:18.451	9:42:36.253	2:17.802	2:17.802		
2	9:50:42.977	9:50:42.977	9:51:44.126	1:01.149	3:18.951		

39 Stephane Guerin

A ARKADIA RACING

Nº	In Day Time	In Time	Out Time	Pit Time	T. Pit Time	Handicap	Penalty
1	9:39:50.191	9:39:50.191	9:42:07.391	2:17.200	2:17.200		
2	9:50:23.376	9:50:23.376	9:51:19.278	55.902	3:13.102		

44 Adrien Catelin

A CCF

Nº	In Day Time	In Time	Out Time	Pit Time	T. Pit Time	Handicap	Penalty
1	9:39:41.283	9:39:41.283	9:42:14.732	2:33.449	2:33.449		
2	9:50:21.711	9:50:21.711	9:51:16.763	55.052	3:28.501		

51 Alain Girardot

B CCF

Nº	In Day Time	In Time	Out Time	Pit Time	T. Pit Time	Handicap	Penalty
1	9:39:37.032	9:39:37.032	9:42:15.913	2:38.881	2:38.881		
2	9:49:45.384	9:49:45.384	9:51:05.521	1:20.137	3:59.018		

60 Francis Chatelain

B PALM

Nº	In Day Time	In Time	Out Time	Pit Time	T. Pit Time	Handicap	Penalty
1	9:39:45.280	9:39:45.280	9:42:05.562	2:20.282	2:20.282		
2	9:50:15.757	9:50:15.757	9:51:13.673	57.916	3:18.198		

61 Michel Cloud

B CCF

Nº	In Day Time	In Time	Out Time	Pit Time	T. Pit Time	Handicap	Penalty
1	9:40:15.310	9:40:15.310	9:42:20.853	2:05.543	2:05.543		
2	9:47:47.910	9:47:47.910	9:51:07.040	3:19.130	5:24.673		

65 Christophe Vidal

A IND

Nº	In Day Time	In Time	Out Time	Pit Time	T. Pit Time	Handicap	Penalty
1	9:39:57.264	9:39:57.264	9:42:11.118	2:13.854	2:13.854		
2	9:49:25.252	9:49:25.252	9:51:11.187	1:45.935	3:59.789		

68 Christophe Antoni

A IND

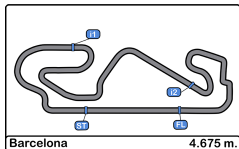
Nº	In Day Time	In Time	Out Time	Pit Time	T. Pit Time	Handicap	Penalty
1	9:40:10.369	9:40:10.369	9:42:14.188	2:03.819	2:03.819		
2	9:51:10.256	9:51:10.256	9:51:45.437	35.181	2:39.000		

70 Thomas Bouterin

A ST ELOI

Nº	In Day Time	In Time	Out Time	Pit Time	T. Pit Time	Handicap	Penalty
1	9:40:13.820	9:40:13.820	9:42:32.054	2:18.234	2:18.234		
2	9:50:37.066	9:50:37.066	9:52:03.747	1:26.681	3:44.915		





Circuito de Barcelona
Caterham Cup 420R
Qualifying - 1
Pit Stop Analysis



71 Laurent Bouterin

A IND

Nº	In Day Time	In Time	Out Time	Pit Time	T. Pit Time	Handicap	Penalty
1	9:40:05.934	9:40:05.934	9:42:45.342	2:39.408	2:39.408		
2	9:50:34.924	9:50:34.924	9:52:04.467	1:29.543	4:08.951		

75 Alexandre Pinto

A ST ELOI

Nº	In Day Time	In Time	Out Time	Pit Time	T. Pit Time	Handicap	Penalty
1	9:39:52.289	9:39:52.289	9:42:08.716	2:16.427	2:16.427		
2	9:49:29.958	9:49:29.958	9:51:23.045	1:53.087	4:09.514		

77 Arnaud Mignatelli

A CCF

Nº	In Day Time	In Time	Out Time	Pit Time	T. Pit Time	Handicap	Penalty
1	9:41:31.226	9:41:31.226	9:42:34.745	1:03.519	1:03.519		
2	9:50:25.648	9:50:25.648	9:51:22.007	56.359	1:59.878		

80 Sébastien Montagne

A ST ELOI

Nº	In Day Time	In Time	Out Time	Pit Time	T. Pit Time	Handicap	Penalty
1	9:40:04.315	9:40:04.315	9:42:22.790	2:18.475	2:18.475		
2	9:50:30.725	9:50:30.725	9:51:27.303	56.578	3:15.053		

81 Francois Xavier Fleury

A ST ELOI

Nº	In Day Time	In Time	Out Time	Pit Time	T. Pit Time	Handicap	Penalty
1	9:40:08.099	9:40:08.099	9:42:20.278	2:12.179	2:12.179		
2	9:50:39.852	9:50:39.852	9:51:35.609	55.757	3:07.936		

86 Pierre-Gilles Gauthier

A ST ELOI

Nº	In Day Time	In Time	Out Time	Pit Time	T. Pit Time	Handicap	Penalty
1	9:40:34.611	9:40:34.611	9:42:29.436	1:54.825	1:54.825		
2	9:50:51.536	9:50:51.536	9:51:38.561	47.025	2:41.850		

88 Tom Verdier

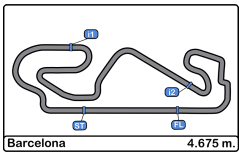
A ROSSELSP

Nº	In Day Time	In Time	Out Time	Pit Time	T. Pit Time	Handicap	Penalty
1	9:39:43.074	9:39:43.074	9:42:04.345	2:21.271	2:21.271		
2	9:50:18.160	9:50:18.160	9:51:42.699	1:24.539	3:45.810		

98 Olivier Guerin

A CCF

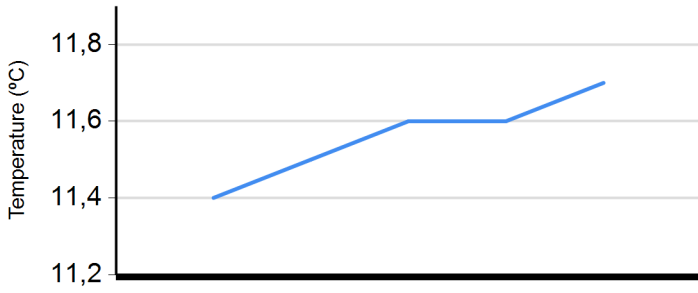
Nº	In Day Time	In Time	Out Time	Pit Time	T. Pit Time	Handicap	Penalty
1	9:40:02.929	9:40:02.929	9:42:18.573	2:15.644	2:15.644		
2	9:49:20.669	9:49:20.669	9:51:08.264	1:47.595	4:03.239		




Circuit de Barcelona
 Caterham Cup 420R
 Qualifying - 1
 Weather Report



Air Temperature




Track Temperature




Session Time

Humidity



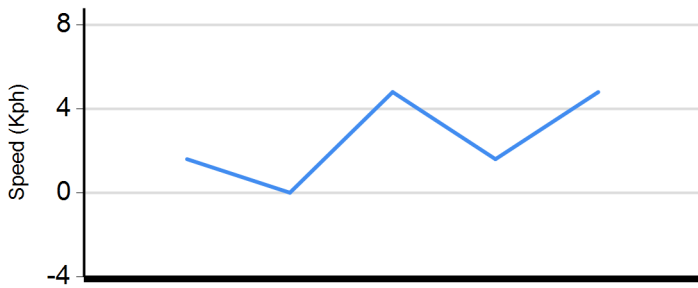
Session Time

Pressure



Session Time

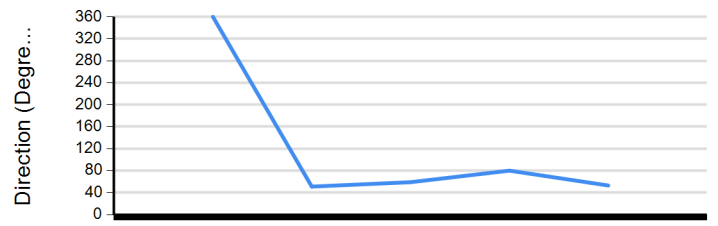
Wind Speed



Session Time

Wind direction

North = 0°/360° Est = 90° South = 180° West= 270°



Session Time

Session Time

