

Circuit de Barcelona
Caterham Cup 420R
Qualifying - 2
Provisional Results



Barcelona 4.675 m.

Clas	Nº	Driver	Nat	Team	Nat	Vehicle	Cat	Clas	Laps	Best	Time	Gap	Interval	Km/h
1	88	Tom Verdier	FRA	ROSSELSP	FRA		A	1	10	5	2:00.723			139.4
2	44	Adrien Catelin	FRA	CCF	FRA		A	2	10	8	2:00.878	0.155	0.155	139.2
3	29	Eric Moussier	FRA	CCF	FRA		A	3	8	4	2:01.125	0.402	0.247	138.9
4	9	Henri Bizet	FRA	PALM	FRA		A	4	10	5	2:01.317	0.594	0.192	138.7
5	60	Francis Chatelain	FRA	PALM	FRA		B	1	8	8	2:01.645	0.922	0.328	138.3
6	51	Alain Girardot	FRA	CCF	FRA		B	2	9	6	2:01.998	1.275	0.353	137.9
7	39	Stephane Guerin	FRA	ARKADIA RACING	FRA		A	5	10	10	2:02.025	1.302	0.027	137.9
8	77	Arnaud Mignatelli	FRA	CCF	FRA		A	6	9	7	2:02.037	1.314	0.012	137.9
9	17	Frederic Attia	FRA	CCF	FRA		A	7	10	7	2:02.044	1.321	0.007	137.9
10	15	Henri Charpentier	FRA	CCF	FRA		A	8	10	7	2:02.070	1.347	0.026	137.8
11	80	Sébastien Montagne	FRA	ST ELOI	FRA		A	9	9	7	2:02.179	1.456	0.109	137.7
12	98	Olivier Guerin	FRA	CCF	FRA		A	10	9	7	2:02.212	1.489	0.033	137.7
13	75	Alexandre Pinto	FRA	ST ELOI	FRA		A	11	10	3	2:02.248	1.525	0.036	137.6
14	12	Arnaud Griffon	FRA	ARKADIA RACING	FRA		A	12	10	10	2:02.442	1.719	0.194	137.4
15	92	Olivier Loi	FRA	ST ELOI	FRA		B	3	10	4	2:02.458	1.735	0.016	137.4
16	41	Pascal Meignan	FRA	ST ELOI	FRA		B	4	10	6	2:02.690	1.967	0.232	137.1
17	11	Remy Schmied	FRA	IND	FRA		A	13	10	9	2:02.760	2.037	0.070	137.0
18	81	Francois Xavier Fleury	FRA	ST ELOI	FRA		A	14	10	6	2:02.918	2.195	0.158	136.9
19	20	Franck Chahinian	FRA	ARKADIA RACING	FRA		A	15	9	6	2:02.936	2.213	0.018	136.9
20	68	Christophe Antoni	FRA	IND	FRA		A	16	9	7	2:03.029	2.306	0.093	136.7
21	70	Thomas Bouterin	FRA	ST ELOI	FRA		A	17	10	6	2:03.143	2.420	0.114	136.6
22	71	Laurent Bouterin	FRA	IND	FRA		A	18	9	4	2:03.667	2.944	0.524	136.0
23	32	Jean-Pierre Mignatelli	FRA	CCF	FRA		B	5	9	7	2:03.831	3.108	0.164	135.9
24	27	Harald Mag	FRA	CCF	FRA		A	19	9	7	2:04.018	3.295	0.187	135.7
25	38	Claude Boueix	FRA	DOG RACING	FRA		B	6	10	9	2:04.644	3.921	0.626	135.0
26	65	Christophe Vidal	FRA	IND	FRA		A	20	6	5	2:04.881	4.158	0.237	134.7
27	13	Norbert Paprocki	FRA	ST ELOI	FRA		B	7	10	3	2:06.070	5.347	1.189	133.4
28	61	Michel Cloud	FRA	CCF	FRA		B	8	10	9	2:06.320	5.597	0.250	133.2
29	86	Pierre-Gilles Gauthier	FRA	ST ELOI	FRA		A	21	10	6	2:06.737	6.014	0.417	132.7
30	21	Sylvio Bossi	FRA	CCF	FRA		B	9	9	5	2:07.240	6.517	0.503	132.2
31	26	Gilles Charpentier	FRA	CCF	FRA		B	10	8	8	2:08.258	7.535	1.018	131.2

*** PENALTIES**

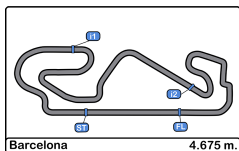
- CAR 29 TIME 2:01.626 DELETED TRACK LIMITS AT T 9
- CAR 12 TIME 2:06.658 DELETED TRACK LIMITS AT T 9
- CAR 70 TIME 2:04.636 DELETED TRACK LIMITS AT T 9
- CAR 71 TIME 2:05.662 DELETED TRACK LIMITS AT T 9
- CAR 17 TIME 2:02.462 DELETED TRACK LIMITS AT T 9
- CAR 44 TIME 2:00.690 DELETED TRACK LIMITS AT T 15
- CAR 44 TIME 10:12:21.664 DELETED TRACK LIMITS AT T 15
- CAR 44 TIME 2:00.657 DELETED TRACK LIMITS AT T 15
- CAR 92 TIME 2:04.643 DELETED TRACK LIMITS AT T 15
- CAR 12 TIME 2:02.212 DELETED TRACK LIMITS AT T 9
- CAR 20 TIME 2:03.139 DELETED TRACK LIMITS AT T 9
- CAR 17 TIME 2:02.345 DELETED TRACK LIMITS AT T 15

Published at:.....

Track Temp: 11.2 °C Air Temp: 12.5 °C Humidity: 68 % Track Status: DRY

Stewards:	Race Director:	Timekeeper: Luis Angel Garcia Nufez JOB/I-0020-ESP
------------------	-----------------------	---





Circuit de Barcelona
Caterham Cup 420R
Qualifying - 2
Provisional Results by Category



Clas	Nº	Driver	Nat	Team	Nat	Vehicle	Cat	Clas	Laps	Best	Time	Gap	Interval	Km/h
A														
1	88	Tom Verdier	FRA	ROSSELSP	FRA		A	1	10	5	2:00.723			139.4
2	44	Adrien Catelin	FRA	CCF	FRA		A	2	10	8	2:00.878	0.155	0.155	139.2
3	29	Eric Moussier	FRA	CCF	FRA		A	3	8	4	2:01.125	0.402	0.247	138.9
4	9	Henri Bizet	FRA	PALM	FRA		A	4	10	5	2:01.317	0.594	0.192	138.7
5	39	Stephane Guerin	FRA	ARKADIA RACING	FRA		A	5	10	10	2:02.025	1.302	0.708	137.9
6	77	Arnaud Mignatelli	FRA	CCF	FRA		A	6	9	7	2:02.037	1.314	0.012	137.9
7	17	Frederic Attia	FRA	CCF	FRA		A	7	10	7	2:02.044	1.321	0.007	137.9
8	15	Henri Charpentier	FRA	CCF	FRA		A	8	10	7	2:02.070	1.347	0.026	137.8
9	80	Sébastien Montagne	FRA	ST ELOI	FRA		A	9	9	7	2:02.179	1.456	0.109	137.7
10	98	Olivier Guerin	FRA	CCF	FRA		A	10	9	7	2:02.212	1.489	0.033	137.7
11	75	Alexandre Pinto	FRA	ST ELOI	FRA		A	11	10	3	2:02.248	1.525	0.036	137.6
12	12	Arnaud Griffon	FRA	ARKADIA RACING	FRA		A	12	10	10	2:02.442	1.719	0.194	137.4
13	11	Remy Schmied	FRA	IND	FRA		A	13	10	9	2:02.760	2.037	0.318	137.0
14	81	Francois Xavier Fleury	FRA	ST ELOI	FRA		A	14	10	6	2:02.918	2.195	0.158	136.9
15	20	Franck Chahinian	FRA	ARKADIA RACING	FRA		A	15	9	6	2:02.936	2.213	0.018	136.9
16	68	Christophe Antoni	FRA	IND	FRA		A	16	9	7	2:03.029	2.306	0.093	136.7
17	70	Thomas Bouterin	FRA	ST ELOI	FRA		A	17	10	6	2:03.143	2.420	0.114	136.6
18	71	Laurent Bouterin	FRA	IND	FRA		A	18	9	4	2:03.667	2.944	0.524	136.0
19	27	Harald Mag	FRA	CCF	FRA		A	19	9	7	2:04.018	3.295	0.351	135.7
20	65	Christophe Vidal	FRA	IND	FRA		A	20	6	5	2:04.881	4.158	0.863	134.7
21	86	Pierre-Gilles Gauthier	FRA	ST ELOI	FRA		A	21	10	6	2:06.737	6.014	1.856	132.7

B														
1	60	Francis Chatelain	FRA	PALM	FRA		B	1	8	8	2:01.645			138.3
2	51	Alain Girardot	FRA	CCF	FRA		B	2	9	6	2:01.998	0.353	0.353	137.9
3	92	Olivier Loi	FRA	ST ELOI	FRA		B	3	10	4	2:02.458	0.813	0.460	137.4
4	41	Pascal Meignan	FRA	ST ELOI	FRA		B	4	10	6	2:02.690	1.045	0.232	137.1
5	32	Jean-Pierre Mignatelli	FRA	CCF	FRA		B	5	9	7	2:03.831	2.186	1.141	135.9
6	38	Claude Boueix	FRA	DOG RACING	FRA		B	6	10	9	2:04.644	2.999	0.813	135.0
7	13	Norbert Paprocki	FRA	ST ELOI	FRA		B	7	10	3	2:06.070	4.425	1.426	133.4
8	61	Michel Cloud	FRA	CCF	FRA		B	8	10	9	2:06.320	4.675	0.250	133.2
9	21	Sylvio Bossi	FRA	CCF	FRA		B	9	9	5	2:07.240	5.595	0.920	132.2
10	26	Gilles Charpentier	FRA	CCF	FRA		B	10	8	8	2:08.258	6.613	1.018	131.2

*** PENALTIES**

CAR 29 TIME 2:01.626 DELETED TRACK LIMITS AT T 9

CAR 12 TIME 2:06.658 DELETED TRACK LIMITS AT T 9

CAR 70 TIME 2:04.636 DELETED TRACK LIMITS AT T 9

CAR 71 TIME 2:05.662 DELETED TRACK LIMITS AT T 9

CAR 17 TIME 2:02.462 DELETED TRACK LIMITS AT T 9

CAR 44 TIME 2:00.690 DELETED TRACK LIMITS AT T 15

CAR 44 TIME 10:12:21.664 DELETED TRACK LIMITS AT T 15

CAR 44 TIME 2:00.657 DELETED TRACK LIMITS AT T 15

CAR 92 TIME 2:04.643 DELETED TRACK LIMITS AT T 15

CAR 12 TIME 2:02.212 DELETED TRACK LIMITS AT T 9

CAR 20 TIME 2:03.139 DELETED TRACK LIMITS AT T 9

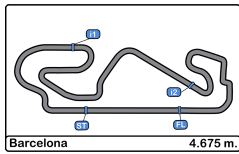
CAR 17 TIME 2:02.345 DELETED TRACK LIMITS AT T 15

Published at:.....

Track Temp: 11.2 °C Air Temp: 12.5 °C Humidity: 68 % Track Status: DRY

Stewards:	Race Director:	Timekeeper: Luis Angel Garcia Nufez JOB/I-0020-ESP
------------------	-----------------------	---





Circuito de Barcelona
Caterham Cup 420R
Qualifying - 2
Lap Analysis



9 Henri Bizet 13 Norbert Paprocki

A						PALM		B						ST ELOI	
Lap	D	Time	Sector 1	Sector 2	Sector 3	T. Spd	Elapsed	Lap	D	Time	Sector 1	Sector 2	Sector 3	T. Spd	Elapsed
1		10:12:15.380	10:10:45.801	49.692	39.887	105.8	10:12:15.380	1		10:12:23.390	10:10:51.302	50.315	41.773	102.7	10:12:23.390
2		2:02.685	36.448	46.559	39.678	210.1	10:14:18.065	2		2:08.753	37.275	49.485	41.993	213.0	10:14:32.143
3		2:01.659	35.719	46.694	39.246	213.0	10:16:19.724	3		2:06.070	36.928	48.386	40.756	216.8	10:16:38.213
4		2:05.335	39.911	46.370	39.054	137.0	10:18:25.059	4		2:07.653	37.368	48.722	41.563	212.1	10:18:45.866
5		2:01.317	35.505	46.535	39.277	214.7	10:20:26.376	5		2:06.081	36.838	48.301	40.942	211.3	10:20:51.947
6		2:11.608	41.699	50.207	39.702	144.1	10:22:37.984	6		2:06.254	37.319	48.105	40.830	213.0	10:22:58.201
7		2:01.875	35.325	46.412	40.138	211.7	10:24:39.859	7		2:07.059	37.269	48.465	41.325	212.5	10:25:05.260
8		2:03.689	37.490	46.655	39.544	211.3	10:26:43.548	8		2:06.836	37.202	48.328	41.306	210.9	10:27:12.096
9		2:03.162	35.439	46.332	41.391	213.4	10:28:46.710	9		2:06.901	37.409	48.843	40.649	213.8	10:29:18.997
10		2:02.767	35.597	47.073	40.097	216.0	10:30:49.477	10		2:06.182	36.586	48.104	41.492	216.4	10:31:25.179
11			46.518	1:02.595		161.9		11			44.383	1:01.279		197.8	

11 Remy Schmied 15 Henri Charpentier

A						IND		A						CCF	
Lap	D	Time	Sector 1	Sector 2	Sector 3	T. Spd	Elapsed	Lap	D	Time	Sector 1	Sector 2	Sector 3	T. Spd	Elapsed
1		10:12:33.283	10:11:01.942	50.018	41.323	150.8	10:12:33.283	1		10:12:46.221	10:11:13.178	50.966	42.077	95.0	10:12:46.221
2		2:04.538	36.477	47.895	40.166	214.7	10:14:37.821	2		2:06.161	37.266	48.344	40.551	207.2	10:14:52.382
3		2:04.186	35.998	47.230	40.958	211.3	10:16:42.007	3		2:02.190	35.768	46.322	40.100	214.7	10:16:54.572
4		2:03.174	35.901	46.940	40.333	216.8	10:18:45.181	4		2:02.811	36.093	46.759	39.959	217.3	10:18:57.383
5		2:02.841	35.872	46.976	39.993	216.4	10:20:48.022	5		2:03.098	36.146	46.991	39.961	208.8	10:21:00.481
6		2:03.138	36.012	47.074	40.052	215.1	10:22:51.160	6		2:02.961	35.641	46.972	40.348	209.3	10:23:03.442
7		2:03.176	36.107	47.001	40.068	213.8	10:24:54.336	7		2:02.070	35.985	46.333	39.752	215.5	10:25:05.512
8		2:23.199	47.799	55.024	40.376	169.8	10:27:17.535	8		2:03.700	35.964	47.599	40.137	214.7	10:27:09.212
9		2:02.760	36.174	46.788	39.798	212.5	10:29:20.295	9		2:03.450	35.875	46.868	40.707	211.3	10:29:12.662
10		2:03.521	36.050	47.518	39.953	213.8	10:31:23.816	10		2:02.973	35.768	47.147	40.058	212.1	10:31:15.635
11			42.646	57.853		166.4		11			39.326	53.175		196.7	

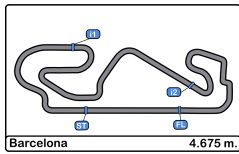
12 Arnaud Griffon 17 Frederic Attia

A						ARKADIA RACING		A						CCF	
Lap	D	Time	Sector 1	Sector 2	Sector 3	T. Spd	Elapsed	Lap	D	Time	Sector 1	Sector 2	Sector 3	T. Spd	Elapsed
1		10:12:27.197	10:10:54.991	50.856	41.350	98.3	10:12:27.197	1		10:12:47.088	10:11:13.606	53.102	40.380	122.1	10:12:47.088
2		2:06.658	39.197	47.558	39.903	213.8	10:14:33.855	2		2:04.250	36.494	47.898	39.858	217.3	10:14:51.338
3		2:04.525	36.489	47.121	40.915	216.4	10:16:38.380	3		2:02.462	35.883	46.897	39.682	215.1	10:16:53.800
4		2:03.604	36.145	47.402	40.057	211.3	10:18:41.984	4		2:03.087	36.486	46.917	39.684	211.7	10:18:56.887
5		2:02.457	36.138	46.609	39.710	214.7	10:20:44.441	5		2:02.802	36.356	46.777	39.669	210.1	10:20:59.689
6		2:02.484	35.785	46.729	39.970	214.7	10:22:46.925	6		2:04.110	36.166	48.353	39.591	210.9	10:23:03.799
7		2:02.599	35.818	46.661	40.120	215.5	10:24:49.524	7		2:02.044	35.930	46.620	39.494	208.8	10:25:05.843
8		2:02.242	35.753	46.580	39.879	217.3	10:26:51.736	8		2:02.454	35.824	46.748	39.882	210.1	10:27:08.297
9		2:07.325	36.124	50.918	40.283	211.7	10:28:59.061	9		2:02.231	36.102	46.713	39.416	210.5	10:29:10.528
10		2:02.442	35.753	46.715	39.974	213.0	10:31:01.503	10		2:02.345	36.105	46.776	39.464	211.3	10:31:12.873
11			2:48.144	1:11.304		211.7		11			36.063	48.977		211.7	

20 Franck Chahinian

A						ARKADIA RACING									
Lap	D	Time	Sector 1	Sector 2	Sector 3	T. Spd	Elapsed	Lap	D	Time	Sector 1	Sector 2	Sector 3	T. Spd	Elapsed
1		10:12:32.240	10:11:01.293	50.204	40.743	126.6	10:12:32.240	1		10:12:32.240	10:11:01.293	50.204	40.743	126.6	10:12:32.240
2		2:05.289	36.782	47.222	41.285	212.1	10:14:37.529	2		2:05.289	36.782	47.222	41.285	212.1	10:14:37.529
3		2:02.955	36.033	46.752	40.170	210.9	10:16:40.484	3		2:02.955	36.033	46.752	40.170	210.9	10:16:40.484
4		2:34.292	36.047	1:01.792	56.453	211.3	10:19:14.776	4		2:34.292	36.047	1:01.792	56.453	211.3	10:19:14.776
5		2:37.669	56.276	1:00.232	41.161	114.1	10:21:52.445	5		2:37.669	56.276	1:00.232	41.161	114.1	10:21:52.445
6		2:02.936	35.992	47.406	39.538	213.0	10:23:55.381	6		2:02.936	35.992	47.406	39.538	213.0	10:23:55.381
7		2:03.577	36.171	47.749	39.657	212.5	10:25:58.958	7		2:03.577	36.171	47.749	39.657	212.5	10:25:58.958
8		2:03.139	35.961	47.166	40.012	213.4	10:28:02.097	8		2:03.139	35.961	47.166	40.012	213.4	10:28:02.097
9		2:44.837	47.461	1:16.190	41.186	210.1	10:30:46.934	9		2:44.837	47.461	1:16.190	41.186	210.1	10:30:46.934
10			47.060	57.128		142.1		10			47.060	57.128		142.1	





Circuit de Barcelona
Caterham Cup 420R
Qualifying - 2
Lap Analysis



21 Sylvio Bossi

32 Jean-Pierre Mignatelli

Lap	D	Time	Sector 1	Sector 2	Sector 3	T. Spd	Elapsed
1		10:13:03.134	10:11:20.258	57.593	45.283	128.5	10:13:03.134
2		2:11.760	38.384	50.382	42.994	210.5	10:15:14.894
3		2:09.466	38.603	49.340	41.523	206.1	10:17:24.360
4		2:08.026	37.782	48.660	41.584	206.8	10:19:32.386
5		2:07.240	37.718	48.402	41.120	207.6	10:21:39.626
6		2:08.795	38.015	49.272	41.508	207.6	10:23:48.421
7		2:08.887	37.814	48.956	42.117	208.4	10:25:57.308
8		2:31.957 P	37.745	50.368	1:03.844	214.2	10:28:29.265
9		3:13.125	1:42.690	49.261	41.174	153.4	10:31:42.390
10			42.198	58.150		175.6	

Lap	D	Time	Sector 1	Sector 2	Sector 3	T. Spd	Elapsed
1		10:13:21.966	10:11:38.183	57.394	46.389	128.7	10:13:21.966
2		2:12.022	38.744	51.111	42.167	213.4	10:15:33.988
3		2:07.104	37.324	48.612	41.168	208.0	10:17:41.092
4		2:04.834	36.140	47.631	41.063	213.0	10:19:45.926
5		2:05.231	36.367	48.091	40.773	211.3	10:21:51.157
6		2:07.412	36.667	49.932	40.813	213.4	10:23:58.569
7		2:03.831	36.045	47.357	40.429	211.3	10:26:02.400
8		2:08.618	36.504	47.199	44.915	216.0	10:28:11.018
9		2:04.039	36.201	47.337	40.501	213.4	10:30:15.057
10			58.616	1:02.774		133.0	

26 Gilles Charpentier

38 Claude Boueix

Lap	D	Time	Sector 1	Sector 2	Sector 3	T. Spd	Elapsed
1		10:13:17.591	10:11:33.440	58.074	46.077	103.2	10:13:17.591
2		2:17.788	41.406	52.903	43.479	200.7	10:15:35.379
3		2:09.380	37.446	49.931	42.003	212.1	10:17:44.759
4		2:10.211	38.643	49.735	41.833	210.5	10:19:54.970
5		2:08.797	38.172	49.204	41.421	206.5	10:22:03.767
6		2:08.667	38.001	48.985	41.681	210.1	10:24:12.434
7		2:08.374	37.382	49.496	41.496	208.4	10:26:20.808
8		2:08.258	37.321	49.245	41.692	209.7	10:28:29.066
9			37.964	53.568		208.0	

Lap	D	Time	Sector 1	Sector 2	Sector 3	T. Spd	Elapsed
1		10:12:45.445	10:11:09.314	53.446	42.685	114.6	10:12:45.445
2		2:08.276	37.948	49.384	40.944	211.7	10:14:53.721
3		2:06.186	36.960	48.487	40.739	214.7	10:16:59.907
4		2:05.346	36.810	47.897	40.639	211.7	10:19:05.253
5		2:06.174	37.130	48.370	40.674	211.7	10:21:11.427
6		2:05.745	36.513	47.695	41.537	216.8	10:23:17.172
7		2:05.725	37.021	48.128	40.576	211.3	10:25:22.897
8		2:05.614	36.709	48.014	40.891	212.5	10:27:28.511
9		2:04.644	36.938	47.437	40.269	213.0	10:29:33.155
10		2:06.222	36.863	48.229	41.130	212.5	10:31:39.377
11			40.911	57.358		196.3	

27 Harald Mag

39 Stephane Guerin

Lap	D	Time	Sector 1	Sector 2	Sector 3	T. Spd	Elapsed
1		10:13:02.103	10:11:19.623	57.493	44.987	123.1	10:13:02.103
2		2:35.415	38.192	1:15.647	41.576	209.3	10:15:37.518
3		2:07.347	37.470	48.735	41.142	215.1	10:17:44.865
4		2:06.275	37.235	48.293	40.747	210.9	10:19:51.140
5		2:05.067	37.051	47.583	40.433	211.3	10:21:56.207
6		2:05.297	36.738	47.867	40.692	214.7	10:24:01.504
7		2:04.018	36.806	47.140	40.072	210.5	10:26:05.522
8		2:05.958	36.904	48.556	40.498	215.5	10:28:11.480
9		2:05.952	37.670	48.028	40.254	212.5	10:30:17.432
10			50.668	57.210		138.2	

Lap	D	Time	Sector 1	Sector 2	Sector 3	T. Spd	Elapsed
1		10:12:29.019	10:10:56.975	50.431	41.613	128.8	10:12:29.019
2		2:08.133	38.171	47.913	42.049	216.4	10:14:37.152
3		2:02.601	36.086	47.000	39.515	213.4	10:16:39.753
4		2:03.691	36.159	47.953	39.579	212.5	10:18:43.444
5		2:02.255	35.982	46.668	39.605	215.5	10:20:45.699
6		2:02.106	35.780	46.666	39.660	216.0	10:22:47.805
7		2:02.260	35.780	46.631	39.849	216.4	10:24:50.065
8		2:03.460	35.890	47.628	39.942	212.1	10:26:53.525
9		2:04.872	36.411	48.404	40.057	215.1	10:28:58.397
10		2:02.025	35.938	46.579	39.508	213.8	10:31:00.422
11			35.732	52.915		216.8	

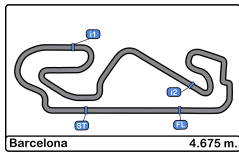
29 Eric Moussier

41 Pascal Meignan

Lap	D	Time	Sector 1	Sector 2	Sector 3	T. Spd	Elapsed
1		10:12:23.572	10:10:53.866	49.839	39.867	101.7	10:12:23.572
2		2:01.626	35.676	46.798	39.152	216.8	10:14:25.198
3		2:02.084	35.625	46.597	39.862	213.8	10:16:27.282
4		2:01.125	35.422	46.522	39.181	212.5	10:18:28.407
5		2:01.505	35.605	46.162	39.738	215.5	10:20:29.912
6		2:05.379	35.573	49.474	40.332	216.8	10:22:35.291
7		2:13.063	35.673	49.295	48.095	213.0	10:24:48.354
8		2:28.703 P	38.853	48.152	1:01.698	215.1	10:27:17.057

Lap	D	Time	Sector 1	Sector 2	Sector 3	T. Spd	Elapsed
1		10:12:25.233	10:10:54.436	50.226	40.571	97.8	10:12:25.233
2		2:04.506	36.123	48.252	40.131	214.2	10:14:29.739
3		2:04.505	36.324	47.559	40.622	211.3	10:16:34.244
4		2:03.650	36.280	47.436	39.934	212.1	10:18:37.894
5		2:03.272	36.203	47.064	40.005	210.9	10:20:41.166
6		2:02.690	35.870	46.954	39.866	213.0	10:22:43.856
7		2:03.185	35.887	46.931	40.367	215.1	10:24:47.041
8		2:04.056	36.434	47.339	40.283	216.0	10:26:51.097
9		2:04.173	36.170	47.973	40.030	214.7	10:28:55.270
10		2:04.888	36.894	47.596	40.398	213.8	10:31:00.158
11			2:44.206	51.166		212.5	





Circuit de Barcelona

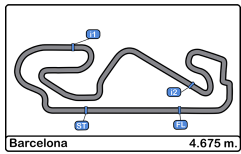
Caterham Cup 420R

Qualifying - 2

Best Sectors Results



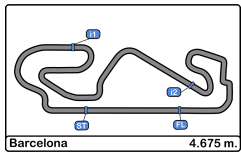
Sector - 1				Sector - 2				Sector - 3				Ideal Lap vs Best Lap			
Clas	Nº	Driver	Time	Nº	Driver	Time	Nº	Driver	Time	Clas	Nº	Driver	Ideal Lap	Best Lap	Clas
1	9	Henri Bizet	35.325	88	Tom Verdier	45.998	44	Adrien Catelin	38.847	1	44	Adrien Catelin	2:00.430	2:00.878	2
2	29	Eric Moussier	35.422	44	Adrien Catelin	46.149	9	Henri Bizet	39.054	2	88	Tom Verdier	2:00.675	2:00.723	1
3	44	Adrien Catelin	35.434	29	Eric Moussier	46.162	88	Tom Verdier	39.081	3	9	Henri Bizet	2:00.711	2:01.317	4
4	51	Alain Girardot	35.536	15	Henri Charpentier	46.322	29	Eric Moussier	39.152	4	29	Eric Moussier	2:00.736	2:01.125	3
5	88	Tom Verdier	35.596	9	Henri Bizet	46.332	60	Francis Chatelain	39.363	5	60	Francis Chatelain	2:01.380	2:01.645	5
6	15	Henri Charpentier	35.641	60	Francis Chatelain	46.340	17	Frederic Attia	39.416	6	51	Alain Girardot	2:01.487	2:01.998	6
7	60	Francis Chatelain	35.677	51	Alain Girardot	46.480	77	Arnaud Mignatelli	39.416	7	15	Henri Charpentier	2:01.715	2:02.070	10
8	39	Stephane Guerin	35.732	92	Olivier Loi	46.539	51	Alain Girardot	39.471	8	39	Stephane Guerin	2:01.819	2:02.025	7
9	77	Arnaud Mignatelli	35.750	39	Stephane Guerin	46.579	39	Stephane Guerin	39.508	9	77	Arnaud Mignatelli	2:01.837	2:02.037	8
10	12	Arnaud Griffon	35.753	12	Arnaud Griffon	46.580	98	Olivier Guerin	39.512	10	17	Frederic Attia	2:01.860	2:02.044	9
11	81	Francois Xavier Fleury	35.757	80	Sébastien Montagne	46.597	20	Franck Chahinian	39.538	11	92	Olivier Loi	2:02.002	2:02.458	15
12	80	Sébastien Montagne	35.767	17	Frederic Attia	46.620	68	Christophe Antoni	39.627	12	80	Sébastien Montagne	2:02.016	2:02.179	11
13	98	Olivier Guerin	35.809	77	Arnaud Mignatelli	46.671	92	Olivier Loi	39.633	13	12	Arnaud Griffon	2:02.043	2:02.442	14
14	17	Frederic Attia	35.824	75	Alexandre Pinto	46.690	80	Sébastien Montagne	39.652	14	98	Olivier Guerin	2:02.108	2:02.212	12
15	92	Olivier Loi	35.830	20	Franck Chahinian	46.752	75	Alexandre Pinto	39.688	15	75	Alexandre Pinto	2:02.226	2:02.248	13
16	75	Alexandre Pinto	35.848	98	Olivier Guerin	46.787	12	Arnaud Griffon	39.710	16	20	Franck Chahinian	2:02.251	2:02.936	19
17	41	Pascal Meignan	35.870	11	Remy Schmied	46.788	15	Henri Charpentier	39.752	17	11	Remy Schmied	2:02.458	2:02.760	17
18	11	Remy Schmied	35.872	41	Pascal Meignan	46.931	81	Francois Xavier Fleury	39.778	18	81	Francois Xavier Fleury	2:02.532	2:02.918	18
19	71	Laurent Bouterin	35.893	81	Francois Xavier Fleury	46.997	11	Remy Schmied	39.798	19	41	Pascal Meignan	2:02.667	2:02.690	16
20	20	Franck Chahinian	35.961	70	Thomas Bouterin	47.046	41	Pascal Meignan	39.866	20	70	Thomas Bouterin	2:02.989	2:03.143	21
21	32	Jean-Pierre Mignatelli	36.045	68	Christophe Antoni	47.122	70	Thomas Bouterin	39.887	21	68	Christophe Antoni	2:03.029	2:03.029	20
22	70	Thomas Bouterin	36.056	71	Laurent Bouterin	47.132	27	Harald Mag	40.072	22	71	Laurent Bouterin	2:03.154	2:03.667	22
23	65	Christophe Vidal	36.239	27	Harald Mag	47.140	71	Laurent Bouterin	40.129	23	32	Jean-Pierre Mignatelli	2:03.673	2:03.831	23
24	68	Christophe Antoni	36.280	32	Jean-Pierre Mignatelli	47.199	38	Claude Boueix	40.269	24	27	Harald Mag	2:03.950	2:04.018	24
25	38	Claude Boueix	36.513	38	Claude Boueix	47.437	32	Jean-Pierre Mignatelli	40.429	25	38	Claude Boueix	2:04.219	2:04.644	25
26	13	Norbert Paprocki	36.586	65	Christophe Vidal	47.681	65	Christophe Vidal	40.499	26	65	Christophe Vidal	2:04.419	2:04.881	26
27	27	Harald Mag	36.738	13	Norbert Paprocki	48.104	13	Norbert Paprocki	40.649	27	13	Norbert Paprocki	2:05.339	2:06.070	27
28	61	Michel Cloud	36.855	86	Pierre-Gilles Gauthier	48.141	61	Michel Cloud	40.755	28	61	Michel Cloud	2:05.918	2:06.320	28
29	26	Gilles Charpentier	37.321	61	Michel Cloud	48.308	21	Sylvio Bossi	41.120	29	86	Pierre-Gilles Gauthier	2:06.632	2:06.737	29
30	86	Pierre-Gilles Gauthier	37.339	21	Sylvio Bossi	48.402	86	Pierre-Gilles Gauthier	41.152	30	21	Sylvio Bossi	2:07.240	2:07.240	30
31	21	Sylvio Bossi	37.718	26	Gilles Charpentier	48.985	26	Gilles Charpentier	41.421	31	26	Gilles Charpentier	2:07.727	2:08.258	31



Circuit de Barcelona
Caterham Cup 420R
Qualifying - 2
Best 5 Lap Times



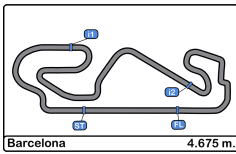
Cls	N°	Driver	Nat	Team	Nat	Vehicle	Cat	Cls	Best 1		Best 2		Best 3		Best 4		Best 5	
									Time	Lap	Time	Lap	Time	Lap	Time	Lap	Time	Lap
1	88	Tom Verdier	FRA	ROSSELSP	FRA		A	1	2:00.723	5	2:01.414	8	2:01.645	3	2:02.053	2	2:02.067	7
2	44	Adrien Catelin	FRA	CCF	FRA		A	2	2:00.878	8	2:01.071	2	2:01.140	9	2:03.837	10	2:04.290	7
3	29	Eric Moussier	FRA	CCF	FRA		A	3	2:01.125	4	2:01.505	5	2:02.084	3	2:05.379	6	2:13.063	7
4	9	Henri Bizet	FRA	PALM	FRA		A	4	2:01.317	5	2:01.659	3	2:01.875	7	2:02.685	2	2:02.767	10
5	60	Francis Chatelain	FRA	PALM	FRA		B	1	2:01.645	8	2:02.024	5	2:02.279	3	2:02.809	2	2:04.038	4
6	51	Alain Girardot	FRA	CCF	FRA		B	2	2:01.998	6	2:02.122	3	2:02.305	4	2:02.427	7	2:02.670	9
7	39	Stephane Guerin	FRA	ARKADIA RACING	FRA		A	5	2:02.025	10	2:02.106	6	2:02.255	5	2:02.260	7	2:02.601	3
8	77	Arnaud Mignatelli	FRA	CCF	FRA		A	6	2:02.037	7	2:02.147	3	2:02.605	5	2:02.721	6	2:03.431	4
9	17	Frederic Attia	FRA	CCF	FRA		A	7	2:02.044	7	2:02.231	9	2:02.454	8	2:02.802	5	2:03.087	4
10	15	Henri Charpentier	FRA	CCF	FRA		A	8	2:02.070	7	2:02.190	3	2:02.811	4	2:02.961	6	2:02.973	10
11	80	Sébastien Montagne	FRA	ST ELOI	FRA		A	9	2:02.179	7	2:02.480	9	2:02.483	6	2:02.891	5	2:03.125	8
12	98	Olivier Guerin	FRA	CCF	FRA		A	10	2:02.212	7	2:02.582	5	2:02.891	9	2:02.902	8	2:03.362	6
13	75	Alexandre Pinto	FRA	ST ELOI	FRA		A	11	2:02.248	3	2:02.662	5	2:02.699	9	2:02.779	4	2:02.981	2
14	12	Arnaud Griffon	FRA	ARKADIA RACING	FRA		A	12	2:02.442	10	2:02.457	5	2:02.484	6	2:02.599	7	2:03.604	4
15	92	Olivier Loi	FRA	ST ELOI	FRA		B	3	2:02.458	4	2:02.701	3	2:02.753	9	2:02.755	7	2:02.787	8
16	41	Pascal Meignan	FRA	ST ELOI	FRA		B	4	2:02.690	6	2:03.185	7	2:03.272	5	2:03.650	4	2:04.056	8
17	11	Remy Schmied	FRA	IND	FRA		A	13	2:02.760	9	2:02.841	5	2:03.138	6	2:03.174	4	2:03.176	7
18	81	Francois Xavier Fleury	FRA	ST ELOI	FRA		A	14	2:02.918	6	2:03.016	7	2:03.754	5	2:03.940	3	2:04.271	9
19	20	Franck Chahinian	FRA	ARKADIA RACING	FRA		A	15	2:02.936	6	2:02.955	3	2:03.577	7	2:05.289	2	2:34.292	4
20	68	Christophe Antoni	FRA	IND	FRA		A	16	2:03.029	7	2:04.363	8	2:04.583	6	2:04.935	3	2:05.023	9
21	70	Thomas Bouterin	FRA	ST ELOI	FRA		A	17	2:03.143	6	2:03.320	7	2:03.647	5	2:03.750	8	2:03.948	4
22	71	Laurent Bouterin	FRA	IND	FRA		A	18	2:03.667	4	2:03.922	6	2:03.934	7	2:04.421	5	2:07.402	2
23	32	Jean-Pierre Mignatelli	FRA	CCF	FRA		B	5	2:03.831	7	2:04.039	9	2:04.834	4	2:05.231	5	2:07.104	3
24	27	Harald Mag	FRA	CCF	FRA		A	19	2:04.018	7	2:05.067	5	2:05.297	6	2:05.952	9	2:05.958	8
25	38	Claude Boueix	FRA	DOG RACING	FRA		B	6	2:04.644	9	2:05.346	4	2:05.614	8	2:05.725	7	2:05.745	6
26	65	Christophe Vidal	FRA	IND	FRA		A	20	2:04.881	5	2:04.933	3	2:04.962	4	2:05.081	2	2:22.240	6
27	13	Norbert Paprocki	FRA	ST ELOI	FRA		B	7	2:06.070	3	2:06.081	5	2:06.182	10	2:06.254	6	2:06.836	8
28	61	Michel Cloud	FRA	CCF	FRA		B	8	2:06.320	9	2:06.435	10	2:06.597	7	2:06.856	6	2:06.879	4
29	86	Pierre-Gilles Gauthier	FRA	ST ELOI	FRA		A	21	2:06.737	6	2:07.242	8	2:07.483	5	2:07.513	7	2:07.810	10
30	21	Sylvio Bossi	FRA	CCF	FRA		B	9	2:07.240	5	2:08.026	4	2:08.795	6	2:08.887	7	2:09.466	3
31	26	Gilles Charpentier	FRA	CCF	FRA		B	10	2:08.258	8	2:08.374	7	2:08.667	6	2:08.797	5	2:09.380	3



Circuit de Barcelona
Caterham Cup 420R
Qualifying - 2
Best 5 Top Speeds



Cls	N°	Driver	Nat	Team	Nat	Vehicle	Cat	Cls	Top 1		Top 2		Top 3		Top 4		Top 5		Avg
									Km/h	Lap	Km/h	Lap	Km/h	Lap	Km/h	Lap	Km/h	Lap	
1	44	Adrien Catelin	FRA	CCF	FRA		A	1	217.7	7	217.3	4	216.4	2	215.5	8	213.0	9	216.0
2	12	Arnaud Griffon	FRA	ARKADIA RACING	FRA		A	2	217.3	8	216.4	3	215.5	7	214.7	5	214.7	6	215.7
3	15	Henri Charpentier	FRA	CCF	FRA		A	3	217.3	4	215.5	7	214.7	3	214.7	8	212.1	10	214.8
4	17	Frederic Attia	FRA	CCF	FRA		A	4	217.3	2	215.1	3	211.7	4	211.7	11	211.3	10	213.4
5	11	Remy Schmied	FRA	IND	FRA		A	5	216.8	4	216.4	5	215.1	6	214.7	2	213.8	7	215.4
6	13	Norbert Paprocki	FRA	ST ELOI	FRA		B	1	216.8	3	216.4	10	213.8	9	213.0	2	213.0	6	214.6
7	29	Eric Moussier	FRA	CCF	FRA		A	6	216.8	2	216.8	6	215.5	5	215.1	8	213.8	3	215.6
8	38	Claude Boueix	FRA	DOG RACING	FRA		B	2	216.8	6	214.7	3	213.0	9	212.5	8	212.5	10	213.9
9	39	Stephane Guerin	FRA	ARKADIA RACING	FRA		A	7	216.8	11	216.4	2	216.4	7	216.0	6	215.5	5	216.2
10	70	Thomas Bouterin	FRA	ST ELOI	FRA		A	8	216.8	7	216.0	3	215.1	6	214.7	5	213.8	8	215.3
11	71	Laurent Bouterin	FRA	IND	FRA		A	9	216.8	6	216.8	7	215.5	8	214.2	3	213.8	2	215.4
12	98	Olivier Guerin	FRA	CCF	FRA		A	10	216.8	7	216.4	5	216.0	2	216.0	3	216.0	4	216.2
13	60	Francis Chatelain	FRA	PALM	FRA		B	3	216.4	8	215.1	6	213.8	2	213.0	3	213.0	7	214.2
14	61	Michel Cloud	FRA	CCF	FRA		B	4	216.4	3	215.1	7	214.7	6	213.4	4	213.0	8	214.5
15	65	Christophe Vidal	FRA	IND	FRA		A	11	216.4	3	213.8	4	212.5	5	212.1	2	212.1	6	213.4
16	68	Christophe Antoni	FRA	IND	FRA		A	12	216.4	6	216.4	7	214.7	8	213.0	9	212.5	2	214.6
17	77	Arnaud Mignatelli	FRA	CCF	FRA		A	13	216.4	5	212.1	8	211.3	6	210.9	7	210.5	3	212.2
18	88	Tom Verdier	FRA	ROSSELSP	FRA		A	14	216.4	2	216.4	5	216.4	8	215.5	9	215.1	7	216.0
19	92	Olivier Loi	FRA	ST ELOI	FRA		B	5	216.4	5	216.0	10	215.5	7	215.5	8	214.7	9	215.6
20	9	Henri Bizet	FRA	PALM	FRA		A	15	216.0	10	214.7	5	213.4	9	213.0	3	211.7	7	213.7
21	32	Jean-Pierre Mignatelli	FRA	CCF	FRA		B	6	216.0	8	213.4	2	213.4	6	213.4	9	213.0	4	213.8
22	41	Pascal Meignan	FRA	ST ELOI	FRA		B	7	216.0	8	215.1	7	214.7	9	214.2	2	213.8	10	214.7
23	75	Alexandre Pinto	FRA	ST ELOI	FRA		A	16	216.0	6	214.2	4	214.2	7	213.8	3	213.8	9	214.4
24	80	Sébastien Montagne	FRA	ST ELOI	FRA		A	17	216.0	9	215.5	2	215.5	3	215.1	7	213.8	4	215.2
25	27	Harald Mag	FRA	CCF	FRA		A	18	215.5	8	215.1	3	214.7	6	212.5	9	211.3	5	213.8
26	81	Francois Xavier Fleury	FRA	ST ELOI	FRA		A	19	215.5	2	214.7	3	214.7	10	213.4	8	212.5	9	214.2
27	51	Alain Girardot	FRA	CCF	FRA		B	8	214.7	5	214.7	7	213.8	3	213.0	4	212.1	8	213.6
28	21	Sylvio Bossi	FRA	CCF	FRA		B	9	214.2	8	210.5	2	208.4	7	207.6	5	207.6	6	209.7
29	20	Franck Chahinian	FRA	ARKADIA RACING	FRA		A	20	213.4	8	213.0	6	212.5	7	212.1	2	211.3	4	212.5
30	26	Gilles Charpentier	FRA	CCF	FRA		B	10	212.1	3	210.5	4	210.1	6	209.7	8	208.4	7	210.2
31	86	Pierre-Gilles Gauthier	FRA	ST ELOI	FRA		A	21	212.1	4	210.9	5	209.3	6	209.3	7	208.4	8	210.0











Circuit de Barcelona

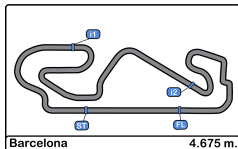
Caterham Cup 420R

Qualifying - 2

Fastest Laps Sequence



Lap	Time of Day	Session Time	Nº	Driver	Nat	Team	Nat	Vehicle	Cat	Time	Km/h
2	10:14:18.065	4:18.065	9	Henri Bizet	 FRA	PALM	 FRA		A	2:02.685	137.1
2	10:14:19.783	4:19.783	88	Tom Verdier	 FRA	ROSSELS	 FRA		A	2:02.053	137.8
2	10:14:22.735	4:22.735	44	Adrien Catelin	 FRA	CCF	 FRA		A	2:01.071	139.0
5	10:20:27.325	10:27.325	88	Tom Verdier	 FRA	ROSSELS	 FRA		A	2:00.723	139.4



Circuit de Barcelona

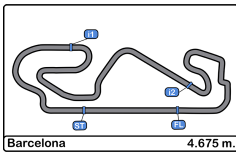
Caterham Cup 420R

Qualifying - 2

Event Best Maximum Speed



Nº	Driver	Nat	Team	Nat	Vehicle	Cat	Clas	Km/h	Session
9	Henri Bizet	FRA	PALM	FRA		A	1	217.7	Free Practice
11	Remy Schmied	FRA	IND	FRA		A	2	217.7	Race - 1
44	Adrien Catelin	FRA	CCF	FRA		A	3	217.7	Qualifying - 2
32	Jean-Pierre Mignatelli	FRA	CCF	FRA		B	1	217.3	Free Practice
88	Tom Verdier	FRA	ROSSELSP	FRA		A	4	217.3	Free Practice
77	Arnaud Mignatelli	FRA	CCF	FRA		A	5	217.3	Free Practice
15	Henri Charpentier	FRA	CCF	FRA		A	6	217.3	Free Practice
68	Christophe Antoni	FRA	IND	FRA		A	7	217.3	Qualifying - 1
75	Alexandre Pinto	FRA	ST ELOI	FRA		A	8	217.3	Qualifying - 1
80	Sébastien Montagne	FRA	ST ELOI	FRA		A	9	217.3	Race - 1
60	Francis Chatelain	FRA	PALM	FRA		B	2	217.3	Race - 1
17	Frederic Attia	FRA	CCF	FRA		A	10	217.3	Qualifying - 2
12	Arnaud Griffon	FRA	ARKADIA RACING	FRA		A	11	217.3	Qualifying - 2
92	Olivier Loi	FRA	ST ELOI	FRA		B	3	216.8	Free Practice
39	Stephane Guerin	FRA	ARKADIA RACING	FRA		A	12	216.8	Free Practice
27	Harald Mag	FRA	CCF	FRA		A	13	216.8	Qualifying - 1
71	Laurent Bouterin	FRA	IND	FRA		A	14	216.8	Race - 1
51	Alain Girardot	FRA	CCF	FRA		B	4	216.8	Race - 1
61	Michel Cloud	FRA	CCF	FRA		B	5	216.8	Race - 1
29	Eric Moussier	FRA	CCF	FRA		A	15	216.8	Qualifying - 2
13	Norbert Paprocki	FRA	ST ELOI	FRA		B	6	216.8	Qualifying - 2
38	Claude Boueix	FRA	DOG RACING	FRA		B	7	216.8	Qualifying - 2
70	Thomas Bouterin	FRA	ST ELOI	FRA		A	16	216.8	Qualifying - 2
98	Olivier Guerin	FRA	CCF	FRA		A	17	216.8	Qualifying - 2
24	Bertrand Semaille	FRA	CCF	FRA		A	18	216.4	Free Practice
65	Christophe Vidal	FRA	IND	FRA		A	19	216.4	Free Practice
41	Pascal Meignan	FRA	ST ELOI	FRA		B	8	216.4	Qualifying - 1
81	Francois Xavier Fleury	FRA	ST ELOI	FRA		A	20	216.4	Race - 1
86	Pierre-Gilles Gauthier	FRA	ST ELOI	FRA		A	21	216.0	Race - 1
20	Franck Chahinian	FRA	ARKADIA RACING	FRA		A	22	215.5	Free Practice
21	Sylvio Bossi	FRA	CCF	FRA		B	9	215.5	Race - 1
7	Vincent Beltoise	FRA	CCF	FRA		B	10	214.2	Free Practice
26	Gilles Charpentier	FRA	CCF	FRA		B	11	213.0	Race - 1



Circuit de Barcelona

Caterham Cup 420R

Qualifying - 2

Pit Stop Analysis



21 Sylvio Bossi

B CCF

Nº	In Day Time	In Time	Out Time	Pit Time	T. Pit Time	Handicap	Penalty
1	10:28:25.902	10:28:25.902	10:29:35.271	1:09.369	1:09.369		

65 Christophe Vidal

A IND

Nº	In Day Time	In Time	Out Time	Pit Time	T. Pit Time	Handicap	Penalty
1	10:23:29.330	10:23:29.330	10:26:01.510	2:32.180	2:32.180		

68 Christophe Antoni

A IND

Nº	In Day Time	In Time	Out Time	Pit Time	T. Pit Time	Handicap	Penalty
1	10:19:00.738	10:19:00.738	10:19:25.925	25.187	25.187		

71 Laurent Bouterin

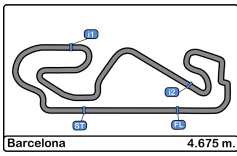
A IND

Nº	In Day Time	In Time	Out Time	Pit Time	T. Pit Time	Handicap	Penalty
1	10:27:22.217	10:27:22.217	10:28:47.232	1:25.015	1:25.015		

77 Arnaud Mignatelli

A CCF

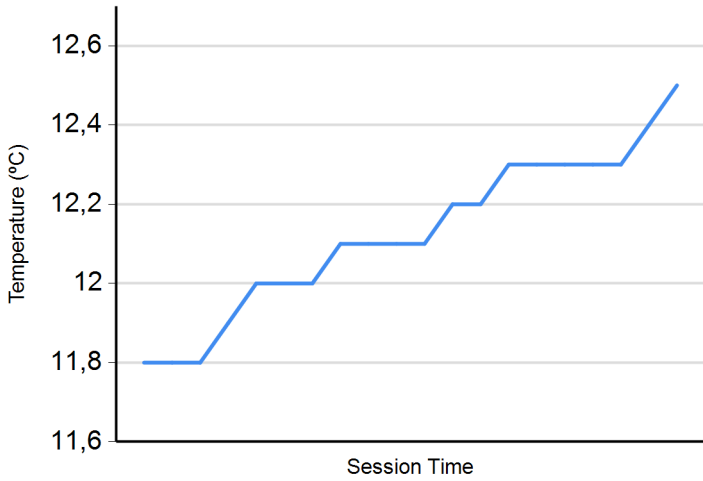
Nº	In Day Time	In Time	Out Time	Pit Time	T. Pit Time	Handicap	Penalty
1	10:28:13.606	10:28:13.606	10:29:09.948	56.342	56.342		



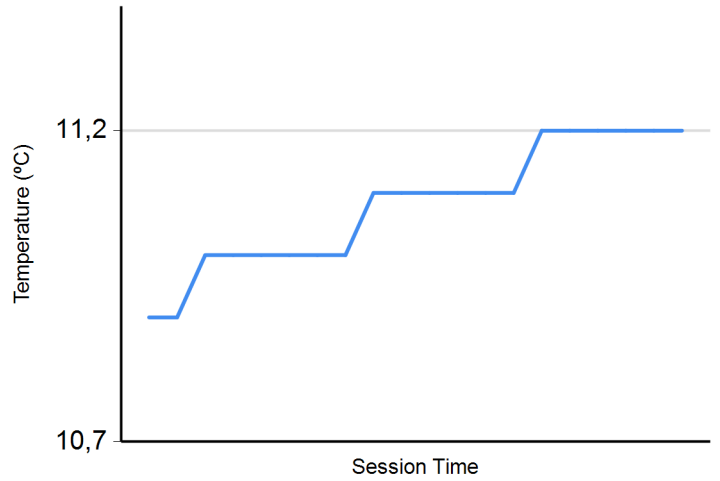
Circuit de Barcelona
Caterham Cup 420R
Qualifying - 2
Weather Report



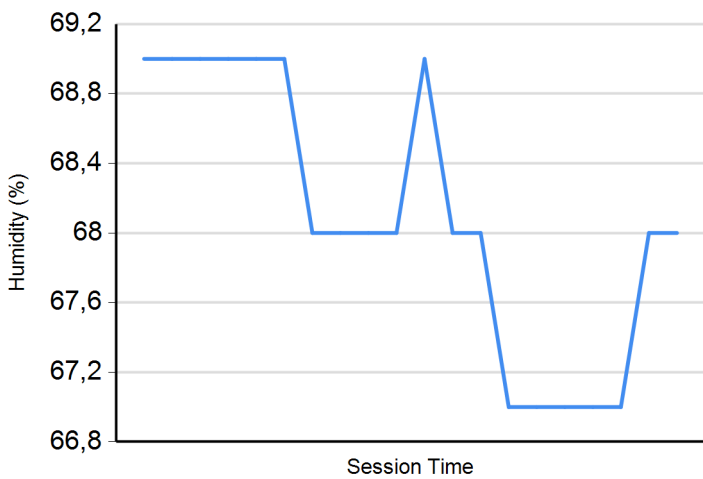
Air Temperature



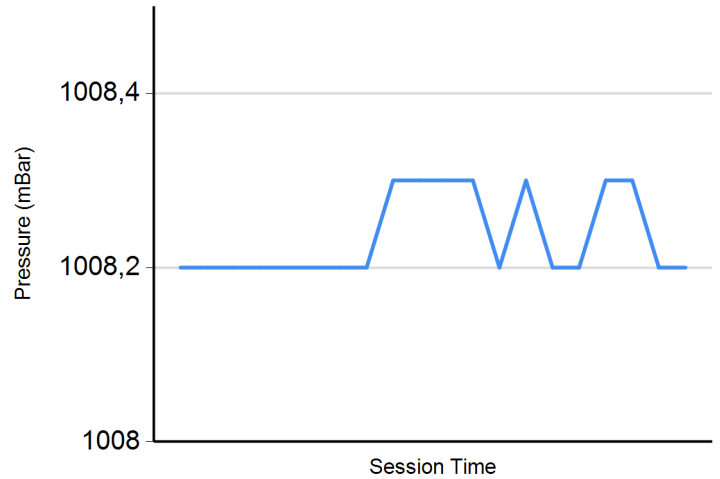
Track Temperature



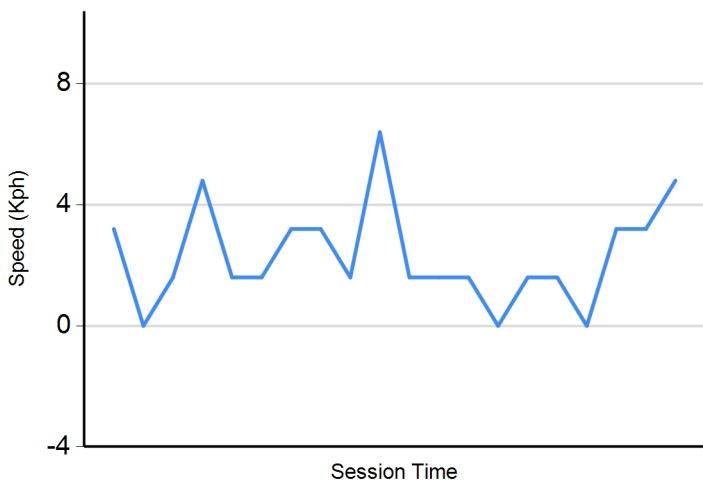
Humidity



Pressure



Wind Speed



Wind direction

North = 0°/360° Est = 90° South = 180° West= 270°

