

# Circuito del Jarama

## División 1

### 1ª Carrera

#### Resultados Provisionales



Cls	Nº	Concursante	Piloto 1	Piloto 2	Vehiculo	Cat	Cl	Vtas.	Tiempo	Dif 1º	Intervalo	Km/h	V.R.	Tiempo	Km/h
1	1	IGNACIO J. LEIRANA CASTILLO	Ignacio J. Leirana Castillo		CITROEN AX 1.6	3	1	10	<b>18:52.282</b>			122.4	4	1:51.014	124.8
2	6	EFICAR TEAM	Cristian Sosa De Ana		HONDA CIVIC 1.6	3	2	10	<b>18:58.983</b>	6.701	6.701	121.6	2	1:51.682	124.1
3	2	LA RUINA RACING	Alfonso Sangrador Alvarez		HONDA CIVIC 1.6	2	1	10	<b>19:12.725</b>	20.443	13.742	120.2	6	1:53.397	122.2
4	9	EFICAR TEAM	Santiago Castilla Salinero		HYUNDAI GETZ 1.5 CRDi	3	3	10	<b>19:30.688</b>	38.406	17.963	118.3	6	1:54.607	120.9
5	19	CLUB JARAMA SPORT	Adrian Martin Abrales		HYUNDAI GETZ 1.5 CRDi	2	2	10	<b>20:03.134</b>	1:10.852	32.446	115.1	2	1:57.762	117.6
6	27	EFICAR TEAM	Teo Antonio Perez Palomo		BMW E36 325i	EN-3	1	10	<b>20:04.306</b>	1:12.024	1.172	115.0	3	1:58.670	116.7
7	44	C.D.E. DEYSCOM SPORT	Julio Ortiz Alonso		PEUGEOT 205 2.0	EN-2	1	10	<b>20:15.670</b>	1:23.388	11.364	114.0	5	2:00.121	115.3
8	3	C.D.E. ULTIMA VUELTA	Jorge Tello Villa		MAZDA MX5 1.8	EN-2	2	10	<b>20:33.108</b>	1:40.826	17.438	112.3	4	2:00.840	114.6
9	11	ESCUADERIA TEAM LEMANS	Miguel Gómez Perales		NISSAN PRIMERA	EN-2	3	10	<b>20:52.921</b>	2:00.639	19.813	110.6	2	2:03.623	112.1
10	38	ESCUADERIA CENTRO	<u>Eduardo Martin Martinez</u>	Miguel Angel Martin Calvo	Volkswagen Golf	EN-2	4	9	<b>18:53.213</b>	1 Vta	1 Vta	110.0	9	2:04.374	111.4
11	14	R A C E	Christian Garcia Garcia		HONDA CIVIC 1.6	3	4	9	<b>19:20.691</b>	1 Vta	27.478	107.4	4	2:04.738	111.1
12	30	A.D. CLEMANTE ARROYO	<u>Antonio Vigara Tena</u>	Jesus S. Escolar Alvarez	BMW E36 325i	EN-3	2	9	<b>19:29.994</b>	1 Vta	9.303	106.6	9	2:07.787	108.4
13	46	C.D.E. ULTIMA VUELTA	Eugenio Moreno Vicente		BMW E36 325i	EN-3	3	9	<b>19:40.476</b>	1 Vta	10.482	105.6	6	2:07.335	108.8
14	10	R A C E	Marcos Manuel Gonzalez		CITROEN SAXO 1.6 VTS	2	3	9	<b>20:15.475</b>	1 Vta	34.999	102.6	2	2:12.203	104.8
15	7	R A C E	Teresa Gonzalez Holgado		CITROEN AX 1.4	1	1	8	<b>19:19.539</b>	2 Vtas	1 Vta	95.6	6	2:22.281	97.4
16	17	A.E.C.D.	Guillermo Velasco Ortega		DATSUN 1200	EN-1	1	8	<b>19:22.097</b>	2 Vtas	2.558	95.4	7	2:23.538	96.5

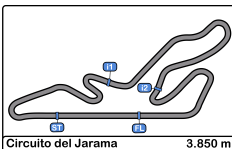
Vuelta Rápida Ignacio J. Leirana Castillo en 1:51.014 a 124.8 Km/h en la vuelta 4

Publicado a las:.....

Temp. Pista: 17.9 °C Temp. Aire: 10.6 °C Humedad: 53 % Estado Pista: DRY

<b>Comisarios Deportivos:</b>	<b>Director de Carrera:</b>	<b>Cronometrador:</b>
-------------------------------	-----------------------------	-----------------------





# Circuito del Jarama

## División 1

### 1ª Carrera

#### Resultados Provisionales por categoría



Cls	Nº	Concursante	Piloto 1	Piloto 2	Vehiculo	Cat	Cl	Vtas.	Tiempo	Dif 1º	Intervalo	Km/h	V.R.	Tiempo	Km/h
<b>Categoría 1</b>															
1	7	R A C E	Teresa Gonzalez Holgado		CITROEN AX 1.4	1	1	8	19:19.539			95.6	6	2:22.281	97.4
<b>Categoría 2</b>															
1	2	LA RUINA RACING	Alfonso Sangrador Alvarez		HONDA CIVIC 1.6	2	1	10	19:12.725			120.2	6	1:53.397	122.2
2	19	CLUB JARAMA SPORT	Adrian Martin Abralde		HYUNDAI GETZ 1.5 CRDi	2	2	10	20:03.134	1:10.852	50.409	115.1	2	1:57.762	117.6
3	10	R A C E	Marcos Manuel Gonzalez		CITROEN SAXO 1.6 VTS	2	3	9	20:15.475	1 Vta	1 Vta	102.6	2	2:12.203	104.8
<b>Categoría 3</b>															
1	1	IGNACIO J. LEIRANA CASTILLO	Ignacio J. Leirana Castillo		CITROEN AX 1.6	3	1	10	18:52.282			122.4	4	1:51.014	124.8
2	6	EFICAR TEAM	Cristian Sosa De Ana		HONDA CIVIC 1.6	3	2	10	18:58.983	6.701	6.701	121.6	2	1:51.682	124.1
3	9	EFICAR TEAM	Santiago Castilla Salinero		HYUNDAI GETZ 1.5 CRDi	3	3	10	19:30.688	38.406	31.705	118.3	6	1:54.607	120.9
4	14	R A C E	Christian García García		HONDA CIVIC 1.6	3	4	9	19:20.691	1 Vta	1 Vta	107.4	4	2:04.738	111.1
<b>Categoría ENDURANCE 1</b>															
1	17	A.E.C.D.	Guillermo Velasco Ortega		DATSUN 1200	EN-1	1	8	19:22.097			95.4	7	2:23.538	96.5
<b>Categoría ENDURANCE 2</b>															
1	44	C.D.E. DEYSCOM SPORT	Julio Ortiz Alonso		PEUGEOT 205 2.0	EN-2	1	10	20:15.670			114.0	5	2:00.121	115.3
2	3	C.D.E. ULTIMA VUELTA	Jorge Tello Villa		MAZDA MX5 1.8	EN-2	2	10	20:33.108	1:40.826	17.438	112.3	4	2:00.840	114.6
3	11	ESCUADERIA TEAM LEMANS	Miguel Gómez Perales		NISSAN PRIMERA	EN-2	3	10	20:52.921	2:00.639	19.813	110.6	2	2:03.623	112.1
4	38	ESCUADERIA CENTRO	<b>Eduardo Martin Martinez</b>	Miguel Angel Martin Calvo	Volkswagen Golf	EN-2	4	9	18:53.213	1 Vta	1 Vta	110.0	9	2:04.374	111.4
<b>Categoría ENDURANCE 3</b>															
1	27	EFICAR TEAM	Teo Antonio Perez Palomo		BMW E36 325i	EN-3	1	10	20:04.306			115.0	3	1:58.670	116.7
2	30	A.D. CLEMANTE ARROYO	<b>Antonio Vigara Tena</b>	Jesus S. Escolar Alvarez	BMW E36 325i	EN-3	2	9	19:29.994	1 Vta	1 Vta	106.6	9	2:07.787	108.4
3	46	C.D.E. ULTIMA VUELTA	Eugenio Moreno Vicente		BMW E36 325i	EN-3	3	9	19:40.476	1 Vta	10.482	105.6	6	2:07.335	108.8

Vuelta Rápida Ignacio J. Leirana Castillo en 1:51.014 a 124.8 Km/h en la vuelta 4

Publicado a las:.....

Temp. Pista: 17.9 °C Temp. Aire: 10.6 °C Humedad: 53 % Estado Pista: DRY

Comisarios Deportivos:

Director de Carrera:

Cronometrador:





Circuito del Jarama

División 1

1ª Carrera

Clasificación Provisional por Vuelta Rápida de Piloto



Clas	Nº	Concursante	Vehiculo	Piloto	Cat	Clas	Vtas.	V.R	Tiempo	Dif 1º	Intervalo	Km/h
1	1	IGNACIO J. LEIRANA CASTILLO	CITROEN AX 1.6	Ignacio J. Leirana Castillo	3	1	10	4	<b>1:51.014</b>			124.8
2	6	EFICAR TEAM	HONDA CIVIC 1.6	Cristian Sosa De Ana	3	2	10	2	<b>1:51.682</b>	0.668	0.668	124.1
3	2	LA RUINA RACING	HONDA CIVIC 1.6	Alfonso Sangrador Alvarez	2	1	10	6	<b>1:53.397</b>	2.383	1.715	122.2
4	9	EFICAR TEAM	HYUNDAI GETZ 1.5 CRDi	Santiago Castilla Salinero	3	3	10	6	<b>1:54.607</b>	3.593	1.210	120.9
5	19	CLUB JARAMA SPORT	HYUNDAI GETZ 1.5 CRDi	Adrian Martin Abrales	2	2	10	2	<b>1:57.762</b>	6.748	3.155	117.6
6	27	EFICAR TEAM	BMW E36 325i	Teo Antonio Perez Palomo	EN-3	1	10	3	<b>1:58.670</b>	7.656	0.908	116.7
7	44	C.D.E. DEYSCOM SPORT	PEUGEOT 205 2.0	Julio Ortiz Alonso	EN-2	1	10	5	<b>2:00.121</b>	9.107	1.451	115.3
8	3	C.D.E. ULTIMA VUELTA	MAZDA MX5 1.8	Jorge Tello Villa	EN-2	2	10	4	<b>2:00.840</b>	9.826	0.719	114.6
9	11	ESCUADERIA TEAM LEMANS	NISSAN PRIMERA	Miguel Gómez Perales	EN-2	3	10	2	<b>2:03.623</b>	12.609	2.783	112.1
10	38	ESCUADERIA CENTRO	Volkswagen Golf	Eduardo Martin Martinez	EN-2	4	9	9	<b>2:04.374</b>	13.360	0.751	111.4
11	14	R A C E	HONDA CIVIC 1.6	Christian García García	3	4	9	4	<b>2:04.738</b>	13.724	0.364	111.1
12	46	C.D.E. ULTIMA VUELTA	BMW E36 325i	Eugenio Moreno Vicente	EN-3	2	9	6	<b>2:07.335</b>	16.321	2.597	108.8
13	30	A.D. CLEMANTE ARROYO	BMW E36 325i	Antonio Vígara Tena	EN-3	3	9	9	<b>2:07.787</b>	16.773	0.452	108.4
14	10	R A C E	CITROEN SAXO 1.6 VTS	Marcos Manuel Gonzalez	2	3	9	2	<b>2:12.203</b>	21.189	4.416	104.8
15	7	R A C E	CITROEN AX 1.4	Teresa Gonzalez Holgado	1	1	8	6	<b>2:22.281</b>	31.267	10.078	97.4
16	17	A.E.C.D.	DATSUN 1200	Guillermo Velasco Ortega	EN-1	1	8	7	<b>2:23.538</b>	32.524	1.257	96.5



Circuito del Jarama

División 1

1ª Carrera

Distancia y Velocidad Media



Cls	Nº	Concursante	Piloto 1	Piloto 2	Vehiculo	Cat	Cls	Vtas.	Distancia	Tiempo	Km/h
1	1	IGNACIO J. LEIRANA CASTIL	Ignacio J. Leirana Castillo		CITROEN AX 1.6	3	1	10	38.50	18:52.282	122.4
2	6	EFICAR TEAM	Cristian Sosa De Ana		HONDA CIVIC 1.6	3	2	10	38.50	18:58.983	121.6
3	2	LA RUINA RACING	Alfonso Sangrador Alvarez		HONDA CIVIC 1.6	2	1	10	38.50	19:12.725	120.2
4	9	EFICAR TEAM	Santiago Castilla Salinero		HYUNDAI GETZ 1.5 CRDi	3	3	10	38.50	19:30.688	118.3
5	19	CLUB JARAMA SPORT	Adrian Martin Abraldes		HYUNDAI GETZ 1.5 CRDi	2	2	10	38.50	20:03.134	115.1
6	27	EFICAR TEAM	Teo Antonio Perez Palomo		BMW E36 325i	EN-3	1	10	38.50	20:04.306	115.0
7	44	C.D.E. DEYSCOM SPORT	Julio Ortiz Alonso		PEUGEOT 205 2.0	EN-2	1	10	38.50	20:15.670	114.0
8	3	C.D.E. ULTIMA VUELTA	Jorge Tello Villa		MAZDA MX5 1.8	EN-2	2	10	38.50	20:33.108	112.3
9	11	ESCUADERIA TEAM LEMANS	Miguel Gómez Perales		NISSAN PRIMERA	EN-2	3	10	38.50	20:52.921	110.6
10	38	ESCUADERIA CENTRO	<u>Eduardo Martin Martinez</u>	Miguel Angel Martin Calvo	Volkswagen Golf	EN-2	4	9	34.65	18:53.213	110.0
11	14	R A C E	Christian García García		HONDA CIVIC 1.6	3	4	9	34.65	19:20.691	107.4
12	30	A.D. CLEMANTE ARROYO	<u>Antonio Vigara Tena</u>	Jesus S. Escolar Alvarez	BMW E36 325i	EN-3	2	9	34.65	19:29.994	106.6
13	46	C.D.E. ULTIMA VUELTA	Eugenio Moreno Vicente		BMW E36 325i	EN-3	3	9	34.65	19:40.476	105.6
14	10	R A C E	Marcos Manuel Gonzalez		CITROEN SAXO 1.6 VTS	2	3	9	34.65	20:15.475	102.6
15	7	R A C E	Teresa Gonzalez Holgado		CITROEN AX 1.4	1	1	8	30.80	19:19.539	95.6
16	17	A.E.C.D.	Guillermo Velasco Ortega		DATSUN 1200	EN-1	1	8	30.80	19:22.097	95.4



# Circuito del Jarama

División 1

1ª Carrera

Tiempos Por Vuelta



1							7								
1 Ignacio J. Leirana Castillo							1 Teresa Gonzalez Holgado								
CITROEN AX 1.6							CITROEN AX 1.4								
3 2 IGNACIO J. LEIRANA CASTILLO							1 2 R A C E								
Vta	D	Tiempo	Sector 1	Sector 2	Sector 3	V.Max	Elapsed	Vta	D	Tiempo	Sector 1	Sector 2	Sector 3	V.Max	Elapsed
1		1:55.201	46.129	37.729	31.343	108.5	1:55.201	1		2:32.647	1:06.416	47.591	38.640	97.4	2:32.647
2		1:51.778	43.238	37.426	31.114	189.1	3:46.979	2		2:23.626	54.286	49.467	39.873	149.1	4:56.273
3		1:51.397	43.213	37.153	31.031	190.4	5:38.376	3		2:23.328	54.833	48.832	39.663	149.3	7:19.601
4		1:51.014	42.894	37.037	31.083	192.1	7:29.390	4		2:26.422	55.056	51.836	39.530	154.0	9:46.023
5		1:51.587	43.349	37.160	31.078	191.4	9:20.977	5		2:23.011	52.699	48.725	41.587	155.3	12:09.034
6		1:51.477	42.873	37.207	31.397	192.1	11:12.454	6		2:22.281	55.551	48.057	38.673	144.1	14:31.315
7		1:52.309	43.450	37.666	31.193	190.1	13:04.763	7		2:24.734	55.137	49.723	39.874	155.6	16:56.049
8		1:53.249	43.825	37.876	31.548	188.8	14:58.012	8		2:23.490	55.087	48.265	40.138	149.7	19:19.539
9		1:54.313	44.011	38.340	31.962	187.1	16:52.325	9 1 Santiago Castilla Salinero HYUNDAI GETZ 1.5 CRDi							
10		1:59.957	45.673	39.455	34.829	164.6	18:52.282	3 2 EFICAR TEAM							
2							10								
1 Alfonso Sangrador Alvarez							1 Marcos Manuel Gonzalez								
HONDA CIVIC 1.6							CITROEN SAXO 1.6 VTS								
2 2 LA RUINA RACING							2 2 R A C E								
Vta	D	Tiempo	Sector 1	Sector 2	Sector 3	V.Max	Elapsed	Vta	D	Tiempo	Sector 1	Sector 2	Sector 3	V.Max	Elapsed
1		1:58.211	48.204	38.172	31.835	107.4	1:58.211	1		2:00.490	48.695	39.258	32.537	108.6	2:00.490
2		1:54.769	43.667	38.564	32.538	201.4	3:52.980	2		1:54.873	43.829	38.813	32.231	189.8	3:55.363
3		1:54.575	43.619	38.683	32.273	199.6	5:47.555	3		1:54.749	43.776	38.925	32.048	189.4	5:50.112
4		1:54.493	43.776	38.718	31.999	198.8	7:42.048	4		1:55.402	43.858	38.887	32.657	189.4	7:45.514
5		1:55.471	44.213	39.235	32.023	198.8	9:37.519	5		1:55.157	43.966	38.902	32.289	188.4	9:40.671
6		1:53.397	43.348	38.156	31.893	198.8	11:30.916	6		1:54.607	43.743	38.840	32.024	189.1	11:35.278
7		1:53.875	43.291	38.053	32.531	198.8	13:24.791	7		1:55.583	44.467	38.933	32.183	188.4	13:30.861
8		1:54.551	43.984	38.512	32.055	198.5	15:19.342	8		2:01.613	43.942	38.927	38.744	189.1	15:32.474
9		1:54.896	43.596	38.738	32.562	199.6	17:14.238	9		1:56.476	44.208	39.879	32.389	188.1	17:28.950
10		1:58.487	44.117	40.929	33.441	199.2	19:12.725	10		2:01.738	46.784	41.954	33.000	186.5	19:30.688
3							11								
1 Jorge Tello Villa							1 Miguel Gómez Perales								
MAZDA MX5 1.8							NISSAN PRIMERA								
EN-2 2 C.D.E. ULTIMA VUELTA							EN-2 2 ESCUDERIA TEAM LEMANS								
Vta	D	Tiempo	Sector 1	Sector 2	Sector 3	V.Max	Elapsed	Vta	D	Tiempo	Sector 1	Sector 2	Sector 3	V.Max	Elapsed
1		2:06.905	51.406	41.118	34.381	108.0	2:06.905	1		2:19.906	57.641	44.725	37.540	119.4	2:19.906
2		2:02.268	46.258	41.625	34.385	176.4	4:09.173	2		2:12.203	51.018	44.733	36.452	165.6	4:32.109
3		2:01.477	46.373	40.931	34.173	177.9	6:10.650	3		2:13.599	50.427	45.601	37.571	175.8	6:45.708
4		2:00.840	46.273	40.664	33.903	177.9	8:11.490	4		2:13.330	51.152	45.234	36.944	175.3	8:59.038
5		2:01.606	46.432	41.002	34.172	176.4	10:13.096	5		2:14.918	50.497	46.549	37.872	176.1	11:13.956
6		2:01.770	46.566	40.994	34.210	177.0	12:14.866	6		2:15.084	51.621	45.660	37.803	173.6	13:29.040
7		2:01.975	46.872	40.989	34.114	175.0	14:16.841	7		2:14.903	51.278	46.054	37.571	171.1	15:43.943
8		2:01.673	46.861	40.758	34.054	175.3	16:18.514	8		2:14.245	50.870	46.055	37.320	175.3	17:58.188
9		2:12.194	56.123	41.248	34.823	175.8	18:30.708	9		2:17.287	52.926	46.898	37.463	173.6	20:15.475
10		2:02.400	46.894	41.188	34.318	175.3	20:33.108	11 1 Cristian Sosa De Ana HONDA CIVIC 1.6							
6							11								
1 Cristian Sosa De Ana							1 Miguel Gómez Perales								
HONDA CIVIC 1.6							NISSAN PRIMERA								
3 2 EFICAR TEAM							EN-2 2 ESCUDERIA TEAM LEMANS								
Vta	D	Tiempo	Sector 1	Sector 2	Sector 3	V.Max	Elapsed	Vta	D	Tiempo	Sector 1	Sector 2	Sector 3	V.Max	Elapsed
1		1:55.940	47.163	37.537	31.240	109.0	1:55.940	1		2:08.790	52.695	41.562	34.533	112.7	2:08.790
2		1:51.682	43.083	37.434	31.165	191.1	3:47.622	2		2:03.623	47.324	41.597	34.702	181.2	4:12.413
3		1:51.849	43.119	37.406	31.324	190.4	5:39.471	3		2:04.768	47.434	42.173	35.161	181.8	6:17.181
4		1:52.174	43.068	37.720	31.386	190.4	7:31.645	4		2:05.238	47.683	42.657	34.898	180.9	8:22.419
5		1:52.882	43.413	37.820	31.649	187.5	9:24.527	5		2:04.811	47.589	42.182	35.040	182.7	10:27.230
6		1:54.258	43.944	38.218	32.096	185.8	11:18.785	6		2:04.215	47.652	41.866	34.697	177.0	12:31.445
7		1:54.309	44.003	38.051	32.255	183.6	13:13.094	7		2:04.726	47.867	42.067	34.792	173.9	14:36.171
8		1:56.959	44.682	39.130	33.147	184.3	15:10.053	8		2:05.790	48.106	42.068	35.616	183.0	16:41.961
9		1:54.482	44.682	37.999	31.801	182.1	17:04.535	9		2:05.654	48.064	42.571	35.019	172.2	18:47.615
10		1:54.448	44.402	37.869	32.177	185.2	18:58.983	10		2:05.306	47.845	42.224	35.237	177.9	20:52.921





# Circuito del Jarama

División 1

1ª Carrera

Tiempos Por Vuelta



## 14

1 Christian García García

HONDA CIVIC 1.6

## 30

1 Antonio Vígara Tena

BMW E36 325i

3

2

RACE

EN-3

2 Jesus S. Escolar Alvarez

A.D. CLEMANTE ARROYO

Vta	D	Tiempo	Sector 1	Sector 2	Sector 3	V.Max	Elapsed	Vta	D	Tiempo	Sector 1	Sector 2	Sector 3	V.Max	Elapsed
1		2:13.125	53.852	44.200	35.073	109.7	2:13.125	1	1	2:20.100	59.147	44.080	36.873	115.5	2:20.100
2		2:05.341	47.704	42.636	35.001	174.4	4:18.466	2	1	2:09.326	49.670	43.620	36.036	171.7	4:29.426
3		2:05.323	47.579	42.176	35.568	172.5	6:23.789	3	1	2:08.298	49.500	43.188	35.610	179.7	6:37.724
4		<b>2:04.738</b>	<b>46.894</b>	<b>41.546</b>	36.298	172.8	8:28.527	4	1	2:10.157	50.222	44.008	35.927	172.2	8:47.881
5		2:07.170	49.265	43.045	<b>34.860</b>	170.6	10:35.697	5	1	2:08.081	49.278	43.124	35.679	175.0	10:55.962
6		2:06.974	48.700	42.916	35.358	170.3	12:42.671	6	1	2:07.982	49.201	<b>42.431</b>	36.350	183.0	13:03.944
7		2:10.904	49.260	45.342	36.302	166.1	14:53.575	7	1	2:08.622	50.029	42.725	35.868	172.8	15:12.566
8		2:13.412	50.281	44.801	38.330	165.1	17:06.987	8	1	2:09.641	49.388	44.229	36.024	180.3	17:22.207
9		2:13.704	49.422	47.147	37.135	161.9	19:20.691	9	1	<b>2:07.787</b>	<b>49.132</b>	43.293	<b>35.362</b>	180.0	19:29.994

## 17

1 Guillermo Velasco Ortega

DATSUN 1200

## 38

1 Eduardo Martin Martinez

Volkswagen Golf

EN-1

2

A.E.C.D.

EN-2

2 Miguel Angel Martin Calvo

ESCUDERIA CENTRO

Vta	D	Tiempo	Sector 1	Sector 2	Sector 3	V.Max	Elapsed	Vta	D	Tiempo	Sector 1	Sector 2	Sector 3	V.Max	Elapsed
1		2:31.733	1:02.064	50.187	39.482	94.9	2:31.733	1	1	2:12.060	54.628	42.685	<b>34.747</b>	114.6	2:12.060
2		2:26.331	56.682	49.975	39.674	141.1	4:58.064	2	1	2:05.203	47.806	42.301	35.096	183.6	4:17.263
3		2:23.614	54.367	49.897	39.350	143.4	7:21.678	3	1	2:05.819	48.396	42.205	35.218	179.1	6:23.082
4		2:25.736	54.887	50.286	40.563	142.6	9:47.414	4	1	2:05.548	48.395	42.151	35.002	178.5	8:28.630
5		2:23.669	54.121	50.306	<b>39.242</b>	144.1	12:11.083	5	1	2:05.032	48.003	41.924	35.105	175.3	10:33.662
6		2:23.712	54.617	<b>49.607</b>	39.488	142.8	14:34.795	6	1	2:04.758	47.676	41.896	35.186	180.9	12:38.420
7		<b>2:23.538</b>	<b>53.956</b>	49.840	39.742	143.0	16:58.333	7	1	2:05.229	48.327	41.858	35.044	180.6	14:43.649
8		2:23.764	54.050	49.677	40.037	143.8	19:22.097	8	1	2:05.190	47.690	41.923	35.577	183.3	16:48.839
9								9	1	<b>2:04.374</b>	<b>47.566</b>	<b>41.794</b>	35.014	183.6	18:53.213

## 19

1 Adrian Martin Abrales

HYUNDAI GETZ 1.5 CRDi

## 44

1 Julio Ortiz Alonso

PEUGEOT 205 2.0

2

2

CLUB JARAMA SPORT

EN-2

2

C.D.E. DEYSCOM SPORT

Vta	D	Tiempo	Sector 1	Sector 2	Sector 3	V.Max	Elapsed	Vta	D	Tiempo	Sector 1	Sector 2	Sector 3	V.Max	Elapsed
1		2:02.093	49.709	39.821	<b>32.563</b>	109.0	2:02.093	1		2:07.273	52.039	40.232	35.002	116.8	2:07.273
2		<b>1:57.762</b>	45.089	<b>39.683</b>	32.990	189.8	3:59.855	2		2:01.334	46.537	40.467	34.330	192.8	4:08.607
3		1:58.886	<b>45.021</b>	40.246	33.619	187.8	5:58.741	3		2:00.918	46.313	40.680	33.925	191.4	6:09.525
4		2:00.205	45.498	40.859	33.848	185.5	7:58.946	4		2:00.133	46.232	40.257	<b>33.644</b>	192.5	8:09.658
5		2:00.632	46.352	40.905	33.375	181.8	9:59.578	5		<b>2:00.121</b>	<b>46.095</b>	<b>40.155</b>	33.871	190.8	10:09.779
6		2:00.681	45.851	41.430	33.400	180.6	12:00.259	6		2:00.124	46.105	40.328	33.691	191.4	12:09.903
7		2:00.621	45.923	41.234	33.464	182.4	14:00.880	7		2:00.870	46.435	40.569	33.866	188.1	14:10.773
8		2:00.561	45.783	41.192	33.586	181.8	16:01.441	8		2:01.316	46.370	40.667	34.279	192.1	16:12.089
9		2:00.513	46.408	40.898	33.207	179.1	18:01.954	9		2:01.744	46.640	41.063	34.041	189.4	18:13.833
10		2:01.180	46.582	40.803	33.795	183.6	20:03.134	10		2:01.837	46.774	41.005	34.058	180.9	20:15.670

## 27

1 Teo Antonio Perez Palomo

BMW E36 325i

## 46

1 Eugenio Moreno Vicente

BMW E36 325i

EN-3

2

EFICAR TEAM

EN-3

2

C.D.E. ULTIMA VUELTA

Vta	D	Tiempo	Sector 1	Sector 2	Sector 3	V.Max	Elapsed	Vta	D	Tiempo	Sector 1	Sector 2	Sector 3	V.Max	Elapsed
1		2:03.579	50.267	39.736	33.576	108.9	2:03.579	1		2:15.775	56.193	43.143	36.439	118.1	2:15.775
2		1:59.452	46.008	40.054	33.390	178.8	4:03.031	2		2:08.948	49.632	42.601	36.715	175.3	4:24.723
3		<b>1:58.670</b>	45.740	<b>39.580</b>	33.350	182.1	6:01.701	3		2:10.582	50.452	43.384	36.746	165.6	6:35.305
4		1:59.580	<b>45.664</b>	40.402	33.514	182.7	8:01.281	4		2:09.667	49.786	42.684	37.197	167.4	8:44.972
5		2:00.243	46.143	40.127	33.973	177.6	10:01.524	5		2:08.637	49.386	42.709	36.542	167.1	10:53.609
6		2:01.660	46.223	40.935	34.502	180.0	12:03.184	6		<b>2:07.335</b>	<b>48.817</b>	<b>42.275</b>	<b>36.243</b>	181.8	13:00.944
7		2:00.781	46.237	40.563	33.981	176.7	14:03.965	7		2:09.934	49.552	42.306	38.076	181.5	15:10.878
8		2:00.097	46.077	40.243	33.777	186.2	16:04.062	8		2:10.830	49.704	44.418	36.708	179.1	17:21.708
9		1:59.685	46.030	40.314	<b>33.341</b>	179.7	18:03.747	9		2:18.768	55.986	44.749	38.033	182.4	19:40.476
10		2:00.559	46.632	40.442	33.485	178.2	20:04.306								





# Circuito del Jarama

División 1

1ª Carrera

Análisis



**Num** **Tiempo Vta.** **Dif. 1º**

## Vta 1

1	1:55.201	
6	1:55.940	00.739
2	1:58.211	03.010
9	2:00.490	05.289
19	2:02.093	06.892
27	2:03.579	08.378
3	2:06.905	11.704
44	2:07.273	12.072
11	2:08.790	13.589
38	2:12.060	16.859
14	2:13.125	17.924
46	2:15.775	20.574
10	2:19.906	24.705
30	2:20.100	24.899
17	2:31.733	36.532
7	2:32.647	37.446

**Num** **Tiempo Vta.** **Dif. 1º**

## Vta 2

1	1:51.778	
6	1:51.682	00.643
2	1:54.769	06.001
9	1:54.873	08.384
19	1:57.762	12.876
27	1:59.452	16.052
44	2:01.334	21.628
3	2:02.268	22.194
11	2:03.623	25.434
38	2:05.203	30.284
14	2:05.341	31.487
46	2:08.948	37.744
30	2:09.326	42.447
10	2:12.203	45.130
7	2:23.626	1:09.294
17	2:26.331	1:11.085

**Num** **Tiempo Vta.** **Dif. 1º**

## Vta 3

1	1:51.397	
6	1:51.849	01.095
2	1:54.575	09.179

9 1:54.749 11.736

19 1:58.886 20.365

27 1:58.670 23.325

44 2:00.918 31.149

3 2:01.477 32.274

11 2:04.768 38.805

38 2:05.819 44.706

14 2:05.323 45.413

46 2:10.582 56.929

30 2:08.298 59.348

10 2:13.599 1:07.332

7 2:23.328 1:41.225

17 2:23.614 1:43.302

**Num** **Tiempo Vta.** **Dif. 1º**

## Vta 4

1	1:51.014	
6	1:52.174	02.255
2	1:54.493	12.658
9	1:55.402	16.124
19	2:00.205	29.556
27	1:59.580	31.891
44	2:00.133	40.268
3	2:00.840	42.100
11	2:05.238	53.029
14	2:04.738	59.137
38	2:05.548	59.240
46	2:09.667	1:15.582
30	2:10.157	1:18.491
10	2:13.330	1:29.648

**Num** **Tiempo Vta.** **Dif. 1º**

## Vta 5

1	1:51.587	
6	1:52.882	03.550
2	1:55.471	16.542
9	1:55.157	19.694
7	2:26.422	1 Lap
17	2:25.736	1 Lap
19	2:00.632	38.601
27	2:00.243	40.547
44	2:00.121	48.802
3	2:01.606	52.119

11 2:04.811 1:06.253

38 2:05.032 1:12.685

14 2:07.170 1:14.720

46 2:08.637 1:32.632

30 2:08.081 1:34.985

**Num** **Tiempo Vta.** **Dif. 1º**

## Vta 6

1	1:51.477	
10	2:14.918	1 Lap
6	1:54.258	06.331
2	1:53.397	18.462
9	1:54.607	22.824
19	2:00.681	47.805
27	2:01.660	50.730
7	2:23.011	1 Lap
44	2:00.124	57.449
17	2:23.669	1 Lap
3	2:01.770	1:02.412
11	2:04.215	1:18.991
38	2:04.758	1:25.966
14	2:06.974	1:30.217
46	2:07.335	1:48.490
30	2:07.982	1:51.490

**Num** **Tiempo Vta.** **Dif. 1º**

## Vta 7

1	1:52.309	
6	1:54.309	08.331
2	1:53.875	20.028
10	2:15.084	1 Lap
9	1:55.583	26.098
19	2:00.621	56.117
27	2:00.781	59.202
44	2:00.870	1:06.010
3	2:01.975	1:12.078
7	2:22.281	1 Lap
17	2:23.712	1 Lap
11	2:04.726	1:31.408
38	2:05.229	1:38.886
14	2:10.904	1:48.812

**Num** **Tiempo Vta.** **Dif. 1º**

## Vta 8

1 1:53.249

6 1:56.959 12.041

46 2:09.934 1 Lap

30 2:08.622 1 Lap

2 1:54.551 21.330

9 2:01.613 34.462

10 2:14.903 1 Lap

19 2:00.561 1:03.429

27 2:00.097 1:06.050

44 2:01.316 1:14.077

3 2:01.673 1:20.502

11 2:05.790 1:43.949

38 2:05.190 1:50.827

**Num** **Tiempo Vta.** **Dif. 1º**

## Vta 9

1	1:54.313	
7	2:24.734	2 Laps
17	2:23.538	2 Laps
6	1:54.482	12.210
14	2:13.412	1 Lap
2	1:54.896	21.913
46	2:10.830	1 Lap
30	2:09.641	1 Lap
9	1:56.476	36.625
10	2:14.245	1 Lap
19	2:00.513	1:09.629
27	1:59.685	1:11.422
44	2:01.744	1:21.508
3	2:12.194	1:38.383
11	2:05.654	1:55.290

**Num** **Tiempo Vta.** **Dif. 1º**

## Vta 10

1	1:59.957	
38	2:04.374	1 Lap
6	1:54.448	06.701
2	1:58.487	20.443
7	2:23.490	2 Laps
14	2:13.704	1 Lap
17	2:23.764	2 Laps
30	2:07.787	1 Lap
9	2:01.738	38.406

46 2:18.768 1 Lap

19 2:01.180 1:10.852

27 2:00.559 1:12.024

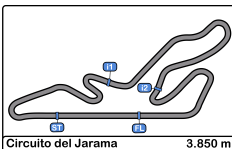
10 2:17.287 1 Lap

44 2:01.837 1:23.388

3 2:02.400 1:40.826

11 2:05.306 2:00.639





Circuito del Jarama

División 1

1ª Carrera

Mejores Sectores



Sector - 1				Sector - 2				Sector - 3				Vuelta Ideal vs Mejor Vuelta				
Clas	Nº	Piloto	Tiempo	Nº	Piloto	Tiempo	Nº	Piloto	Tiempo	Clas	Nº	Piloto	Vta. Ideal	Mejor V.	Clas	
1	1	Ignacio J. Leirana Castillo	42.873	1	Ignacio J. Leirana Castillo	37.037	1	Ignacio J. Leirana Castillo	31.031	1	1	Ignacio J. Leirana Castillo	1:50.941	1:51.014	1	
2	6	Cristian Sosa De Ana	43.068	6	Cristian Sosa De Ana	37.406	6	Cristian Sosa De Ana	31.165	2	6	Cristian Sosa De Ana	1:51.639	1:51.682	2	
3	2	Alfonso Sangrador Alvarez	43.291	2	Alfonso Sangrador Alvarez	38.053	2	Alfonso Sangrador Alvarez	31.835	3	2	Alfonso Sangrador Alvarez	1:53.179	1:53.397	3	
4	9	Santiago Castilla Salinero	43.743	9	Santiago Castilla Salinero	38.813	9	Santiago Castilla Salinero	32.024	4	9	Santiago Castilla Salinero	1:54.580	1:54.607	4	
5	19	Adrian Martin Abraldes	45.021	27	Teo Antonio Perez	39.580	19	Adrian Martin Abraldes	32.563	5	19	Adrian Martin Abraldes	1:57.267	1:57.762	5	
6	27	Teo Antonio Perez	45.664	19	Adrian Martin Abraldes	39.683	27	Teo Antonio Perez	33.341	6	27	Teo Antonio Perez	1:58.585	1:58.670	6	
7	44	Julio Ortiz Alonso	46.095	44	Julio Ortiz Alonso	40.155	44	Julio Ortiz Alonso	33.644	7	44	Julio Ortiz Alonso	1:59.894	2:00.121	7	
8	3	Jorge Tello Villa	46.258	3	Jorge Tello Villa	40.664	3	Jorge Tello Villa	33.903	8	3	Jorge Tello Villa	2:00.825	2:00.840	8	
9	14	Christian García García	46.894	14	Christian García García	41.546	11	Miguel Gómez Perales	34.533	9	14	Christian García García	2:03.300	2:04.738	11	
10	11	Miguel Gómez Perales	47.324	11	Miguel Gómez Perales	41.562	38	Martin - Martin	34.747	10	11	Miguel Gómez Perales	2:03.419	2:03.623	9	
11	38	Martin - Martin	47.566	38	Martin - Martin	41.794	14	Christian García García	34.860	11	38	Martin - Martin	2:04.107	2:04.374	10	
12	46	Eugenio Moreno Vicent	48.817	46	Eugenio Moreno Vicent	42.275	30	Vigara - Escolar	35.362	12	30	Vigara - Escolar	2:06.925	2:07.787	13	
13	30	Vigara - Escolar	49.132	30	Vigara - Escolar	42.431	46	Eugenio Moreno Vicent	36.243	13	46	Eugenio Moreno Vicent	2:07.335	2:07.335	12	
14	10	Marcos Manuel Gonzal	50.427	10	Marcos Manuel Gonzal	44.725	10	Marcos Manuel Gonzal	36.452	14	10	Marcos Manuel Gonzal	2:11.604	2:12.203	14	
15	7	Teresa Gonzalez Holgado	52.699	7	Teresa Gonzalez Holgado	47.591	7	Teresa Gonzalez Holgado	38.640	15	7	Teresa Gonzalez Holgado	2:18.930	2:22.281	15	
16	17	Guillermo Velasco Ortega	53.956	17	Guillermo Velasco Ortega	49.607	17	Guillermo Velasco Ortega	39.242	16	17	Guillermo Velasco Ortega	2:22.805	2:23.538	16	







Circuito del Jarama

División 1

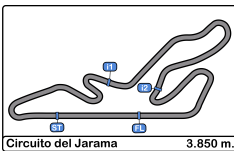
1ª Carrera

Secuencia Líder



<u>Nº</u>	<u>Concursante</u>	<u>Piloto 1</u>	<u>Piloto 2</u>	<u>Vehículo</u>	<u>Cat</u>	<u>Vta. Inici</u>	<u>Vta. Fin</u>	<u>Vtas.</u>	<u>Total Vtas.</u>
1	IGNACIO J. LEIRANA CASTILL	Ignacio J. Leirana Castillo		CITROEN AX 1.6	3	1	10	10	10





# Circuito del Jarama

## División 1

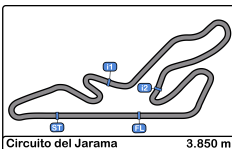
### 1ª Carrera

### 5 Mejores Tiempos



Cl	Nº	Concursante	Piloto 1	Piloto 2	Vehiculo	Cat	Cl	Mejor 1		Mejor 2		Mejor 3		Mejor 4		Mejor 5	
								Tiempo	Vta.	Tiempo	Vta.	Tiempo	Vta.	Tiempo	Vta.	Tiempo	Vta.
1	1	IGNACIO J. LEIRANA CASTILLO	Ignacio J. Leirana Castillo		CITROEN AX 1.6	3	1	1:51.014	4	1:51.397	3	1:51.477	6	1:51.587	5	1:51.778	2
2	6	EFICAR TEAM	Cristian Sosa De Ana		HONDA CIVIC 1.6	3	2	1:51.682	2	1:51.849	3	1:52.174	4	1:52.882	5	1:54.258	6
3	2	LA RUINA RACING	Alfonso Sangrador Alvarez		HONDA CIVIC 1.6	2	1	1:53.397	6	1:53.875	7	1:54.493	4	1:54.551	8	1:54.575	3
4	9	EFICAR TEAM	Santiago Castilla Salinero		HYUNDAI GETZ 1.5 CRDi	3	3	1:54.607	6	1:54.749	3	1:54.873	2	1:55.157	5	1:55.402	4
5	19	CLUB JARAMA SPORT	Adrian Martin Abraldes		HYUNDAI GETZ 1.5 CRDi	2	2	1:57.762	2	1:58.886	3	2:00.205	4	2:00.513	9	2:00.561	8
6	27	EFICAR TEAM	Teo Antonio Perez Palomo		BMW E36 325i	EN-3	1	1:58.670	3	1:59.452	2	1:59.580	4	1:59.685	9	2:00.097	8
7	44	C.D.E. DEYSCOM SPORT	Julio Ortiz Alonso		PEUGEOT 205 2.0	EN-2	1	2:00.121	5	2:00.124	6	2:00.133	4	2:00.870	7	2:00.918	3
8	3	C.D.E. ULTIMA VUELTA	Jorge Tello Villa		MAZDA MX5 1.8	EN-2	2	2:00.840	4	2:01.477	3	2:01.606	5	2:01.673	8	2:01.770	6
9	11	ESCUADERIA TEAM LEMANS	Miguel Gómez Perales		NISSAN PRIMERA	EN-2	3	2:03.623	2	2:04.215	6	2:04.726	7	2:04.768	3	2:04.811	5
10	38	ESCUADERIA CENTRO	<u>Eduardo Martín Martínez</u>	Miguel Angel Martin Calvo	Volkswagen Golf	EN-2	4	2:04.374	9	2:04.758	6	2:05.032	5	2:05.190	8	2:05.203	2
11	14	R A C E	Christian García García		HONDA CIVIC 1.6	3	4	2:04.738	4	2:05.323	3	2:05.341	2	2:06.974	6	2:07.170	5
12	46	C.D.E. ULTIMA VUELTA	Eugenio Moreno Vicente		BMW E36 325i	EN-3	2	2:07.335	6	2:08.637	5	2:08.948	2	2:09.667	4	2:09.934	7
13	30	A.D. CLEMANTE ARROYO	<u>Antonio Vígara Tena</u>	Jesus S. Escolar Alvarez	BMW E36 325i	EN-3	3	2:07.787	9	2:07.982	6	2:08.081	5	2:08.298	3	2:08.622	7
14	10	R A C E	Marcos Manuel Gonzalez		CITROEN SAXO 1.6 VTS	2	3	2:12.203	2	2:13.330	4	2:13.599	3	2:14.245	8	2:14.903	7
15	7	R A C E	Teresa Gonzalez Holgado		CITROEN AX 1.4	1	1	2:22.281	6	2:23.011	5	2:23.328	3	2:23.490	8	2:23.626	2
16	17	A.E.C.D.	Guillermo Velasco Ortega		DATSUN 1200	EN-1	1	2:23.538	7	2:23.614	3	2:23.669	5	2:23.712	6	2:23.764	8





## Circuito del Jarama

División 1

1ª Carrera

5 Mejores Velocidades



Cl	Nº	Concursante	Piloto 1	Piloto 2	Vehiculo	Cat	Cl	V. Max. 1		V. Max. 2		V. Max. 3		V. Max. 4		V. Max. 5		Avg	
								Km/h	Vta.	Km/h	Vta.	Km/h	Vta.	Km/h	Vta.	Km/h	Vta.		
1	2	LA RUINA RACING	Alfonso Sangrador Alvarez		HONDA CIVIC 1.6	2	1	201.4	2	199.6	3	199.6	9	199.2	10	198.8	4	199.7	
2	44	C.D.E. DEYSCOM SPORT	Julio Ortiz Alonso		PEUGEOT 205 2.0	EN-2	1	192.8	2	192.5	4	192.1	8	191.4	3	191.4	6	192.1	
3	1	IGNACIO J. LEIRANA CASTILLO	Ignacio J. Leirana Castillo		CITROEN AX 1.6	3	1	192.1	4	192.1	6	191.4	5	190.4	3	190.1	7	191.2	
4	6	EFICAR TEAM	Cristian Sosa De Ana		HONDA CIVIC 1.6	3	2	191.1	2	190.4	3	190.4	4	187.5	5	185.8	6	189.0	
5	9	EFICAR TEAM	Santiago Castilla Salinero		HYUNDAI GETZ 1.5 CRDi	3	3	189.8	2	189.4	3	189.4	4	189.1	6	189.1	8	189.4	
6	19	CLUB JARAMA SPORT	Adrian Martin Abrales		HYUNDAI GETZ 1.5 CRDi	2	2	189.8	2	187.8	3	185.5	4	183.6	10	182.4	7	185.8	
7	27	EFICAR TEAM	Teo Antonio Perez Palomo		BMW E36 325i	EN-3	1	186.2	8	182.7	4	182.1	3	180.0	6	179.7	9	182.1	
8	38	ESCUADERIA CENTRO	<b>Eduardo Martin Martinez</b>	Miguel Angel Martin Calvo	Volkswagen Golf	EN-2	2	183.6	2	183.6	9	183.3	8	180.9	6	180.6	7	182.4	
9	11	ESCUADERIA TEAM LEMANS	Miguel Gómez Perales		NISSAN PRIMERA	EN-2	3	183.0	8	182.7	5	181.8	3	181.2	2	180.9	4	181.9	
10	30	A.D. CLEMANTE ARROYO	<b>Antonio Vigara Tena</b>	Jesus S. Escolar Alvarez	BMW E36 325i	EN-3	2	183.0	6	180.3	8	180.0	9	179.7	3	175.0	5	179.6	
11	46	C.D.E. ULTIMA VUELTA	Eugenio Moreno Vicente		BMW E36 325i	EN-3	3	182.4	9	181.8	6	181.5	7	179.1	8	175.3	2	180.0	
12	3	C.D.E. ULTIMA VUELTA	Jorge Tello Villa		MAZDA MX5 1.8	EN-2	4	177.9	3	177.9	4	177.0	6	176.4	2	176.4	5	177.1	
13	10	R A C E	Marcos Manuel Gonzalez		CITROEN SAXO 1.6 VTS	2	3	176.1	5	175.8	3	175.3	4	175.3	8	173.6	6	175.2	
14	14	R A C E	Christian García García		HONDA CIVIC 1.6	3	4	174.4	2	172.8	4	172.5	3	170.6	5	170.3	6	172.1	
15	7	R A C E	Teresa Gonzalez Holgado		CITROEN AX 1.4	1	1	155.6	7	155.3	5	154.0	4	149.7	8	149.3	3	152.8	
16	17	A.E.C.D.	Guillermo Velasco Ortega		DATSUN 1200	EN-1	1	144.1	5	143.8	8	143.4	3	143.0	7	142.8	6	143.4	



Circuito del Jarama

División 1

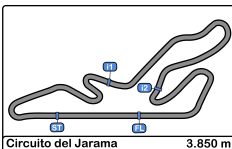
1ª Carrera

Secuencia Vueltas Rápidas



<u>Vta.</u>	<u>Hora Día</u>	<u>Tiempo Sesión</u>	<u>Nº</u>	<u>Concursante</u>	<u>Piloto 1</u>	<u>Piloto 2</u>	<u>Vehículo</u>	<u>Cat</u>	<u>Tiempo</u>	<u>Km/h</u>
2	12:01:10.399	3:47.399	1	IGNACIO J. LEIRANA	Ignacio J. Leirana Castillo		CITROEN AX 1.6	3	<b>1:51.778</b>	123.9
2	12:01:11.042	3:48.042	6	EFICAR TEAM	Cristian Sosa De Ana		HONDA CIVIC 1.6	3	<b>1:51.682</b>	124.1
3	12:03:01.796	5:38.796	1	IGNACIO J. LEIRANA	Ignacio J. Leirana Castillo		CITROEN AX 1.6	3	<b>1:51.397</b>	124.4
4	12:04:52.810	7:29.810	1	IGNACIO J. LEIRANA	Ignacio J. Leirana Castillo		CITROEN AX 1.6	3	<b>1:51.014</b>	124.8





Circuito del Jarama

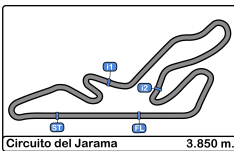
División 1

1ª Carrera

Mejor Maxima Velocidad del Evento



Nº	Concursante	Piloto 1	Piloto 2	Vehiculo	Cat	Km/h	Sesión
2	LA RUINA RACING	Alfonso Sangrador Alvarez		HONDA CIVIC 1.6	2	201.4	Entrenamiento cronometrado
1	IGNACIO J. LEIRANA	Ignacio J. Leirana Castillo		CITROEN AX 1.6	3	196.0	Entrenamiento cronometrado
44	C.D.E. DEYSCOM SPORT	Julio Ortiz Alonso		PEUGEOT 205 2.0	EN-2	192.8	1ª Carrera
6	EFICAR TEAM	Cristian Sosa De Ana		HONDA CIVIC 1.6	3	191.1	1ª Carrera
9	EFICAR TEAM	Santiago Castilla Salinero		HYUNDAI GETZ 1.5 CRDi	3	189.8	1ª Carrera
19	CLUB JARAMA SPORT	Adrian Martin Abralde		HYUNDAI GETZ 1.5 CRDi	2	189.8	1ª Carrera
27	EFICAR TEAM	Teo Antonio Perez Palomo		BMW E36 325i	EN-3	186.5	Entrenamiento cronometrado
11	ESCUDERIA TEAM LEMANS	Miguel Gómez Perales		NISSAN PRIMERA	EN-2	186.2	Entrenamiento cronometrado
30	A.D. CLEMANTE ARROYO	Antonio Vigara Tena	Jesus S. Escolar Alvarez	BMW E36 325i	EN-3	184.6	Entrenamiento cronometrado
38	ESCUDERIA CENTRO	Eduardo Martin Martinez	Miguel Angel Martin Calvo	Volkswagen Golf	EN-2	183.6	1ª Carrera
46	C.D.E. ULTIMA VUELTA	Eugenio Moreno Vicente		BMW E36 325i	EN-3	182.4	1ª Carrera
14	R A C E	Christian García García		HONDA CIVIC 1.6	3	179.1	Entrenamiento cronometrado
3	C.D.E. ULTIMA VUELTA	Jorge Tello Villa		MAZDA MX5 1.8	EN-2	177.9	1ª Carrera
10	R A C E	Marcos Manuel Gonzalez		CITROEN SAXO 1.6 VTS	2	176.4	Entrenamiento cronometrado
7	R A C E	Teresa Gonzalez Holgado		CITROEN AX 1.4	1	155.6	1ª Carrera
17	A.E.C.D.	Guillermo Velasco Ortega		DATSUN 1200	EN-1	144.1	1ª Carrera



Circuito del Jarama

División 1

1ª Carrera

Cuentavueltas

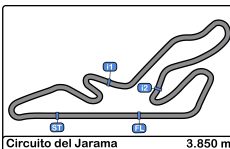


Vta.

Nr	Po	Parr	1	2	3	4	5	6	7	8	9	10
1	<b>1</b>	1	1	1	1	1	1	1	1	1	1	1
2	<b>2</b>	2	6	6	6	6	6	6	6	6	6	6
6	<b>3</b>	6	2	2	2	2	2	2	2	2	2	2
9	<b>4</b>	9	9	9	9	9	9	9	9	9	9	9
19	<b>5</b>	19	19	19	19	19	19	19	19	19	19	19
27	<b>6</b>	27	27	27	27	27	27	27	27	27	27	27
44	<b>7</b>	44	3	44	44	44	44	44	44	44	44	44
3	<b>8</b>	3	44	3	3	3	3	3	3	3	3	3
14	<b>9</b>	14	11	11	11	11	11	11	11	11	11	11
11	<b>10</b>	11	38	38	38	14	38	38	38	38	38	
38	<b>11</b>	38	14	14	14	38	14	14	14	14	14	
30	<b>12</b>	30	46	46	46	46	46	46	46	46	30	
46	<b>13</b>	46	10	30	30	30	30	30	30	30	46	
10	<b>14</b>	10	30	10	10	10	10	10	10	10	10	
17	<b>15</b>	17	17	7	7	7	7	7	7	7	7	
7	<b>16</b>	7	7	17	17	17	17	17	17	17	17	





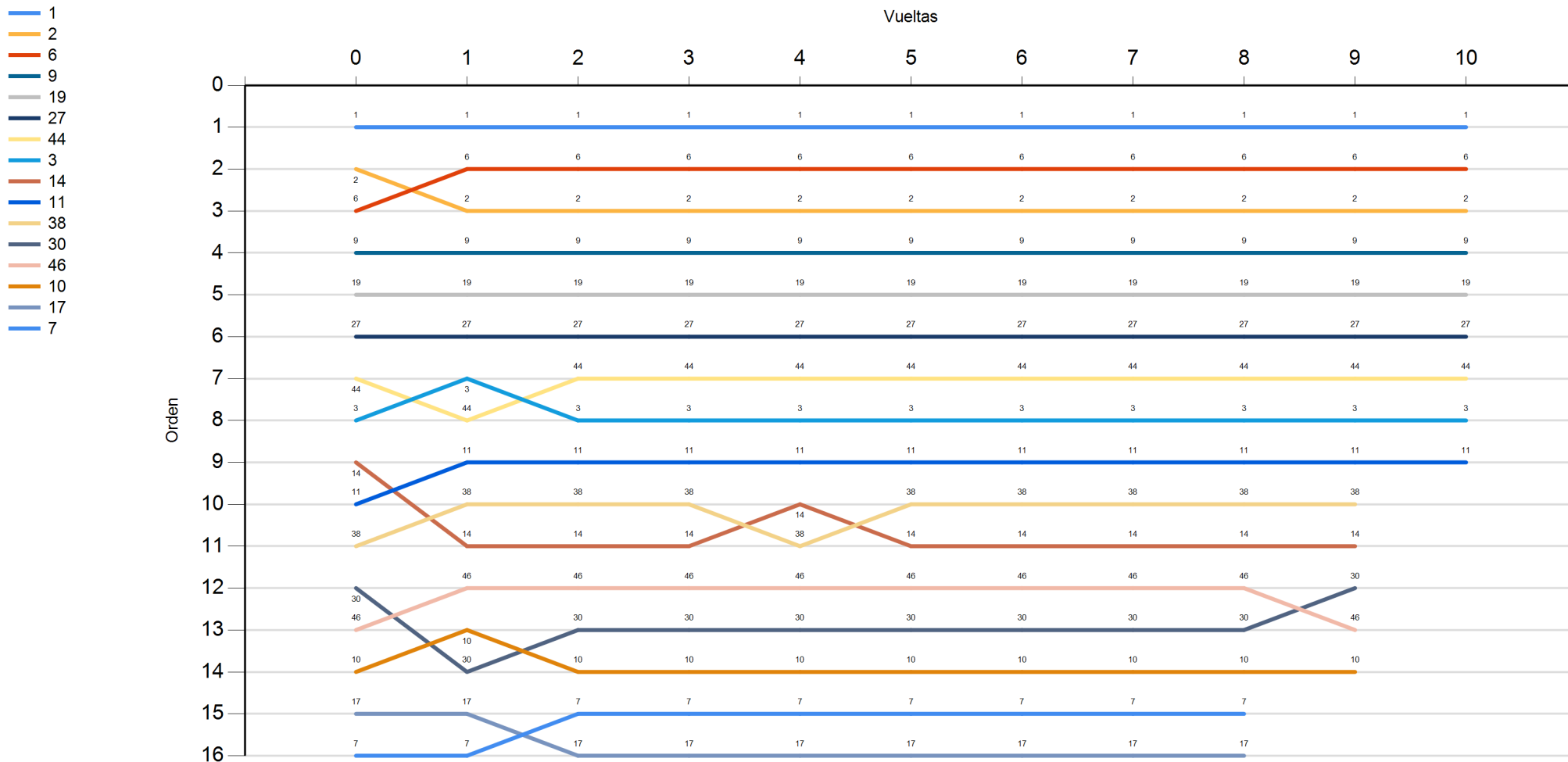


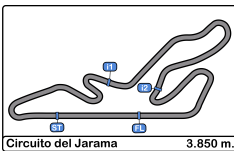
Circuito del Jarama

División 1

1ª Carrera

Cuentavueltas Gráfico





Circuito del Jarama

División 1

1ª Carrera

Tiempos Parada en Pit



Nr.	Hora Día En.	Concursante	Nac	Piloto 1	Nac	Piloto 2	Nac	Vehiculo	Cat	Tiempo Entra.	Stop N°	Tiempo Box	Handicap	Penalty
-----	--------------	-------------	-----	----------	-----	----------	-----	----------	-----	---------------	---------	------------	----------	---------

