

Circuito del Jarama

División 1

2ª Carrera

Resultados Provisionales



Cls	Nº	Concursante	Piloto 1	Piloto 2	Vehiculo	Cat	Cl	Vtas.	Tiempo	Dif 1º	Intervalo	Km/h	V.R.	Tiempo	Km/h
1	1	IGNACIO J. LEIRANA CASTILLO	Ignacio J. Leirana Castillo		CITROEN AX 1.6	3	1	10	18:48.359			122.8	3	1:51.362	124.4
2	2	LA RUINA RACING	Alfonso Sangrador Alvarez		HONDA CIVIC 1.6	2	1	10	19:06.605	18.246	18.246	120.8	9	1:53.931	121.6
3	6	EFICAR TEAM	Cristian Sosa De Ana		HONDA CIVIC 1.6	3	2	10	19:20.163	31.804	13.558	119.4	3	1:51.413	124.4
4	9	EFICAR TEAM	Santiago Castilla Salinero		HYUNDAI GETZ 1.5 CRDi	3	3	10	19:34.861	46.502	14.698	117.9	4	1:56.047	119.4
5	19	CLUB JARAMA SPORT	Adrian Martin Abrales		HYUNDAI GETZ 1.5 CRDi	2	2	10	20:10.216	1:21.857	35.355	114.5	2	1:59.045	116.4
6	27	EFICAR TEAM	Teo Antonio Perez Palomo		BMW E36 325i	EN-3	1	10	20:11.049	1:22.690	0.833	114.4	9	2:00.033	115.4
7	44	C.D.E. DEYSCOM SPORT	Julio Ortiz Alonso		PEUGEOT 205 2.0	EN-2	1	10	20:17.071	1:28.712	6.022	113.8	2	2:00.613	114.9
8	3	C.D.E. ULTIMA VUELTA	Jorge Tello Villa		MAZDA MX5 1.8	EN-2	2	10	20:21.601	1:33.242	4.530	113.4	5	2:01.368	114.1
9	30	A.D. CLEMANTE ARROYO	Antonio Vigara Tena	<u>Jesus S. Escolar Alvarez</u>	BMW E36 325i	EN-3	2	10	20:39.841	1:51.482	18.240	111.7	7	2:02.543	113.1
10	11	ESCUADERIA TEAM LEMANS	Miguel Gómez Perales		NISSAN PRIMERA	EN-2	3	10	20:40.556	1:52.197	0.715	111.7	8	2:02.710	112.9
11	38	ESCUADERIA CENTRO	Eduardo Martin Martinez	<u>Miguel Angel Martin Calvo</u>	Volkswagen Golf	EN-2	4	9	18:54.664	1 Vta	1 Vta	109.9	7	2:03.976	111.7
12	10	R A C E	Marcos Manuel Gonzalez		CITROEN SAXO 1.6 VTS	2	3	9	19:50.498	1 Vta	55.834	104.7	4	2:10.141	106.4
13	14	R A C E	Christian García García		HONDA CIVIC 1.6	3	4	9	20:15.016	1 Vta	24.518	102.6	3	2:09.459	107.0
14	46	C.D.E. ULTIMA VUELTA	Eugenio Moreno Vicente		BMW E36 325i	EN-3	3	9	20:15.962	1 Vta	0.946	102.5	8	2:09.791	106.7
15	7	R A C E	Teresa Gonzalez Holgado		CITROEN AX 1.4	1	1	8	19:17.654	2 Vtas	1 Vta	95.7	2	2:21.538	97.9
16	17	A.E.C.D.	Guillermo Velasco Ortega		DATSUN 1200	EN-1	1	8	19:18.004	2 Vtas	0.350	95.7	8	2:22.168	97.4

Vuelta Rápida Ignacio J. Leirana Castillo en 1:51.362 a 124.5 Km/h en la vuelta 3

Publicado a las:.....

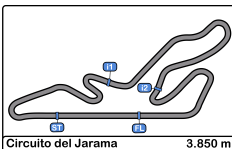
Temp. Pista: 24.4 °C Temp. Aire: 13.1 °C Humedad: 44 % Estado Pista: DRY

Comisarios Deportivos:

Director de Carrera:

Cronometrador:





Circuito del Jarama

División 1

2ª Carrera

Resultados Provisionales por categoría



Cls	Nº	Concursante	Piloto 1	Piloto 2	Vehiculo	Cat	Cl	Vtas.	Tiempo	Dif 1º	Intervalo	Km/h	V.R.	Tiempo	Km/h
Categoría 1															
1	7	R A C E	Teresa Gonzalez Holgado		CITROEN AX 1.4	1	1	8	19:17.654			95.7	2	2:21.538	97.9
Categoría 2															
1	2	LA RUINA RACING	Alfonso Sangrador Alvarez		HONDA CIVIC 1.6	2	1	10	19:06.605			120.8	9	1:53.931	121.6
2	19	CLUB JARAMA SPORT	Adrian Martin Abraldes		HYUNDAI GETZ 1.5 CRDi	2	2	10	20:10.216	1:21.857	1:03.611	114.5	2	1:59.045	116.4
3	10	R A C E	Marcos Manuel Gonzalez		CITROEN SAXO 1.6 VTS	2	3	9	19:50.498	1 Vta	1 Vta	104.7	4	2:10.141	106.4
Categoría 3															
1	1	IGNACIO J. LEIRANA CASTILLO	Ignacio J. Leirana Castillo		CITROEN AX 1.6	3	1	10	18:48.359			122.8	3	1:51.362	124.4
2	6	EFICAR TEAM	Cristian Sosa De Ana		HONDA CIVIC 1.6	3	2	10	19:20.163	31.804	31.804	119.4	3	1:51.413	124.4
3	9	EFICAR TEAM	Santiago Castilla Salinero		HYUNDAI GETZ 1.5 CRDi	3	3	10	19:34.861	46.502	14.698	117.9	4	1:56.047	119.4
4	14	R A C E	Christian García García		HONDA CIVIC 1.6	3	4	9	20:15.016	1 Vta	1 Vta	102.6	3	2:09.459	107.0
Categoría ENDURANCE 1															
1	17	A.E.C.D.	Guillermo Velasco Ortega		DATSUN 1200	EN-1	1	8	19:18.004			95.7	8	2:22.168	97.4
Categoría ENDURANCE 2															
1	44	C.D.E. DEYSCOM SPORT	Julio Ortiz Alonso		PEUGEOT 205 2.0	EN-2	1	10	20:17.071			113.8	2	2:00.613	114.9
2	3	C.D.E. ULTIMA VUELTA	Jorge Tello Villa		MAZDA MX5 1.8	EN-2	2	10	20:21.601	1:33.242	4.530	113.4	5	2:01.368	114.1
3	11	ESCUADERIA TEAM LEMANS	Miguel Gómez Perales		NISSAN PRIMERA	EN-2	3	10	20:40.556	1:52.197	18.955	111.7	8	2:02.710	112.9
4	38	ESCUADERIA CENTRO	Eduardo Martin Martinez	<u>Miguel Angel Martin Calvo</u>	Volkswagen Golf	EN-2	4	9	18:54.664	1 Vta	1 Vta	109.9	7	2:03.976	111.7
Categoría ENDURANCE 3															
1	27	EFICAR TEAM	Teo Antonio Perez Palomo		BMW E36 325i	EN-3	1	10	20:11.049			114.4	9	2:00.033	115.4
2	30	A.D. CLEMANTE ARROYO	Antonio Vigara Tena	<u>Jesus S. Escolar Alvarez</u>	BMW E36 325i	EN-3	2	10	20:39.841	1:51.482	28.792	111.7	7	2:02.543	113.1
3	46	C.D.E. ULTIMA VUELTA	Eugenio Moreno Vicente		BMW E36 325i	EN-3	3	9	20:15.962	1 Vta	1 Vta	102.5	8	2:09.791	106.7

Vuelta Rápida Ignacio J. Leirana Castillo en 1:51.362 a 124.5 Km/h en la vuelta 3

Publicado a las:.....

Temp. Pista: 24.4 °C Temp. Aire: 13.1 °C Humedad: 44 % Estado Pista: DRY

Comisarios Deportivos:	Director de Carrera:	Cronometrador:
------------------------	----------------------	----------------





Circuito del Jarama

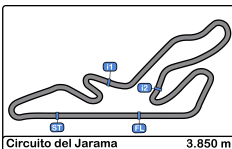
División 1

2ª Carrera

Clasificación Provisional por Vuelta Rápida de Piloto



Clas	Nº	Concursante	Vehiculo	Piloto	Cat	Clas	Vtas.	V.R	Tiempo	Dif 1º	Intervalo	Km/h
1	1	IGNACIO J. LEIRANA CASTILLO	CITROEN AX 1.6	Ignacio J. Leirana Castillo	3	1	10	3	1:51.362			124.4
2	6	EFICAR TEAM	HONDA CIVIC 1.6	Cristian Sosa De Ana	3	2	10	3	1:51.413	0.051	0.051	124.4
3	2	LA RUINA RACING	HONDA CIVIC 1.6	Alfonso Sangrador Alvarez	2	1	10	9	1:53.931	2.569	2.518	121.6
4	9	EFICAR TEAM	HYUNDAI GETZ 1.5 CRDi	Santiago Castilla Salinero	3	3	10	4	1:56.047	4.685	2.116	119.4
5	19	CLUB JARAMA SPORT	HYUNDAI GETZ 1.5 CRDi	Adrian Martin Abrales	2	2	10	2	1:59.045	7.683	2.998	116.4
6	27	EFICAR TEAM	BMW E36 325i	Teo Antonio Perez Palomo	EN-3	1	10	9	2:00.033	8.671	0.988	115.4
7	44	C.D.E. DEYSCOM SPORT	PEUGEOT 205 2.0	Julio Ortiz Alonso	EN-2	1	10	2	2:00.613	9.251	0.580	114.9
8	3	C.D.E. ULTIMA VUELTA	MAZDA MX5 1.8	Jorge Tello Villa	EN-2	2	10	5	2:01.368	10.006	0.755	114.1
9	30	A.D. CLEMANTE ARROYO	BMW E36 325i	Jesus S. Escolar Alvarez	EN-3	2	10	7	2:02.543	11.181	1.175	113.1
10	11	ESCUADERIA TEAM LEMANS	NISSAN PRIMERA	Miguel Gómez Perales	EN-2	3	10	8	2:02.710	11.348	0.167	112.9
11	38	ESCUADERIA CENTRO	Volkswagen Golf	Miguel Angel Martin Calvo	EN-2	4	9	7	2:03.976	12.614	1.266	111.7
12	14	R A C E	HONDA CIVIC 1.6	Christian García García	3	4	9	3	2:09.459	18.097	5.483	107.0
13	46	C.D.E. ULTIMA VUELTA	BMW E36 325i	Eugenio Moreno Vicente	EN-3	3	9	8	2:09.791	18.429	0.332	106.7
14	10	R A C E	CITROEN SAXO 1.6 VTS	Marcos Manuel Gonzalez	2	3	9	4	2:10.141	18.779	0.350	106.4
15	7	R A C E	CITROEN AX 1.4	Teresa Gonzalez Holgado	1	1	8	2	2:21.538	30.176	11.397	97.9
16	17	A.E.C.D.	DATSUN 1200	Guillermo Velasco Ortega	EN-1	1	8	8	2:22.168	30.806	0.630	97.4



Circuito del Jarama

División 1

2ª Carrera

Distancia y Velocidad Media



Cls	Nº	Concursante	Piloto 1	Piloto 2	Vehiculo	Cat	Cls	Vtas.	Distancia	Tiempo	Km/h
1	1	IGNACIO J. LEIRANA CASTIL	Ignacio J. Leirana Castillo		CITROEN AX 1.6	3	1	10	38.50	18:48.359	122.8
2	2	LA RUINA RACING	Alfonso Sangrador Alvarez		HONDA CIVIC 1.6	2	1	10	38.50	19:06.605	120.8
3	6	EFICAR TEAM	Cristian Sosa De Ana		HONDA CIVIC 1.6	3	2	10	38.50	19:20.163	119.4
4	9	EFICAR TEAM	Santiago Castilla Salinero		HYUNDAI GETZ 1.5 CRDi	3	3	10	38.50	19:34.861	117.9
5	19	CLUB JARAMA SPORT	Adrian Martin Abraldes		HYUNDAI GETZ 1.5 CRDi	2	2	10	38.50	20:10.216	114.5
6	27	EFICAR TEAM	Teo Antonio Perez Palomo		BMW E36 325i	EN-3	1	10	38.50	20:11.049	114.4
7	44	C.D.E. DEYSCOM SPORT	Julio Ortiz Alonso		PEUGEOT 205 2.0	EN-2	1	10	38.50	20:17.071	113.8
8	3	C.D.E. ULTIMA VUELTA	Jorge Tello Villa		MAZDA MX5 1.8	EN-2	2	10	38.50	20:21.601	113.4
9	30	A.D. CLEMANTE ARROYO	Antonio Vigara Tena	<u>Jesus S. Escolar Alvarez</u>	BMW E36 325i	EN-3	2	10	38.50	20:39.841	111.7
10	11	ESCUADERIA TEAM LEMANS	Miguel Gómez Perales		NISSAN PRIMERA	EN-2	3	10	38.50	20:40.556	111.7
11	38	ESCUADERIA CENTRO	Eduardo Martin Martinez	<u>Miguel Angel Martin Calvo</u>	Volkswagen Golf	EN-2	4	9	34.65	18:54.664	109.9
12	10	R A C E	Marcos Manuel Gonzalez		CITROEN SAXO 1.6 VTS	2	3	9	34.65	19:50.498	104.7
13	14	R A C E	Christian García García		HONDA CIVIC 1.6	3	4	9	34.65	20:15.016	102.6
14	46	C.D.E. ULTIMA VUELTA	Eugenio Moreno Vicente		BMW E36 325i	EN-3	3	9	34.65	20:15.962	102.5
15	7	R A C E	Teresa Gonzalez Holgado		CITROEN AX 1.4	1	1	8	30.80	19:17.654	95.7
16	17	A.E.C.D.	Guillermo Velasco Ortega		DATSUN 1200	EN-1	1	8	30.80	19:18.004	95.7



Circuito del Jarama

División 1

2ª Carrera

Tiempos Por Vuelta



1							7								
1 Ignacio J. Leirana Castillo							1 Teresa Gonzalez Holgado								
CITROEN AX 1.6							CITROEN AX 1.4								
3 2 IGNACIO J. LEIRANA CASTILLO							1 2 R A C E								
Vta	D	Tiempo	Sector 1	Sector 2	Sector 3	V.Max	Elapsed	Vta	D	Tiempo	Sector 1	Sector 2	Sector 3	V.Max	Elapsed
1		1:52.657	43.834	37.556	31.267	107.6	1:52.657	1		2:28.830	1:01.582	48.902	38.346	104.5	2:28.830
2		1:51.497	42.964	37.238	31.295	195.6	3:44.154	2		2:21.538	53.087	48.532	39.919	160.4	4:50.368
3		1:51.362	42.791	37.232	31.339	194.9	5:35.516	3		2:21.951	54.153	48.024	39.774	151.0	7:12.319
4		1:51.689	43.166	37.235	31.288	194.5	7:27.205	4		2:26.170	53.668	51.003	41.499	152.3	9:38.489
5		1:52.170	43.385	37.172	31.613	195.2	9:19.375	5		2:22.525	53.857	48.903	39.765	156.2	12:01.014
6		1:52.709	43.804	37.488	31.417	197.4	11:12.084	6		2:26.445	55.718	51.497	39.230	151.0	14:27.459
7		1:53.132	43.901	37.575	31.656	198.8	13:05.216	7		2:26.066	55.187	47.307	43.572	129.8	16:53.525
8		1:52.149	43.244	37.329	31.576	194.9	14:57.365	8		2:24.129	54.671	49.194	40.264	145.5	19:17.654
9		1:53.444	43.737	37.856	31.851	196.0	16:50.809	9 1 Santiago Castilla Salinero HYUNDAI GETZ 1.5 CRDi							
10		1:57.550	44.400	38.919	34.231	197.8	18:48.359	3 2 EFICAR TEAM							
Vta	D	Tiempo	Sector 1	Sector 2	Sector 3	V.Max	Elapsed	Vta	D	Tiempo	Sector 1	Sector 2	Sector 3	V.Max	Elapsed
1		1:56.145	45.334	38.369	32.442	106.9	1:56.145	1		1:58.990	46.476	40.090	32.424	108.3	1:58.990
2		1:54.485	43.434	38.629	32.422	203.0	3:50.630	2		1:56.529	44.466	39.656	32.407	190.8	3:55.519
3		1:54.692	43.546	38.887	32.259	200.7	5:45.322	3		1:56.151	44.255	39.272	32.624	190.1	5:51.670
4		1:54.798	43.766	38.534	32.498	200.3	7:40.120	4		1:56.047	44.085	39.388	32.574	190.1	7:47.717
5		1:54.833	43.879	38.730	32.224	200.3	9:34.953	5		1:56.236	44.479	39.253	32.504	190.4	9:43.953
6		1:54.257	43.834	38.387	32.036	201.4	11:29.210	6		1:56.497	45.071	39.119	32.307	185.8	11:40.450
7		1:54.814	43.611	38.855	32.348	201.1	13:24.024	7		1:59.617	45.174	41.368	33.075	190.4	13:40.067
8		1:54.312	43.525	38.629	32.158	199.6	15:18.336	8		1:58.222	45.210	40.280	32.732	187.1	15:38.289
9		1:53.931	43.463	38.397	32.071	202.6	17:12.267	9		1:57.827	44.887	40.267	32.673	183.0	17:36.116
10		1:54.338	43.029	38.900	32.409	202.6	19:06.605	10		1:58.745	44.689	40.433	33.623	190.4	19:34.861
Vta	D	Tiempo	Sector 1	Sector 2	Sector 3	V.Max	Elapsed	10 1 Marcos Manuel Gonzalez CITROEN SAXO 1.6 VTS							
2 EN-2 2 C.D.E. ULTIMA VUELTA							2 2 R A C E								
Vta	D	Tiempo	Sector 1	Sector 2	Sector 3	V.Max	Elapsed	Vta	D	Tiempo	Sector 1	Sector 2	Sector 3	V.Max	Elapsed
1		2:04.502	48.958	41.249	34.295	107.1	2:04.502	1		2:13.925	52.817	44.434	36.674	120.8	2:13.925
2		2:01.847	46.423	41.444	33.980	181.8	4:06.349	2		2:12.032	49.776	45.608	36.648	175.8	4:25.957
3		2:01.630	46.453	41.160	34.017	180.3	6:07.979	3		2:11.748	49.742	45.426	36.580	177.0	6:37.705
4		2:02.323	46.647	41.434	34.242	179.1	8:10.302	4		2:10.141	49.614	44.275	36.252	179.1	8:47.846
5		2:01.368	46.315	40.997	34.056	180.3	10:11.670	5		2:10.242	49.822	44.097	36.323	178.2	10:58.088
6		2:01.857	46.452	41.149	34.256	179.4	12:13.527	6		2:12.976	49.996	45.265	37.715	178.5	13:11.064
7		2:01.528	46.648	40.839	34.041	179.4	14:15.055	7		2:12.087	49.583	44.598	37.906	177.0	15:23.151
8		2:01.842	46.541	41.244	34.057	179.7	16:16.897	8		2:12.196	49.914	45.697	36.585	179.7	17:35.347
9		2:02.715	46.719	41.837	34.159	179.7	18:19.612	9		2:15.151	50.977	46.875	37.299	162.4	19:50.498
10		2:01.989	46.381	41.177	34.431	179.1	20:21.601	11 1 Miguel Gómez Perales NISSAN PRIMERA							
3 2 EFICAR TEAM							EN-2 2 ESCUDERIA TEAM LEMANS								
Vta	D	Tiempo	Sector 1	Sector 2	Sector 3	V.Max	Elapsed	Vta	D	Tiempo	Sector 1	Sector 2	Sector 3	V.Max	Elapsed
1		1:53.368	44.507	37.606	31.255	110.3	1:53.368	1		2:06.511	50.186	41.758	34.567	113.8	2:06.511
2		1:51.567	42.799	37.565	31.203	194.2	3:44.935	2		2:04.309	47.435	41.915	34.959	183.3	4:10.820
3		1:51.413	42.897	37.334	31.182	194.5	5:36.348	3		2:03.865	47.547	41.680	34.638	181.8	6:14.685
4		1:51.439	42.991	37.378	31.070	193.5	7:27.787	4		2:03.716	47.169	41.617	34.930	184.6	8:18.401
5		1:51.816	43.031	37.397	31.388	196.0	9:19.603	5		2:05.434	48.902	41.717	34.815	165.6	10:23.835
6		1:52.052	43.302	37.505	31.245	196.0	11:11.655	6		2:04.228	47.552	42.052	34.624	183.9	12:28.063
7		1:53.907	44.209	37.894	31.804	190.4	13:05.562	7		2:02.753	47.132	41.252	34.369	180.0	14:30.816
8		1:52.098	43.209	37.581	31.308	195.2	14:57.660	8		2:02.710	46.889	41.376	34.445	186.2	16:33.526
9		1:53.113	43.573	37.983	31.557	194.5	16:50.773	9		2:03.271	47.002	41.628	34.641	185.2	18:36.797
10		2:29.390	47.460	51.252	50.678	196.3	19:20.163	10		2:03.759	47.156		2:38.400	184.6	20:40.556



Circuito del Jarama

División 1

2ª Carrera

Tiempos Por Vuelta



14 1 Christian García García HONDA CIVIC 1.6

30 1 Antonio Vígara Tena BMW E36 325i

Vta	D	Tiempo	Sector 1	Sector 2	Sector 3	V.Max	Elapsed
1	2:22.089	57.030	47.965	37.094	92.9	2:22.089	
2	2:09.608	49.119	44.185	36.304	166.4	4:31.697	
3	2:09.459	48.585	44.666	36.208	176.4	6:41.156	
4	2:12.804	50.344	45.920	36.540	172.5	8:53.960	
5	2:13.484	49.735	46.512	37.237	170.3	11:07.444	
6	2:14.616	51.077	46.508	37.031	169.5	13:22.060	
7	2:14.727	50.075	47.251	37.401	145.5	15:36.787	
8	2:16.754	50.796	47.987	37.971	153.6	17:53.541	
9	2:21.475	51.307	49.687	40.481	159.7	20:15.016	

Vta	D	Tiempo	Sector 1	Sector 2	Sector 3	V.Max	Elapsed
1	2:08.759	51.150	41.904	35.705	120.4	2:08.759	
2	2:03.703	47.614	41.637	34.452	191.1	4:12.462	
3	2:03.521	47.980	41.381	34.160	188.8	6:15.983	
4	2:02.689	46.902	41.274	34.513	194.5	8:18.672	
5	2:04.487	48.452	41.200	34.835	173.3	10:23.159	
6	2:04.190	48.171	41.557	34.462	182.4	12:27.349	
7	2:02.543	47.230	41.064	34.249	179.1	14:29.892	
8	2:02.771	47.241	41.231	34.299	184.6	16:32.663	
9	2:03.636	47.755	41.445	34.436	180.9	18:36.299	
10	2:03.542	47.872	41.234	34.436	187.5	20:39.841	

17 1 Guillermo Velasco Ortega DATSUN 1200

38 1 Eduardo Martin Martinez Volkswagen Golf

Vta	D	Tiempo	Sector 1	Sector 2	Sector 3	V.Max	Elapsed
1	2:28.338	58.938	49.722	39.678	96.3	2:28.338	
2	2:24.466	54.843	49.961	39.662	144.3	4:52.804	
3	2:23.961	54.142	50.022	39.797	145.9	7:16.765	
4	2:23.071	54.051	49.561	39.459	144.9	9:39.836	
5	2:23.046	53.720	49.789	39.537	148.1	12:02.882	
6	2:25.933	54.948	51.161	39.824	139.7	14:28.815	
7	2:27.021	54.779	51.265	40.977	143.2	16:55.836	
8	2:22.168	53.763	49.644	38.761	148.1	19:18.004	

Vta	D	Tiempo	Sector 1	Sector 2	Sector 3	V.Max	Elapsed
1	2:07.967	50.722	41.772	35.473	113.9	2:07.967	
2	2:06.207	50.096	41.617	34.494	190.1	4:14.174	
3	2:04.557	47.825	41.826	34.906	188.4	6:18.731	
4	2:05.143	48.296	41.850	34.997	187.5	8:23.874	
5	2:10.633	52.811	42.412	35.410	189.1	10:34.507	
6	2:05.258	48.162	42.105	34.991	181.8	12:39.765	
7	2:03.976	47.566	41.666	34.744	185.2	14:43.741	
8	2:06.060	47.717	42.863	35.480	188.4	16:49.801	
9	2:04.863	47.948	41.917	34.998	189.4	18:54.664	

19 1 Adrian Martin Abrales HYUNDAI GETZ 1.5 CRDi

44 1 Julio Ortiz Alonso PEUGEOT 205 2.0

Vta	D	Tiempo	Sector 1	Sector 2	Sector 3	V.Max	Elapsed
1	2:00.331	47.268	40.108	32.955	109.4	2:00.331	
2	1:59.045	45.071	40.720	33.254	192.1	3:59.376	
3	2:00.139	45.532	40.872	33.735	188.1	5:59.515	
4	2:01.027	46.217	40.887	33.923	184.6	8:00.542	
5	2:01.755	46.147	41.181	34.427	182.4	10:02.297	
6	2:02.703	47.262	41.503	33.938	180.3	12:05.000	
7	2:02.047	46.504	41.467	34.076	173.9	14:07.047	
8	2:01.426	46.537	40.909	33.980	186.5	16:08.473	
9	2:00.004	46.043	40.282	33.679	180.6	18:08.477	
10	2:01.739	46.090	42.223	33.426	185.5	20:10.216	

Vta	D	Tiempo	Sector 1	Sector 2	Sector 3	V.Max	Elapsed
1	2:04.406	49.422	40.573	34.411	112.8	2:04.406	
2	2:00.613	46.210	40.692	33.711	196.7	4:05.019	
3	2:01.451	46.606	40.902	33.943	194.2	6:06.470	
4	2:00.949	46.188	40.747	34.014	194.5	8:07.419	
5	2:02.205	46.940	40.725	34.540	195.2	10:09.624	
6	2:01.692	46.994	40.744	33.954	191.1	12:11.316	
7	2:01.761	46.720	40.701	34.340	190.8	14:13.077	
8	2:01.247	46.513	41.025	33.709	194.9	16:14.324	
9	2:01.411	46.525	40.806	34.080	190.8	18:15.735	
10	2:01.336	46.538	40.867	33.931	190.1	20:17.071	

27 1 Teo Antonio Perez Palomo BMW E36 325i

46 1 Eugenio Moreno Vicente BMW E36 325i

Vta	D	Tiempo	Sector 1	Sector 2	Sector 3	V.Max	Elapsed
1	2:01.898	48.348	40.206	33.344	110.3	2:01.898	
2	2:00.680	46.179	40.626	33.875	178.5	4:02.578	
3	2:01.245	46.676	40.562	34.007	182.4	6:03.823	
4	2:00.765	46.552	40.664	33.549	179.4	8:04.588	
5	2:01.109	46.237	40.593	34.279	177.0	10:05.697	
6	2:00.640	46.543	40.539	33.558	174.1	12:06.337	
7	2:02.793	47.451	40.538	34.804	157.8	14:09.130	
8	2:00.468	46.686	40.545	33.237	173.3	16:09.598	
9	2:00.033	46.055	40.544	33.434	175.6	18:09.631	
10	2:01.418	46.293	41.557	33.568	173.3	20:11.049	

Vta	D	Tiempo	Sector 1	Sector 2	Sector 3	V.Max	Elapsed
1	2:17.277	56.431	44.096	36.750	111.8	2:17.277	
2	2:11.321	51.028	43.225	37.068	162.8	4:28.598	
3	2:10.310	50.589	42.967	36.754	169.8	6:38.908	
4	2:09.881	50.036	43.331	36.514	170.6	8:48.789	
5	2:10.019	50.120	43.132	36.767	179.4	10:58.808	
6	2:45.493	51.867	1:16.913	36.713	173.9	13:44.301	
7	2:09.907	50.201	43.495	36.211	169.0	15:54.208	
8	2:09.791	50.063	43.238	36.490	170.0	18:03.999	
9	2:11.963	50.004	44.178	37.781	170.0	20:15.962	





Circuito del Jarama

División 1

2ª Carrera

Análisis



Num **Tiempo Vta.** **Dif. 1º**

Vta 1

1	1:52.657	
6	1:53.368	00.711
2	1:56.145	03.488
9	1:58.990	06.333
19	2:00.331	07.674
27	2:01.898	09.241
44	2:04.406	11.749
3	2:04.502	11.845
11	2:06.511	13.854
38	2:07.967	15.310
30	2:08.759	16.102
10	2:13.925	21.268
46	2:17.277	24.620
14	2:22.089	29.432
17	2:28.338	35.681
7	2:28.830	36.173

Num **Tiempo Vta.** **Dif. 1º**

Vta 2

1	1:51.497	
6	1:51.567	00.781
2	1:54.485	06.476
9	1:56.529	11.365
19	1:59.045	15.222
27	2:00.680	18.424
44	2:00.613	20.865
3	2:01.847	22.195
11	2:04.309	26.666
30	2:03.703	28.308
38	2:06.207	30.020
10	2:12.032	41.803
46	2:11.321	44.444
14	2:09.608	47.543
7	2:21.538	1:06.214
17	2:24.466	1:08.650

Num **Tiempo Vta.** **Dif. 1º**

Vta 3

1	1:51.362	
6	1:51.413	00.832
2	1:54.692	09.806

9 1:56.151 16.154

19 2:00.139 23.999

27 2:01.245 28.307

44 2:01.451 30.954

3 2:01.630 32.463

11 2:03.865 39.169

30 2:03.521 40.467

38 2:04.557 43.215

10 2:11.748 1:02.189

46 2:10.310 1:03.392

14 2:09.459 1:05.640

7 2:21.951 1:36.803

17 2:23.961 1:41.249

Num **Tiempo Vta.** **Dif. 1º**

Vta 4

1	1:51.689	
6	1:51.439	00.582
2	1:54.798	12.915
9	1:56.047	20.512
19	2:01.027	33.337
27	2:00.765	37.383
44	2:00.949	40.214
3	2:02.323	43.097
11	2:03.716	51.196
30	2:02.689	51.467
38	2:05.143	56.669
10	2:10.141	1:20.641
46	2:09.881	1:21.584
14	2:12.804	1:26.755

Num **Tiempo Vta.** **Dif. 1º**

Vta 5

1	1:52.170	
6	1:51.816	00.228
2	1:54.833	15.578
7	2:26.170	1 Lap
17	2:23.071	1 Lap
9	1:56.236	24.578
19	2:01.755	42.922
27	2:01.109	46.322
44	2:02.205	50.249
3	2:01.368	52.295

30 2:04.487 1:03.784

11 2:05.434 1:04.460

38 2:10.633 1:15.132

10 2:10.242 1:38.713

46 2:10.019 1:39.433

14 2:13.484 1:48.069

Num **Tiempo Vta.** **Dif. 1º**

Vta 6

6	1:52.052	
1	1:52.709	00.429
2	1:54.257	17.555
9	1:56.497	28.795
7	2:22.525	1 Lap
17	2:23.046	1 Lap
19	2:02.703	53.345
27	2:00.640	54.682
44	2:01.692	59.661
3	2:01.857	1:01.872
30	2:04.190	1:15.694
11	2:04.228	1:16.408
38	2:05.258	1:28.110

Num **Tiempo Vta.** **Dif. 1º**

Vta 7

1	1:53.132	
6	1:53.907	00.346
10	2:12.976	1 Lap
14	2:14.616	1 Lap
2	1:54.814	18.808
9	1:59.617	34.851
46	2:45.493	1 Lap
19	2:02.047	1:01.831
27	2:02.793	1:03.914
44	2:01.761	1:07.861
3	2:01.528	1:09.839
7	2:26.445	1 Lap
17	2:25.933	1 Lap
30	2:02.543	1:24.676
11	2:02.753	1:25.600
38	2:03.976	1:38.525

Num **Tiempo Vta.** **Dif. 1º**

Vta 8

1 1:52.149

6 1:52.098 00.295

2 1:54.312 20.971

10 2:12.087 1 Lap

14 2:14.727 1 Lap

9 1:58.222 40.924

46 2:09.907 1 Lap

19 2:01.426 1:11.108

27 2:00.468 1:12.233

44 2:01.247 1:16.959

3 2:01.842 1:19.532

30 2:02.771 1:35.298

11 2:02.710 1:36.161

38 2:06.060 1:52.436

Num **Tiempo Vta.** **Dif. 1º**

Vta 9

6	1:53.113	
1	1:53.444	00.036
7	2:26.066	2 Laps
17	2:27.021	2 Laps
2	1:53.931	21.494
10	2:12.196	1 Lap
9	1:57.827	45.343
14	2:16.754	1 Lap
46	2:09.791	1 Lap
19	2:00.004	1:17.704
27	2:00.033	1:18.858
44	2:01.411	1:24.962
3	2:02.715	1:28.839
30	2:03.636	1:45.526
11	2:03.271	1:46.024

Num **Tiempo Vta.** **Dif. 1º**

Vta 10

1	1:57.550	
38	2:04.863	1 Lap
2	1:54.338	18.246
7	2:24.129	2 Laps
17	2:22.168	2 Laps
6	2:29.390	31.804
9	1:58.745	46.502
10	2:15.151	1 Lap

19 2:01.739 1:21.857

27 2:01.418 1:22.690

14 2:21.475 1 Lap

46 2:11.963 1 Lap

44 2:01.336 1:28.712

3 2:01.989 1:33.242

30 2:03.542 1:51.482

11 2:03.759 1:52.197





Circuito del Jarama

División 1

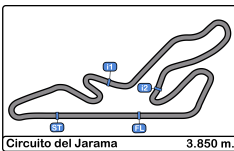
2ª Carrera

Mejores Sectores



Sector - 1				Sector - 2				Sector - 3				Vuelta Ideal vs Mejor Vuelta				
Clas	Nº	Piloto	Tiempo	Nº	Piloto	Tiempo	Nº	Piloto	Tiempo	Clas	Nº	Piloto	Vta. Ideal	Mejor V.	Clas	
1	1	Ignacio J. Leirana Castillo	42.791	1	Ignacio J. Leirana Castillo	37.172	6	Cristian Sosa De Ana	31.070	1	6	Cristian Sosa De Ana	1:51.203	1:51.413	2	
2	6	Cristian Sosa De Ana	42.799	6	Cristian Sosa De Ana	37.334	1	Ignacio J. Leirana Castillo	31.267	2	1	Ignacio J. Leirana Castillo	1:51.230	1:51.362	1	
3	2	Alfonso Sangrador Alvarez	43.029	2	Alfonso Sangrador Alvarez	38.369	2	Alfonso Sangrador Alvarez	32.036	3	2	Alfonso Sangrador Alvarez	1:53.434	1:53.931	3	
4	9	Santiago Castilla Salinero	44.085	9	Santiago Castilla Salinero	39.119	9	Santiago Castilla Salinero	32.307	4	9	Santiago Castilla Salinero	1:55.511	1:56.047	4	
5	19	Adrian Martin Abraldes	45.071	19	Adrian Martin Abraldes	40.108	19	Adrian Martin Abraldes	32.955	5	19	Adrian Martin Abraldes	1:58.134	1:59.045	5	
6	27	Teo Antonio Perez	46.055	27	Teo Antonio Perez	40.206	27	Teo Antonio Perez	33.237	6	27	Teo Antonio Perez	1:59.498	2:00.033	6	
7	44	Julio Ortiz Alonso	46.188	44	Julio Ortiz Alonso	40.573	44	Julio Ortiz Alonso	33.709	7	44	Julio Ortiz Alonso	2:00.470	2:00.613	7	
8	3	Jorge Tello Villa	46.315	3	Jorge Tello Villa	40.839	3	Jorge Tello Villa	33.980	8	3	Jorge Tello Villa	2:01.134	2:01.368	8	
9	11	Miguel Gómez Perales	46.889	30	Vigara - Escolar	41.064	30	Vigara - Escolar	34.160	9	30	Vigara - Escolar	2:02.126	2:02.543	9	
10	30	Vigara - Escolar	46.902	11	Miguel Gómez Perales	41.252	11	Miguel Gómez Perales	34.369	10	11	Miguel Gómez Perales	2:02.510	2:02.710	10	
11	38	Martin - Martin	47.566	38	Martin - Martin	41.617	38	Martin - Martin	34.494	11	38	Martin - Martin	2:03.677	2:03.976	11	
12	14	Christian García García	48.585	46	Eugenio Moreno Vicent	42.967	14	Christian García García	36.208	12	14	Christian García García	2:08.978	2:09.459	12	
13	10	Marcos Manuel Gonzal	49.583	10	Marcos Manuel Gonzal	44.097	46	Eugenio Moreno Vicent	36.211	13	46	Eugenio Moreno Vicent	2:09.182	2:09.791	13	
14	46	Eugenio Moreno Vicent	50.004	14	Christian García García	44.185	10	Marcos Manuel Gonzal	36.252	14	10	Marcos Manuel Gonzal	2:09.932	2:10.141	14	
15	7	Teresa Gonzalez Holgado	53.087	7	Teresa Gonzalez Holgado	47.307	7	Teresa Gonzalez Holgado	38.346	15	7	Teresa Gonzalez Holgado	2:18.740	2:21.538	15	
16	17	Guillermo Velasco Ortega	53.720	17	Guillermo Velasco Ortega	49.561	17	Guillermo Velasco Ortega	38.761	16	17	Guillermo Velasco Ortega	2:22.042	2:22.168	16	





Circuito del Jarama

División 1

2ª Carrera

Secuencia Lider



Nº	Concursante	Piloto 1	Piloto 2	Vehiculo	Cat	Vta. Inici	Vta. Fin	Vtas.	Total Vtas.
1	IGNACIO J. LEIRANA CASTILL	Ignacio J. Leirana Castillo		CITROEN AX 1.6	3	1	5	5	5
6	EFICAR TEAM	Cristian Sosa De Ana		HONDA CIVIC 1.6	3	6	6	1	1
1	IGNACIO J. LEIRANA CASTILL	Ignacio J. Leirana Castillo		CITROEN AX 1.6	3	7	8	2	7
6	EFICAR TEAM	Cristian Sosa De Ana		HONDA CIVIC 1.6	3	9	9	1	2
1	IGNACIO J. LEIRANA CASTILL	Ignacio J. Leirana Castillo		CITROEN AX 1.6	3	10	10	1	8



Circuito del Jarama

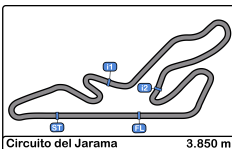
División 1

2ª Carrera

5 Mejores Tiempos



Cl	Nº	Concursante	Piloto 1	Piloto 2	Vehiculo	Cat	Cl	Mejor 1		Mejor 2		Mejor 3		Mejor 4		Mejor 5	
								Tiempo	Vta.	Tiempo	Vta.	Tiempo	Vta.	Tiempo	Vta.	Tiempo	Vta.
1	1	IGNACIO J. LEIRANA CASTILLO	Ignacio J. Leirana Castillo		CITROEN AX 1.6	3	1	1:51.362	3	1:51.497	2	1:51.689	4	1:52.149	8	1:52.170	5
2	6	EFICAR TEAM	Cristian Sosa De Ana		HONDA CIVIC 1.6	3	2	1:51.413	3	1:51.439	4	1:51.567	2	1:51.816	5	1:52.052	6
3	2	LA RUINA RACING	Alfonso Sangrador Alvarez		HONDA CIVIC 1.6	2	1	1:53.931	9	1:54.257	6	1:54.312	8	1:54.338	10	1:54.485	2
4	9	EFICAR TEAM	Santiago Castilla Salinero		HYUNDAI GETZ 1.5 CRDi	3	3	1:56.047	4	1:56.151	3	1:56.236	5	1:56.497	6	1:56.529	2
5	19	CLUB JARAMA SPORT	Adrian Martin Abraldes		HYUNDAI GETZ 1.5 CRDi	2	2	1:59.045	2	2:00.004	9	2:00.139	3	2:00.331	1	2:01.027	4
6	27	EFICAR TEAM	Teo Antonio Perez Palomo		BMW E36 325i	EN-3	1	2:00.033	9	2:00.468	8	2:00.640	6	2:00.680	2	2:00.765	4
7	44	C.D.E. DEYSCOM SPORT	Julio Ortiz Alonso		PEUGEOT 205 2.0	EN-2	1	2:00.613	2	2:00.949	4	2:01.247	8	2:01.336	10	2:01.411	9
8	3	C.D.E. ULTIMA VUELTA	Jorge Tello Villa		MAZDA MX5 1.8	EN-2	2	2:01.368	5	2:01.528	7	2:01.630	3	2:01.842	8	2:01.847	2
9	30	A.D. CLEMANTE ARROYO	Antonio Vígara Tena	Jesus S. Escolar Alvarez	BMW E36 325i	EN-3	2	2:02.543	7	2:02.689	4	2:02.771	8	2:03.521	3	2:03.542	10
10	11	ESCUADERIA TEAM LEMANS	Miguel Gómez Perales		NISSAN PRIMERA	EN-2	3	2:02.710	8	2:02.753	7	2:03.271	9	2:03.716	4	2:03.759	10
11	38	ESCUADERIA CENTRO	Eduardo Martin Martinez	Miguel Angel Martin Calvo	Volkswagen Golf	EN-2	4	2:03.976	7	2:04.557	3	2:04.863	9	2:05.143	4	2:05.258	6
12	14	R A C E	Christian García García		HONDA CIVIC 1.6	3	4	2:09.459	3	2:09.608	2	2:12.804	4	2:13.484	5	2:14.616	6
13	46	C.D.E. ULTIMA VUELTA	Eugenio Moreno Vicente		BMW E36 325i	EN-3	3	2:09.791	8	2:09.881	4	2:09.907	7	2:10.019	5	2:10.310	3
14	10	R A C E	Marcos Manuel Gonzalez		CITROEN SAXO 1.6 VTS	2	3	2:10.141	4	2:10.242	5	2:11.748	3	2:12.032	2	2:12.087	7
15	7	R A C E	Teresa Gonzalez Holgado		CITROEN AX 1.4	1	1	2:21.538	2	2:21.951	3	2:22.525	5	2:24.129	8	2:26.066	7
16	17	A.E.C.D.	Guillermo Velasco Ortega		DATSUN 1200	EN-1	1	2:22.168	8	2:23.046	5	2:23.071	4	2:23.961	3	2:24.466	2



Circuito del Jarama

División 1

2ª Carrera

5 Mejores Velocidades



Cl	Nº	Concursante	Piloto 1	Piloto 2	Vehiculo	Cat	Cl	V. Max. 1		V. Max. 2		V. Max. 3		V. Max. 4		V. Max. 5		Avg
								Km/h	Vta.	Km/h	Vta.	Km/h	Vta.	Km/h	Vta.	Km/h	Vta.	
1	2	LA RUINA RACING	Alfonso Sangrador Alvarez		HONDA CIVIC 1.6	2	1	203.0	2	202.6	9	202.6	10	201.4	6	201.1	7	202.1
2	1	IGNACIO J. LEIRANA CASTILLO	Ignacio J. Leirana Castillo		CITROEN AX 1.6	3	1	198.8	7	197.8	10	197.4	6	196.0	9	195.6	2	197.1
3	44	C.D.E. DEYSCOM SPORT	Julio Ortiz Alonso		PEUGEOT 205 2.0	EN-2	1	196.7	2	195.2	5	194.9	8	194.5	4	194.2	3	195.1
4	6	EFICAR TEAM	Cristian Sosa De Ana		HONDA CIVIC 1.6	3	2	196.3	10	196.0	5	196.0	6	195.2	8	194.5	3	195.6
5	30	A.D. CLEMANTE ARROYO	Antonio Vigara Tena	Jesus S. Escolar Alvarez	BMW E36 325i	EN-3	1	194.5	4	191.1	2	188.8	3	187.5	10	184.6	8	189.3
6	19	CLUB JARAMA SPORT	Adrian Martin Abrales		HYUNDAI GETZ 1.5 CRDi	2	2	192.1	2	188.1	3	186.5	8	185.5	10	184.6	4	187.4
7	9	EFICAR TEAM	Santiago Castilla Salinero		HYUNDAI GETZ 1.5 CRDi	3	3	190.8	2	190.4	5	190.4	7	190.4	10	190.1	3	190.4
8	38	ESCUADERIA CENTRO	Eduardo Martin Martinez	Miguel Angel Martin Calvo	Volkswagen Golf	EN-2	2	190.1	2	189.4	9	189.1	5	188.4	3	188.4	8	189.1
9	11	ESCUADERIA TEAM LEMANS	Miguel Gómez Perales		NISSAN PRIMERA	EN-2	3	186.2	8	185.2	9	184.6	4	184.6	10	183.9	6	184.9
10	27	EFICAR TEAM	Teo Antonio Perez Palomo		BMW E36 325i	EN-3	2	182.4	3	179.4	4	178.5	2	177.0	5	175.6	9	178.6
11	3	C.D.E. ULTIMA VUELTA	Jorge Tello Villa		MAZDA MX5 1.8	EN-2	4	181.8	2	180.3	3	180.3	5	179.7	8	179.7	9	180.3
12	10	R A C E	Marcos Manuel Gonzalez		CITROEN SAXO 1.6 VTS	2	3	179.7	8	179.1	4	178.5	6	178.2	5	177.0	3	178.5
13	46	C.D.E. ULTIMA VUELTA	Eugenio Moreno Vicente		BMW E36 325i	EN-3	3	179.4	5	173.9	6	170.6	4	170.0	8	170.0	9	172.8
14	14	R A C E	Christian García García		HONDA CIVIC 1.6	3	4	176.4	3	172.5	4	170.3	5	169.5	6	166.4	2	171.0
15	7	R A C E	Teresa Gonzalez Holgado		CITROEN AX 1.4	1	1	160.4	2	156.2	5	152.3	4	151.0	3	151.0	6	154.2
16	17	A.E.C.D.	Guillermo Velasco Ortega		DATSUN 1200	EN-1	1	148.1	5	148.1	8	145.9	3	144.9	4	144.3	2	146.3



Circuito del Jarama

División 1

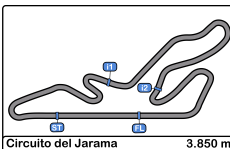
2ª Carrera

Secuencia Vueltas Rápidas



<u>Vta.</u>	<u>Hora Día</u>	<u>Tiempo Sesión</u>	<u>Nº</u>	<u>Concursante</u>	<u>Piloto 1</u>	<u>Piloto 2</u>	<u>Vehículo</u>	<u>Cat</u>	<u>Tiempo</u>	<u>Km/h</u>
2	14:06:47.577	3:44.577	1	IGNACIO J. LEIRANA	Ignacio J. Leirana Castillo		CITROEN AX 1.6	3	1:51.497	124.3
3	14:08:38.939	5:35.939	1	IGNACIO J. LEIRANA	Ignacio J. Leirana Castillo		CITROEN AX 1.6	3	1:51.362	124.4





Circuito del Jarama

División 1

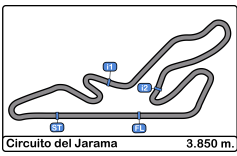
2ª Carrera

Mejor Maxima Velocidad del Evento



Nº	Concursante	Piloto 1	Piloto 2	Vehiculo	Cat	Km/h	Sesión
2	LA RUINA RACING	Alfonso Sangrador Alvarez		HONDA CIVIC 1.6	2	203.0	2ª Carrera
1	IGNACIO J. LEIRANA	Ignacio J. Leirana Castillo		CITROEN AX 1.6	3	198.8	2ª Carrera
44	C.D.E. DEYSCOM SPORT	Julio Ortiz Alonso		PEUGEOT 205 2.0	EN-2	196.7	2ª Carrera
6	EFICAR TEAM	Cristian Sosa De Ana		HONDA CIVIC 1.6	3	196.3	2ª Carrera
30	A.D. CLEMANTE ARROYO	Antonio Vígara Tena	Jesus S. Escolar Alvarez	BMW E36 325i	EN-3	194.5	2ª Carrera
19	CLUB JARAMA SPORT	Adrian Martin Abraldes		HYUNDAI GETZ 1.5 CRDi	2	192.1	2ª Carrera
9	EFICAR TEAM	Santiago Castilla Salinero		HYUNDAI GETZ 1.5 CRDi	3	190.8	2ª Carrera
38	ESCUADERIA CENTRO	Eduardo Martin Martinez	Miguel Angel Martin Calvo	Volkswagen Golf	EN-2	190.1	2ª Carrera
27	EFICAR TEAM	Teo Antonio Perez Palomo		BMW E36 325i	EN-3	186.5	Entrenamiento cronometrado
11	ESCUADERIA TEAM LEMANS	Miguel Gómez Perales		NISSAN PRIMERA	EN-2	186.2	Entrenamiento cronometrado
46	C.D.E. ULTIMA VUELTA	Eugenio Moreno Vicente		BMW E36 325i	EN-3	182.4	1ª Carrera
3	C.D.E. ULTIMA VUELTA	Jorge Tello Villa		MAZDA MX5 1.8	EN-2	181.8	2ª Carrera
10	R A C E	Marcos Manuel Gonzalez		CITROEN SAXO 1.6 VTS	2	179.7	2ª Carrera
14	R A C E	Christian García García		HONDA CIVIC 1.6	3	179.1	Entrenamiento cronometrado
7	R A C E	Teresa Gonzalez Holgado		CITROEN AX 1.4	1	160.4	2ª Carrera
17	A.E.C.D.	Guillermo Velasco Ortega		DATSUN 1200	EN-1	148.1	2ª Carrera





Circuito del Jarama

División 1

2ª Carrera

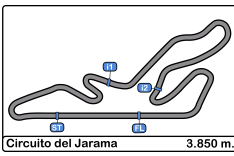
Cuentavueltas



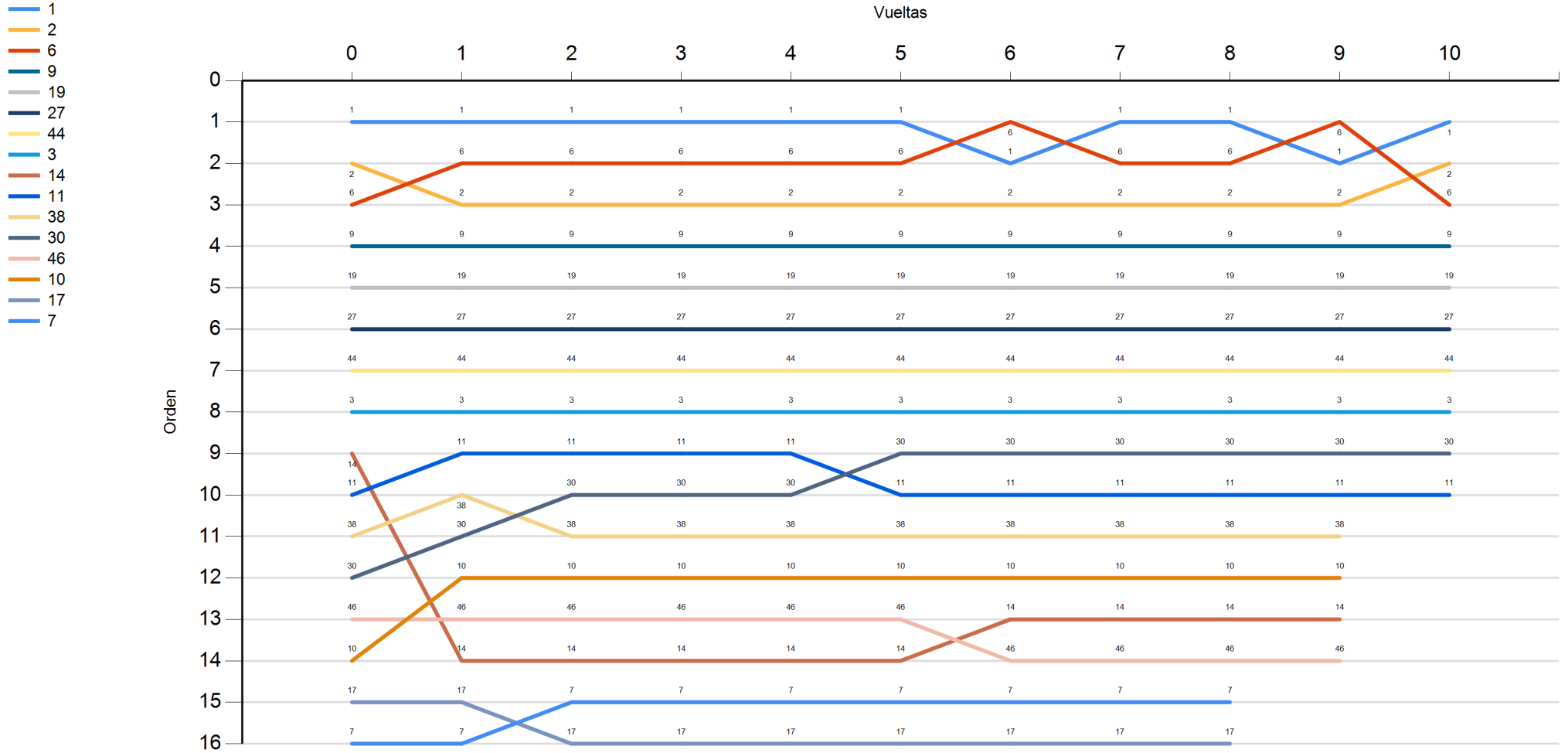
Vta.

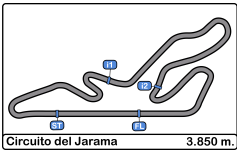
Nr	Po	Parr	1	2	3	4	5	6	7	8	9	10
1	1	1	1	1	1	1	1	6	1	1	6	1
2	2	2	6	6	6	6	6	1	6	6	1	2
6	3	6	2	2	2	2	2	2	2	2	2	6
9	4	9	9	9	9	9	9	9	9	9	9	9
19	5	19	19	19	19	19	19	19	19	19	19	19
27	6	27	27	27	27	27	27	27	27	27	27	27
44	7	44	44	44	44	44	44	44	44	44	44	44
3	8	3	3	3	3	3	3	3	3	3	3	3
14	9	14	11	11	11	11	30	30	30	30	30	30
11	10	11	38	30	30	30	11	11	11	11	11	11
38	11	38	30	38	38	38	38	38	38	38	38	38
30	12	30	10	10	10	10	10	10	10	10	10	10
46	13	46	46	46	46	46	46	14	14	14	14	14
10	14	10	14	14	14	14	14	46	46	46	46	46
17	15	17	17	7	7	7	7	7	7	7	7	7
7	16	7	7	17	17	17	17	17	17	17	17	17





Circuito del Jarama
División 1
2ª Carrera
Cuentavueltas Gráfico





Circuito del Jarama

División 1

2ª Carrera

Tiempos Parada en Pit



Nr.	Hora Día En.	Concursante	Nac	Piloto 1	Nac	Piloto 2	Nac	Vehiculo	Cat	Tiempo Entra.	Stop Nº	Tiempo Box	Handicap	Penalty
-----	--------------	-------------	-----	----------	-----	----------	-----	----------	-----	---------------	---------	------------	----------	---------

