

Circuito del Jarama

División 2

1ª Carrera

Resultados Provisionales




Cls	Nº	Concursante	Piloto 1	Piloto 2	Vehiculo	Cat	Cl	Vtas.	Tiempo	Dif 1º	Intervalo	Km/h	V.R.	Tiempo	Km/h
1	11	MIGUEL FERNANDEZ YUST	Miguel Fernandez Yuste		KTM X-BOW	9	1	10	16:33.852			139.4	2	1:36.426	143.7
2	10	IVAN FIESTAS SALYER	Ivan Fiestas Salyer		KTM X-BOW	9	2	10	17:10.159	36.307	36.307	134.5	4	1:39.832	138.8
3	22	CYL KARTING TEAM	J. Miguel Valdés Serrano	Jorge Valdés Laso	Porsche 997 GT3 CUP	9	3	10	17:37.470	1:03.618	27.311	131.0	10	1:42.570	135.1
4	33	ANDRES SANCHEZ PEREZ	Juan Fco. Gastañaga Martínez		CUPRA TCR	8	1	10	17:49.247	1:15.395	11.777	129.6	8	1:44.856	132.1
5	4	ISRAEL DE DANA MORALES	Israel De Ana Morales		SEAT LEON MK 2	7	1	10	17:50.754	1:16.902	1.507	129.4	5	1:45.063	131.9
6	19	SMC Junior Motorsport	Enrique Hernando Alonzo		PEUGEOT 308 Racing Cup	7	2	10	17:50.821	1:16.969	0.067	129.4	10	1:44.488	132.6
7	14	C.D.E. ULTIMA VUELTA	Ismael Arquero Saz		Porsche 911 Cup	9	4	10	17:54.869	1:21.017	4.048	128.9	9	1:41.145	137.0
8	45	CYL KARTING TEAM	Diego Camdano Conesa		Porsche 997 Cup	9	5	10	17:55.426	1:21.574	0.557	128.8	8	1:44.647	132.4
9	12	OSCAR BARTOL LECLERE	Oscar Bartol Leclere		SEAT LEON MK 2	7	3	10	18:08.718	1:34.866	13.292	127.3	5	1:45.906	130.8
10	6	C.D.E. DEYSCOM SPORT	Francisco Comendador Romero		SUBARU WRX Sti	7	4	10	18:10.206	1:36.354	1.488	127.1	10	1:41.858	136.0
11	13	C.D.E. ULTIMA VUELTA	Luis Ruiz Moya		SEAT LEON MK 2	7	5	10	18:12.074	1:38.222	1.868	126.9	3	1:47.046	129.4
12	17	CHEFO SPORT	Thierry Malasaggne	Frederic Billon	PEUGEOT 308 Racing Cup	7	6	10	18:12.613	1:38.761	0.539	126.8	8	1:47.092	129.4
13	15	R A C E	Carlos Esteban Garcia		RENAULT CLIO CUP IV	6	1	SMC 9	16:35.964	1 Vta	1 Vta	125.2	5	1:48.769	127.4
14	25	SMC Junior Motorsport	Javier Aguado Ortega		RENAULT CLIO CUP IV	6	2	SMC 9	16:36.870	1 Vta	0.906	125.1	5	1:48.632	127.5
15	66	C.D.E. ULTIMA VUELTA	José Alberto Vila Sainz		PEUGEOT 207 LW THP	5	1	9	16:55.010	1 Vta	18.140	122.8	3	1:49.031	127.1
16	30	SMC Junior Motorsport	Pablo Marcos Santamaria		RENAULT CLIO CUP III	5	2	SMC 9	16:58.550	1 Vta	3.540	122.4	4	1:51.077	124.7
17	34	R A C E	Eloy Iñigo Varas		SEAT LEON MK 1	6	3	9	17:04.744	1 Vta	6.194	121.7	6	1:51.607	124.1
18	16	CHEFO SPORT	Pierre Arnaou		AUDI R8	9	6	9	17:05.422	1 Vta	0.678	121.6	7	1:49.043	127.1
19	32	SMC Junior Motorsport	Jesús Llorente Ramiro		Volkswagen Golf GTI TCR	8	2	9	17:07.248	1 Vta	1.826	121.4	6	1:50.772	125.1
20	28	SMC Junior Motorsport	Alejandro Geppert Romero		RENAULT CLIO CUP III	5	3	SMC 9	17:08.714	1 Vta	1.466	121.2	8	1:51.409	124.4
21	20	SMC Junior Motorsport	Mario Alberto Moreno Rojas		RENAULT CLIO CUP III	5	4	SMC 9	17:23.781	1 Vta	15.067	119.5	8	1:52.851	122.8
22	26	SMC Junior Motorsport	Juan Luis Argudo Lopez		RENAULT CLIO CUP III	5	5	SMC 9	17:35.638	1 Vta	11.857	118.1	8	1:54.248	121.3
No clasificados: (Requerimientos: 75% del número de vueltas del lider = 8 Vueltas)															
27	SMC Junior Motorsport	Iñigo Moreno De Cala			RENAULT CLIO CUP IV	6	4	SMC 1	2:34.312	9 Vtas	8 Vtas	89.8	1	2:34.312	89.8
38	JORGE OTERO AGREDA	Jorge Otero Agreda			SEAT LEON MK 2	7	7								
29	SMC Junior Motorsport	Alfonso Colomina Fajardo			PEUGEOT 308 Racing Cup	7	8								

Vuelta Rápida Miguel Fernandez Yuste en 1:36.426 a 143.7 Km/h en la vuelta 2

Publicado a las:.....

Temp. Pista: 19.9 °C Temp. Aire: 12.1 °C Humedad: 50 % Estado Pista: DRY

Comisarios Deportivos:	Director de Carrera:	Cronometrador: 
-------------------------------	-----------------------------	---





Circuito del Jarama

División 2

1ª Carrera

Resultados Provisionales por categoría



Cls	Nº	Concursante	Piloto 1	Piloto 2	Vehiculo	Cat	Cl	Vtas.	Tiempo	Dif 1º	Intervalo	Km/h	V.R.	Tiempo	Km/h
Categoría 5															
1	66	C.D.E. ULTIMA VUELTA	José Alberto Vila Sainz		PEUGEOT 207 LW THP	5	1	9	16:55.010			122.8	3	1:49.031	127.1
2	30	SMC Junior Motorsport	Pablo Marcos Santamaria		RENAULT CLIO CUP III	5	2	SMC 9	16:58.550	1 Vta	3.540	122.4	4	1:51.077	124.7
3	28	SMC Junior Motorsport	Alejandro Geppert Romero		RENAULT CLIO CUP III	5	3	SMC 9	17:08.714	1 Vta	10.164	121.2	8	1:51.409	124.4
4	20	SMC Junior Motorsport	Mario Alberto Moreno Rojas		RENAULT CLIO CUP III	5	4	SMC 9	17:23.781	1 Vta	15.067	119.5	8	1:52.851	122.8
5	26	SMC Junior Motorsport	Juan Luis Argudo Lopez		RENAULT CLIO CUP III	5	5	SMC 9	17:35.638	1 Vta	11.857	118.1	8	1:54.248	121.3
Categoría 6															
1	15	R A C E	Carlos Esteban Garcia		RENAULT CLIO CUP IV	6	1	SMC 9	16:35.964			125.2	5	1:48.769	127.4
2	25	SMC Junior Motorsport	Javier Aguado Ortega		RENAULT CLIO CUP IV	6	2	SMC 9	16:36.870	1 Vta	0.906	125.1	5	1:48.632	127.5
3	34	R A C E	Eloy Iñigo Varas		SEAT LEON MK 1	6	3	9	17:04.744	1 Vta	27.874	121.7	6	1:51.607	124.1
No clasificados: (Requerimientos: 75% del número de vueltas del lider = 8 Vueltas)															
27		SMC Junior Motorsport	Iñigo Moreno De Cala		RENAULT CLIO CUP IV	6	4	SMC 1	2:34.312	9 Vtas	8 Vtas	89.8	1	2:34.312	89.8
Categoría 7															
1	4	ISRAEL DE DANA MORALES	Israel De Ana Morales		SEAT LEON MK 2	7	1	10	17:50.754			129.4	5	1:45.063	131.9
2	19	SMC Junior Motorsport	Enrique Hernando Alonso		PEUGEOT 308 Racing Cup	7	2	10	17:50.821	1:16.969	0.067	129.4	10	1:44.488	132.6
3	12	OSCAR BARTOL LECLERE	Oscar Bartol Leclere		SEAT LEON MK 2	7	3	10	18:08.718	1:34.866	17.897	127.3	5	1:45.906	130.8
4	6	C.D.E. DEYSCOM SPORT	Francisco Comendador Romero		SUBARU WRX Sti	7	4	10	18:10.206	1:36.354	1.488	127.1	10	1:41.858	136.0
5	13	C.D.E. ULTIMA VUELTA	Luis Ruiz Moya		SEAT LEON MK 2	7	5	10	18:12.074	1:38.222	1.868	126.9	3	1:47.046	129.4
6	17	CHEFO SPORT	Thierry Malasaggne	<u>Frederic Billon</u>	PEUGEOT 308 Racing Cup	7	6	10	18:12.613	1:38.761	0.539	126.8	8	1:47.092	129.4
No clasificados: (Requerimientos: 75% del número de vueltas del lider = 8 Vueltas)															
38		JORGE OTERO AGREDA	Jorge Otero Agreda		SEAT LEON MK 2	7	7								
29		SMC Junior Motorsport	Alfonso Colomina Fajardo		PEUGEOT 308 Racing Cup	7	8								
Categoría 8															
1	33	ANDRES SANCHEZ PEREZ	Juan Fco. Gastañaga Martínez		CUPRA TCR	8	1	10	17:49.247			129.6	8	1:44.856	132.1
2	32	SMC Junior Motorsport	Jesús Llorente Ramiro		Volkswagen Golf GTI TCR	8	2	9	17:07.248	1 Vta	1 Vta	121.4	6	1:50.772	125.1
Categoría 9															
1	11	MIGUEL FERNANDEZ YUST	Miguel Fernandez Yuste		KTM X-BOW	9	1	10	16:33.852			139.4	2	1:36.426	143.7
2	10	IVAN FIESTAS SALYER	Ivan Fiestas Salyer		KTM X-BOW	9	2	10	17:10.159	36.307	36.307	134.5	4	1:39.832	138.8
3	22	CYL KARTING TEAM	J. Miguel Valdés Serrano	<u>Jorge Valdés Laso</u>	Porsche 997 GT3 CUP	9	3	10	17:37.470	1:03.618	27.311	131.0	10	1:42.570	135.1
4	14	C.D.E. ULTIMA VUELTA	Ismael Arquero Saz		Porsche 911 Cup	9	4	10	17:54.869	1:21.017	17.399	128.9	9	1:41.145	137.0
5	45	CYL KARTING TEAM	Diego Camdano Conesa		Porsche 997 Cup	9	5	10	17:55.426	1:21.574	0.557	128.8	8	1:44.647	132.4
6	16	CHEFO SPORT	Pierre Arnaou		AUDI R8	9	6	9	17:05.422	1 Vta	1 Vta	121.6	7	1:49.043	127.1

Vuelta Rápida Miguel Fernandez Yuste en 1:36.426 a 143.7 Km/h en la vuelta 2

Publicado a las:.....

Temp. Pista: 19.9 °C Temp. Aire: 12.1 °C Humedad: 50 % Estado Pista: DRY

Comisarios Deportivos:	Director de Carrera:	Cronometrador:
-------------------------------	-----------------------------	-----------------------





Circuito del Jarama

División 2

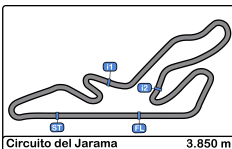
1ª Carrera

Clasificación Provisional por Vuelta Rápida de Piloto



Clas	Nº	Concursante	Vehiculo	Piloto	Cat	Clas	Vtas.	V.R	Tiempo	Dif 1º	Intervalo	Km/h	
1	11	MIGUEL FERNANDEZ YUSTE	KTM X-BOW	Miguel Fernandez Yuste	9	1	10	2	1:36.426			143.7	
2	10	IVAN FIESTAS SALYER	KTM X-BOW	Ivan Fiestas Salyer	9	2	10	4	1:39.832	3.406	3.406	138.8	
3	14	C.D.E. ULTIMA VUELTA	Porsche 911 Cup	Ismael Arquero Saz	9	3	10	9	1:41.145	4.719	1.313	137.0	
4	6	C.D.E. DEYSCOM SPORT	SUBARU WRX Sti	Francisco Comendador Romero	7	1	10	10	1:41.858	5.432	0.713	136.0	
5	22	CYL KARTING TEAM	Porsche 997 GT3 CUP	Jorge Valdés Laso	9	4	10	10	1:42.570	6.144	0.712	135.1	
6	19	SMC Junior Motorsport	PEUGEOT 308 Racing Cup	Enrique Hernando Alonso	7	2	10	10	1:44.488	8.062	1.918	132.6	
7	45	CYL KARTING TEAM	Porsche 997 Cup	Diego Camdano Conesa	9	5	10	8	1:44.647	8.221	0.159	132.4	
8	33	ANDRES SANCHEZ PEREZ	CUPRA TCR	Juan Fco. Gastañaga Martinez	8	1	10	8	1:44.856	8.430	0.209	132.1	
9	4	ISRAEL DE DANA MORALES	SEAT LEON MK 2	Israel De Ana Morales	7	3	10	5	1:45.063	8.637	0.207	131.9	
10	12	OSCAR BARTOL LECLERE	SEAT LEON MK 2	Oscar Bartol Leclere	7	4	10	5	1:45.906	9.480	0.843	130.8	
11	13	C.D.E. ULTIMA VUELTA	SEAT LEON MK 2	Luis Ruiz Moya	7	5	10	3	1:47.046	10.620	1.140	129.4	
12	17	CHEFO SPORT	PEUGEOT 308 Racing Cup	Frederic Billon	7	6	10	8	1:47.092	10.666	0.046	129.4	
13	25	SMC Junior Motorsport	RENAULT CLIO CUP IV	Javier Aguado Ortega	6	SMC	1	9	5	1:48.632	12.206	1.540	127.5
14	15	R A C E	RENAULT CLIO CUP IV	Carlos Esteban Garcia	6	SMC	2	9	5	1:48.769	12.343	0.137	127.4
15	66	C.D.E. ULTIMA VUELTA	PEUGEOT 207 LW THP	José Alberto Vila Sainz	5	1	9	3	1:49.031	12.605	0.262	127.1	
16	16	CHEFO SPORT	AUDI R8	Pierre Arnaou	9	6	9	7	1:49.043	12.617	0.012	127.1	
17	32	SMC Junior Motorsport	Volkswagen Golf GTI TCR	Jesús Llorente Ramiro	8	2	9	6	1:50.772	14.346	1.729	125.1	
18	30	SMC Junior Motorsport	RENAULT CLIO CUP III	Pablo Marcos Santamaria	5	SMC	2	9	4	1:51.077	14.651	0.305	124.7
19	28	SMC Junior Motorsport	RENAULT CLIO CUP III	Alejandro Geppert Romero	5	SMC	3	9	8	1:51.409	14.983	0.332	124.4
20	34	R A C E	SEAT LEON MK 1	Eloy Iñigo Varas	6	3	9	6	1:51.607	15.181	0.198	124.1	
21	20	SMC Junior Motorsport	RENAULT CLIO CUP III	Mario Alberto Moreno Rojas	5	SMC	4	9	8	1:52.851	16.425	1.244	122.8
22	26	SMC Junior Motorsport	RENAULT CLIO CUP III	Juan Luis Argudo Lopez	5	SMC	5	9	8	1:54.248	17.822	1.397	121.3
23	27	SMC Junior Motorsport	RENAULT CLIO CUP IV	Iñigo Moreno De Cala	6	SMC	4	1	1	2:34.312	57.886	40.064	89.8





Circuito del Jarama

División 2

1ª Carrera

Distancia y Velocidad Media



Cls	Nº	Concursante	Piloto 1	Piloto 2	Vehiculo	Cat	Cls	Vtas.	Distancia	Tiempo	Km/h
1	11	MIGUEL FERNANDEZ YUST	Miguel Fernandez Yuste		KTM X-BOW	9	1	10	38.50	16:33.852	139.4
2	10	IVAN FIESTAS SALYER	Ivan Fiestas Salyer		KTM X-BOW	9	2	10	38.50	17:10.159	134.5
3	22	CYL KARTING TEAM	J. Miguel Valdés Serrano	<u>Jorge Valdés Laso</u>	Porsche 997 GT3 CUP	9	3	10	38.50	17:37.470	131.0
4	33	ANDRES SANCHEZ PEREZ	Juan Fco. Gastañaga Martinez		CUPRA TCR	8	1	10	38.50	17:49.247	129.6
5	4	ISRAEL DE DANA MORALES	Israel De Ana Morales		SEAT LEON MK 2	7	1	10	38.50	17:50.754	129.4
6	19	SMC Junior Motorsport	Enrique Hernando Alonso		PEUGEOT 308 Racing Cup	7	2	10	38.50	17:50.821	129.4
7	14	C.D.E. ULTIMA VUELTA	Ismael Arquero Saz		Porsche 911 Cup	9	4	10	38.50	17:54.869	128.9
8	45	CYL KARTING TEAM	Diego Camdano Conesa		Porsche 997 Cup	9	5	10	38.50	17:55.426	128.8
9	12	OSCAR BARTOL LECLERE	Oscar Bartol Leclere		SEAT LEON MK 2	7	3	10	38.50	18:08.718	127.3
10	6	C.D.E. DEYSCOM SPORT	Francisco Comendador Rome		SUBARU WRX Sti	7	4	10	38.50	18:10.206	127.1
11	13	C.D.E. ULTIMA VUELTA	Luis Ruiz Moya		SEAT LEON MK 2	7	5	10	38.50	18:12.074	126.9
12	17	CHEFO SPORT	Thierry Malasaggne	<u>Frederic Billon</u>	PEUGEOT 308 Racing Cup	7	6	10	38.50	18:12.613	126.8
13	15	R A C E	Carlos Esteban Garcia		RENAULT CLIO CUP IV	6	1	SMC 9	34.65	16:35.964	125.2
14	25	SMC Junior Motorsport	Javier Aguado Ortega		RENAULT CLIO CUP IV	6	2	SMC 9	34.65	16:36.870	125.1
15	66	C.D.E. ULTIMA VUELTA	José Alberto Vila Sainz		PEUGEOT 207 LW THP	5	1	9	34.65	16:55.010	122.8
16	30	SMC Junior Motorsport	Pablo Marcos Santamaria		RENAULT CLIO CUP III	5	2	SMC 9	34.65	16:58.550	122.4
17	34	R A C E	Eloy Iñigo Varas		SEAT LEON MK 1	6	3	9	34.65	17:04.744	121.7
18	16	CHEFO SPORT	Pierre Arnaou		AUDI R8	9	6	9	34.65	17:05.422	121.6
19	32	SMC Junior Motorsport	Jesús Llorente Ramiro		Volkswagen Golf GTI TCR	8	2	9	34.65	17:07.248	121.4
20	28	SMC Junior Motorsport	Alejandro Geppert Romero		RENAULT CLIO CUP III	5	3	SMC 9	34.65	17:08.714	121.2
21	20	SMC Junior Motorsport	Mario Alberto Moreno Rojas		RENAULT CLIO CUP III	5	4	SMC 9	34.65	17:23.781	119.5
22	26	SMC Junior Motorsport	Juan Luis Argudo Lopez		RENAULT CLIO CUP III	5	5	SMC 9	34.65	17:35.638	118.1
No clasificados: (Requerimientos: 75% del número de vueltas del lider = 8 Vueltas)											
	27	SMC Junior Motorsport	Iñigo Moreno De Cala		RENAULT CLIO CUP IV	6	4	SMC 1	03.85	2:34.312	89.8
	38	JORGE OTERO AGREDA	Jorge Otero Agreda		SEAT LEON MK 2	7	7				
	29	SMC Junior Motorsport	Alfonso Colomina Fajardo		PEUGEOT 308 Racing Cup	7	8				



Circuito del Jarama

División 2

1ª Carrera

Tiempos Por Vuelta



4 1 Israel De Ana Morales SEAT LEON MK 2 12 1 Oscar Bartol Leclere SEAT LEON MK 2

7 2 ISRAEL DE DANA MORALES 7 2 OSCAR BARTOL LECLERE

Vta	D	Tiempo	Sector 1	Sector 2	Sector 3	V.Max	Elapsed	Vta	D	Tiempo	Sector 1	Sector 2	Sector 3	V.Max	Elapsed
1		1:53.474	46.785	36.527	30.162	135.5	1:53.474	1		1:55.755	47.782	37.288	30.685	150.6	1:55.755
2		1:46.469	41.448	35.649	29.372	201.1	3:39.943	2		1:47.708	41.313	36.251	30.144	202.2	3:43.463
3		1:45.918	40.740	35.667	29.511	207.6	5:25.861	3		1:47.613	41.694	35.860	30.059	200.3	5:31.076
4		1:45.490	40.617	35.220	29.653	211.7	7:11.351	4		1:48.338	41.458	36.707	30.173	196.3	7:19.414
5		1:45.063	40.459	35.173	29.431	213.0	8:56.414	5		1:45.906	40.840	35.595	29.471	204.5	9:05.320
6		1:45.958	40.707	35.383	29.868	208.4	10:42.372	6		1:46.344	41.268	35.429	29.647	214.2	10:51.664
7		1:46.168	40.737	35.448	29.983	211.3	12:28.540	7		1:47.793	41.646	36.077	30.070	195.2	12:39.457
8		1:47.022	41.177	35.837	30.008	207.6	14:15.562	8		1:51.900	42.210	37.407	32.283	193.2	14:31.357
9		1:47.084	41.424	35.769	29.891	211.7	16:02.646	9		1:49.353	42.293	37.467	29.593	187.8	16:20.710
10		1:48.108	42.010	35.960	30.138	198.5	17:50.754	10		1:48.008	41.845	36.362	29.801	200.7	18:08.718

6 1 Francisco Comendador Romero SUBARU WRX Sti 13 1 Luis Ruiz Moya SEAT LEON MK 2

7 2 C.D.E. DEYSCOM SPORT 7 2 C.D.E. ULTIMA VUELTA

Vta	D	Tiempo	Sector 1	Sector 2	Sector 3	V.Max	Elapsed	Vta	D	Tiempo	Sector 1	Sector 2	Sector 3	V.Max	Elapsed
1		2:09.349	56.800	36.977	35.572	131.3	2:09.349	1		1:59.273	50.667	38.059	30.547	144.9	1:59.273
2		1:48.924	41.954	35.759	31.211	204.1	3:58.273	2		1:49.475	42.568	36.822	30.085	219.5	3:48.748
3		1:49.019	42.995	35.619	30.405	196.0	5:47.292	3		1:47.046	41.482	35.594	29.970	216.8	5:35.794
4		1:49.984	42.807	36.278	30.899	198.8	7:37.276	4		1:47.693	41.965	35.738	29.990	225.0	7:23.487
5		1:49.515	43.356	36.073	30.086	187.8	9:26.791	5		1:48.159	42.161	35.846	30.152	212.1	9:11.646
6		1:48.796	41.460	36.551	30.785	208.0	11:15.587	6		1:48.623	42.218	36.251	30.154	206.1	11:00.269
7		1:45.596	41.397	34.901	29.298	192.1	13:01.183	7		1:49.054	42.687	36.353	30.014	219.0	12:49.323
8		1:43.056	39.923	34.297	28.836	225.4	14:44.239	8		1:47.219	41.796	35.373	30.050	219.5	14:36.542
9		1:44.109	40.377	33.609	30.123	204.1	16:28.348	9		1:47.269	41.879	35.451	29.939	213.4	16:23.811
10		1:41.858	39.444	33.931	28.483	219.0	18:10.206	10		1:48.263	42.246	36.113	29.904	217.3	18:12.074

10 1 Ivan Fiestas Salyer KTM X-BOW 14 1 Ismael Arquero Saz Porsche 911 Cup

9 2 IVAN FIESTAS SALYER 9 2 C.D.E. ULTIMA VUELTA

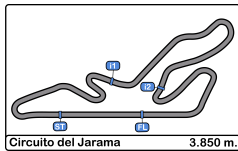
Vta	D	Tiempo	Sector 1	Sector 2	Sector 3	V.Max	Elapsed	Vta	D	Tiempo	Sector 1	Sector 2	Sector 3	V.Max	Elapsed
1		1:43.102	41.691	33.555	27.856	114.2	1:43.102	1		1:55.148	39.339	33.369	42.440	141.3	1:55.148
2		1:40.109	38.946	33.215	27.948	210.5	3:23.211	2		1:42.985	39.914	33.960	29.111	213.0	3:38.133
3		1:39.840	38.782	33.068	27.990	216.0	5:03.051	3		1:41.230	39.466	33.160	28.604	235.8	5:19.363
4		1:39.832	38.710	33.015	28.107	222.2	6:42.883	4		1:58.858	54.247	35.947	28.664	232.2	7:18.221
5		1:39.952	38.581	33.231	28.140	222.2	8:22.835	5		2:05.196	1:01.548	34.941	28.707	219.0	9:23.417
6		1:41.272	39.287	33.836	28.149	203.0	10:04.107	6		1:41.866	39.169	34.495	28.202	228.3	11:05.283
7		1:45.056	41.338	34.381	29.337	177.6	11:49.163	7		1:43.028	39.227	34.879	28.922	236.3	12:48.311
8		1:44.637	40.687	35.342	28.608	183.3	13:33.800	8		1:41.478	39.198	33.406	28.874	239.4	14:29.789
9		1:47.237	40.825	36.486	29.926	182.1	15:21.037	9		1:41.145	39.176	33.384	28.585	232.2	16:10.934
10		1:49.122	42.321	36.655	30.146	170.6	17:10.159	10		1:43.935	39.142	35.109	29.684	234.2	17:54.869

11 1 Miguel Fernandez Yuste KTM X-BOW 15 1 Carlos Esteban Garcia RENAULT CLIO CUP IV

9 2 MIGUEL FERNANDEZ YUSTE 6 2 R A C E

Vta	D	Tiempo	Sector 1	Sector 2	Sector 3	V.Max	Elapsed	Vta	D	Tiempo	Sector 1	Sector 2	Sector 3	V.Max	Elapsed
1		1:36.794	38.339	31.704	26.751	135.3	1:36.794	1		2:00.572	51.019	38.436	31.117	136.1	2:00.572
2		1:36.426	37.585	31.536	27.305	227.8	3:13.220	2		1:50.074	42.180	37.027	30.867	205.7	3:50.646
3		1:39.603	38.722	32.966	27.915	214.7	4:52.823	3		1:49.752	42.005	37.148	30.599	205.3	5:40.398
4		1:39.248	38.979	32.557	27.712	200.7	6:32.071	4		1:49.475	42.114	36.950	30.411	206.5	7:29.873
5		1:38.441	38.337	32.400	27.704	214.2	8:10.512	5		1:48.769	41.684	36.660	30.425	206.5	9:18.642
6		1:38.901	38.510	32.713	27.678	209.3	9:49.413	6		1:49.171	41.739	37.132	30.300	204.1	11:07.813
7		1:40.079	38.605	33.792	27.682	213.4	11:29.492	7		1:49.044	41.833	36.721	30.490	208.0	12:56.857
8		1:40.518	39.176	33.612	27.730	198.1	13:10.010	8		1:49.231	41.775	37.100	30.356	203.3	14:46.088
9		1:41.246	39.049	34.008	28.189	206.8	14:51.256	9		1:49.876	41.939	37.437	30.500	198.8	16:35.964
10		1:42.596	39.653	34.336	28.607	203.3	16:33.852								





Circuito del Jarama

División 2

1ª Carrera

Tiempos Por Vuelta



30 1 Pablo Marcos Santamaria RENAULT CLIO CUP III **45** 1 Diego Camdano Conesa Porsche 997 Cup
 5 2 SMC Junior Motorsport 9 2 CYL KARTING TEAM

Vta	D	Tiempo	Sector 1	Sector 2	Sector 3	V.Max	Elapsed	Vta	D	Tiempo	Sector 1	Sector 2	Sector 3	V.Max	Elapsed
1		2:02.215	51.794	38.654	31.767	137.0	2:02.215	1		1:55.151	47.480	37.074	30.597	139.1	1:55.151
2		1:51.732	42.636	37.779	31.317	203.7	3:53.947	2		1:48.008	41.384	36.505	30.119	199.6	3:43.159
3		1:51.292	42.857	37.473	30.962	198.8	5:45.239	3		1:47.797	41.268	36.238	30.291	193.5	5:30.956
4		1:51.077	42.443	37.497	31.137	200.0	7:36.316	4		1:46.795	41.049	36.104	29.642	197.0	7:17.751
5		1:53.481	43.555	38.220	31.706	192.8	9:29.797	5		1:46.016	40.570	35.920	29.526	214.2	9:03.767
6		1:51.998	42.382	38.077	31.539	202.6	11:21.795	6		1:45.747	40.428	35.713	29.606	210.5	10:49.514
7		1:52.210	42.615	37.707	31.888	198.5	13:14.005	7		1:46.261	40.729	36.038	29.494	208.4	12:35.775
8		1:51.525	42.685	37.585	31.255	197.4	15:05.530	8		1:44.647	39.906	35.490	29.251	207.6	14:20.422
9		1:53.020	43.149	38.336	31.535	200.0	16:58.550	9		1:45.776	40.220	35.553	30.003	208.4	16:06.198
10								10		1:49.228	42.463	36.444	30.321	215.5	17:55.426

32 1 Jesús Llorente Ramiro Volkswagen Golf GTI TCR **66** 1 José Alberto Vila Sainz PEUGEOT 207 LW THP
 8 2 SMC Junior Motorsport 5 2 C.D.E. ULTIMA VUELTA

Vta	D	Tiempo	Sector 1	Sector 2	Sector 3	V.Max	Elapsed	Vta	D	Tiempo	Sector 1	Sector 2	Sector 3	V.Max	Elapsed
1		2:09.050	54.293	39.174	35.583	164.1	2:09.050	1		2:07.396	53.554	38.597	35.245	145.1	2:07.396
2		1:54.069	43.781	37.981	32.307	203.3	4:03.119	2		1:49.864	42.672	36.311	30.881	194.2	3:57.260
3		1:52.409	42.796	37.762	31.851	213.0	5:55.528	3		1:49.031	42.170	36.270	30.591	200.3	5:46.291
4		1:51.266	42.405	37.463	31.398	218.6	7:46.794	4		1:50.173	42.601	36.800	30.772	194.9	7:36.464
5		1:51.312	42.510	37.292	31.510	215.5	9:38.106	5		1:51.060	42.705	36.875	31.480	194.5	9:27.524
6		1:50.772	42.380	37.006	31.386	221.3	11:28.878	6		1:51.613	43.167	37.214	31.232	190.1	11:19.137
7		1:52.352	43.530	37.371	31.451	202.6	13:21.230	7		1:51.900	43.369	37.265	31.266	191.8	13:11.037
8		1:53.464	44.838	37.475	31.151	213.8	15:14.694	8		1:51.952	43.126	37.552	31.274	198.1	15:02.989
9		1:52.554	43.223	37.736	31.595	225.4	17:07.248	9		1:52.021	42.972	37.228	31.821	193.8	16:55.010

33 1 Juan Fco. Gastañaga Martínez CUPRA TCR **33**
 8 2 ANDRES SANCHEZ PEREZ

Vta	D	Tiempo	Sector 1	Sector 2	Sector 3	V.Max	Elapsed
1		1:52.265	45.918	36.155	30.192	140.9	1:52.265
2		1:45.848	40.497	35.508	29.843	204.1	3:38.113
3		1:45.731	40.881	35.672	29.178	197.8	5:23.844
4		1:48.304	41.511	36.216	30.577	201.4	7:12.148
5		1:46.398	40.737	35.905	29.756	189.8	8:58.546
6		1:48.356	41.440	37.047	29.869	190.1	10:46.902
7		1:45.405	40.935	35.309	29.161	205.7	12:32.307
8		1:44.856	40.413	35.397	29.046	204.1	14:17.163
9		1:45.913	40.872	35.688	29.353	201.1	16:03.076
10		1:46.171	41.045	35.546	29.580	204.1	17:49.247

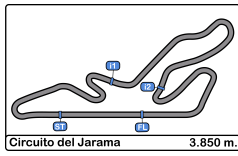
34 1 Eloy Iñigo Varas SEAT LEON MK 1 **34**
 6 2 RACE

Vta	D	Tiempo	Sector 1	Sector 2	Sector 3	V.Max	Elapsed
1		2:03.420	52.225	39.126	32.069	137.7	2:03.420
2		1:53.712	43.602	37.647	32.463	200.7	3:57.132
3		1:53.674	44.605	37.588	31.481	189.1	5:50.806
4		1:52.248	43.350	37.394	31.504	206.1	7:43.054
5		1:51.737	43.030	37.598	31.109	206.1	9:34.791
6		1:51.607	43.245	37.214	31.148	210.9	11:26.398
7		1:52.718	43.735	37.636	31.347	201.1	13:19.116
8		1:52.060	43.567	37.137	31.356	200.0	15:11.176
9		1:53.568	43.595	38.227	31.746	210.1	17:04.744

38 1 Jorge Otero Agreda SEAT LEON MK 2 **38**
 7 2 JORGE OTERO AGREDA

Vta	D	Tiempo	Sector 1	Sector 2	Sector 3	V.Max	Elapsed
-----	---	--------	----------	----------	----------	-------	---------





Circuito del Jarama
División 2
1ª Carrera
Análisis



Num	Tiempo Vta.	Dif. 1º
Vta 1		
11	1:36.794	
10	1:43.102	06.308
33	1:52.265	15.471
19	1:52.903	16.109
4	1:53.474	16.680
14	1:55.148	18.354
45	1:55.151	18.357
12	1:55.755	18.961
17	1:58.853	22.059
13	1:59.273	22.479
15	2:00.572	23.778
25	2:01.141	24.347
22	2:01.144	24.350
30	2:02.215	25.421
34	2:03.420	26.626
66	2:07.396	30.602
32	2:09.050	32.256
6	2:09.349	32.555
28	2:09.822	33.028
26	2:10.747	33.953
20	2:10.998	34.204
16	2:14.804	38.010
27	2:34.312	57.518

Num	Tiempo Vta.	Dif. 1º
Vta 2		
11	1:36.426	
10	1:40.109	09.991
33	1:45.848	24.893
14	1:42.985	24.913
19	1:46.754	26.437
4	1:46.469	26.723
45	1:48.008	29.939
12	1:47.708	30.243
17	1:48.943	34.576
22	1:46.835	34.759
13	1:49.475	35.528
15	1:50.074	37.426
25	1:50.095	38.016
30	1:51.732	40.727

34	1:53.712	43.912
66	1:49.864	44.040
6	1:48.924	45.053
32	1:54.069	49.899
28	1:53.868	50.470
20	1:55.260	53.038
26	1:57.365	54.892
16	1:53.846	55.430

Num	Tiempo Vta.	Dif. 1º
Vta 3		
11	1:39.603	
10	1:39.840	10.228
14	1:41.230	26.540
33	1:45.731	31.021
4	1:45.918	33.038
19	1:47.302	34.136
45	1:47.797	38.133
12	1:47.613	38.253
22	1:43.972	39.128
17	1:47.731	42.704
13	1:47.046	42.971
15	1:49.752	47.575
25	1:49.814	48.227
30	1:51.292	52.416
66	1:49.031	53.468
6	1:49.019	54.469
34	1:53.674	57.983
32	1:52.409	1:02.705
28	1:52.380	1:03.247
20	1:53.295	1:06.730
16	1:51.860	1:07.687
26	1:55.990	1:11.279

Num	Tiempo Vta.	Dif. 1º
Vta 4		
11	1:39.248	
10	1:39.832	10.812
4	1:45.490	39.280
33	1:48.304	40.077
19	1:48.113	43.001
45	1:46.795	45.680
22	1:45.896	45.776

14	1:58.858	46.150
12	1:48.338	47.343
13	1:47.693	51.416
17	1:48.948	52.404
15	1:49.475	57.802
25	1:49.509	58.488
30	1:51.077	1:04.245
66	1:50.173	1:04.393
6	1:49.984	1:05.205
34	1:52.248	1:10.983
32	1:51.266	1:14.723
28	1:51.857	1:15.856
16	1:50.954	1:19.393
20	1:54.148	1:21.630
26	1:54.534	1:26.565

Num	Tiempo Vta.	Dif. 1º
Vta 5		
11	1:38.441	
10	1:39.952	12.323
4	1:45.063	45.902
33	1:46.398	48.034
22	1:43.866	51.201
45	1:46.016	53.255
19	1:49.289	53.849
12	1:45.906	54.808
13	1:48.159	1:01.134
17	1:47.598	1:01.561
15	1:48.769	1:08.130
25	1:48.632	1:08.679
14	2:05.196	1:12.905
6	1:49.515	1:16.279
66	1:51.060	1:17.012
30	1:53.481	1:19.285
34	1:51.737	1:24.279
32	1:51.312	1:27.594
28	1:51.589	1:29.004
16	1:49.239	1:30.191
20	1:53.566	1:36.755

Num	Tiempo Vta.	Dif. 1º
Vta 6		
11	1:38.901	

26	1:55.895	1 Lap
10	1:41.272	14.694
4	1:45.958	52.959
22	1:43.605	55.905
33	1:48.356	57.489
45	1:45.747	1:00.101
19	1:45.347	1:00.295
12	1:46.344	1:02.251
13	1:48.623	1:10.856
17	1:48.451	1:11.111
14	1:41.866	1:15.870
15	1:49.171	1:18.400
25	1:49.356	1:19.134
6	1:48.796	1:26.174
66	1:51.613	1:29.724
30	1:51.998	1:32.382
34	1:51.607	1:36.985
32	1:50.772	1:39.465

Num	Tiempo Vta.	Dif. 1º
Vta 7		
11	1:40.079	
16	1:51.801	1 Lap
28	1:54.157	1 Lap
20	1:54.878	1 Lap
10	1:45.056	19.671
26	1:55.745	1 Lap
22	1:42.576	58.402
4	1:46.168	59.048
33	1:45.405	1:02.815
45	1:46.261	1:06.283
19	1:46.266	1:06.482
12	1:47.793	1:09.965
14	1:43.028	1:18.819
13	1:49.054	1:19.831
17	1:49.225	1:20.257
15	1:49.044	1:27.365
25	1:49.767	1:28.822
6	1:45.596	1:31.691

Num	Tiempo Vta.	Dif. 1º
Vta 8		
11	1:40.518	

66	1:51.900	1 Lap
30	1:52.210	1 Lap
34	1:52.718	1 Lap
32	1:52.352	1 Lap
16	1:49.043	1 Lap
28	1:51.899	1 Lap
10	1:44.637	23.790
20	1:54.758	1 Lap
26	1:54.453	1 Lap
22	1:43.717	1:01.601
4	1:47.022	1:05.552
33	1:44.856	1:07.153
45	1:44.647	1:10.412
19	1:45.031	1:10.995
14	1:41.478	1:19.779
12	1:51.900	1:21.347
13	1:47.219	1:26.532
17	1:47.092	1:26.831
6	1:43.056	1:34.229
15	1:49.231	1:36.078
25	1:49.256	1:37.560

Num	Tiempo Vta.	Dif. 1º
Vta 9		
11	1:41.246	
66	1:51.952	1 Lap
30	1:51.525	1 Lap
34	1:52.060	1 Lap
32	1:53.464	1 Lap
16	1:53.391	1 Lap
28	1:51.409	1 Lap
10	1:47.237	29.781
20	1:52.851	1 Lap
26	1:54.248	1 Lap
22	1:43.289	1:03.644
4	1:47.084	1:11.390
33	1:45.913	1:11.820
45	1:45.776	1:14.942
19	1:45.328	1:15.077
14	1:41.145	1:19.678
12	1:49.353	1:29.454
13	1:47.269	1:32.555



Circuito del Jarama

División 2

1ª Carrera

Análisis



17 1:47.389 1:32.974

6 1:44.109 1:37.092

Num **Tiempo Vta.** **Dif. 1º**

Vta 10

11 1:42.596

15 1:49.876 1 Lap

25 1:49.300 1 Lap

66 1:52.021 1 Lap

30 1:53.020 1 Lap

34 1:53.568 1 Lap

16 1:50.484 1 Lap

32 1:52.554 1 Lap

28 1:51.733 1 Lap

10 1:49.122 36.307

20 1:54.027 1 Lap

26 1:56.661 1 Lap

22 1:42.570 1:03.618

33 1:46.171 1:15.395

4 1:48.108 1:16.902

19 1:44.488 1:16.969

14 1:43.935 1:21.017

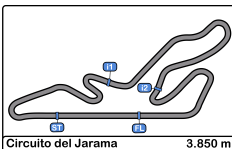
45 1:49.228 1:21.574

12 1:48.008 1:34.866

6 1:41.858 1:36.354

13 1:48.263 1:38.222

17 1:48.383 1:38.761



Circuito del Jarama

División 2

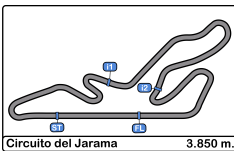
1ª Carrera

Mejores Sectores



Sector - 1				Sector - 2				Sector - 3				Vuelta Ideal vs Mejor Vuelta				
Clas	Nº	Piloto	Tiempo	Nº	Piloto	Tiempo	Nº	Piloto	Tiempo	Clas	Nº	Piloto	Vta. Ideal	Mejor V.	Clas	
1	11	Miguel Fernandez Yust	37.585	11	Miguel Fernandez Yust	31.536	11	Miguel Fernandez Yust	26.751	1	11	Miguel Fernandez Yust	1:35.872	1:36.426	1	
2	10	Ivan Fiestas Salyer	38.581	10	Ivan Fiestas Salyer	33.015	10	Ivan Fiestas Salyer	27.856	2	10	Ivan Fiestas Salyer	1:39.452	1:39.832	2	
3	14	Ismael Arquero Saz	39.142	14	Ismael Arquero Saz	33.160	14	Ismael Arquero Saz	28.202	3	14	Ismael Arquero Saz	1:40.504	1:41.145	3	
4	22	Valdés - Valdés	39.242	6	Francisco Comendador	33.609	6	Francisco Comendador	28.483	4	6	Francisco Comendador	1:41.536	1:41.858	4	
5	6	Francisco Comendador	39.444	22	Valdés - Valdés	34.430	22	Valdés - Valdés	28.525	5	22	Valdés - Valdés	1:42.197	1:42.570	5	
6	45	Diego Camdano Cones	39.906	19	Enrique Hernando Alonso	34.724	33	Juan Fco. Gastañaga	29.046	6	19	Enrique Hernando Alonso	1:44.037	1:44.488	6	
7	19	Enrique Hernando Alonso	40.194	4	Israel De Ana Morales	35.173	19	Enrique Hernando Alonso	29.119	7	45	Diego Camdano Cones	1:44.647	1:44.647	7	
8	33	Juan Fco. Gastañaga	40.413	33	Juan Fco. Gastañaga	35.309	45	Diego Camdano Cones	29.251	8	33	Juan Fco. Gastañaga	1:44.768	1:44.856	8	
9	4	Israel De Ana Morales	40.459	17	Malasaggne - Billon	35.335	4	Israel De Ana Morales	29.372	9	4	Israel De Ana Morales	1:45.004	1:45.063	9	
10	12	Oscar Bartol Leclere	40.840	13	Luis Ruiz Moya	35.373	12	Oscar Bartol Leclere	29.471	10	12	Oscar Bartol Leclere	1:45.740	1:45.906	10	
11	13	Luis Ruiz Moya	41.482	12	Oscar Bartol Leclere	35.429	17	Malasaggne - Billon	29.710	11	17	Malasaggne - Billon	1:46.751	1:47.092	12	
12	16	Pierre Arnaou	41.529	45	Diego Camdano Cones	35.490	13	Luis Ruiz Moya	29.904	12	13	Luis Ruiz Moya	1:46.759	1:47.046	11	
13	15	Carlos Esteban Garcia	41.684	66	José Alberto Vila Sainz	36.270	15	Carlos Esteban Garcia	30.300	13	25	Javier Aguado Ortega	1:48.553	1:48.632	13	
14	17	Malasaggne - Billon	41.706	25	Javier Aguado Ortega	36.366	16	Pierre Arnaou	30.421	14	15	Carlos Esteban Garcia	1:48.644	1:48.769	14	
15	25	Javier Aguado Ortega	41.719	15	Carlos Esteban Garcia	36.660	25	Javier Aguado Ortega	30.468	15	16	Pierre Arnaou	1:48.928	1:49.043	16	
16	66	José Alberto Vila Sainz	42.170	16	Pierre Arnaou	36.978	66	José Alberto Vila Sainz	30.591	16	66	José Alberto Vila Sainz	1:49.031	1:49.031	15	
17	32	Jesús Llorente Ramiro	42.380	32	Jesús Llorente Ramiro	37.006	30	Pablo Marcos Santamaria	30.962	17	32	Jesús Llorente Ramiro	1:50.537	1:50.772	17	
18	30	Pablo Marcos Santamaria	42.382	34	Eloy Iñigo Varas	37.137	34	Eloy Iñigo Varas	31.109	18	30	Pablo Marcos Santamaria	1:50.817	1:51.077	18	
19	28	Alejandro Geppert	42.596	30	Pablo Marcos Santamaria	37.473	32	Jesús Llorente Ramiro	31.151	19	34	Eloy Iñigo Varas	1:51.276	1:51.607	20	
20	20	Mario Alberto Moreno Rojas	42.935	28	Alejandro Geppert	37.485	28	Alejandro Geppert	31.280	20	28	Alejandro Geppert	1:51.361	1:51.409	19	
21	34	Eloy Iñigo Varas	43.030	26	Juan Luis Argudo Lope	38.127	20	Mario Alberto Moreno Rojas	31.412	21	20	Mario Alberto Moreno Rojas	1:52.695	1:52.851	21	
22	26	Juan Luis Argudo Lope	43.737	20	Mario Alberto Moreno Rojas	38.348	26	Juan Luis Argudo Lope	31.817	22	26	Juan Luis Argudo Lope	1:53.681	1:54.248	22	
23	27	Iñigo Moreno De Cala	52.596	27	Iñigo Moreno De Cala	39.099	27	Iñigo Moreno De Cala	1:02.617	23	27	Iñigo Moreno De Cala	2:34.312	2:34.312	23	
24	38	Jorge Otero Agreda	Transpon	38	Jorge Otero Agreda	Transpon	38	Jorge Otero Agreda	Transpon	24	38	Jorge Otero Agreda	Transpon	Transpo	24	





Circuito del Jarama

División 2

1ª Carrera

Secuencia Líder



<u>Nº</u>	<u>Concursante</u>	<u>Piloto 1</u>	<u>Piloto 2</u>	<u>Vehículo</u>	<u>Cat</u>	<u>Vta. Inici</u>	<u>Vta. Fin</u>	<u>Vtas.</u>	<u>Total Vtas.</u>
11	MIGUEL FERNANDEZ YUSTE	Miguel Fernandez Yuste		KTM X-BOW	9	1	10	10	10





Circuito del Jarama

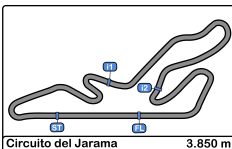
División 2

1ª Carrera

5 Mejores Tiempos



Cl	Nº	Concursante	Piloto 1	Piloto 2	Vehiculo	Cat	Cl	Mejor 1		Mejor 2		Mejor 3		Mejor 4		Mejor 5	
								Tiempo	Vta.	Tiempo	Vta.	Tiempo	Vta.	Tiempo	Vta.	Tiempo	Vta.
1	11	MIGUEL FERNANDEZ YUSTE	Miguel Fernandez Yuste		KTM X-BOW	9	1	1:36.426	2	1:36.794	1	1:38.441	5	1:38.901	6	1:39.248	4
2	10	IVAN FIESTAS SALYER	Ivan Fiestas Salyer		KTM X-BOW	9	2	1:39.832	4	1:39.840	3	1:39.952	5	1:40.109	2	1:41.272	6
3	14	C.D.E. ULTIMA VUELTA	Ismael Arquero Saz		Porsche 911 Cup	9	3	1:41.145	9	1:41.230	3	1:41.478	8	1:41.866	6	1:42.985	2
4	6	C.D.E. DEYSCOM SPORT	Francisco Comendador Romero		SUBARU WRX Sti	7	1	1:41.858	10	1:43.056	8	1:44.109	9	1:45.596	7	1:48.796	6
5	22	CYL KARTING TEAM	J. Miguel Valdés Serrano	Jorge Valdés Laso	Porsche 997 GT3 CUP	9	4	1:42.570	10	1:42.576	7	1:43.289	9	1:43.605	6	1:43.717	8
6	19	SMC Junior Motorsport	Enrique Hernando Alonso		PEUGEOT 308 Racing Cup	7	2	1:44.488	10	1:45.031	8	1:45.328	9	1:45.347	6	1:46.266	7
7	45	CYL KARTING TEAM	Diego Camdano Conesa		Porsche 997 Cup	9	5	1:44.647	8	1:45.747	6	1:45.776	9	1:46.016	5	1:46.261	7
8	33	ANDRES SANCHEZ PEREZ	Juan Fco. Gastañaga Martinez		CUPRA TCR	8	1	1:44.856	8	1:45.405	7	1:45.731	3	1:45.848	2	1:45.913	9
9	4	ISRAEL DE DANA MORALES	Israel De Ana Morales		SEAT LEON MK 2	7	3	1:45.063	5	1:45.490	4	1:45.918	3	1:45.958	6	1:46.168	7
10	12	OSCAR BARTOL LECLERE	Oscar Bartol Leclere		SEAT LEON MK 2	7	4	1:45.906	5	1:46.344	6	1:47.613	3	1:47.708	2	1:47.793	7
11	13	C.D.E. ULTIMA VUELTA	Luis Ruiz Moya		SEAT LEON MK 2	7	5	1:47.046	3	1:47.219	8	1:47.269	9	1:47.693	4	1:48.159	5
12	17	CHEFO SPORT	Thierry Malasaggne	Frederic Billon	PEUGEOT 308 Racing Cup	7	6	1:47.092	8	1:47.389	9	1:47.598	5	1:47.731	3	1:48.383	10
13	25	SMC Junior Motorsport	Javier Aguado Ortega		RENAULT CLIO CUP IV	6	1	SMC 1:48.632	5	1:49.256	8	1:49.300	9	1:49.356	6	1:49.509	4
14	15	R A C E	Carlos Esteban Garcia		RENAULT CLIO CUP IV	6	2	SMC 1:48.769	5	1:49.044	7	1:49.171	6	1:49.231	8	1:49.475	4
15	66	C.D.E. ULTIMA VUELTA	José Alberto Vila Sainz		PEUGEOT 207 LW THP	5	1	1:49.031	3	1:49.864	2	1:50.173	4	1:51.060	5	1:51.613	6
16	16	CHEFO SPORT	Pierre Amaou		AUDI R8	9	6	1:49.043	7	1:49.239	5	1:50.484	9	1:50.954	4	1:51.801	6
17	32	SMC Junior Motorsport	Jesús Llorente Ramiro		Volkswagen Golf GTI TCR	8	2	1:50.772	6	1:51.266	4	1:51.312	5	1:52.352	7	1:52.409	3
18	30	SMC Junior Motorsport	Pablo Marcos Santamaria		RENAULT CLIO CUP III	5	2	SMC 1:51.077	4	1:51.292	3	1:51.525	8	1:51.732	2	1:51.998	6
19	28	SMC Junior Motorsport	Alejandro Geppert Romero		RENAULT CLIO CUP III	5	3	SMC 1:51.409	8	1:51.589	5	1:51.733	9	1:51.857	4	1:51.899	7
20	34	R A C E	Eloy Iñigo Varas		SEAT LEON MK 1	6	3	1:51.607	6	1:51.737	5	1:52.060	8	1:52.248	4	1:52.718	7
21	20	SMC Junior Motorsport	Mario Alberto Moreno Rojas		RENAULT CLIO CUP III	5	4	SMC 1:52.851	8	1:53.295	3	1:53.566	5	1:54.027	9	1:54.148	4
22	26	SMC Junior Motorsport	Juan Luis Argudo Lopez		RENAULT CLIO CUP III	5	5	SMC 1:54.248	8	1:54.453	7	1:54.534	4	1:55.745	6	1:55.895	5
23	27	SMC Junior Motorsport	Iñigo Moreno De Cala		RENAULT CLIO CUP IV	6	4	SMC 2:34.312	1								
24	38	JORGE OTERO AGREDA	Jorge Otero Agreda		SEAT LEON MK 2	7	7										



Circuito del Jarama

División 2

1ª Carrera

5 Mejores Velocidades



Cl	Nº	Concursante	Piloto 1	Piloto 2	Vehiculo	Cat	Cl	V. Max. 1		V. Max. 2		V. Max. 3		V. Max. 4		V. Max. 5		Avg
								Km/h	Vta.	Km/h	Vta.	Km/h	Vta.	Km/h	Vta.	Km/h	Vta.	
1	14	C.D.E. ULTIMA VUELTA	Ismael Arquero Saz		Porsche 911 Cup	9	1	239.4	8	236.3	7	235.8	3	234.2	10	232.2	4	235.6
2	22	CYL KARTING TEAM	J. Miguel Valdés Serrano	Jorge Valdés Laso	Porsche 997 GT3 CUP	9	2	238.9	10	237.8	8	236.3	9	235.8	6	235.2	5	236.8
3	17	CHEFO SPORT	Thierry Malasaggne	Frederic Billon	PEUGEOT 308 Racing Cup	7	1	228.3	8	222.2	7	222.2	9	217.7	2	217.7	5	221.6
4	11	MIGUEL FERNANDEZ YUSTE	Miguel Fernandez Yuste		KTM X-BOW	9	3	227.8	2	214.7	3	214.2	5	213.4	7	209.3	6	215.9
5	6	C.D.E. DEYSCOM SPORT	Francisco Comendador Romero		SUBARU WRX Sti	7	2	225.4	8	219.0	10	208.0	6	204.1	2	204.1	9	212.1
6	32	SMC Junior Motorsport	Jesús Llorente Ramiro		Volkswagen Golf GTI TCR	8	1	225.4	9	221.3	6	218.6	4	215.5	5	213.8	8	218.9
7	13	C.D.E. ULTIMA VUELTA	Luis Ruiz Moya		SEAT LEON MK 2	7	3	225.0	4	219.5	2	219.5	8	219.0	7	217.3	10	220.0
8	10	IVAN FIESTAS SALYER	Ivan Fiestas Salyer		KTM X-BOW	9	4	222.2	4	222.2	5	216.0	3	210.5	2	203.0	6	214.7
9	19	SMC Junior Motorsport	Enrique Hernando Alonso		PEUGEOT 308 Racing Cup	7	4	217.7	3	216.0	9	215.1	10	204.5	7	201.1	5	210.9
10	45	CYL KARTING TEAM	Diego Camdano Conesa		Porsche 997 Cup	9	5	215.5	10	214.2	5	210.5	6	208.4	7	208.4	9	211.4
11	12	OSCAR BARTOL LECLERE	Oscar Bartol Leclere		SEAT LEON MK 2	7	5	214.2	6	204.5	5	202.2	2	200.7	10	200.3	3	204.4
12	16	CHEFO SPORT	Pierre Amaou		AUDI R8	9	6	213.8	4	213.8	9	209.7	5	206.1	7	201.8	8	209.0
13	4	ISRAEL DE DANA MORALES	Israel De Ana Morales		SEAT LEON MK 2	7	6	213.0	5	211.7	4	211.7	9	211.3	7	208.4	6	211.2
14	34	R A C E	Eloy Iñigo Varas		SEAT LEON MK 1	6	1	210.9	6	210.1	9	206.1	4	206.1	5	201.1	7	206.8
15	15	R A C E	Carlos Esteban Garcia		RENAULT CLIO CUP IV	6	2	208.0	7	206.5	4	206.5	5	205.7	2	205.3	3	206.4
16	25	SMC Junior Motorsport	Javier Aguado Ortega		RENAULT CLIO CUP IV	6	3	207.2	3	207.2	6	206.8	5	206.5	2	205.3	8	206.6
17	33	ANDRES SANCHEZ PEREZ	Juan Fco. Gastañaga Martinez		CUPRA TCR	8	2	205.7	7	204.1	2	204.1	8	204.1	10	201.4	4	203.9
18	30	SMC Junior Motorsport	Pablo Marcos Santamaria		RENAULT CLIO CUP III	5	1	203.7	2	202.6	6	200.0	4	200.0	9	198.8	3	201.0
19	66	C.D.E. ULTIMA VUELTA	José Alberto Vila Sainz		PEUGEOT 207 LW THP	5	2	200.3	3	198.1	8	194.9	4	194.5	5	194.2	2	196.4
20	20	SMC Junior Motorsport	Mario Alberto Moreno Rojas		RENAULT CLIO CUP III	5	3	196.0	8	196.0	9	194.5	4	193.8	6	193.8	7	194.8
21	28	SMC Junior Motorsport	Alejandro Geppert Romero		RENAULT CLIO CUP III	5	4	196.0	4	195.2	5	195.2	9	194.5	7	194.5	8	195.1
22	26	SMC Junior Motorsport	Juan Luis Argudo Lopez		RENAULT CLIO CUP III	5	5	195.6	4	195.2	8	193.8	9	190.4	7	189.4	5	192.9
23	27	SMC Junior Motorsport	Iñigo Moreno De Cala		RENAULT CLIO CUP IV	6	4	143.2	1									143.2
24	38	JORGE OTERO AGREDA	Jorge Otero Agreda		SEAT LEON MK 2	7	7	130.7	1									130.7



Circuito del Jarama

División 2

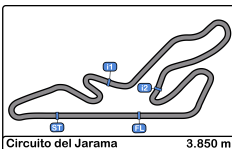
1ª Carrera

Secuencia Vueltas Rápidas



<u>Vta.</u>	<u>Hora Día</u>	<u>Tiempo Sesión</u>	<u>Nº</u>	<u>Concursante</u>	<u>Piloto 1</u>	<u>Piloto 2</u>	<u>Vehículo</u>	<u>Cat</u>	<u>Tiempo</u>	<u>Km/h</u>
2	12:41:11.397	3:13.397	11	MIGUEL FERNANDEZ	Miguel Fernandez Yuste		KTM X-BOW	9	1:36.426	143.7





Circuito del Jarama

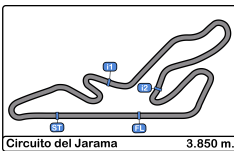
División 2

1ª Carrera

Mejor Maxima Velocidad del Evento



Nº	Concursante	Piloto 1	Piloto 2	Vehiculo	Cat	Km/h	Sesión
14	C.D.E. ULTIMA VUELTA	Ismael Arquero Saz		Porsche 911 Cup	9	246.0	Entrenamiento cronometrado
22	CYL KARTING TEAM	J. Miguel Valdés Serrano	Jorge Valdés Laso	Porsche 997 GT3 CUP	9	240.0	Entrenamiento cronometrado
11	MIGUEL FERNANDEZ YUSTE	Miguel Fernandez Yuste		KTM X-BOW	9	234.7	Entrenamiento cronometrado
6	C.D.E. DEYSCOM SPORT	Francisco Comendador		SUBARU WRX Sti	7	230.2	Entrenamiento cronometrado
17	CHEFO SPORT	Thierry Malasaggne	Frederic Billon	PEUGEOT 308 Racing Cup	7	228.3	1ª Carrera
10	IVAN FIESTAS SALYER	Ivan Fiestas Salyer		KTM X-BOW	9	226.4	Entrenamiento cronometrado
19	SMC Junior Motorsport	Enrique Hernando Alonso		PEUGEOT 308 Racing Cup	7	226.4	Entrenamiento cronometrado
32	SMC Junior Motorsport	Jesús Llorente Ramiro		Volkswagen Golf GTI TCR	8	225.4	1ª Carrera
13	C.D.E. ULTIMA VUELTA	Luis Ruiz Moya		SEAT LEON MK 2	7	225.0	1ª Carrera
29	SMC Junior Motorsport	Alfonso Colomina Fajardo		PEUGEOT 308 Racing Cup	7	221.7	Entrenamiento cronometrado
12	OSCAR BARTOL LECLERE	Oscar Bartol Leclere		SEAT LEON MK 2	7	218.6	Entrenamiento cronometrado
38	JORGE OTERO AGREDA	Jorge Otero Agreda		SEAT LEON MK 2	7	218.6	Entrenamiento cronometrado
4	ISRAEL DE DANA MORALES	Israel De Ana Morales		SEAT LEON MK 2	7	218.1	Entrenamiento cronometrado
45	CYL KARTING TEAM	Diego Camdano Conesa		Porsche 997 Cup	9	215.5	1ª Carrera
16	CHEFO SPORT	Pierre Arnaou		AUDI R8	9	213.8	1ª Carrera
34	R A C E	Eloy Iñigo Varas		SEAT LEON MK 1	6	210.9	1ª Carrera
15	R A C E	Carlos Esteban Garcia		RENAULT CLIO CUP IV	6	SMC 208.0	1ª Carrera
25	SMC Junior Motorsport	Javier Aguado Ortega		RENAULT CLIO CUP IV	6	SMC 207.2	1ª Carrera
33	ANDRES SANCHEZ PEREZ	Juan Fco. Gastañaga Martinez		CUPRA TCR	8	205.7	1ª Carrera
66	C.D.E. ULTIMA VUELTA	José Alberto Vila Sainz		PEUGEOT 207 LW THP	5	204.5	Entrenamiento cronometrado
30	SMC Junior Motorsport	Pablo Marcos Santamaria		RENAULT CLIO CUP III	5	SMC 203.7	1ª Carrera
27	SMC Junior Motorsport	Iñigo Moreno De Cala		RENAULT CLIO CUP IV	6	SMC 201.8	Entrenamiento cronometrado
28	SMC Junior Motorsport	Alejandro Geppert Romero		RENAULT CLIO CUP III	5	SMC 196.0	1ª Carrera
20	SMC Junior Motorsport	Mario Alberto Moreno Rojas		RENAULT CLIO CUP III	5	SMC 196.0	1ª Carrera
26	SMC Junior Motorsport	Juan Luis Argudo Lopez		RENAULT CLIO CUP III	5	SMC 195.6	1ª Carrera



Circuito del Jarama

División 2

1ª Carrera

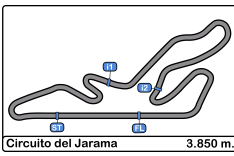
Cuentavueltas



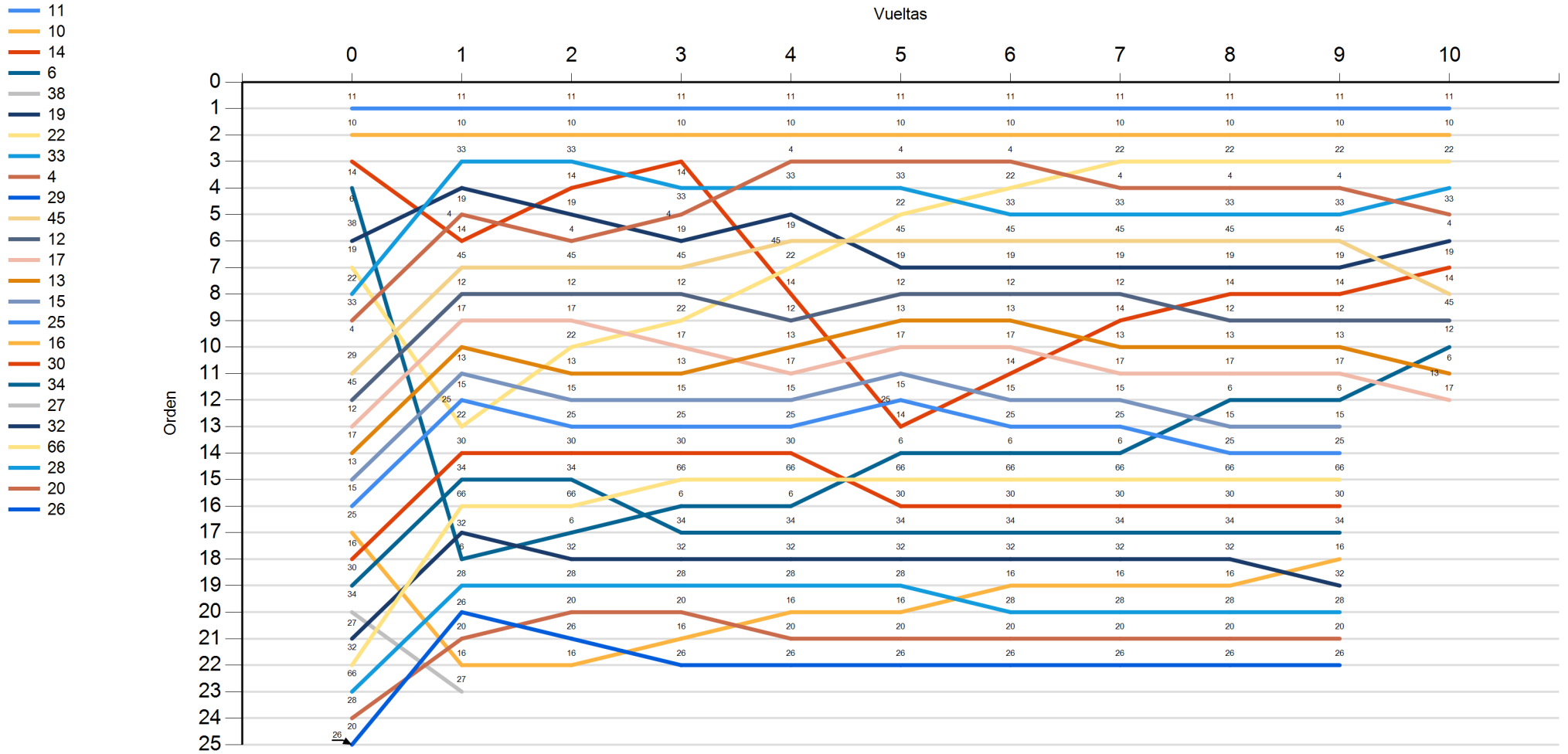
Vta.

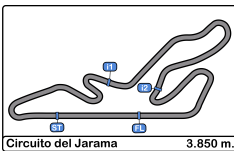
Nr	Po	Parr	1	2	3	4	5	6	7	8	9	10
11	1	11	11	11	11	11	11	11	11	11	11	11
10	2	10	10	10	10	10	10	10	10	10	10	10
14	3	14	33	33	14	4	4	4	22	22	22	22
6	4	6	19	14	33	33	33	22	4	4	4	33
38	5	38	4	19	4	19	22	33	33	33	33	4
19	6	19	14	4	19	45	45	45	45	45	45	19
22	7	22	45	45	45	22	19	19	19	19	19	14
33	8	33	12	12	12	14	12	12	12	14	14	45
4	9	4	17	17	22	12	13	13	14	12	12	12
29	10	29	13	22	17	13	17	17	13	13	13	6
45	11	45	15	13	13	17	15	14	17	17	17	13
12	12	12	25	15	15	15	25	15	15	6	6	17
17	13	17	22	25	25	25	14	25	25	15	15	
13	14	13	30	30	30	30	6	6	6	25	25	
15	15	15	34	34	66	66	66	66	66	66	66	
25	16	25	66	66	6	6	30	30	30	30	30	
16	17	16	32	6	34	34	34	34	34	34	34	
30	18	30	6	32	32	32	32	32	32	32	16	
34	19	34	28	28	28	28	28	16	16	16	32	
27	20	27	26	20	20	16	16	28	28	28	28	
32	21	32	20	26	16	20	20	20	20	20	20	
66	22	66	16	16	26	26	26	26	26	26	26	
28	23	28	27									
20	24	20										
26	25	26										





Circuito del Jarama
División 2
1ª Carrera
Cuentavueltas Gráfico





Circuito del Jarama

División 2

1ª Carrera

Tiempos Parada en Pit



Nr.	Hora Día En.	Concursante	Nac	Piloto 1	Nac	Piloto 2	Nac	Vehiculo	Cat	Tiempo Entra.	Stop Nº	Tiempo Box	Handicap	Penalty
-----	--------------	-------------	-----	----------	-----	----------	-----	----------	-----	---------------	---------	------------	----------	---------

