

Circuito del Jarama

División 2

2ª Carrera

Resultados Provisionales



Cls	Nº	Concursante	Piloto 1	Piloto 2	Vehiculo	Cat	Cl	Vtas.	Tiempo	Dif 1º	Intervalo	Km/h	V.R.	Tiempo	Km/h
1	11	MIGUEL FERNANDEZ YUST	Miguel Fernandez Yuste		KTM X-BOW	9	1	10	16:40.654			138.5	2	1:36.474	143.6
2	14	C.D.E. ULTIMA VUELTA	Ismael Arquero Saz		Porsche 911 Cup	9	2	10	16:44.223	3.569	3.569	138.0	5	1:39.250	139.6
3	10	IVAN FIESTAS SALYER	Ivan Fiestas Salyer		KTM X-BOW	9	3	10	16:44.724	4.070	0.501	137.9	10	1:39.159	139.7
4	6	C.D.E. DEYSCOM SPORT	Francisco Comendador Romero		SUBARU WRX Sti	7	1	10	17:20.995	40.341	36.271	133.1	3	1:41.817	136.1
5	19	SMC Junior Motorsport	Enrique Hernando Alonso		PEUGEOT 308 Racing Cup	7	2	10	17:25.555	44.901	4.560	132.5	3	1:43.075	134.4
6	22	CYL KARTING TEAM	J. Miguel Valdés Serrano	Jorge Valdés Laso	Porsche 997 GT3 CUP	9	4	10	17:39.947	59.293	14.392	130.7	7	1:42.647	135.0
7	4	ISRAEL DE DANA MORALES	Israel De Ana Morales		SEAT LEON MK 2	7	3	10	17:43.571	1:02.917	3.624	130.3	5	1:45.121	131.8
8	45	CYL KARTING TEAM	Diego Camdano Conesa		Porsche 997 Cup	9	5	10	17:52.716	1:12.062	9.145	129.2	4	1:45.759	131.0
9	33	ANDRES SANCHEZ PEREZ	Juan Fco. Gastañaga Martínez		CUPRA TCR	8	1	10	17:55.837	1:15.183	3.121	128.8	4	1:45.616	131.2
10	29	SMC Junior Motorsport	Alfonso Colomina Fajardo		PEUGEOT 308 Racing Cup	7	4	10	17:56.059	1:15.405	0.222	128.8	9	1:45.783	131.0
11	17	CHEFO SPORT	Thierry Malasaggne	Frederic Billon	PEUGEOT 308 Racing Cup	7	5	10	18:03.921	1:23.267	7.862	127.8	6	1:47.154	129.3
12	12	OSCAR BARTOL LECLERE	Oscar Bartol Leclere		SEAT LEON MK 2	7	6	10	18:08.945	1:28.291	5.024	127.2	9	1:46.393	130.2
13	27	SMC Junior Motorsport	Iñigo Moreno De Cala		RENAULT CLIO CUP IV	6	1	SMC 10	18:20.562	1:39.908	11.617	125.9	8	1:48.018	128.3
14	25	SMC Junior Motorsport	Javier Aguado Ortega		RENAULT CLIO CUP IV	6	2	SMC 10	18:23.002	1:42.348	2.440	125.6	5	1:48.529	127.7
15	66	C.D.E. ULTIMA VUELTA	José Alberto Vila Sainz		PEUGEOT 207 LW THP	5	1	9	16:44.070	1 Vta	1 Vta	124.2	4	1:49.329	126.7
16	34	R A C E	Eloy Iñigo Varas		SEAT LEON MK 1	6	3	9	16:44.710	1 Vta	0.640	124.1	7	1:49.969	126.0
17	30	SMC Junior Motorsport	Pablo Marcos Santamaria		RENAULT CLIO CUP III	5	2	SMC 9	16:58.518	1 Vta	13.808	122.4	5	1:51.021	124.8
18	16	CHEFO SPORT	Pierre Arnaou		AUDI R8	9	6	9	17:04.866	1 Vta	6.348	121.7	6	1:49.071	127.0
19	32	SMC Junior Motorsport	Jesús Llorente Ramiro		Volkswagen Golf GTI TCR	8	2	9	17:06.328	1 Vta	1.462	121.5	4	1:50.776	125.1
20	28	SMC Junior Motorsport	Alejandro Geppert Romero		RENAULT CLIO CUP III	5	3	SMC 9	17:06.670	1 Vta	0.342	121.4	5	1:50.942	124.9
21	26	SMC Junior Motorsport	Juan Luis Argudo Lopez		RENAULT CLIO CUP III	5	4	SMC 9	17:32.249	1 Vta	25.579	118.5	5	1:53.530	122.0
22	20	SMC Junior Motorsport	Mario Alberto Moreno Rojas		RENAULT CLIO CUP III	5	5	SMC 9	17:34.947	1 Vta	2.698	118.2	3	1:53.388	122.2
23	41	CLUB JARAMA SPORT	Diego Blanco Torrecilla		Porsche 928	C-L	1	9	18:03.939	1 Vta	28.992	115.0	4	1:56.364	119.1
No clasificados: (Requerimientos: 75% del número de vueltas del lider = 8 Vueltas)															
15	R A C E	Carlos Esteban Garcia			RENAULT CLIO CUP IV	6	4	SMC 7	16:01.345	3 Vtas	2 Vtas	100.9	5	1:49.134	126.9
13	C.D.E. ULTIMA VUELTA	Luis Ruiz Moya			SEAT LEON MK 2	7	7	3	17:34.330	7 Vtas	4 Vtas	39.4	2	1:49.861	126.1
38	JORGE OTERO AGREDA	Jorge Otero Agreda			SEAT LEON MK 2	7	8								

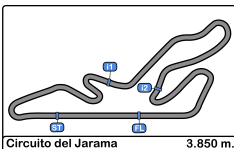
Vuelta Rápida Miguel Fernandez Yuste en 1:36.474 a 143.7 Km/h en la vuelta 2

Publicado a las:.....

Temp. Pista: 25.7 °C Temp. Aire: 13.9 °C Humedad: 44 % Estado Pista: DRY

Comisarios Deportivos:	Director de Carrera:	Cronometrador:
-------------------------------	-----------------------------	-----------------------





Circuito del Jarama

División 2

2ª Carrera


Resultados Provisionales por categoría



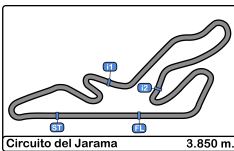
Cls	Nº	Concursante	Piloto 1	Piloto 2	Vehiculo	Cat	Cl	Vtas.	Tiempo	Dif 1º	Intervalo	Km/h	V.R.	Tiempo	Km/h
Categoría CLASICOS-LEGEND															
1	41	CLUB JARAMA SPORT	Diego Blanco Torrecilla		Porsche 928	C-L	1	9	18:03.939			115.0	4	1:56.364	119.1
Categoría 5															
1	66	C.D.E. ULTIMA VUELTA	José Alberto Vila Sainz		PEUGEOT 207 LW THP	5	1	9	16:44.070			124.2	4	1:49.329	126.7
2	30	SMC Junior Motorsport	Pablo Marcos Santamaria		RENAULT CLIO CUP III	5	2	SMC 9	16:58.518	1 Vta	14.448	122.4	5	1:51.021	124.8
3	28	SMC Junior Motorsport	Alejandro Geppert Romero		RENAULT CLIO CUP III	5	3	SMC 9	17:06.670	1 Vta	8.152	121.4	5	1:50.942	124.9
4	26	SMC Junior Motorsport	Juan Luis Argudo Lopez		RENAULT CLIO CUP III	5	4	SMC 9	17:32.249	1 Vta	25.579	118.5	5	1:53.530	122.0
5	20	SMC Junior Motorsport	Mario Alberto Moreno Rojas		RENAULT CLIO CUP III	5	5	SMC 9	17:34.947	1 Vta	2.698	118.2	3	1:53.388	122.2
Categoría 6															
1	27	SMC Junior Motorsport	Iñigo Moreno De Cala		RENAULT CLIO CUP IV	6	1	SMC 10	18:20.562			125.9	8	1:48.018	128.3
2	25	SMC Junior Motorsport	Javier Aguado Ortega		RENAULT CLIO CUP IV	6	2	SMC 10	18:23.002	1:42.348	2.440	125.6	5	1:48.529	127.7
3	34	R A C E	Eloy Iñigo Varas		SEAT LEON MK 1	6	3	9	16:44.710	1 Vta	1 Vta	124.1	7	1:49.969	126.0
No clasificados: (Requerimientos: 75% del número de vueltas del lider = 8 Vueltas)															
	15	R A C E	Carlos Esteban Garcia		RENAULT CLIO CUP IV	6	4	SMC 7	16:01.345	3 Vtas	2 Vtas	100.9	5	1:49.134	126.9
Categoría 7															
1	6	C.D.E. DEYSCOM SPORT	Francisco Comendador Romero		SUBARU WRX Sti	7	1	10	17:20.995			133.1	3	1:41.817	136.1
2	19	SMC Junior Motorsport	Enrique Hernando Alonso		PEUGEOT 308 Racing Cup	7	2	10	17:25.555	44.901	4.560	132.5	3	1:43.075	134.4
3	4	ISRAEL DE DANA MORALES	Israel De Ana Morales		SEAT LEON MK 2	7	3	10	17:43.571	1:02.917	18.016	130.3	5	1:45.121	131.8
4	29	SMC Junior Motorsport	Alfonso Colomina Fajardo		PEUGEOT 308 Racing Cup	7	4	10	17:56.059	1:15.405	12.488	128.8	9	1:45.783	131.0
5	17	CHEFO SPORT	<u>Thierry Malasaggne</u>	Frederic Billon	PEUGEOT 308 Racing Cup	7	5	10	18:03.921	1:23.267	7.862	127.8	6	1:47.154	129.3
6	12	OSCAR BARTOL LECLERE	Oscar Bartol Leclere		SEAT LEON MK 2	7	6	10	18:08.945	1:28.291	5.024	127.2	9	1:46.393	130.2
No clasificados: (Requerimientos: 75% del número de vueltas del lider = 8 Vueltas)															
	13	C.D.E. ULTIMA VUELTA	Luis Ruiz Moya		SEAT LEON MK 2	7	7	3	17:34.330	7 Vtas	7 Vtas	39.4	2	1:49.861	126.1
	38	JORGE OTERO AGREDA	Jorge Otero Agreda		SEAT LEON MK 2	7	8								
Categoría 8															
1	33	ANDRES SANCHEZ PEREZ	Juan Fco. Gastañaga Martínez		CUPRA TCR	8	1	10	17:55.837			128.8	4	1:45.616	131.2
2	32	SMC Junior Motorsport	Jesús Llorente Ramiro		Volkswagen Golf GTI TCR	8	2	9	17:06.328	1 Vta	1 Vta	121.5	4	1:50.776	125.1
Categoría 9															
1	11	MIGUEL FERNANDEZ YUST	Miguel Fernandez Yuste		KTM X-BOW	9	1	10	16:40.654			138.5	2	1:36.474	143.6
2	14	C.D.E. ULTIMA VUELTA	Ismael Arquero Saz		Porsche 911 Cup	9	2	10	16:44.223	3.569	3.569	138.0	5	1:39.250	139.6
3	10	IVAN FIESTAS SALYER	Ivan Fiestas Salyer		KTM X-BOW	9	3	10	16:44.724	4.070	0.501	137.9	10	1:39.159	139.7
4	22	CYL KARTING TEAM	<u>J. Miguel Valdés Serrano</u>	Jorge Valdés Laso	Porsche 997 GT3 CUP	9	4	10	17:39.947	59.293	55.223	130.7	7	1:42.647	135.0
5	45	CYL KARTING TEAM	Diego Camdano Conesa		Porsche 997 Cup	9	5	10	17:52.716	1:12.062	12.769	129.2	4	1:45.759	131.0

Publicado a las:.....

Temp. Pista: 25.7 °C Temp. Aire: 13.9 °C Humedad: 44 % Estado Pista: DRY

Comisarios Deportivos:	Director de Carrera:	Cronometrador: 
-------------------------------	-----------------------------	---





Circuito del Jarama

División 2

2ª Carrera

Resultados Provisionales por categoría



Cls	Nº	Concursante	Piloto 1	Piloto 2	Vehiculo	Cat	Cl	Vtas.	Tiempo	Dif 1º	Intervalo	Km/h	V.R.	Tiempo	Km/h
6	16	CHEFO SPORT	Pierre Arnaou		AUDI R8	9	6	9	17:04.866	1 Vta	1 Vta	121.7	6	1:49.071	127.0

Vuelta Rápida Miguel Fernandez Yuste en 1:36.474 a 143.7 Km/h en la vuelta 2

Publicado a las:.....

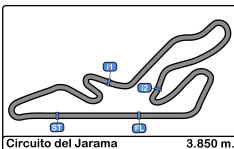
Temp. Pista: 25.7 °C Temp. Aire: 13.9 °C Humedad: 44 % Estado Pista: DRY

Comisarios Deportivos:

Director de Carrera:

Cronometrador:





Circuito del Jarama

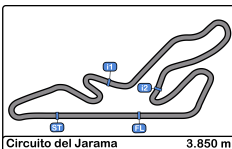
División 2

2ª Carrera

Clasificación Provisional por Vuelta Rápida de Piloto



Clas	Nº	Concursante	Vehiculo	Piloto	Cat	Clas	Vtas.	V.R	Tiempo	Dif 1º	Intervalo	Km/h
1	11	MIGUEL FERNANDEZ YUSTE	KTM X-BOW	Miguel Fernandez Yuste	9	1	10	2	1:36.474			143.6
2	10	IVAN FIESTAS SALYER	KTM X-BOW	Ivan Fiestas Salyer	9	2	10	10	1:39.159	2.685	2.685	139.7
3	14	C.D.E. ULTIMA VUELTA	Porsche 911 Cup	Ismael Arquero Saz	9	3	10	5	1:39.250	2.776	0.091	139.6
4	6	C.D.E. DEYSCOM SPORT	SUBARU WRX Sti	Francisco Comendador Romero	7	1	10	3	1:41.817	5.343	2.567	136.1
5	22	CYL KARTING TEAM	Porsche 997 GT3 CUP	J. Miguel Valdés Serrano	9	4	10	7	1:42.647	6.173	0.830	135.0
6	19	SMC Junior Motorsport	PEUGEOT 308 Racing Cup	Enrique Hernando Alonso	7	2	10	3	1:43.075	6.601	0.428	134.4
7	4	ISRAEL DE DANA MORALES	SEAT LEON MK 2	Israel De Ana Morales	7	3	10	5	1:45.121	8.647	2.046	131.8
8	33	ANDRES SANCHEZ PEREZ	CUPRA TCR	Juan Fco. Gastañaga Martinez	8	1	10	4	1:45.616	9.142	0.495	131.2
9	45	CYL KARTING TEAM	Porsche 997 Cup	Diego Camdano Conesa	9	5	10	4	1:45.759	9.285	0.143	131.0
10	29	SMC Junior Motorsport	PEUGEOT 308 Racing Cup	Alfonso Colomina Fajardo	7	4	10	9	1:45.783	9.309	0.024	131.0
11	12	OSCAR BARTOL LECLERE	SEAT LEON MK 2	Oscar Bartol Leclere	7	5	10	9	1:46.393	9.919	0.610	130.2
12	17	CHEFO SPORT	PEUGEOT 308 Racing Cup	Thierry Malasaggne	7	6	10	6	1:47.154	10.680	0.761	129.3
13	27	SMC Junior Motorsport	RENAULT CLIO CUP IV	Iñigo Moreno De Cala	6	SMC	1	10	1:48.018	11.544	0.864	128.3
14	25	SMC Junior Motorsport	RENAULT CLIO CUP IV	Javier Aguado Ortega	6	SMC	2	10	1:48.529	12.055	0.511	127.7
15	16	CHEFO SPORT	AUDI R8	Pierre Arnaou	9	6	9	6	1:49.071	12.597	0.542	127.0
16	15	R A C E	RENAULT CLIO CUP IV	Carlos Esteban Garcia	6	SMC	3	7	1:49.134	12.660	0.063	126.9
17	66	C.D.E. ULTIMA VUELTA	PEUGEOT 207 LW THP	José Alberto Vila Sainz	5	1	9	4	1:49.329	12.855	0.195	126.7
18	13	C.D.E. ULTIMA VUELTA	SEAT LEON MK 2	Luis Ruiz Moya	7	7	3	2	1:49.861	13.387	0.532	126.1
19	34	R A C E	SEAT LEON MK 1	Eloy Iñigo Varas	6	4	9	7	1:49.969	13.495	0.108	126.0
20	32	SMC Junior Motorsport	Volkswagen Golf GTI TCR	Jesús Llorente Ramiro	8	2	9	4	1:50.776	14.302	0.807	125.1
21	28	SMC Junior Motorsport	RENAULT CLIO CUP III	Alejandro Geppert Romero	5	SMC	2	9	1:50.942	14.468	0.166	124.9
22	30	SMC Junior Motorsport	RENAULT CLIO CUP III	Pablo Marcos Santamaria	5	SMC	3	9	1:51.021	14.547	0.079	124.8
23	20	SMC Junior Motorsport	RENAULT CLIO CUP III	Mario Alberto Moreno Rojas	5	SMC	4	9	1:53.388	16.914	2.367	122.2
24	26	SMC Junior Motorsport	RENAULT CLIO CUP III	Juan Luis Argudo Lopez	5	SMC	5	9	1:53.530	17.056	0.142	122.0
25	41	CLUB JARAMA SPORT	Porsche 928	Diego Blanco Torrecilla	C-L	1	9	4	1:56.364	19.890	2.834	119.1



Circuito del Jarama

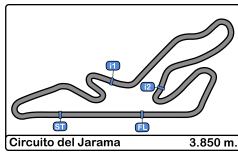
División 2

2ª Carrera

Distancia y Velocidad Media



Cls	Nº	Concursante	Piloto 1	Piloto 2	Vehiculo	Cat	Cls	Vtas.	Distancia	Tiempo	Km/h
1	11	MIGUEL FERNANDEZ YUST	Miguel Fernandez Yuste		KTM X-BOW	9	1	10	38.50	16:40.654	138.5
2	14	C.D.E. ULTIMA VUELTA	Ismael Arquero Saz		Porsche 911 Cup	9	2	10	38.50	16:44.223	138.0
3	10	IVAN FIESTAS SALYER	Ivan Fiestas Salyer		KTM X-BOW	9	3	10	38.50	16:44.724	137.9
4	6	C.D.E. DEYSCOM SPORT	Francisco Comendador Rome		SUBARU WRX Sti	7	1	10	38.50	17:20.995	133.1
5	19	SMC Junior Motorsport	Enrique Hernando Alonso		PEUGEOT 308 Racing Cup	7	2	10	38.50	17:25.555	132.5
6	22	CYL KARTING TEAM	J. Miguel Valdés Serrano	Jorge Valdés Laso	Porsche 997 GT3 CUP	9	4	10	38.50	17:39.947	130.7
7	4	ISRAEL DE DANA MORALES	Israel De Ana Morales		SEAT LEON MK 2	7	3	10	38.50	17:43.571	130.3
8	45	CYL KARTING TEAM	Diego Camdano Conesa		Porsche 997 Cup	9	5	10	38.50	17:52.716	129.2
9	33	ANDRES SANCHEZ PEREZ	Juan Fco. Gastañaga Martinez		CUPRA TCR	8	1	10	38.50	17:55.837	128.8
10	29	SMC Junior Motorsport	Alfonso Colomina Fajardo		PEUGEOT 308 Racing Cup	7	4	10	38.50	17:56.059	128.8
11	17	CHEFO SPORT	Thierry Malasaggne	Frederic Billon	PEUGEOT 308 Racing Cup	7	5	10	38.50	18:03.921	127.8
12	12	OSCAR BARTOL LECLERE	Oscar Bartol Leclere		SEAT LEON MK 2	7	6	10	38.50	18:08.945	127.2
13	27	SMC Junior Motorsport	Iñigo Moreno De Cala		RENAULT CLIO CUP IV	6	1	SMC 10	38.50	18:20.562	125.9
14	25	SMC Junior Motorsport	Javier Aguado Ortega		RENAULT CLIO CUP IV	6	2	SMC 10	38.50	18:23.002	125.6
15	66	C.D.E. ULTIMA VUELTA	José Alberto Vila Sainz		PEUGEOT 207 LW THP	5	1	9	34.65	16:44.070	124.2
16	34	R A C E	Eloy Iñigo Varas		SEAT LEON MK 1	6	3	9	34.65	16:44.710	124.1
17	30	SMC Junior Motorsport	Pablo Marcos Santamaria		RENAULT CLIO CUP III	5	2	SMC 9	34.65	16:58.518	122.4
18	16	CHEFO SPORT	Pierre Arnaou		AUDI R8	9	6	9	34.65	17:04.866	121.7
19	32	SMC Junior Motorsport	Jesús Llorente Ramiro		Volkswagen Golf GTI TCR	8	2	9	34.65	17:06.328	121.5
20	28	SMC Junior Motorsport	Alejandro Geppert Romero		RENAULT CLIO CUP III	5	3	SMC 9	34.65	17:06.670	121.4
21	26	SMC Junior Motorsport	Juan Luis Argudo Lopez		RENAULT CLIO CUP III	5	4	SMC 9	34.65	17:32.249	118.5
22	20	SMC Junior Motorsport	Mario Alberto Moreno Rojas		RENAULT CLIO CUP III	5	5	SMC 9	34.65	17:34.947	118.2
23	41	CLUB JARAMA SPORT	Diego Blanco Torrecilla		Porsche 928	C-L	1	9	34.65	18:03.939	115.0
No clasificados: (Requerimientos: 75% del número de vueltas del lider = 8 Vueltas)											
	15	R A C E	Carlos Esteban Garcia		RENAULT CLIO CUP IV	6	4	SMC 7	26.95	16:01.345	100.9
	13	C.D.E. ULTIMA VUELTA	Luis Ruiz Moya		SEAT LEON MK 2	7	7	3	11.55	17:34.330	39.4
	38	JORGE OTERO AGREDA	Jorge Otero Agreda		SEAT LEON MK 2	7	8				



Circuito del Jarama

División 2

2ª Carrera

Tiempos Por Vuelta



4							12								
1 Israel De Ana Morales SEAT LEON MK 2							1 Oscar Bartol Leclere SEAT LEON MK 2								
7 2 ISRAEL DE DANA MORALES							7 2 OSCAR BARTOL LECLERE								
Vta	D	Tiempo	Sector 1	Sector 2	Sector 3	V.Max	Elapsed	Vta	D	Tiempo	Sector 1	Sector 2	Sector 3	V.Max	Elapsed
1		1:49.175	43.583	35.609	29.983	133.4	1:49.175	1		1:59.178	50.503	38.396	30.279	88.0	1:59.178
2		1:46.369	41.023	35.623	29.723	204.9	3:35.544	2		1:48.507	41.801	36.545	30.161	198.5	3:47.685
3		1:46.404	40.971	35.705	29.728	205.3	5:21.948	3		1:48.253	41.570	36.468	30.215	204.9	5:35.938
4		1:45.715	41.050	34.852	29.813	206.1	7:07.663	4		1:48.659	41.822	36.540	30.297	207.2	7:24.597
5		1:45.121	40.659	35.002	29.460	216.0	8:52.784	5		1:47.398	41.360	35.904	30.134	204.9	9:11.995
6		1:45.516	40.839	35.103	29.574	213.8	10:38.300	6		1:47.206	41.483	35.678	30.045	204.1	10:59.201
7		1:45.590	40.855	35.196	29.539	213.8	12:23.890	7		1:47.428	41.698	35.858	29.872	206.5	12:46.629
8		1:45.833	40.620	35.786	29.427	209.7	14:09.723	8		1:47.331	41.710	35.722	29.899	204.9	14:33.960
9		1:45.922	40.960	35.278	29.684	206.8	15:55.645	9		1:46.393	41.199	35.595	29.599	222.2	16:20.353
10		1:47.926	41.111	35.562	31.253	213.8	17:43.571	10		1:48.592	41.213	36.017	31.362	212.1	18:08.945

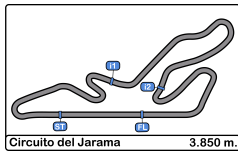
6							13								
1 Francisco Comendador Romero SUBARU WRX Sti							1 Luis Ruiz Moya SEAT LEON MK 2								
7 2 C.D.E. DEYSCOM SPORT							7 2 C.D.E. ULTIMA VUELTA								
Vta	D	Tiempo	Sector 1	Sector 2	Sector 3	V.Max	Elapsed	Vta	D	Tiempo	Sector 1	Sector 2	Sector 3	V.Max	Elapsed
1		1:44.739	41.673	34.465	28.601	124.8	1:44.739	1		13:54.373	12:45.337	38.265	30.771	106.5	13:54.373
2		1:42.500	39.518	34.497	28.485	223.6	3:27.239	2		1:49.861	42.379	36.596	30.886	207.2	15:44.234
3		1:41.817	39.892	33.452	28.473	215.1	5:09.056	3		1:50.096	42.398	36.235	31.463	203.0	17:34.330
4		1:42.113	40.019	33.501	28.593	217.7	6:51.169								
5		1:42.558	39.849	34.045	28.664	217.7	8:33.727								
6		1:42.755	40.131	33.883	28.741	216.0	10:16.482								
7		1:42.424	39.796	33.874	28.754	216.8	11:58.906								
8		1:43.124	40.170	34.355	28.599	206.8	13:42.030								
9		1:43.940	40.078	34.154	29.708	218.6	15:25.970								
10		1:55.025	43.307	37.700	34.018	204.9	17:20.995								

10							14								
1 Ivan Fiestas Salyer KTM X-BOW							1 Ismael Arquero Saz Porsche 911 Cup								
9 2 IVAN FIESTAS SALYER							9 2 C.D.E. ULTIMA VUELTA								
Vta	D	Tiempo	Sector 1	Sector 2	Sector 3	V.Max	Elapsed	Vta	D	Tiempo	Sector 1	Sector 2	Sector 3	V.Max	Elapsed
1		1:43.592	40.613	34.394	28.585	124.4	1:43.592	1		1:43.169	40.405	34.192	28.572	139.8	1:43.169
2		1:39.824	38.476	33.512	27.836	225.0	3:23.416	2		1:39.719	38.816	32.799	28.104	242.1	3:22.888
3		1:40.118	38.835	33.316	27.967	216.8	5:03.534	3		1:40.160	39.216	33.088	27.856	230.7	5:03.048
4		1:39.613	38.670	33.178	27.765	225.4	6:43.147	4		1:39.464	38.853	32.541	28.070	232.2	6:42.512
5		1:39.445	38.487	33.256	27.702	221.7	8:22.592	5		1:39.250	38.466	32.317	28.467	239.4	8:21.762
6		1:39.780	38.500	33.372	27.908	224.0	10:02.372	6		1:39.934	38.968	32.606	28.360	238.4	10:01.696
7		1:40.300	39.036	33.608	27.656	214.2	11:42.672	7		1:40.528	39.503	32.909	28.116	236.8	11:42.224
8		1:41.216	40.457	32.932	27.827	221.3	13:23.888	8		1:40.436	39.280	32.896	28.260	227.3	13:22.660
9		1:41.677	39.253	34.316	28.108	217.7	15:05.565	9		1:40.464	39.128	33.073	28.263	229.7	15:03.124
10		1:39.159	38.647	33.034	27.478	216.8	16:44.724	10		1:41.099	39.114	32.662	29.323	245.4	16:44.223

11							15								
1 Miguel Fernandez Yuste KTM X-BOW							1 Carlos Esteban Garcia RENAULT CLIO CUP IV								
9 2 MIGUEL FERNANDEZ YUSTE							6 2 R A C E								
Vta	D	Tiempo	Sector 1	Sector 2	Sector 3	V.Max	Elapsed	Vta	D	Tiempo	Sector 1	Sector 2	Sector 3	V.Max	Elapsed
1		1:37.742	38.363	31.997	27.382	135.0	1:37.742	1		1:56.174	48.277	37.055	30.842	137.5	1:56.174
2		1:36.474	38.129	31.541	26.804	225.0	3:14.216	2		1:49.512	41.884	37.003	30.625	206.1	3:45.686
3		1:36.931	37.821	32.030	27.080	226.4	4:51.147	3		1:49.265	41.917	36.969	30.379	206.1	5:34.951
4		1:40.313	39.224	32.975	28.114	223.1	6:31.460	4		1:49.343	42.109	36.705	30.529	202.2	7:24.294
5		1:40.831	39.571	33.401	27.859	200.3	8:12.291	5		1:49.134	42.127	36.611	30.396	194.9	9:13.428
6		1:40.776	38.926	33.455	28.395	213.0	9:53.067	6		1:49.300	41.922	36.758	30.620	205.7	11:02.728
7		1:40.547	38.939	33.661	27.947	209.7	11:33.614	7		4:58.617 P	1:27.999	1:55.855	1:34.763	201.4	16:01.345
8		1:43.010	39.412	34.451	29.147	219.5	13:16.624								
9		1:40.922	38.706	33.642	28.574	215.5	14:57.546								
10		1:43.108	39.906	35.191	28.011	210.5	16:40.654								

16							
1 Pierre Arnaou AUDI R8							
9 2 CHEFO SPORT							
Vta	D	Tiempo	Sector 1	Sector 2	Sector 3	V.Max	Elapsed
1		2:08.927	57.372	39.493	32.062	107.6	2:08.927
2		1:54.433	43.427	39.314	31.692	196.3	4:03.360
3		1:52.373	42.729	38.574	31.070	203.7	5:55.733
4		1:52.132	43.185	38.067	30.880	194.9	7:47.865
5		1:50.955	42.829	37.491	30.635	228.3	9:38.820
6		1:49.071	41.458	37.316	30.297	208.0	11:27.891
7		1:52.179	42.799	38.621	30.759	183.6	13:20.070
8		1:52.246	42.825	38.232	31.189	206.5	15:12.316
9		1:52.550	42.921	38.240	31.389	216.0	17:04.866





Circuito del Jarama

División 2

2ª Carrera

Tiempos Por Vuelta



17	1 Thierry Malasaggne	PEUGEOT 308 Racing Cup	25	1 Javier Aguado Ortega	RENAULT CLIO CUP IV
7	2 Frederic Billon	CHEFO SPORT	6	2	SMC Junior Motorsport

Vta	D	Tiempo	Sector 1	Sector 2	Sector 3	V.Max	Elapsed	Vta	D	Tiempo	Sector 1	Sector 2	Sector 3	V.Max	Elapsed
1	1	1:54.480	46.972	36.922	30.586	150.4	1:54.480	1	1	1:56.662	48.634	37.246	30.782	138.4	1:56.662
2	1	1:47.659	41.706	35.781	30.172	225.0	3:42.139	2	1	1:49.439	41.960	36.796	30.683	206.5	3:46.101
3	1	1:48.789	42.905	35.861	30.023	221.3	5:30.928	3	1	1:49.279	41.992	36.731	30.556	205.3	5:35.380
4	1	1:47.215	41.313	35.875	30.027	220.8	7:18.143	4	1	1:49.827	42.750	36.605	30.472	201.1	7:25.207
5	1	1:47.255	41.366	35.813	30.076	210.9	9:05.398	5	1	1:48.529	41.947	36.279	30.303	201.4	9:13.736
6	1	1:47.154	41.103	36.164	29.887	220.8	10:52.552	6	1	1:49.284	41.982	36.773	30.529	200.3	11:03.020
7	1	1:47.442	41.001	36.361	30.080	223.6	12:39.994	7	1	1:49.993	42.685	36.667	30.641	206.5	12:53.013
8	1	1:48.196	41.518	36.433	30.245	219.0	14:28.190	8	1	1:49.165	42.228	36.473	30.464	196.3	14:42.178
9	1	1:47.264	41.101	36.055	30.108	223.1	16:15.454	9	1	1:49.419	42.227	36.639	30.553	204.5	16:31.597
10	1	1:48.467	41.775	36.218	30.474	219.5	18:03.921	10	1	1:51.405	42.554	37.331	31.520	199.6	18:23.002

19	1 Enrique Hernando Alonso	PEUGEOT 308 Racing Cup	26	1 Juan Luis Argudo Lopez	RENAULT CLIO CUP III
7	2	SMC Junior Motorsport	5	2	SMC Junior Motorsport

Vta	D	Tiempo	Sector 1	Sector 2	Sector 3	V.Max	Elapsed	Vta	D	Tiempo	Sector 1	Sector 2	Sector 3	V.Max	Elapsed
1	1	1:46.091	42.278	34.701	29.112	133.4	1:46.091	1	1	2:05.843	53.043	39.754	33.046	142.6	2:05.843
2	1	1:43.437	39.953	34.377	29.107	223.1	3:29.528	2	1	1:55.242	44.466	38.875	31.901	180.6	4:01.085
3	1	1:43.075	39.768	34.407	28.900	225.4	5:12.603	3	1	1:54.511	43.668	38.401	32.442	182.4	5:55.596
4	1	1:43.462	39.947	34.374	29.141	223.6	6:56.065	4	1	1:54.355	43.950	38.586	31.819	189.4	7:49.951
5	1	1:43.934	40.224	34.619	29.091	221.7	8:39.999	5	1	1:53.530	43.440	38.075	32.015	196.7	9:43.481
6	1	1:43.896	40.304	34.363	29.229	223.1	10:23.895	6	1	1:55.005	43.672	39.176	32.157	188.1	11:38.486
7	1	1:43.813	39.906	34.524	29.383	224.5	12:07.708	7	1	1:54.902	44.634	38.255	32.013	187.5	13:33.388
8	1	1:44.633	40.342	34.712	29.579	222.2	13:52.341	8	1	1:56.606	43.217	38.057	35.332	197.8	15:29.994
9	1	1:45.256	40.448	34.387	30.421	221.7	15:37.597	9	1	2:02.255	47.523	41.543	33.189	189.4	17:32.249
10	1	1:47.958	41.175	35.484	31.299	220.4	17:25.555								

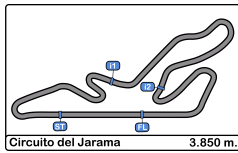
20	1 Mario Alberto Moreno Rojas	RENAULT CLIO CUP III	27	1 Iñigo Moreno De Cala	RENAULT CLIO CUP IV
5	2	SMC Junior Motorsport	6	2	SMC Junior Motorsport

Vta	D	Tiempo	Sector 1	Sector 2	Sector 3	V.Max	Elapsed	Vta	D	Tiempo	Sector 1	Sector 2	Sector 3	V.Max	Elapsed
1	1	2:05.249	52.584	39.960	32.705	139.7	2:05.249	1	1	1:57.077	49.154	37.202	30.721	147.1	1:57.077
2	1	1:55.186	44.741	38.729	31.716	185.5	4:00.435	2	1	1:49.528	42.137	36.810	30.581	197.4	3:46.605
3	1	1:53.388	43.297	38.504	31.587	192.5	5:53.823	3	1	1:50.081	42.061	37.248	30.772	201.1	5:36.686
4	1	1:54.118	43.739	38.546	31.833	185.5	7:47.941	4	1	1:49.066	42.078	36.627	30.361	206.8	7:25.752
5	1	1:53.678	43.474	38.528	31.676	193.5	9:41.619	5	1	1:48.709	41.941	36.492	30.276	201.8	9:14.461
6	1	1:54.454	43.296	38.685	32.473	191.1	11:36.073	6	1	1:48.877	41.756	36.767	30.354	206.1	11:03.338
7	1	1:56.544	44.567	40.129	31.848	195.6	13:32.617	7	1	1:49.957	42.844	36.749	30.364	204.1	12:53.295
8	1	1:56.741	43.434	38.205	35.102	191.8	15:29.358	8	1	1:48.018	41.612	36.018	30.388	210.5	14:41.313
9	1	2:05.589	51.841	39.474	34.274	191.4	17:34.947	9	1	1:48.548	41.871	36.300	30.377	208.8	16:29.861
								10	1	1:50.701	42.389	36.858	31.454	206.8	18:20.562

22	1 J. Miguel Valdés Serrano	Porsche 997 GT3 CUP	28	1 Alejandro Geppert Romero	RENAULT CLIO CUP III
9	2 Jorge Valdés Laso	CYL KARTING TEAM	5	2	SMC Junior Motorsport

Vta	D	Tiempo	Sector 1	Sector 2	Sector 3	V.Max	Elapsed	Vta	D	Tiempo	Sector 1	Sector 2	Sector 3	V.Max	Elapsed
1	1	1:54.962	47.739	36.609	30.614	124.8	1:54.962	1	1	2:03.904	52.264	39.402	32.238	125.7	2:03.904
2	1	1:47.711	41.956	35.638	30.117	223.6	3:42.673	2	1	1:55.238	45.596	38.095	31.547	189.4	3:59.142
3	1	1:46.778	41.498	35.032	30.248	216.4	5:29.451	3	1	1:51.948	42.996	37.691	31.261	193.2	5:51.090
4	1	1:43.993	40.154	34.590	29.249	225.9	7:13.444	4	1	1:51.421	42.673	37.505	31.243	195.2	7:42.511
5	1	1:45.212	40.483	34.663	30.066	216.4	8:58.656	5	1	1:50.942	42.499	37.390	31.053	195.6	9:33.453
6	1	1:44.279	39.838	34.759	29.682	224.5	10:42.935	6	1	1:53.265	43.838	38.043	31.384	194.9	11:26.718
7	1	1:42.647	39.736	33.817	29.094	226.8	12:25.582	7	1	1:54.875	44.512	38.993	31.370	166.4	13:21.593
8	1	1:44.386	39.955	35.140	29.291	233.2	14:09.968	8	1	1:52.415	43.162	37.522	31.731	189.8	15:14.008
9	1	1:43.167	39.311	34.594	29.262	234.2	15:53.135	9	1	1:52.662	42.745	38.096	31.821	191.4	17:06.670
10	1	1:46.812	40.696	34.800	31.316	225.9	17:39.947								





Circuito del Jarama

División 2

2ª Carrera

Tiempos Por Vuelta



29	1 Alfonso Colomina Fajardo	PEUGEOT 308 Racing Cup	34	1 Eloy Iñigo Varas	SEAT LEON MK 1
7	2	SMC Junior Motorsport	6	2	RACE

Vta	D	Tiempo	Sector 1	Sector 2	Sector 3	V.Max	Elapsed	Vta	D	Tiempo	Sector 1	Sector 2	Sector 3	V.Max	Elapsed
1		1:53.557	46.646	36.475	30.436	142.2	1:53.557	1		1:59.073	49.337	38.411	31.325	140.0	1:59.073
2		1:47.732	41.351	36.014	30.367	210.5	3:41.289	2		1:51.986	43.078	37.698	31.210	180.9	3:51.059
3		1:48.784	41.121	36.074	31.589	213.0	5:30.073	3		1:51.278	42.985	37.333	30.960	204.9	5:42.337
4		1:46.804	41.243	35.528	30.033	207.2	7:16.877	4		1:50.553	42.614	36.946	30.993	204.9	7:32.890
5		1:46.287	40.780	35.504	30.003	216.0	9:03.164	5		1:50.265	42.828	36.834	30.603	195.2	9:23.155
6		1:46.556	40.612	35.684	30.260	219.0	10:49.720	6		1:50.171	42.770	36.710	30.691	195.2	11:13.326
7		1:45.799	40.795	35.341	29.663	213.4	12:35.519	7		1:49.969	42.621	36.801	30.547	201.8	13:03.295
8		1:46.317	40.641	35.834	29.842	219.0	14:21.836	8		1:50.043	42.489	37.110	30.444	204.5	14:53.338
9		1:45.783	40.804	35.282	29.697	214.2	16:07.619	9		1:51.372	42.242	37.705	31.425	203.3	16:44.710
10		1:48.440	41.160	37.113	30.167	211.7	17:56.059								

30	1 Pablo Marcos Santamaria	RENAULT CLIO CUP III	41	1 Diego Blanco Torrecilla	Porsche 928
5	2	SMC Junior Motorsport	C-L	2	CLUB JARAMA SPORT

Vta	D	Tiempo	Sector 1	Sector 2	Sector 3	V.Max	Elapsed	Vta	D	Tiempo	Sector 1	Sector 2	Sector 3	V.Max	Elapsed
1		2:00.737	50.175	39.188	31.374	134.4	2:00.737	1		2:02.588	51.329	39.040	32.219	138.1	2:02.588
2		1:52.015	42.741	37.974	31.300	198.1	3:52.752	2		2:10.944	58.298	40.193	32.453	180.3	4:13.532
3		1:53.052	43.346	37.637	32.069	199.2	5:45.804	3		1:57.317	45.405	39.045	32.867	173.0	6:10.849
4		1:52.745	43.290	37.985	31.470	193.2	7:38.549	4		1:56.364	44.923	38.934	32.507	170.3	8:07.213
5		1:51.021	42.726	37.057	31.238	196.7	9:29.570	5		1:58.248	45.781	39.150	33.317	172.5	10:05.461
6		1:51.342	42.552	37.369	31.421	197.0	11:20.912	6		1:58.156	45.373	39.069	33.714	169.5	12:03.617
7		1:51.468	42.910	37.393	31.165	195.2	13:12.380	7		1:58.284	45.608	39.607	33.069	177.0	14:01.901
8		1:53.313	43.875	37.890	31.548	194.5	15:05.693	8		2:00.049	46.476	40.056	33.517	151.4	16:01.950
9		1:52.825	42.876	37.872	32.077	199.6	16:58.518	9		2:01.989	46.099	41.046	34.844	183.0	18:03.939

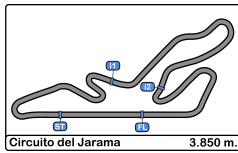
32	1 Jesús Llorente Ramiro	Volkswagen Golf GTI TCR	45	1 Diego Camdano Conesa	Porsche 997 Cup
8	2	SMC Junior Motorsport	9	2	CYL KARTING TEAM

Vta	D	Tiempo	Sector 1	Sector 2	Sector 3	V.Max	Elapsed	Vta	D	Tiempo	Sector 1	Sector 2	Sector 3	V.Max	Elapsed
1		2:03.438	51.918	38.992	32.528	139.8	2:03.438	1		1:50.412	44.825	35.729	29.858	148.1	1:50.412
2		1:55.295	45.539	37.875	31.881	210.1	3:58.733	2		1:47.427	41.271	36.409	29.747	198.8	3:37.839
3		1:51.946	42.904	37.444	31.598	216.4	5:50.679	3		1:46.338	40.766	35.932	29.640	204.5	5:24.177
4		1:50.776	42.377	37.187	31.212	214.2	7:41.455	4		1:45.759	40.388	35.895	29.476	204.1	7:09.936
5		1:50.861	42.360	37.225	31.276	213.0	9:32.316	5		1:46.310	40.661	36.249	29.400	207.6	8:56.246
6		1:52.039	42.926	37.743	31.370	210.9	11:24.355	6		1:47.150	40.986	35.959	30.205	202.6	10:43.396
7		1:52.264	42.904	37.556	31.804	212.5	13:16.619	7		1:46.375	41.177	35.453	29.745	212.5	12:29.771
8		1:54.504	43.616	39.036	31.852	200.0	15:11.123	8		1:46.549	40.727	36.258	29.564	208.4	14:16.320
9		1:55.205	44.860	38.372	31.973	210.9	17:06.328	9		1:47.182	41.069	36.327	29.786	198.1	16:03.502
10								10		1:49.214	41.963	36.625	30.626	192.5	17:52.716

33	1 Juan Fco. Gastañaga Martinez	CUPRA TCR	66	1 José Alberto Vila Sainz	PEUGEOT 207 LW THP
8	2	ANDRES SANCHEZ PEREZ	5	2	C.D.E. ULTIMA VUELTA

Vta	D	Tiempo	Sector 1	Sector 2	Sector 3	V.Max	Elapsed	Vta	D	Tiempo	Sector 1	Sector 2	Sector 3	V.Max	Elapsed
1		1:51.150	45.546	36.095	29.509	137.2	1:51.150	1		1:57.440	49.812	37.174	30.454	146.9	1:57.440
2		1:47.555	41.541	36.229	29.785	198.8	3:38.705	2		1:49.573	42.334	36.696	30.543	192.1	3:47.013
3		1:47.170	41.316	36.147	29.707	192.5	5:25.875	3		1:50.002	42.932	36.537	30.533	199.6	5:37.015
4		1:45.616	40.566	35.719	29.331	200.7	7:11.491	4		1:49.329	42.351	36.589	30.389	199.2	7:26.344
5		1:46.407	41.054	35.627	29.726	195.2	8:57.898	5		1:49.928	42.491	36.822	30.615	198.8	9:16.272
6		1:47.466	41.873	35.910	29.683	190.8	10:45.364	6		1:50.942	42.897	37.182	30.863	203.3	11:07.214
7		1:46.211	41.033	35.626	29.552	199.2	12:31.575	7		1:52.187	43.333	37.710	31.144	188.1	12:59.401
8		1:48.048	41.343	36.516	30.189	189.8	14:19.623	8		1:52.906	43.264	38.613	31.029	196.3	14:52.307
9		1:46.674	41.347	35.833	29.494	196.7	16:06.297	9		1:51.763	43.004	37.245	31.514	190.1	16:44.070
10		1:49.540	42.196	36.934	30.410	187.5	17:55.837								





Circuito del Jarama

División 2

2ª Carrera

Análisis



Num	Tiempo Vta.	Dif. 1º
-----	-------------	---------

Vta 1

11	1:37.742	
14	1:43.169	05.427
10	1:43.592	05.850
6	1:44.739	06.997
19	1:46.091	08.349
4	1:49.175	11.433
45	1:50.412	12.670
33	1:51.150	13.408
29	1:53.557	15.815
17	1:54.480	16.738
22	1:54.962	17.220
15	1:56.174	18.432
25	1:56.662	18.920
27	1:57.077	19.335
66	1:57.440	19.698
34	1:59.073	21.331
12	1:59.178	21.436
30	2:00.737	22.995
41	2:02.588	24.846
32	2:03.438	25.696
28	2:03.904	26.162
20	2:05.249	27.507
26	2:05.843	28.101
16	2:08.927	31.185

Num	Tiempo Vta.	Dif. 1º
-----	-------------	---------

27	1:49.528	32.389
66	1:49.573	32.797
12	1:48.507	33.469
34	1:51.986	36.843
30	1:52.015	38.536
32	1:55.295	44.517
28	1:55.238	44.926
20	1:55.186	46.219
26	1:55.242	46.869
16	1:54.433	49.144
41	2:10.944	59.316
11	1:36.931	
14	1:40.160	11.901
10	1:40.118	12.387
6	1:41.817	17.909
19	1:43.075	21.456
4	1:46.404	30.801
45	1:46.338	33.030
33	1:47.170	34.728
22	1:46.778	38.304
29	1:48.784	38.926
17	1:48.789	39.781
15	1:49.265	43.804
25	1:49.279	44.233
12	1:48.253	44.791
27	1:50.081	45.539
66	1:50.002	45.868
34	1:51.278	51.190
30	1:53.052	54.657
32	1:51.946	59.532
28	1:51.948	59.943
20	1:53.388	1:02.676
26	1:54.511	1:04.449
16	1:52.373	1:04.586
41	1:57.317	1:19.702
11	1:40.313	
14	1:39.464	11.052

Num	Tiempo Vta.	Dif. 1º
-----	-------------	---------

Vta 2

11	1:36.474	
14	1:39.719	08.672
10	1:39.824	09.200
6	1:42.500	13.023
19	1:43.437	15.312
4	1:46.369	21.328
45	1:47.427	23.623
33	1:47.555	24.489
29	1:47.732	27.073
17	1:47.659	27.923
22	1:47.711	28.457
15	1:49.512	31.470
25	1:49.439	31.885

Num	Tiempo Vta.	Dif. 1º
-----	-------------	---------

27	1:49.066	54.292
66	1:49.329	54.884
34	1:50.553	1:01.430
30	1:52.745	1:07.089
32	1:50.776	1:09.995
28	1:51.421	1:11.051
16	1:52.132	1:16.405
20	1:54.118	1:16.481
26	1:54.355	1:18.491
41	1:56.364	1:35.753
11	1:40.831	
14	1:39.250	09.471
10	1:39.445	10.301
6	1:42.558	21.436
19	1:43.934	27.708
4	1:45.121	40.493
45	1:46.310	43.955
33	1:46.407	45.607
22	1:45.212	46.365
29	1:46.287	50.873
17	1:47.255	53.107
12	1:47.398	59.704
15	1:49.134	1:01.137
25	1:48.529	1:01.445
27	1:48.709	1:02.170
66	1:49.928	1:03.981
34	1:50.265	1:10.864

Num	Tiempo Vta.	Dif. 1º
-----	-------------	---------

30	1:51.021	1:17.279
32	1:50.861	1:20.025
28	1:50.942	1:21.162
16	1:50.955	1:26.529
20	1:53.678	1:29.328
26	1:53.530	1:31.190
22	1:42.647	51.968
45	1:46.375	56.157
33	1:46.211	57.961
29	1:45.799	1:01.905
17	1:47.442	1:06.380
12	1:47.428	1:13.015
25	1:49.993	1:19.399
27	1:49.957	1:19.681
66	1:52.187	1:25.787
34	1:49.969	1:29.681
30	1:51.468	1:38.766
32	1:52.264	1:43.005
11	1:40.776	
14	1:39.934	08.629
10	1:39.780	09.305
41	1:58.248	1 Lap
6	1:42.755	23.415
19	1:43.896	30.828
4	1:45.516	45.233
22	1:44.279	49.868
45	1:47.150	50.329
33	1:47.466	52.297
29	1:46.556	56.653
17	1:47.154	59.485
12	1:47.206	1:06.134
15	1:49.300	1:09.661
25	1:49.284	1:09.953
27	1:48.877	1:10.271
66	1:50.942	1:14.147
34	1:50.171	1:20.259
30	1:51.342	1:27.845
32	1:52.039	1:31.288
28	1:53.265	1:33.651
16	1:49.071	1:34.824
11	1:40.547	
20	1:54.454	1 Lap
26	1:55.005	1 Lap
14	1:40.528	08.610
10	1:40.300	09.058
6	1:42.424	25.292
41	1:58.156	1 Lap
19	1:43.813	34.094
4	1:45.590	50.276

Num	Tiempo Vta.	Dif. 1º
-----	-------------	---------

11	1:40.922	
14	1:40.464	05.578
10	1:41.677	08.019

Num	Tiempo Vta.	Dif. 1º
-----	-------------	---------

Vta 5

11	1:40.831	
14	1:39.250	09.471
10	1:39.445	10.301
6	1:42.558	21.436
19	1:43.934	27.708
4	1:45.121	40.493
45	1:46.310	43.955
33	1:46.407	45.607
22	1:45.212	46.365
29	1:46.287	50.873
17	1:47.255	53.107
12	1:47.398	59.704
15	1:49.134	1:01.137
25	1:48.529	1:01.445
27	1:48.709	1:02.170
66	1:49.928	1:03.981
34	1:50.265	1:10.864

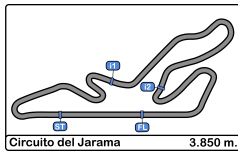
Num	Tiempo Vta.	Dif. 1º
-----	-------------	---------

30	1:51.021	1:17.279
32	1:50.861	1:20.025
28	1:50.942	1:21.162
16	1:50.955	1:26.529
20	1:53.678	1:29.328
26	1:53.530	1:31.190
22	1:42.647	51.968
45	1:46.375	56.157
33	1:46.211	57.961
29	1:45.799	1:01.905
17	1:47.442	1:06.380
12	1:47.428	1:13.015
25	1:49.993	1:19.399
27	1:49.957	1:19.681
66	1:52.187	1:25.787
34	1:49.969	1:29.681
30	1:51.468	1:38.766
32	1:52.264	1:43.005
11	1:40.776	
14	1:39.934	08.629
10	1:39.780	09.305
41	1:58.248	1 Lap
6	1:42.755	23.415
19	1:43.896	30.828
4	1:45.516	45.233
22	1:44.279	49.868
45	1:47.150	50.329
33	1:47.466	52.297
29	1:46.556	56.653
17	1:47.154	59.485
12	1:47.206	1:06.134
15	1:49.300	1:09.661
25	1:49.284	1:09.953
27	1:48.877	1:10.271
66	1:50.942	1:14.147
34	1:50.171	1:20.259
30	1:51.342	1:27.845
32	1:52.039	1:31.288
28	1:53.265	1:33.651
16	1:49.071	1:34.824
11	1:40.547	
20	1:54.454	1 Lap
26	1:55.005	1 Lap
14	1:40.528	08.610
10	1:40.300	09.058
6	1:42.424	25.292
41	1:58.156	1 Lap
19	1:43.813	34.094
4	1:45.590	50.276

Num	Tiempo Vta.	Dif. 1º
-----	-------------	---------

11	1:40.922	
14	1:40.464	05.578
10	1:41.677	08.019





Circuito del Jarama

División 2

2ª Carrera

Análisis



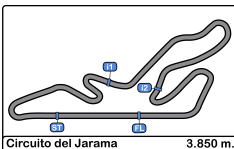
30	1:53.313	1 Lap	17	1:48.467	1:23.267
32	1:54.504	1 Lap	41	2:01.989	1 Lap
16	1:52.246	1 Lap	12	1:48.592	1:28.291
28	1:52.415	1 Lap	27	1:50.701	1:39.908
6	1:43.940	28.424	25	1:51.405	1:42.348
20	1:56.741	1 Lap			
26	1:56.606	1 Lap			
19	1:45.256	40.051			
13	1:49.861	7 Laps			
22	1:43.167	55.589			
4	1:45.922	58.099			
15	4:58.617	2 Laps			
41	2:00.049	1 Lap			
45	1:47.182	1:05.956			
33	1:46.674	1:08.751			
29	1:45.783	1:10.073			
17	1:47.264	1:17.908			
12	1:46.393	1:22.807			
27	1:48.548	1:32.315			
25	1:49.419	1:34.051			

Num **Tiempo Vta.** **Dif. 1º**

Vta 10

11	1:43.108	
66	1:51.763	1 Lap
14	1:41.099	03.569
34	1:51.372	1 Lap
10	1:39.159	04.070
30	1:52.825	1 Lap
16	1:52.550	1 Lap
32	1:55.205	1 Lap
28	1:52.662	1 Lap
6	1:55.025	40.341
19	1:47.958	44.901
26	2:02.255	1 Lap
13	1:50.096	7 Laps
20	2:05.589	1 Lap
22	1:46.812	59.293
4	1:47.926	1:02.917
45	1:49.214	1:12.062
33	1:49.540	1:15.183
29	1:48.440	1:15.405





Circuito del Jarama

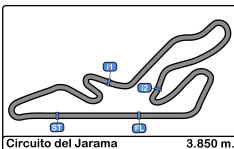
División 2

2ª Carrera

Mejores Sectores



Sector - 1				Sector - 2				Sector - 3				Vuelta Ideal vs Mejor Vuelta				
Clas	Nº	Piloto	Tiempo	Nº	Piloto	Tiempo	Nº	Piloto	Tiempo	Clas	Nº	Piloto	Vta. Ideal	Mejor V.	Clas	
1	11	Miguel Fernandez Yust	37.821	11	Miguel Fernandez Yust	31.541	11	Miguel Fernandez Yust	26.804	1	11	Miguel Fernandez Yust	1:36.166	1:36.474	1	
2	14	Ismael Arquero Saz	38.466	14	Ismael Arquero Saz	32.317	10	Ivan Fiestas Salyer	27.478	2	14	Ismael Arquero Saz	1:38.639	1:39.250	3	
3	10	Ivan Fiestas Salyer	38.476	10	Ivan Fiestas Salyer	32.932	14	Ismael Arquero Saz	27.856	3	10	Ivan Fiestas Salyer	1:38.886	1:39.159	2	
4	22	Valdés - Valdés	39.311	6	Francisco Comendador	33.452	6	Francisco Comendador	28.473	4	6	Francisco Comendador	1:41.443	1:41.817	4	
5	6	Francisco Comendador	39.518	22	Valdés - Valdés	33.817	19	Enrique Hernando Alonso	28.900	5	22	Valdés - Valdés	1:42.222	1:42.647	5	
6	19	Enrique Hernando Alonso	39.768	19	Enrique Hernando Alonso	34.363	22	Valdés - Valdés	29.094	6	19	Enrique Hernando Alonso	1:43.031	1:43.075	6	
7	45	Diego Camdano Cones	40.388	4	Israel De Ana Morales	34.852	33	Juan Fco. Gastañaga	29.331	7	4	Israel De Ana Morales	1:44.899	1:45.121	7	
8	33	Juan Fco. Gastañaga	40.566	29	Alfonso Colomina Fajardo	35.282	45	Diego Camdano Cones	29.400	8	45	Diego Camdano Cones	1:45.241	1:45.759	9	
9	29	Alfonso Colomina Fajardo	40.612	45	Diego Camdano Cones	35.453	4	Israel De Ana Morales	29.427	9	33	Juan Fco. Gastañaga	1:45.523	1:45.616	8	
10	4	Israel De Ana Morales	40.620	12	Oscar Bartol Leclere	35.595	12	Oscar Bartol Leclere	29.599	10	29	Alfonso Colomina Fajardo	1:45.557	1:45.783	10	
11	17	Malasaggne - Billon	41.001	33	Juan Fco. Gastañaga	35.626	29	Alfonso Colomina Fajardo	29.663	11	12	Oscar Bartol Leclere	1:46.393	1:46.393	11	
12	12	Oscar Bartol Leclere	41.199	17	Malasaggne - Billon	35.781	17	Malasaggne - Billon	29.887	12	17	Malasaggne - Billon	1:46.669	1:47.154	12	
13	16	Pierre Arnaou	41.458	27	Iñigo Moreno De Cala	36.018	27	Iñigo Moreno De Cala	30.276	13	27	Iñigo Moreno De Cala	1:47.906	1:48.018	13	
14	27	Iñigo Moreno De Cala	41.612	13	Luis Ruiz Moya	36.235	16	Pierre Arnaou	30.297	14	25	Javier Aguado Ortega	1:48.529	1:48.529	14	
15	15	Carlos Esteban Garcia	41.884	25	Javier Aguado Ortega	36.279	25	Javier Aguado Ortega	30.303	15	15	Carlos Esteban Garcia	1:48.874	1:49.134	16	
16	25	Javier Aguado Ortega	41.947	66	José Alberto Vila Sainz	36.537	15	Carlos Esteban Garcia	30.379	16	16	Pierre Arnaou	1:49.071	1:49.071	15	
17	34	Eloy Iñigo Varas	42.242	15	Carlos Esteban Garcia	36.611	66	José Alberto Vila Sainz	30.389	17	66	José Alberto Vila Sainz	1:49.260	1:49.329	17	
18	66	José Alberto Vila Sainz	42.334	34	Eloy Iñigo Varas	36.710	34	Eloy Iñigo Varas	30.444	18	13	Luis Ruiz Moya	1:49.385	1:49.861	18	
19	32	Jesús Llorente Ramiro	42.360	30	Pablo Marcos Santamaria	37.057	13	Luis Ruiz Moya	30.771	19	34	Eloy Iñigo Varas	1:49.396	1:49.969	19	
20	13	Luis Ruiz Moya	42.379	32	Jesús Llorente Ramiro	37.187	28	Alejandro Geppert	31.053	20	32	Jesús Llorente Ramiro	1:50.759	1:50.776	20	
21	28	Alejandro Geppert	42.499	16	Pierre Arnaou	37.316	30	Pablo Marcos Santamaria	31.165	21	30	Pablo Marcos Santamaria	1:50.774	1:51.021	22	
22	30	Pablo Marcos Santamaria	42.552	28	Alejandro Geppert	37.390	32	Jesús Llorente Ramiro	31.212	22	28	Alejandro Geppert	1:50.942	1:50.942	21	
23	26	Juan Luis Argudo Lope	43.217	26	Juan Luis Argudo Lope	38.057	20	Mario Alberto Moreno Rojas	31.587	23	20	Mario Alberto Moreno Rojas	1:53.088	1:53.388	23	
24	20	Mario Alberto Moreno Rojas	43.296	20	Mario Alberto Moreno Rojas	38.205	26	Juan Luis Argudo Lope	31.819	24	26	Juan Luis Argudo Lope	1:53.093	1:53.530	24	
25	41	Diego Blanco Torrecilla	44.923	41	Diego Blanco Torrecilla	38.934	41	Diego Blanco Torrecilla	32.219	25	41	Diego Blanco Torrecilla	1:56.076	1:56.364	25	



Circuito del Jarama

División 2

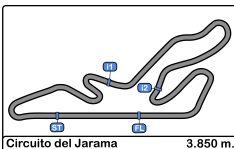
2ª Carrera

Secuencia Líder



<u>Nº</u>	<u>Concursante</u>	<u>Piloto 1</u>	<u>Piloto 2</u>	<u>Vehículo</u>	<u>Cat</u>	<u>Vta. Inici</u>	<u>Vta. Fin</u>	<u>Vtas.</u>	<u>Total Vtas.</u>
11	MIGUEL FERNANDEZ YUSTE	Miguel Fernandez Yuste		KTM X-BOW	9	1	10	10	10





Circuito del Jarama

División 2

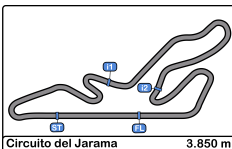
2ª Carrera

5 Mejores Tiempos



Cl	Nº	Concursante	Piloto 1	Piloto 2	Vehiculo	Cat	Cl	Mejor 1		Mejor 2		Mejor 3		Mejor 4		Mejor 5	
								Tiempo	Vta.	Tiempo	Vta.	Tiempo	Vta.	Tiempo	Vta.	Tiempo	Vta.
1	11	MIGUEL FERNANDEZ YUSTE	Miguel Fernandez Yuste		KTM X-BOW	9	1	1:36.474	2	1:36.931	3	1:37.742	1	1:40.313	4	1:40.547	7
2	10	IVAN FIESTAS SALYER	Ivan Fiestas Salyer		KTM X-BOW	9	2	1:39.159	10	1:39.445	5	1:39.613	4	1:39.780	6	1:39.824	2
3	14	C.D.E. ULTIMA VUELTA	Ismael Arquero Saz		Porsche 911 Cup	9	3	1:39.250	5	1:39.464	4	1:39.719	2	1:39.934	6	1:40.160	3
4	6	C.D.E. DEYSCOM SPORT	Francisco Comendador Romero		SUBARU WRX Sti	7	1	1:41.817	3	1:42.113	4	1:42.424	7	1:42.500	2	1:42.558	5
5	22	CYL KARTING TEAM	J. Miguel Valdés Serrano	Jorge Valdés Laso	Porsche 997 GT3 CUP	9	4	1:42.647	7	1:43.167	9	1:43.993	4	1:44.279	6	1:44.386	8
6	19	SMC Junior Motorsport	Enrique Hernando Alonso		PEUGEOT 308 Racing Cup	7	2	1:43.075	3	1:43.437	2	1:43.462	4	1:43.813	7	1:43.896	6
7	4	ISRAEL DE DANA MORALES	Israel De Ana Morales		SEAT LEON MK 2	7	3	1:45.121	5	1:45.516	6	1:45.590	7	1:45.715	4	1:45.833	8
8	33	ANDRES SANCHEZ PEREZ	Juan Fco. Gastañaga Martinez		CUPRA TCR	8	1	1:45.616	4	1:46.211	7	1:46.407	5	1:46.674	9	1:47.170	3
9	45	CYL KARTING TEAM	Diego Camdano Conesa		Porsche 997 Cup	9	5	1:45.759	4	1:46.310	5	1:46.338	3	1:46.375	7	1:46.549	8
10	29	SMC Junior Motorsport	Alfonso Colomina Fajardo		PEUGEOT 308 Racing Cup	7	4	1:45.783	9	1:45.799	7	1:46.287	5	1:46.317	8	1:46.556	6
11	12	OSCAR BARTOL LECLERE	Oscar Bartol Leclere		SEAT LEON MK 2	7	5	1:46.393	9	1:47.206	6	1:47.331	8	1:47.398	5	1:47.428	7
12	17	CHEFO SPORT	Thierry Malasaggne	Frederic Billon	PEUGEOT 308 Racing Cup	7	6	1:47.154	6	1:47.215	4	1:47.255	5	1:47.264	9	1:47.442	7
13	27	SMC Junior Motorsport	Iñigo Moreno De Cala		RENAULT CLIO CUP IV	6	1	SMC 1:48.018	8	1:48.548	9	1:48.709	5	1:48.877	6	1:49.066	4
14	25	SMC Junior Motorsport	Javier Aguado Ortega		RENAULT CLIO CUP IV	6	2	SMC 1:48.529	5	1:49.165	8	1:49.279	3	1:49.284	6	1:49.419	9
15	16	CHEFO SPORT	Pierre Amaou		AUDI R8	9	6	1:49.071	6	1:50.955	5	1:52.132	4	1:52.179	7	1:52.246	8
16	15	R A C E	Carlos Esteban Garcia		RENAULT CLIO CUP IV	6	3	SMC 1:49.134	5	1:49.265	3	1:49.300	6	1:49.343	4	1:49.512	2
17	66	C.D.E. ULTIMA VUELTA	José Alberto Vila Sainz		PEUGEOT 207 LW THP	5	1	1:49.329	4	1:49.573	2	1:49.928	5	1:50.002	3	1:50.942	6
18	13	C.D.E. ULTIMA VUELTA	Luis Ruiz Moya		SEAT LEON MK 2	7	7	1:49.861	2	1:50.096	3	13:54.37	1				
19	34	R A C E	Eloy Iñigo Varas		SEAT LEON MK 1	6	4	1:49.969	7	1:50.043	8	1:50.171	6	1:50.265	5	1:50.553	4
20	32	SMC Junior Motorsport	Jesús Llorente Ramiro		Volkswagen Golf GTI TCR	8	2	1:50.776	4	1:50.861	5	1:51.946	3	1:52.039	6	1:52.264	7
21	28	SMC Junior Motorsport	Alejandro Geppert Romero		RENAULT CLIO CUP III	5	2	SMC 1:50.942	5	1:51.421	4	1:51.948	3	1:52.415	8	1:52.662	9
22	30	SMC Junior Motorsport	Pablo Marcos Santamaria		RENAULT CLIO CUP III	5	3	SMC 1:51.021	5	1:51.342	6	1:51.468	7	1:52.015	2	1:52.745	4
23	20	SMC Junior Motorsport	Mario Alberto Moreno Rojas		RENAULT CLIO CUP III	5	4	SMC 1:53.388	3	1:53.678	5	1:54.118	4	1:54.454	6	1:55.186	2
24	26	SMC Junior Motorsport	Juan Luis Argudo Lopez		RENAULT CLIO CUP III	5	5	SMC 1:53.530	5	1:54.355	4	1:54.511	3	1:54.902	7	1:55.005	6
25	41	CLUB JARAMA SPORT	Diego Blanco Torrecilla		Porsche 928	C-L	1	1:56.364	4	1:57.317	3	1:58.156	6	1:58.248	5	1:58.284	7





Circuito del Jarama

División 2

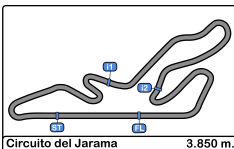
2ª Carrera

5 Mejores Velocidades



Cl	Nº	Concursante	Piloto 1	Piloto 2	Vehiculo	Cat	Cl	V. Max. 1		V. Max. 2		V. Max. 3		V. Max. 4		V. Max. 5		Avg
								Km/h	Vta.	Km/h	Vta.	Km/h	Vta.	Km/h	Vta.	Km/h	Vta.	
1	14	C.D.E. ULTIMA VUELTA	Ismael Arquero Saz		Porsche 911 Cup	9	1	245.4	10	242.1	2	239.4	5	238.4	6	236.8	7	240.4
2	22	CYL KARTING TEAM	J. Miguel Valdés Serrano	Jorge Valdés Laso	Porsche 997 GT3 CUP	9	2	234.2	9	233.2	8	226.8	7	225.9	4	225.9	10	229.2
3	16	CHEFO SPORT	Pierre Arnaou		AUDI R8	9	3	228.3	5	216.0	9	208.0	6	206.5	8	203.7	3	212.5
4	11	MIGUEL FERNANDEZ YUSTE	Miguel Fernandez Yuste		KTM X-BOW	9	4	226.4	3	225.0	2	223.1	4	219.5	8	215.5	9	221.9
5	10	IVAN FIESTAS SALYER	Ivan Fiestas Salyer		KTM X-BOW	9	5	225.4	4	225.0	2	224.0	6	221.7	5	221.3	8	223.5
6	19	SMC Junior Motorsport	Enrique Hernando Alonso		PEUGEOT 308 Racing Cup	7	1	225.4	3	224.5	7	223.6	4	223.1	2	223.1	6	223.9
7	17	CHEFO SPORT	Thierry Malasaggne	Frederic Billon	PEUGEOT 308 Racing Cup	7	2	225.0	2	223.6	7	223.1	9	221.3	3	220.8	4	222.7
8	6	C.D.E. DEYSCOM SPORT	Francisco Comendador Romero		SUBARU WRX Sti	7	3	223.6	2	218.6	9	217.7	4	217.7	5	216.8	7	218.9
9	12	OSCAR BARTOL LECLERE	Oscar Bartol Leclere		SEAT LEON MK 2	7	4	222.2	9	212.1	10	207.2	4	206.5	7	204.9	3	210.6
10	29	SMC Junior Motorsport	Alfonso Colomina Fajardo		PEUGEOT 308 Racing Cup	7	5	219.0	6	219.0	8	216.0	5	214.2	9	213.4	7	216.3
11	32	SMC Junior Motorsport	Jesús Llorente Ramiro		Volkswagen Golf GTI TCR	8	1	216.4	3	214.2	4	213.0	5	212.5	7	210.9	6	213.4
12	4	ISRAEL DE DANA MORALES	Israel De Ana Morales		SEAT LEON MK 2	7	6	216.0	5	213.8	6	213.8	7	213.8	10	209.7	8	213.4
13	45	CYL KARTING TEAM	Diego Camdano Conesa		Porsche 997 Cup	9	6	212.5	7	208.4	8	207.6	5	204.5	3	204.1	4	207.4
14	27	SMC Junior Motorsport	Iñigo Moreno De Cala		RENAULT CLIO CUP IV	6	1	SMC 210.5	8	208.8	9	206.8	4	206.8	10	206.1	6	207.8
15	13	C.D.E. ULTIMA VUELTA	Luis Ruiz Moya		SEAT LEON MK 2	7	7	207.2	2	203.0	3	106.5	1					172.2
16	25	SMC Junior Motorsport	Javier Aguado Ortega		RENAULT CLIO CUP IV	6	2	SMC 206.5	2	206.5	7	205.3	3	204.5	9	201.4	5	204.8
17	15	R A C E	Carlos Esteban Garcia		RENAULT CLIO CUP IV	6	3	SMC 206.1	2	206.1	3	205.7	6	202.2	4	201.4	7	204.3
18	34	R A C E	Eloy Iñigo Varas		SEAT LEON MK 1	6	4	204.9	3	204.9	4	204.5	8	203.3	9	201.8	7	203.9
19	66	C.D.E. ULTIMA VUELTA	José Alberto Vila Sainz		PEUGEOT 207 LW THP	5	1	203.3	6	199.6	3	199.2	4	198.8	5	196.3	8	199.5
20	33	ANDRES SANCHEZ PEREZ	Juan Fco. Gastañaga Martinez		CUPRA TCR	8	2	200.7	4	199.2	7	198.8	2	196.7	9	195.2	5	198.1
21	30	SMC Junior Motorsport	Pablo Marcos Santamaria		RENAULT CLIO CUP III	5	2	SMC 199.6	9	199.2	3	198.1	2	197.0	6	196.7	5	198.1
22	26	SMC Junior Motorsport	Juan Luis Argudo Lopez		RENAULT CLIO CUP III	5	3	SMC 197.8	8	196.7	5	189.4	4	189.4	9	188.1	6	192.3
23	20	SMC Junior Motorsport	Mario Alberto Moreno Rojas		RENAULT CLIO CUP III	5	4	SMC 195.6	7	193.5	5	192.5	3	191.8	8	191.4	9	193.0
24	28	SMC Junior Motorsport	Alejandro Geppert Romero		RENAULT CLIO CUP III	5	5	SMC 195.6	5	195.2	4	194.9	6	193.2	3	191.4	9	194.1
25	41	CLUB JARAMA SPORT	Diego Blanco Torrecilla		Porsche 928	C-L	1	183.0	9	180.3	2	177.0	7	173.0	3	172.5	5	177.2





Circuito del Jarama

División 2

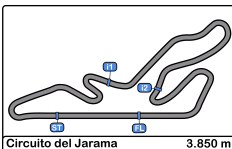
2ª Carrera

Secuencia Vueltas Rápidas



<u>Vta.</u>	<u>Hora Día</u>	<u>Tiempo Sesión</u>	<u>Nº</u>	<u>Concursante</u>	<u>Piloto 1</u>	<u>Piloto 2</u>	<u>Vehículo</u>	<u>Cat</u>	<u>Tiempo</u>	<u>Km/h</u>
2	14:48:29.058	3:14.058	11	MIGUEL FERNANDEZ	Miguel Fernandez Yuste		KTM X-BOW	9	1:36.474	143.6





Circuito del Jarama

División 2

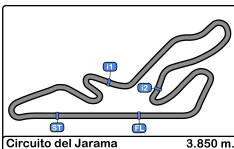
2ª Carrera

Mejor Maxima Velocidad del Evento



Nº	Concursante	Piloto 1	Piloto 2	Vehiculo	Cat	Km/h	Sesión
14	C.D.E. ULTIMA VUELTA	Ismael Arquero Saz		Porsche 911 Cup	9	246.0	Entrenamiento cronometrado
22	CYL KARTING TEAM	J. Miguel Valdés Serrano	Jorge Valdés Laso	Porsche 997 GT3 CUP	9	240.0	Entrenamiento cronometrado
11	MIGUEL FERNANDEZ YUSTE	Miguel Fernandez Yuste		KTM X-BOW	9	234.7	Entrenamiento cronometrado
6	C.D.E. DEYSCOM SPORT	Francisco Comendador		SUBARU WRX Sti	7	230.2	Entrenamiento cronometrado
16	CHEFO SPORT	Pierre Arnaou		AUDI R8	9	228.3	2ª Carrera
10	IVAN FIESTAS SALYER	Ivan Fiestas Salyer		KTM X-BOW	9	226.4	Entrenamiento cronometrado
19	SMC Junior Motorsport	Enrique Hernando Alonso		PEUGEOT 308 Racing Cup	7	226.4	Entrenamiento cronometrado
17	CHEFO SPORT	Thierry Malasaggne	Frederic Billon	PEUGEOT 308 Racing Cup	7	225.0	2ª Carrera
12	OSCAR BARTOL LECLERE	Oscar Bartol Leclere		SEAT LEON MK 2	7	222.2	2ª Carrera
29	SMC Junior Motorsport	Alfonso Colomina Fajardo		PEUGEOT 308 Racing Cup	7	221.7	Entrenamiento cronometrado
13	C.D.E. ULTIMA VUELTA	Luis Ruiz Moya		SEAT LEON MK 2	7	220.8	Entrenamiento cronometrado
32	SMC Junior Motorsport	Jesús Llorente Ramiro		Volkswagen Golf GTI TCR	8	220.4	Entrenamiento cronometrado
38	JORGE OTERO AGREDA	Jorge Otero Agreda		SEAT LEON MK 2	7	218.6	Entrenamiento cronometrado
4	ISRAEL DE DANA MORALES	Israel De Ana Morales		SEAT LEON MK 2	7	218.1	Entrenamiento cronometrado
45	CYL KARTING TEAM	Diego Camdano Conesa		Porsche 997 Cup	9	212.5	2ª Carrera
27	SMC Junior Motorsport	Iñigo Moreno De Cala		RENAULT CLIO CUP IV	6	SMC 210.5	2ª Carrera
34	R A C E	Eloy Iñigo Varas		SEAT LEON MK 1	6	209.7	Entrenamiento cronometrado
25	SMC Junior Motorsport	Javier Aguado Ortega		RENAULT CLIO CUP IV	6	SMC 206.5	2ª Carrera
15	R A C E	Carlos Esteban Garcia		RENAULT CLIO CUP IV	6	SMC 206.1	2ª Carrera
66	C.D.E. ULTIMA VUELTA	José Alberto Vila Sainz		PEUGEOT 207 LW THP	5	204.5	Entrenamiento cronometrado
33	ANDRES SANCHEZ PEREZ	Juan Fco. Gastañaga Martinez		CUPRA TCR	8	201.1	Entrenamiento cronometrado
30	SMC Junior Motorsport	Pablo Marcos Santamaria		RENAULT CLIO CUP III	5	SMC 200.7	Entrenamiento cronometrado
26	SMC Junior Motorsport	Juan Luis Argudo Lopez		RENAULT CLIO CUP III	5	SMC 197.8	2ª Carrera
20	SMC Junior Motorsport	Mario Alberto Moreno Rojas		RENAULT CLIO CUP III	5	SMC 195.6	Entrenamiento cronometrado
28	SMC Junior Motorsport	Alejandro Geppert Romero		RENAULT CLIO CUP III	5	SMC 195.6	2ª Carrera
41	CLUB JARAMA SPORT	Diego Blanco Torrecilla		Porsche 928	C-L	183.0	2ª Carrera





Circuito del Jarama

División 2

2ª Carrera

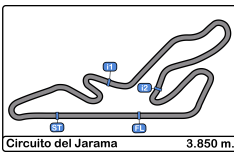
Cuentavueltas



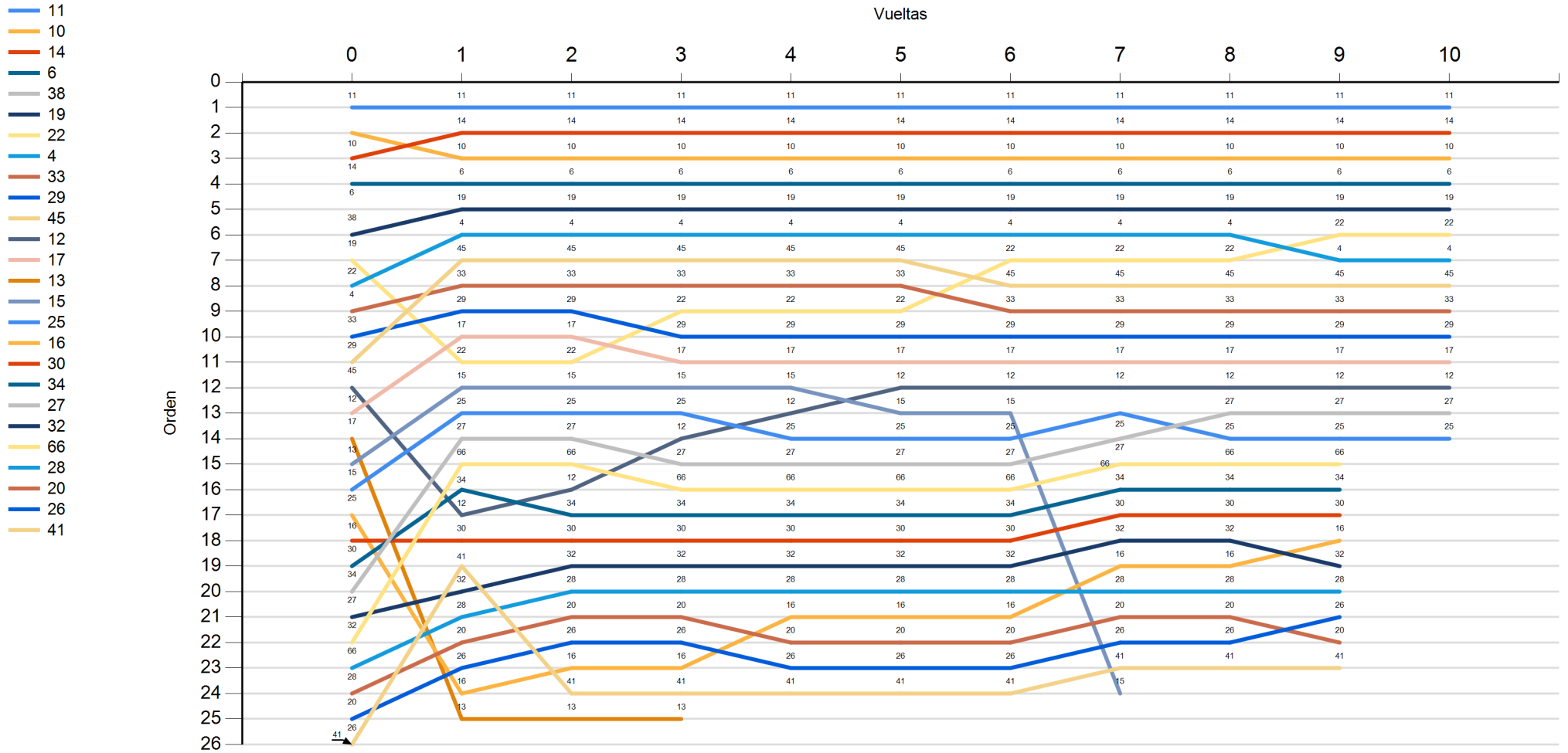
Vta.

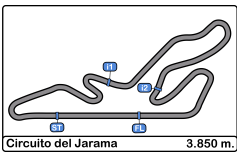
Nr	Po	Parr	1	2	3	4	5	6	7	8	9	10
11	1	11	11	11	11	11	11	11	11	11	11	11
10	2	10	14	14	14	14	14	14	14	14	14	14
14	3	14	10	10	10	10	10	10	10	10	10	10
6	4	6	6	6	6	6	6	6	6	6	6	6
38	5	38	19	19	19	19	19	19	19	19	19	19
19	6	19	4	4	4	4	4	4	4	4	22	22
22	7	22	45	45	45	45	45	22	22	22	4	4
4	8	4	33	33	33	33	33	45	45	45	45	45
33	9	33	29	29	22	22	22	33	33	33	33	33
29	10	29	17	17	29	29	29	29	29	29	29	29
45	11	45	22	22	17	17	17	17	17	17	17	17
12	12	12	15	15	15	15	12	12	12	12	12	12
17	13	17	25	25	25	12	15	15	25	27	27	27
13	14	13	27	27	12	25	25	25	27	25	25	25
15	15	15	66	66	27	27	27	27	66	66	66	66
25	16	25	34	12	66	66	66	66	34	34	34	34
16	17	16	12	34	34	34	34	34	30	30	30	30
30	18	30	30	30	30	30	30	30	32	32	16	16
34	19	34	41	32	32	32	32	32	16	16	32	32
27	20	27	32	28	28	28	28	28	28	28	28	28
32	21	32	28	20	20	16	16	16	20	20	26	26
66	22	66	20	26	26	20	20	20	26	26	20	20
28	23	28	26	16	16	26	26	26	41	41	41	41
20	24	20	16	41	41	41	41	41	15			
26	25	26	13	13	13							
41	26	41										





Circuito del Jarama
 División 2
 2ª Carrera
 Cuentavueltas Gráfico





Circuito del Jarama

División 2

2ª Carrera

Tiempos Parada en Pit



Nr.	Hora Día En.	Concursante	Nac	Piloto 1	Nac	Piloto 2	Nac	Vehiculo	Cat	Tiempo Entra.	Stop Nº	Tiempo Box	Handicap	Penalty
-----	--------------	-------------	-----	----------	-----	----------	-----	----------	-----	---------------	---------	------------	----------	---------

