

**Circuito del Jarama**  
**Copa KOBE de Circuitos**  
**1ª Carrera**



**Resultados Provisionales**

| Cls  | Nº | Piloto             | Concursante                    | Cat.   | Vtas. | Tiempo           | Dif 1º | Intervalo | Km/h  | V.R. | Tiempo   | Km/h  |
|--|----|--------------------|--------------------------------|--------|-------|------------------|--------|-----------|-------|------|----------|-------|
| 1  | 33 | Felix Aparicio     | C.E. ULTIMA VUELTA             | SJun   | 12    | <b>27:33.980</b> |        |           | 100.5 | 11   | 2:17.114 | 101.0 |
| 2  | 11 | Alejandro Romero   | EFICAR TEAM                    | Sen    | 12    | <b>27:35.588</b> | 1.608  | 1.608     | 100.4 | 11   | 2:16.862 | 101.2 |
| 3  | 13 | Adrian Garcia      | C.E. ULTIMA VUELTA             | Jun Rk | 12    | <b>27:36.040</b> | 2.060  | 0.452     | 100.4 | 8    | 2:16.748 | 101.3 |
| 4  | 17 | Ana Barreras       | Automovil Club Madrid Sport    | Fem    | 12    | <b>27:36.697</b> | 2.717  | 0.657     | 100.3 | 3    | 2:17.229 | 100.9 |
| 5  | 4  | Iñaki Gesalaga     | Paradinas MotorSport           | Sen    | 12    | <b>27:39.195</b> | 5.215  | 2.498     | 100.2 | 8    | 2:17.299 | 100.9 |
| 6  | 8  | Alberto Gonzalez   | Última vuelta                  |        | 12    | <b>27:40.215</b> | 6.235  | 1.020     | 100.1 | 9    | 2:17.409 | 100.8 |
| 7  | 5  | Jorge J. Rodriguez | Eficar Team                    | SJun   | 12    | <b>27:40.776</b> | 6.796  | 0.561     | 100.1 | 11   | 2:16.990 | 101.1 |
| 8  | 14 | Andrea Fernandez   | Eficar Team                    | Fem    | 12    | <b>27:47.568</b> | 13.588 | 6.792     | 99.7  | 8    | 2:16.950 | 101.2 |
| 9  | 7  | Ivan Riera         | Langreo Motor Club             | Jun Rk | 12    | <b>27:49.638</b> | 15.658 | 2.070     | 99.6  | 3    | 2:18.185 | 100.3 |
| 10   | 18 | Alvaro Serrano     | A.Española Clasicos Deportivos | SJun   | 12    | <b>27:50.131</b> | 16.151 | 0.493     | 99.5  | 3    | 2:17.472 | 100.8 |
| 11   | 10 | Gabriel Alonso     | RACE                           | Sen    | 12    | <b>27:52.027</b> | 18.047 | 1.896     | 99.4  | 4    | 2:18.394 | 100.1 |
| 12   | 9  | Nacho Rosell       | Rasante Sport                  | Rk     | 12    | <b>28:00.334</b> | 26.354 | 8.307     | 98.9  | 3    | 2:18.771 | 99.8  |
| 13   | 15 | Cristóbal Rosaleny | Eficar Team                    |        | 12    | <b>28:01.345</b> | 27.365 | 1.011     | 98.9  | 3    | 2:19.272 | 99.5  |
| 14   | 6  | Morgan Bibiloni    | C.E. ULTIMA VUELTA             | RkSJun | 12    | <b>28:03.576</b> | 29.596 | 2.231     | 98.7  | 5    | 2:18.382 | 100.1 |
| 15   | 3  | Sergio Cabal       | Rasante Sport                  | Sen    | 12    | <b>28:07.776</b> | 33.796 | 4.200     | 98.5  | 4    | 2:19.310 | 99.4  |
| 16   | 12 | Mario Castro       | Rasante Sport                  | Rk     | 12    | <b>28:15.328</b> | 41.348 | 7.552     | 98.1  | 4    | 2:19.444 | 99.3  |
| <b>No clasificados: (Requerimiento: 75% del numero de vueltas del lider = 9 Vueltas)</b> |    |                    |                                |        |       |                  |        |           |       |      |          |       |
|  | 28 | Fco Manuel Puertas | Eficar Team                    | SJun   |       |                  |        |           |       |      |          |       |

**Vuelta Rápida Adrian Garcia en 2:16.748 a 101.4 Km/h en la vuelta 8**

Publicada a las :.....

Track

22.3 °C

Air Temp: 12.6 °C

Humidity: 47 %

Track

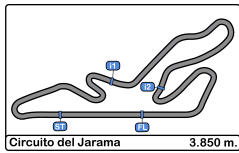
DRY

**Comisarios Deportivos:**

**Director de Carrera:**

**Cronometrador:**





**Circuito del Jarama**  
**Copa KOBE de Circuitos**  
**1ª Carrera**



**Clasificación Provisional por Vuelta Rápida de Piloto**

| Cls | Nº | Piloto             | Concursante                    | Cat.   | Vtas | V.R. | Tiempo          | Dif 1º | Intervalo | Km/h  |
|-----|----|--------------------|--------------------------------|--------|------|------|-----------------|--------|-----------|-------|
| 1   | 13 | Adrian Garcia      | C.E. ULTIMA VUELTA             | Jun Rk | 12   | 8    | <b>2:16.748</b> |        |           | 101.3 |
| 2   | 11 | Alejandro Romero   | EFICAR TEAM                    | Sen    | 12   | 11   | <b>2:16.862</b> | 0.114  | 0.114     | 101.2 |
| 3   | 14 | Andrea Fernandez   | Eficar Team                    | Fem    | 12   | 8    | <b>2:16.950</b> | 0.202  | 0.088     | 101.2 |
| 4   | 5  | Jorge J. Rodriguez | Eficar Team                    | SJun   | 12   | 11   | <b>2:16.990</b> | 0.242  | 0.040     | 101.1 |
| 5   | 33 | Felix Aparicio     | C.E. ULTIMA VUELTA             | SJun   | 12   | 11   | <b>2:17.114</b> | 0.366  | 0.124     | 101.0 |
| 6   | 17 | Ana Barreras       | Automovil Club Madrid Sport    | Fem    | 12   | 3    | <b>2:17.229</b> | 0.481  | 0.115     | 100.9 |
| 7   | 4  | Iñaki Gesalaga     | Paradinas MotorSport           | Sen    | 12   | 8    | <b>2:17.299</b> | 0.551  | 0.070     | 100.9 |
| 8   | 8  | Alberto Gonzalez   | Última vuelta                  |        | 12   | 9    | <b>2:17.409</b> | 0.661  | 0.110     | 100.8 |
| 9   | 18 | Alvaro Serrano     | A.Española Clasicos Deportivos | SJun   | 12   | 3    | <b>2:17.472</b> | 0.724  | 0.063     | 100.8 |
| 10  | 7  | Ivan Riera         | Langreo Motor Club             | Jun Rk | 12   | 3    | <b>2:18.185</b> | 1.437  | 0.713     | 100.3 |
| 11  | 6  | Morgan Bibiloni    | C.E. ULTIMA VUELTA             | RkSJun | 12   | 5    | <b>2:18.382</b> | 1.634  | 0.197     | 100.1 |
| 12  | 10 | Gabriel Alonso     | RACE                           | Sen    | 12   | 4    | <b>2:18.394</b> | 1.646  | 0.012     | 100.1 |
| 13  | 9  | Nacho Rosell       | Rasante Sport                  | Rk     | 12   | 3    | <b>2:18.771</b> | 2.023  | 0.377     | 99.8  |
| 14  | 15 | Cristóbal Rosaleny | Eficar Team                    |        | 12   | 3    | <b>2:19.272</b> | 2.524  | 0.501     | 99.5  |
| 15  | 3  | Sergio Cabal       | Rasante Sport                  | Sen    | 12   | 4    | <b>2:19.310</b> | 2.562  | 0.038     | 99.4  |
| 16  | 12 | Mario Castro       | Rasante Sport                  | Rk     | 12   | 4    | <b>2:19.444</b> | 2.696  | 0.134     | 99.3  |

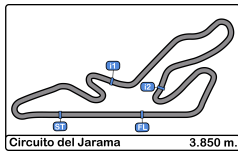


**Circuito del Jarama**  
**Copa KOBE de Circuitos**  
**1ª Carrera**

**Distancia y Velocidad Media**



| Cls   | Nº | Piloto             | Nac | Concursante                    | Cat.   | Cls | Vtas. | Distancia | Tiempo    | Km/h  |
|---|----|--------------------|-----|--------------------------------|--------|-----|-------|-----------|-----------|-------|
| 1   | 33 | Felix Aparicio     |     | C.E. ULTIMA VUELTA             | SJun   | 1   | 12    | 46.20     | 27:33.980 | 100.5 |
| 2   | 11 | Alejandro Romero   |     | EFICAR TEAM                    | Sen    | 1   | 12    | 46.20     | 27:35.588 | 100.4 |
| 3   | 13 | Adrian Garcia      |     | C.E. ULTIMA VUELTA             | Jun Rk | 1   | 12    | 46.20     | 27:36.040 | 100.4 |
| 4   | 17 | Ana Barreras       |     | Automovil Club Madrid Sport    | Fem    | 1   | 12    | 46.20     | 27:36.697 | 100.3 |
| 5   | 4  | Iñaki Gesalaga     |     | Paradinas MotorSport           | Sen    | 2   | 12    | 46.20     | 27:39.195 | 100.2 |
| 6   | 8  | Alberto Gonzalez   |     | Última vuelta                  |        |     | 12    | 46.20     | 27:40.215 | 100.1 |
| 7   | 5  | Jorge J. Rodriguez |     | Eficar Team                    | SJun   | 2   | 12    | 46.20     | 27:40.776 | 100.1 |
| 8   | 14 | Andrea Fernandez   |     | Eficar Team                    | Fem    | 2   | 12    | 46.20     | 27:47.568 | 99.7  |
| 9   | 7  | Ivan Riera         |     | Langreo Motor Club             | Jun Rk | 2   | 12    | 46.20     | 27:49.638 | 99.6  |
| 10  | 18 | Alvaro Serrano     |     | A.Española Clasicos Deportivos | SJun   | 3   | 12    | 46.20     | 27:50.131 | 99.5  |
| 11  | 10 | Gabriel Alonso     |     | RACE                           | Sen    | 3   | 12    | 46.20     | 27:52.027 | 99.4  |
| 12  | 9  | Nacho Rosell       |     | Rasante Sport                  | Rk     | 1   | 12    | 46.20     | 28:00.334 | 98.9  |
| 13  | 15 | Cristóbal Rosaleny |     | Eficar Team                    |        | 1   | 12    | 46.20     | 28:01.345 | 98.9  |
| 14  | 6  | Morgan Bibiloni    |     | C.E. ULTIMA VUELTA             | RkSJun | 1   | 12    | 46.20     | 28:03.576 | 98.7  |
| 15  | 3  | Sergio Cabal       |     | Rasante Sport                  | Sen    | 4   | 12    | 46.20     | 28:07.776 | 98.5  |
| 16  | 12 | Mario Castro       |     | Rasante Sport                  | Rk     | 2   | 12    | 46.20     | 28:15.328 | 98.1  |
| <b>Not Cat.ified: (Requirements: 75% of number Vtas. of leader = 9 Vtas.)</b> |    |                    |     |                                |        |     |       |           |           |       |
|   | 28 | Fco Manuel Puertas |     | Eficar Team                    | SJun   | 4   |       |           |           |       |



**Circuito del Jarama**  
**Copa KOBE de Circuitos**  
**1ª Carrera**  
**Tiempos Por Vuelta**



**3** 1 Sergio Cabal Toyota Aygo **6** 1 Morgan Bibiloni Toyota Aygo  
 SEN 2 Rasante Sport SJUN/RK 2 C.E. ULTIMA VUELTA

| Vta | D | Tiempo   | Sector 1 | Sector 2 | Sector 3 | V.Max | Elapsed   | Vta | D | Tiempo   | Sector 1 | Sector 2 | Sector 3 | V.Max | Elapsed   |
|-----|---|----------|----------|----------|----------|-------|-----------|-----|---|----------|----------|----------|----------|-------|-----------|
| 1   |   | 2:26.936 | 59.630   | 48.434   | 38.872   | 99.8  | 2:26.936  | 1   |   | 2:27.612 | 1:00.076 | 48.890   | 38.646   | 95.8  | 2:27.612  |
| 2   |   | 2:19.652 | 52.732   | 48.644   | 38.276   | 153.4 | 4:46.588  | 2   |   | 2:19.568 | 52.530   | 48.610   | 38.428   | 153.8 | 4:47.180  |
| 3   |   | 2:19.681 | 52.756   | 48.395   | 38.530   | 151.0 | 7:06.269  | 3   |   | 2:21.505 | 54.633   | 47.981   | 38.891   | 157.6 | 7:08.685  |
| 4   |   | 2:19.310 | 52.602   | 48.144   | 38.564   | 154.9 | 9:25.579  | 4   |   | 2:18.626 | 52.490   | 47.953   | 38.183   | 155.8 | 9:27.311  |
| 5   |   | 2:19.521 | 52.466   | 48.505   | 38.550   | 156.0 | 11:45.100 | 5   |   | 2:18.382 | 52.021   | 47.780   | 38.581   | 157.6 | 11:45.693 |
| 6   |   | 2:19.928 | 53.137   | 48.259   | 38.532   | 158.1 | 14:05.028 | 6   |   | 2:21.054 | 53.168   | 49.716   | 38.170   | 160.0 | 14:06.747 |
| 7   |   | 2:19.847 | 52.796   | 48.418   | 38.633   | 155.3 | 16:24.875 | 7   |   | 2:19.042 | 52.780   | 48.038   | 38.224   | 157.2 | 16:25.789 |
| 8   |   | 2:20.203 | 52.895   | 48.522   | 38.786   | 155.8 | 18:45.078 | 8   |   | 2:19.439 | 52.855   | 48.085   | 38.499   | 159.0 | 18:45.228 |
| 9   |   | 2:20.004 | 53.014   | 48.308   | 38.682   | 153.6 | 21:05.082 | 9   |   | 2:20.152 | 53.388   | 48.242   | 38.522   | 150.8 | 21:05.380 |
| 10  |   | 2:21.849 | 54.321   | 48.789   | 38.739   | 152.1 | 23:26.931 | 10  |   | 2:19.386 | 53.188   | 47.898   | 38.300   | 157.6 | 23:24.766 |
| 11  |   | 2:20.580 | 53.141   | 48.608   | 38.831   | 153.8 | 25:47.511 | 11  |   | 2:19.953 | 52.829   | 48.507   | 38.617   | 154.7 | 25:44.719 |
| 12  |   | 2:20.265 | 52.974   | 48.532   | 38.759   | 155.1 | 28:07.776 | 12  |   | 2:18.857 | 52.458   | 47.899   | 38.500   | 156.5 | 28:03.576 |

**4** 1 Iñaki Gesalaga Toyota Aygo **7** 1 Ivan Riera Toyota Aygo  
 SEN 2 Paradinás MotorSport JUN/RK 2 Langreo Motor Club

| Vta | D | Tiempo   | Sector 1 | Sector 2 | Sector 3 | V.Max | Elapsed   | Vta | D | Tiempo   | Sector 1 | Sector 2 | Sector 3 | V.Max | Elapsed   |
|-----|---|----------|----------|----------|----------|-------|-----------|-----|---|----------|----------|----------|----------|-------|-----------|
| 1   |   | 2:22.209 | 55.845   | 48.205   | 38.159   | 92.8  | 2:22.209  | 1   |   | 2:23.541 | 57.131   | 48.091   | 38.319   | 93.6  | 2:23.541  |
| 2   |   | 2:18.804 | 52.164   | 47.614   | 39.026   | 158.5 | 4:41.013  | 2   |   | 2:18.491 | 52.429   | 47.750   | 38.312   | 159.0 | 4:42.032  |
| 3   |   | 2:17.450 | 51.738   | 47.792   | 37.920   | 158.8 | 6:58.463  | 3   |   | 2:18.185 | 52.297   | 47.711   | 38.177   | 160.2 | 7:00.217  |
| 4   |   | 2:17.442 | 51.922   | 47.764   | 37.756   | 158.3 | 9:15.905  | 4   |   | 2:18.645 | 52.937   | 47.576   | 38.132   | 158.5 | 9:18.862  |
| 5   |   | 2:18.050 | 52.091   | 47.852   | 38.107   | 160.0 | 11:33.955 | 5   |   | 2:18.369 | 52.326   | 47.662   | 38.381   | 158.3 | 11:37.231 |
| 6   |   | 2:17.439 | 51.625   | 47.978   | 37.836   | 158.8 | 13:51.394 | 6   |   | 2:18.443 | 52.366   | 47.836   | 38.241   | 157.2 | 13:55.674 |
| 7   |   | 2:18.610 | 51.698   | 47.828   | 39.084   | 160.0 | 16:10.004 | 7   |   | 2:18.944 | 52.695   | 48.075   | 38.174   | 154.9 | 16:14.618 |
| 8   |   | 2:17.299 | 51.747   | 47.598   | 37.954   | 154.2 | 18:27.303 | 8   |   | 2:18.697 | 52.576   | 48.015   | 38.106   | 156.0 | 18:33.315 |
| 9   |   | 2:17.496 | 51.671   | 47.643   | 38.182   | 159.7 | 20:44.799 | 9   |   | 2:18.628 | 52.422   | 47.626   | 38.580   | 158.5 | 20:51.943 |
| 10  |   | 2:17.422 | 51.886   | 47.634   | 37.902   | 159.7 | 23:02.221 | 10  |   | 2:20.031 | 53.312   | 47.751   | 38.968   | 155.6 | 23:11.974 |
| 11  |   | 2:17.867 | 51.774   | 48.068   | 38.025   | 158.5 | 25:20.088 | 11  |   | 2:18.979 | 52.706   | 48.058   | 38.215   | 157.6 | 25:30.953 |
| 12  |   | 2:19.107 | 53.158   | 47.995   | 37.954   | 157.6 | 27:39.195 | 12  |   | 2:18.685 | 52.528   | 48.030   | 38.127   | 156.9 | 27:49.638 |

**5** 1 Jorge J. Rodriguez Toyota Aygo **8** 1 Alberto Gonzalez Toyota Aygo  
 SJUN 2 Eficar Team 2 Última vuelta

| Vta | D | Tiempo   | Sector 1 | Sector 2 | Sector 3 | V.Max | Elapsed   | Vta | D | Tiempo   | Sector 1 | Sector 2 | Sector 3 | V.Max | Elapsed   |
|-----|---|----------|----------|----------|----------|-------|-----------|-----|---|----------|----------|----------|----------|-------|-----------|
| 1   |   | 2:18.323 | 52.782   | 47.571   | 37.970   | 80.8  | 2:18.323  | 1   |   | 2:21.276 | 55.558   | 47.687   | 38.031   | 90.9  | 2:21.276  |
| 2   |   | 2:18.131 | 52.710   | 47.488   | 37.933   | 154.2 | 4:36.454  | 2   |   | 2:18.151 | 52.193   | 48.050   | 37.908   | 156.7 | 4:39.427  |
| 3   |   | 2:17.923 | 52.303   | 47.547   | 38.073   | 156.0 | 6:54.377  | 3   |   | 2:17.548 | 52.047   | 47.613   | 37.888   | 156.5 | 6:56.975  |
| 4   |   | 2:18.379 | 52.445   | 47.631   | 38.303   | 158.3 | 9:12.756  | 4   |   | 2:18.475 | 52.342   | 48.148   | 37.985   | 159.2 | 9:15.450  |
| 5   |   | 2:18.186 | 52.544   | 47.474   | 38.168   | 155.6 | 11:30.942 | 5   |   | 2:18.827 | 53.035   | 47.872   | 37.920   | 160.7 | 11:34.277 |
| 6   |   | 2:17.942 | 52.532   | 47.525   | 37.885   | 157.6 | 13:48.884 | 6   |   | 2:17.578 | 51.840   | 47.820   | 37.918   | 161.1 | 13:51.855 |
| 7   |   | 2:17.597 | 52.311   | 47.350   | 37.936   | 155.6 | 16:06.481 | 7   |   | 2:18.113 | 51.891   | 47.731   | 38.491   | 160.2 | 16:09.968 |
| 8   |   | 2:18.235 | 52.377   | 47.779   | 38.079   | 155.8 | 18:24.716 | 8   |   | 2:17.782 | 52.194   | 47.706   | 37.882   | 154.7 | 18:27.750 |
| 9   |   | 2:18.006 | 52.347   | 47.701   | 37.958   | 157.8 | 20:42.722 | 9   |   | 2:17.409 | 51.799   | 47.708   | 37.902   | 160.7 | 20:45.159 |
| 10  |   | 2:17.138 | 51.769   | 47.206   | 38.163   | 158.1 | 22:59.860 | 10  |   | 2:17.938 | 52.227   | 47.743   | 37.968   | 161.1 | 23:03.097 |
| 11  |   | 2:16.990 | 51.465   | 47.460   | 38.065   | 157.6 | 25:16.850 | 11  |   | 2:17.594 | 51.655   | 47.931   | 38.008   | 158.3 | 25:20.691 |
| 12  |   | 2:23.926 | 51.736   | 52.991   | 39.199   | 157.6 | 27:40.776 | 12  |   | 2:19.524 | 52.645   | 48.353   | 38.526   | 159.2 | 27:40.215 |





**Circuito del Jarama**  
**Copa KOBE de Circuitos**  
**1ª Carrera**  
**Tiempos Por Vuelta**

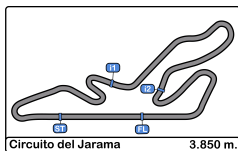


| 9              |   |          |          |          |          |       | 12             |   |          |          |          |          |       |           |
|----------------|---|----------|----------|----------|----------|-------|----------------|---|----------|----------|----------|----------|-------|-----------|
| 1 Nacho Rosell |   |          |          |          |          |       | 1 Mario Castro |   |          |          |          |          |       |           |
| Toyota Aygo    |   |          |          |          |          |       | Toyota Aygo    |   |          |          |          |          |       |           |
| RK             |   |          |          |          |          |       | RK             |   |          |          |          |          |       |           |
| 2              |   |          |          |          |          |       | 2              |   |          |          |          |          |       |           |
| Rasante Sport  |   |          |          |          |          |       | Rasante Sport  |   |          |          |          |          |       |           |
| Vta            | D | Tiempo   | Sector 1 | Sector 2 | Sector 3 | V.Max | Vta            | D | Tiempo   | Sector 1 | Sector 2 | Sector 3 | V.Max | Elapsed   |
| 1              |   | 2:24.602 | 57.625   | 48.733   | 38.244   | 101.0 | 1              |   | 2:26.261 | 59.043   | 48.622   | 38.596   | 102.8 | 2:26.261  |
| 2              |   | 2:18.822 | 52.448   | 47.989   | 38.385   | 159.5 | 2              |   | 2:19.575 | 52.814   | 48.313   | 38.448   | 153.1 | 4:45.836  |
| 3              |   | 2:18.771 | 52.469   | 48.001   | 38.301   | 159.0 | 3              |   | 2:19.519 | 52.664   | 48.428   | 38.427   | 155.1 | 7:05.355  |
| 4              |   | 2:19.261 | 52.364   | 48.544   | 38.353   | 157.4 | 4              |   | 2:19.444 | 52.920   | 48.052   | 38.472   | 153.8 | 9:24.799  |
| 5              |   | 2:18.912 | 52.338   | 48.263   | 38.311   | 159.7 | 5              |   | 2:20.016 | 52.779   | 48.619   | 38.618   | 155.3 | 11:44.815 |
| 6              |   | 2:20.494 | 53.401   | 48.391   | 38.702   | 159.5 | 6              |   | 2:19.976 | 53.106   | 48.203   | 38.667   | 156.5 | 14:04.791 |
| 7              |   | 2:19.772 | 52.659   | 48.374   | 38.739   | 157.2 | 7              |   | 2:19.602 | 52.705   | 48.370   | 38.527   | 155.1 | 16:24.393 |
| 8              |   | 2:19.233 | 52.851   | 48.174   | 38.208   | 157.4 | 8              |   | 2:28.689 | 1:01.638 | 48.546   | 38.505   | 154.9 | 18:53.082 |
| 9              |   | 2:20.898 | 53.585   | 48.899   | 38.414   | 156.7 | 9              |   | 2:20.327 | 53.069   | 48.562   | 38.696   | 151.6 | 21:13.409 |
| 10             |   | 2:20.188 | 52.999   | 48.582   | 38.607   | 156.0 | 10             |   | 2:20.528 | 53.420   | 48.571   | 38.537   | 152.7 | 23:33.937 |
| 11             |   | 2:19.519 | 52.457   | 48.520   | 38.542   | 155.6 | 11             |   | 2:20.235 | 52.875   | 48.532   | 38.828   | 151.8 | 25:54.172 |
| 12             |   | 2:19.862 | 52.844   | 48.401   | 38.617   | 156.7 | 12             |   | 2:21.156 | 53.756   | 48.628   | 38.772   | 152.5 | 28:15.328 |

| 10               |   |          |          |          |          |       | 13                 |   |          |          |          |          |       |           |
|------------------|---|----------|----------|----------|----------|-------|--------------------|---|----------|----------|----------|----------|-------|-----------|
| 1 Gabriel Alonso |   |          |          |          |          |       | 1 Adrian Garcia    |   |          |          |          |          |       |           |
| Toyota Aygo      |   |          |          |          |          |       | Toyota Aygo        |   |          |          |          |          |       |           |
| SEN              |   |          |          |          |          |       | C.E. ULTIMA VUELTA |   |          |          |          |          |       |           |
| 2                |   |          |          |          |          |       | 2                  |   |          |          |          |          |       |           |
| RACE             |   |          |          |          |          |       | JUN/RK             |   |          |          |          |          |       |           |
| Vta              | D | Tiempo   | Sector 1 | Sector 2 | Sector 3 | V.Max | Vta                | D | Tiempo   | Sector 1 | Sector 2 | Sector 3 | V.Max | Elapsed   |
| 1                |   | 2:23.147 | 56.685   | 48.132   | 38.330   | 98.2  | 1                  |   | 2:20.662 | 55.306   | 47.476   | 37.880   | 86.8  | 2:20.662  |
| 2                |   | 2:18.460 | 52.344   | 47.830   | 38.286   | 159.0 | 2                  |   | 2:18.140 | 52.475   | 47.771   | 37.894   | 160.4 | 4:38.802  |
| 3                |   | 2:18.404 | 52.101   | 47.951   | 38.352   | 160.2 | 3                  |   | 2:17.492 | 52.151   | 47.538   | 37.803   | 160.4 | 6:56.294  |
| 4                |   | 2:18.394 | 52.174   | 47.892   | 38.328   | 158.8 | 4                  |   | 2:17.693 | 52.454   | 47.540   | 37.699   | 160.9 | 9:13.987  |
| 5                |   | 2:19.079 | 52.167   | 47.840   | 39.072   | 156.9 | 5                  |   | 2:17.970 | 52.171   | 47.746   | 38.053   | 160.0 | 11:31.957 |
| 6                |   | 2:19.375 | 52.800   | 47.840   | 38.735   | 156.5 | 6                  |   | 2:18.068 | 52.400   | 47.630   | 38.038   | 161.4 | 13:50.025 |
| 7                |   | 2:20.201 | 53.630   | 48.139   | 38.432   | 158.3 | 7                  |   | 2:18.577 | 52.279   | 48.115   | 38.183   | 160.7 | 16:08.602 |
| 8                |   | 2:18.653 | 52.512   | 47.949   | 38.192   | 160.2 | 8                  |   | 2:16.748 | 51.546   | 47.358   | 37.844   | 160.9 | 18:25.350 |
| 9                |   | 2:19.071 | 52.357   | 47.897   | 38.817   | 158.5 | 9                  |   | 2:18.000 | 52.346   | 47.606   | 38.048   | 161.6 | 20:43.350 |
| 10               |   | 2:19.329 | 52.417   | 47.952   | 38.960   | 158.1 | 10                 |   | 2:16.885 | 51.880   | 47.154   | 37.851   | 160.0 | 23:00.235 |
| 11               |   | 2:18.982 | 52.513   | 48.030   | 38.439   | 156.5 | 11                 |   | 2:17.962 | 51.753   | 47.296   | 38.913   | 159.5 | 25:18.197 |
| 12               |   | 2:18.932 | 52.463   | 48.075   | 38.394   | 156.7 | 12                 |   | 2:17.843 | 51.582   | 48.238   | 38.023   | 159.0 | 27:36.040 |

| 11                 |   |          |          |          |          |       | 14                 |   |          |          |          |          |       |           |
|--------------------|---|----------|----------|----------|----------|-------|--------------------|---|----------|----------|----------|----------|-------|-----------|
| 1 Alejandro Romero |   |          |          |          |          |       | 1 Andrea Fernandez |   |          |          |          |          |       |           |
| Toyota Aygo        |   |          |          |          |          |       | Toyota Aygo        |   |          |          |          |          |       |           |
| SEN                |   |          |          |          |          |       | EFICAR TEAM        |   |          |          |          |          |       |           |
| 2                  |   |          |          |          |          |       | 2                  |   |          |          |          |          |       |           |
| EFICAR TEAM        |   |          |          |          |          |       | FEM                |   |          |          |          |          |       |           |
| Vta                | D | Tiempo   | Sector 1 | Sector 2 | Sector 3 | V.Max | Vta                | D | Tiempo   | Sector 1 | Sector 2 | Sector 3 | V.Max | Elapsed   |
| 1                  |   | 2:19.304 | 54.024   | 47.411   | 37.869   | 84.3  | 1                  |   | 2:19.944 | 54.763   | 47.263   | 37.918   | 86.4  | 2:19.944  |
| 2                  |   | 2:18.077 | 52.858   | 47.167   | 38.052   | 158.8 | 2                  |   | 2:17.868 | 52.835   | 47.224   | 37.809   | 159.0 | 4:37.812  |
| 3                  |   | 2:17.543 | 52.249   | 47.545   | 37.749   | 159.0 | 3                  |   | 2:17.743 | 52.411   | 47.315   | 38.017   | 159.5 | 6:55.555  |
| 4                  |   | 2:18.543 | 52.567   | 48.004   | 37.972   | 159.5 | 4                  |   | 2:24.139 | 58.530   | 47.830   | 37.779   | 160.4 | 9:19.694  |
| 5                  |   | 2:18.236 | 52.518   | 47.410   | 38.308   | 160.0 | 5                  |   | 2:18.263 | 51.851   | 47.679   | 38.733   | 159.5 | 11:37.957 |
| 6                  |   | 2:18.058 | 52.454   | 47.447   | 38.157   | 160.7 | 6                  |   | 2:19.102 | 52.747   | 47.773   | 38.582   | 158.5 | 13:57.059 |
| 7                  |   | 2:18.399 | 52.461   | 47.837   | 38.101   | 159.5 | 7                  |   | 2:19.508 | 52.990   | 47.638   | 38.880   | 159.0 | 16:16.567 |
| 8                  |   | 2:16.935 | 51.277   | 47.478   | 38.180   | 158.8 | 8                  |   | 2:16.950 | 51.605   | 47.446   | 37.899   | 160.0 | 18:33.517 |
| 9                  |   | 2:18.678 | 52.227   | 48.475   | 37.976   | 161.4 | 9                  |   | 2:18.609 | 52.675   | 47.404   | 38.530   | 157.4 | 20:52.126 |
| 10                 |   | 2:17.130 | 51.774   | 47.216   | 38.140   | 160.7 | 10                 |   | 2:18.539 | 52.802   | 47.629   | 38.108   | 158.5 | 23:10.665 |
| 11                 |   | 2:16.862 | 51.408   | 47.254   | 38.200   | 158.5 | 11                 |   | 2:18.117 | 52.007   | 47.865   | 38.245   | 154.5 | 25:28.782 |
| 12                 |   | 2:17.823 | 51.337   | 48.594   | 37.892   | 157.2 | 12                 |   | 2:18.786 | 52.334   | 47.797   | 38.655   | 155.8 | 27:47.568 |





**Circuito del Jarama**  
**Copa KOBE de Circuitos**  
**1ª Carrera**  
**Tiempos Por Vuelta**



**15** 1 Cristóbal Rosaleny Toyota Aygo **33** 1 Felix Aparicio Toyota Aygo  
 VIP\* 2 Eficar Team SJUN 2 C.E. ULTIMA VUELTA

| Vta | D | Tiempo          | Sector 1      | Sector 2      | Sector 3      | V.Max | Elapsed   | Vta | D | Tiempo          | Sector 1      | Sector 2      | Sector 3      | V.Max | Elapsed   |
|-----|---|-----------------|---------------|---------------|---------------|-------|-----------|-----|---|-----------------|---------------|---------------|---------------|-------|-----------|
| 1   |   | 2:25.631        | 58.296        | 48.478        | 38.857        | 101.5 | 2:25.631  | 1   |   | 2:19.003        | 53.642        | 47.383        | 37.978        | 82.0  | 2:19.003  |
| 2   |   | 2:19.352        | 52.424        | 48.151        | 38.777        | 156.9 | 4:44.983  | 2   |   | 2:17.898        | 52.755        | 47.193        | 37.950        | 156.9 | 4:36.901  |
| 3   |   | <b>2:19.272</b> | 52.417        | <b>48.099</b> | 38.756        | 156.2 | 7:04.255  | 3   |   | 2:17.690        | 52.383        | 47.448        | 37.859        | 158.1 | 6:54.591  |
| 4   |   | 2:19.563        | 52.665        | 48.364        | <b>38.534</b> | 154.9 | 9:23.818  | 4   |   | 2:18.606        | 52.734        | 47.897        | 37.975        | 157.6 | 9:13.197  |
| 5   |   | 2:19.796        | 52.457        | 48.325        | 39.014        | 156.2 | 11:43.614 | 5   |   | 2:18.029        | 52.387        | 47.457        | 38.185        | 159.2 | 11:31.226 |
| 6   |   | 2:19.300        | <b>52.263</b> | 48.328        | 38.709        | 155.8 | 14:02.914 | 6   |   | 2:18.001        | 52.700        | 47.387        | 37.914        | 159.0 | 13:49.227 |
| 7   |   | 2:19.563        | 52.436        | 48.429        | 38.698        | 155.3 | 16:22.477 | 7   |   | 2:18.037        | 52.981        | 47.211        | <b>37.845</b> | 158.1 | 16:07.264 |
| 8   |   | 2:19.802        | 52.605        | 48.179        | 39.018        | 156.2 | 18:42.279 | 8   |   | 2:17.240        | 51.905        | <b>47.160</b> | 38.175        | 158.1 | 18:24.504 |
| 9   |   | 2:19.883        | 52.703        | 48.415        | 38.765        | 154.9 | 21:02.162 | 9   |   | 2:17.765        | 52.248        | 47.660        | 37.857        | 157.8 | 20:42.269 |
| 10  |   | 2:19.750        | 52.640        | 48.266        | 38.844        | 155.6 | 23:21.912 | 10  |   | 2:17.152        | 51.640        | 47.382        | 38.130        | 155.8 | 22:59.421 |
| 11  |   | 2:19.831        | 52.429        | 48.393        | 39.009        | 154.9 | 25:41.743 | 11  |   | <b>2:17.114</b> | <b>51.603</b> | 47.430        | 38.081        | 154.7 | 25:16.535 |
| 12  |   | 2:19.602        | 52.471        | 48.398        | 38.733        | 155.6 | 28:01.345 | 12  |   | 2:17.445        | 51.899        | 47.395        | 38.151        | 155.8 | 27:33.980 |

**17** 1 Ana Barreras Toyota Aygo  
 FEM 2 Automovil Club Madrid Sport

| Vta | D | Tiempo          | Sector 1      | Sector 2      | Sector 3      | V.Max | Elapsed   |
|-----|---|-----------------|---------------|---------------|---------------|-------|-----------|
| 1   |   | 2:21.743        | 55.908        | 47.843        | 37.992        | 95.4  | 2:21.743  |
| 2   |   | 2:18.569        | 52.025        | 48.041        | 38.503        | 157.8 | 4:40.312  |
| 3   |   | <b>2:17.229</b> | 51.744        | <b>47.531</b> | 37.954        | 156.9 | 6:57.541  |
| 4   |   | 2:17.536        | 51.862        | 47.756        | <b>37.918</b> | 157.8 | 9:15.077  |
| 5   |   | 2:17.533        | <b>51.662</b> | 47.644        | 38.227        | 157.2 | 11:32.610 |
| 6   |   | 2:18.215        | 52.006        | 47.851        | 38.358        | 157.6 | 13:50.825 |
| 7   |   | 2:18.498        | 51.904        | 47.723        | 38.871        | 156.7 | 16:09.323 |
| 8   |   | 2:17.349        | 51.729        | 47.628        | 37.992        | 157.4 | 18:26.672 |
| 9   |   | 2:17.457        |               |               | 2:55.449      | 156.7 | 20:44.129 |
| 10  |   | 2:17.462        |               |               | 5:12.911      |       | 23:01.591 |
| 11  |   | 2:17.498        |               |               | 7:30.409      |       | 25:19.089 |
| 12  |   | 2:17.608        |               |               | 9:48.017      |       | 27:36.697 |

**18** 1 Alvaro Serrano Toyota Aygo  
 SJUN 2 A.Española Clasicos Deportivos

| Vta | D | Tiempo          | Sector 1      | Sector 2      | Sector 3      | V.Max | Elapsed   |
|-----|---|-----------------|---------------|---------------|---------------|-------|-----------|
| 1   |   | 2:20.192        | 55.066        | <b>47.296</b> | <b>37.830</b> | 89.6  | 2:20.192  |
| 2   |   | 2:18.121        | 52.764        | 47.379        | 37.978        | 160.0 | 4:38.313  |
| 3   |   | <b>2:17.472</b> | 52.070        | 47.566        | 37.836        | 160.2 | 6:55.785  |
| 4   |   | 2:24.949        | 58.538        | 48.251        | 38.160        | 160.9 | 9:20.734  |
| 5   |   | 2:18.451        | <b>52.060</b> | 47.730        | 38.661        | 156.2 | 11:39.185 |
| 6   |   | 2:18.268        | 52.320        | 48.014        | 37.934        | 157.6 | 13:57.453 |
| 7   |   | 2:18.749        | 52.179        | 47.821        | 38.749        | 159.7 | 16:16.202 |
| 8   |   | 2:18.541        | 52.752        | 47.829        | 37.960        | 156.0 | 18:34.743 |
| 9   |   | 2:18.288        | 52.399        | 47.813        | 38.076        | 156.9 | 20:53.031 |
| 10  |   | 2:18.471        | 52.387        | 47.783        | 38.301        | 156.5 | 23:11.502 |
| 11  |   | 2:18.427        | 52.193        | 48.247        | 37.987        | 154.2 | 25:29.929 |
| 12  |   | 2:20.202        | 54.254        | 48.024        | 37.924        | 155.6 | 27:50.131 |





**Circuito del Jarama**  
**Copa KOBE de Circuitos**  
**1ª Carrera**  
**Análisis**



**Num** **Tiempo Vta.** **Dif. 1º**

**Vta 1**

|            |                    |                |
|------------|--------------------|----------------|
| 5          | 2:18.323           |                |
| 33         | 2:19.003           | 00.680         |
| 11         | 2:19.304           | 00.981         |
| 14         | 2:19.944           | 01.621         |
| 18         | 2:20.192           | 01.869         |
| 13         | 2:20.662           | 02.339         |
| 8          | 2:21.276           | 02.953         |
| 17         | 2:21.743           | 03.420         |
| 4          | 2:22.209           | 03.886         |
| 10         | 2:23.147           | 04.824         |
| 7          | 2:23.541           | 05.218         |
| 9          | 2:24.602           | 06.279         |
| 15         | 2:25.631           | 07.308         |
| 12         | 2:26.261           | 07.938         |
| 3          | 2:26.936           | 08.613         |
| 6          | 2:27.612           | 09.289         |
| <b>Num</b> | <b>Tiempo Vta.</b> | <b>Dif. 1º</b> |

**Vta 2**

|            |                    |                |
|------------|--------------------|----------------|
| 5          | 2:18.131           |                |
| 33         | 2:17.898           | 00.447         |
| 11         | 2:18.077           | 00.927         |
| 14         | 2:17.868           | 01.358         |
| 18         | 2:18.121           | 01.859         |
| 13         | 2:18.140           | 02.348         |
| 8          | 2:18.151           | 02.973         |
| 17         | 2:18.569           | 03.858         |
| 4          | 2:18.804           | 04.559         |
| 10         | 2:18.460           | 05.153         |
| 7          | 2:18.491           | 05.578         |
| 9          | 2:18.822           | 06.970         |
| 15         | 2:19.352           | 08.529         |
| 12         | 2:19.575           | 09.382         |
| 3          | 2:19.652           | 10.134         |
| 6          | 2:19.568           | 10.726         |
| <b>Num</b> | <b>Tiempo Vta.</b> | <b>Dif. 1º</b> |

**Vta 3**

|    |          |        |
|----|----------|--------|
| 5  | 2:17.923 |        |
| 33 | 2:17.690 | 00.214 |
| 11 | 2:17.543 | 00.547 |

14 2:17.743 01.178

18 2:17.472 01.408

13 2:17.492 01.917

8 2:17.548 02.598

17 2:17.229 03.164

4 2:17.450 04.086

10 2:18.404 05.634

7 2:18.185 05.840

9 2:18.771 07.818

15 2:19.272 09.878

12 2:19.519 10.978

3 2:19.681 11.892

6 2:21.505 14.308

**Num** **Tiempo Vta.** **Dif. 1º**

**Vta 4**

|            |                    |                |
|------------|--------------------|----------------|
| 5          | 2:18.379           |                |
| 33         | 2:18.606           | 00.441         |
| 11         | 2:18.543           | 00.711         |
| 13         | 2:17.693           | 01.231         |
| 17         | 2:17.536           | 02.321         |
| 8          | 2:18.475           | 02.694         |
| 4          | 2:17.442           | 03.149         |
| 10         | 2:18.394           | 05.649         |
| 7          | 2:18.645           | 06.106         |
| 14         | 2:24.139           | 06.938         |
| 18         | 2:24.949           | 07.978         |
| 9          | 2:19.261           | 08.700         |
| 15         | 2:19.563           | 11.062         |
| 12         | 2:19.444           | 12.043         |
| 3          | 2:19.310           | 12.823         |
| 6          | 2:18.626           | 14.555         |
| <b>Num</b> | <b>Tiempo Vta.</b> | <b>Dif. 1º</b> |

**Vta 5**

|    |          |        |
|----|----------|--------|
| 5  | 2:18.186 |        |
| 33 | 2:18.029 | 00.284 |
| 11 | 2:18.236 | 00.761 |
| 13 | 2:17.970 | 01.015 |
| 17 | 2:17.533 | 01.668 |
| 4  | 2:18.050 | 03.013 |
| 8  | 2:18.827 | 03.335 |
| 7  | 2:18.369 | 06.289 |

10 2:19.079 06.542

14 2:18.263 07.015

18 2:18.451 08.243

9 2:18.912 09.426

15 2:19.796 12.672

12 2:20.016 13.873

3 2:19.521 14.158

6 2:18.382 14.751

**Num** **Tiempo Vta.** **Dif. 1º**

**Vta 6**

|            |                    |                |
|------------|--------------------|----------------|
| 5          | 2:17.942           |                |
| 33         | 2:18.001           | 00.343         |
| 11         | 2:18.058           | 00.877         |
| 13         | 2:18.068           | 01.141         |
| 17         | 2:18.215           | 01.941         |
| 4          | 2:17.439           | 02.510         |
| 8          | 2:17.578           | 02.971         |
| 7          | 2:18.443           | 06.790         |
| 10         | 2:19.375           | 07.975         |
| 14         | 2:19.102           | 08.175         |
| 18         | 2:18.268           | 08.569         |
| 9          | 2:20.494           | 11.978         |
| 15         | 2:19.300           | 14.030         |
| 12         | 2:19.976           | 15.907         |
| 3          | 2:19.928           | 16.144         |
| 6          | 2:21.054           | 17.863         |
| <b>Num</b> | <b>Tiempo Vta.</b> | <b>Dif. 1º</b> |

**Vta 7**

|    |          |        |
|----|----------|--------|
| 5  | 2:17.597 |        |
| 33 | 2:18.037 | 00.783 |
| 11 | 2:18.399 | 01.679 |
| 13 | 2:18.577 | 02.121 |
| 17 | 2:18.498 | 02.842 |
| 8  | 2:18.113 | 03.487 |
| 4  | 2:18.610 | 03.523 |
| 7  | 2:18.944 | 08.137 |
| 18 | 2:18.749 | 09.721 |
| 14 | 2:19.508 | 10.086 |
| 10 | 2:20.201 | 10.579 |
| 9  | 2:19.772 | 14.153 |
| 15 | 2:19.563 | 15.996 |

12 2:19.602 17.912

3 2:19.847 18.394

6 2:19.042 19.308

**Num** **Tiempo Vta.** **Dif. 1º**

**Vta 8**

|            |                    |                |
|------------|--------------------|----------------|
| 33         | 2:17.240           |                |
| 5          | 2:18.235           | 00.212         |
| 11         | 2:16.935           | 00.591         |
| 13         | 2:16.748           | 00.846         |
| 17         | 2:17.349           | 02.168         |
| 4          | 2:17.299           | 02.799         |
| 8          | 2:17.782           | 03.246         |
| 7          | 2:18.697           | 08.811         |
| 14         | 2:16.950           | 09.013         |
| 18         | 2:18.541           | 10.239         |
| 10         | 2:18.653           | 11.209         |
| 9          | 2:19.233           | 15.363         |
| 15         | 2:19.802           | 17.775         |
| 3          | 2:20.203           | 20.574         |
| 6          | 2:19.439           | 20.724         |
| 12         | 2:28.689           | 28.578         |
| <b>Num</b> | <b>Tiempo Vta.</b> | <b>Dif. 1º</b> |

**Vta 9**

|            |                    |                |
|------------|--------------------|----------------|
| 33         | 2:17.765           |                |
| 5          | 2:18.006           | 00.453         |
| 13         | 2:18.000           | 01.081         |
| 11         | 2:18.678           | 01.504         |
| 17         | 2:17.457           | 01.860         |
| 4          | 2:17.496           | 02.530         |
| 8          | 2:17.409           | 02.890         |
| 7          | 2:18.628           | 09.674         |
| 14         | 2:18.609           | 09.857         |
| 18         | 2:18.288           | 10.762         |
| 10         | 2:19.071           | 12.515         |
| 9          | 2:20.898           | 18.496         |
| 15         | 2:19.883           | 19.893         |
| 3          | 2:20.004           | 22.813         |
| 6          | 2:20.152           | 23.111         |
| 12         | 2:20.327           | 31.140         |
| <b>Num</b> | <b>Tiempo Vta.</b> | <b>Dif. 1º</b> |

**Vta 10**

|   |          |        |
|---|----------|--------|
| 4 | 2:19.107 | 05.215 |
|---|----------|--------|

33 2:17.152

5 2:17.138 00.439

13 2:16.885 00.814

11 2:17.130 01.482

17 2:17.462 02.170

4 2:17.422 02.800

8 2:17.938 03.676

14 2:18.539 11.244

18 2:18.471 12.081

7 2:20.031 12.553

10 2:19.329 14.692

9 2:20.188 21.532

15 2:19.750 22.491

6 2:19.386 25.345

3 2:21.849 27.510

12 2:20.528 34.516

**Num** **Tiempo Vta.** **Dif. 1º**

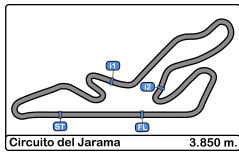
**Vta 11**

|            |                    |                |
|------------|--------------------|----------------|
| 33         | 2:17.114           |                |
| 5          | 2:16.990           | 00.315         |
| 11         | 2:16.862           | 01.230         |
| 13         | 2:17.962           | 01.662         |
| 17         | 2:17.498           | 02.554         |
| 4          | 2:17.867           | 03.553         |
| 8          | 2:17.594           | 04.156         |
| 14         | 2:18.117           | 12.247         |
| 18         | 2:18.427           | 13.394         |
| 7          | 2:18.979           | 14.418         |
| 10         | 2:18.982           | 16.560         |
| 9          | 2:19.519           | 23.937         |
| 15         | 2:19.831           | 25.208         |
| 6          | 2:19.953           | 28.184         |
| 3          | 2:20.580           | 30.976         |
| 12         | 2:20.235           | 37.637         |
| <b>Num</b> | <b>Tiempo Vta.</b> | <b>Dif. 1º</b> |

**Vta 12**

|    |          |        |
|----|----------|--------|
| 33 | 2:17.445 |        |
| 11 | 2:17.823 | 01.608 |
| 13 | 2:17.843 | 02.060 |
| 17 | 2:17.608 | 02.717 |





**Circuito del Jarama**  
**Copa KOBE de Circuitos**  
**1ª Carrera**  
**Análisis**



|    |          |        |
|----|----------|--------|
| 8  | 2:19.524 | 06.235 |
| 5  | 2:23.926 | 06.796 |
| 14 | 2:18.786 | 13.588 |
| 7  | 2:18.685 | 15.658 |
| 18 | 2:20.202 | 16.151 |
| 10 | 2:18.932 | 18.047 |
| 9  | 2:19.862 | 26.354 |
| 15 | 2:19.602 | 27.365 |
| 6  | 2:18.857 | 29.596 |
| 3  | 2:20.265 | 33.796 |
| 12 | 2:21.156 | 41.348 |

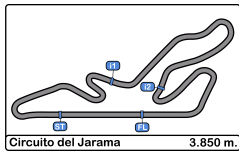




**Circuito del Jarama**  
**Copa KOBE de Circuitos**  
**1ª Carrera**  
**Mejores Sectores**



| Sector - 1 |    |                    |        | Sector - 2 |                    |        |    | Sector - 3         |        |      |    | Vuelta Ideal vs Mejor Vuelta |            |            |      |
|------------|----|--------------------|--------|------------|--------------------|--------|----|--------------------|--------|------|----|------------------------------|------------|------------|------|
| Clas       | Nº | Nombre             | Tiempo | Nº         | Nombre             | Tiempo | Nº | Nombre             | Tiempo | Clas | Nº | Nombre                       | Vta. Ideal | Mejor Vta. | Clas |
| 1          | 11 | Alejandro Romero   | 51.277 | 13         | Adrian Garcia      | 47.154 | 13 | Adrian Garcia      | 37.699 | 1    | 11 | Alejandro Romero             | 2:16.193   | 2:16.862   | 2    |
| 2          | 5  | Jorge J. Rodriguez | 51.465 | 33         | Felix Aparicio     | 47.160 | 11 | Alejandro Romero   | 37.749 | 2    | 13 | Adrian Garcia                | 2:16.399   | 2:16.748   | 1    |
| 3          | 13 | Adrian Garcia      | 51.546 | 11         | Alejandro Romero   | 47.167 | 4  | Iñaki Gesalaga     | 37.756 | 3    | 5  | Jorge J. Rodriguez           | 2:16.556   | 2:16.990   | 4    |
| 4          | 33 | Felix Aparicio     | 51.603 | 5          | Jorge J. Rodriguez | 47.206 | 14 | Andrea Fernandez   | 37.779 | 4    | 14 | Andrea Fernandez             | 2:16.608   | 2:16.950   | 3    |
| 5          | 14 | Andrea Fernandez   | 51.605 | 14         | Andrea Fernandez   | 47.224 | 18 | Alvaro Serrano     | 37.830 | 5    | 33 | Felix Aparicio               | 2:16.608   | 2:17.114   | 5    |
| 6          | 4  | Iñaki Gesalaga     | 51.625 | 18         | Alvaro Serrano     | 47.296 | 33 | Felix Aparicio     | 37.845 | 6    | 4  | Iñaki Gesalaga               | 2:16.979   | 2:17.299   | 7    |
| 7          | 8  | Alberto Gonzalez   | 51.655 | 17         | Ana Barreras       | 47.531 | 8  | Alberto Gonzalez   | 37.882 | 7    | 17 | Ana Barreras                 | 2:17.111   | 2:17.229   | 6    |
| 8          | 17 | Ana Barreras       | 51.662 | 7          | Ivan Riera         | 47.576 | 5  | Jorge J. Rodriguez | 37.885 | 8    | 8  | Alberto Gonzalez             | 2:17.150   | 2:17.409   | 8    |
| 9          | 6  | Morgan Bibiloni    | 52.021 | 4          | Iñaki Gesalaga     | 47.598 | 17 | Ana Barreras       | 37.918 | 9    | 18 | Alvaro Serrano               | 2:17.186   | 2:17.472   | 9    |
| 10         | 18 | Alvaro Serrano     | 52.060 | 8          | Alberto Gonzalez   | 47.613 | 7  | Ivan Riera         | 38.106 | 10   | 6  | Morgan Bibiloni              | 2:17.971   | 2:18.382   | 11   |
| 11         | 10 | Gabriel Alonso     | 52.101 | 6          | Morgan Bibiloni    | 47.780 | 6  | Morgan Bibiloni    | 38.170 | 11   | 7  | Ivan Riera                   | 2:17.979   | 2:18.185   | 10   |
| 12         | 15 | Cristóbal Rosaleny | 52.263 | 10         | Gabriel Alonso     | 47.830 | 10 | Gabriel Alonso     | 38.192 | 12   | 10 | Gabriel Alonso               | 2:18.123   | 2:18.394   | 12   |
| 13         | 7  | Ivan Riera         | 52.297 | 9          | Nacho Rosell       | 47.989 | 9  | Nacho Rosell       | 38.208 | 13   | 9  | Nacho Rosell                 | 2:18.535   | 2:18.771   | 13   |
| 14         | 9  | Nacho Rosell       | 52.338 | 12         | Mario Castro       | 48.052 | 3  | Sergio Cabal       | 38.276 | 14   | 3  | Sergio Cabal                 | 2:18.886   | 2:19.310   | 15   |
| 15         | 3  | Sergio Cabal       | 52.466 | 15         | Cristóbal Rosaleny | 48.099 | 12 | Mario Castro       | 38.427 | 15   | 15 | Cristóbal Rosaleny           | 2:18.896   | 2:19.272   | 14   |
| 16         | 12 | Mario Castro       | 52.664 | 3          | Sergio Cabal       | 48.144 | 15 | Cristóbal Rosaleny | 38.534 | 16   | 12 | Mario Castro                 | 2:19.143   | 2:19.444   | 16   |



**Circuito del Jarama**  
**Copa KOBE de Circuitos**  
**1ª Carrera**  
**Secuencia Lider**



| <b>Nº</b> | <b>Piloto</b>      | <b>Concursante</b> | <b>Cat.</b> | <b>Vta. Inicio</b> | <b>Vta. Fin</b> | <b>Vtas.</b> | <b>Total Vtas.</b> |
|-----------|--------------------|--------------------|-------------|--------------------|-----------------|--------------|--------------------|
| 5         | Jorge J. Rodriguez | Eficar Team        | SJun        | 1                  | 7               | 7            | 7                  |
| 33        | Felix Aparicio     | C.E. ULTIMA VUELTA | SJun        | 8                  | 12              | 5            | 5                  |



**Circuito del Jarama**  
**Copa KOBE de Circuitos**  
**1ª Carrera**  
**5 Mejores Tiempos**



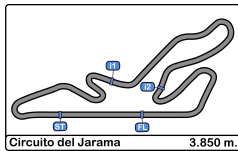
| Cls | Nº | Piloto             | Concursante                    | Cat.   | Mejor 1         |      | Mejor 2  |      | Mejor 3  |      | Mejor 4  |      | Mejor 5  |      |
|-----|----|--------------------|--------------------------------|--------|-----------------|------|----------|------|----------|------|----------|------|----------|------|
|     |    |                    |                                |        | Tiempo          | V.R. | Tiempo   | V.R. | Tiempo   | V.R. | Tiempo   | V.R. | Tiempo   | V.R. |
| 1   | 13 | Adrian Garcia      | C.E. ULTIMA VUELTA             | Jun Rk | <b>2:16.748</b> | 8    | 2:16.885 | 10   | 2:17.492 | 3    | 2:17.693 | 4    | 2:17.843 | 12   |
| 2   | 11 | Alejandro Romero   | EFICAR TEAM                    | Sen    | <b>2:16.862</b> | 11   | 2:16.935 | 8    | 2:17.130 | 10   | 2:17.543 | 3    | 2:17.823 | 12   |
| 3   | 14 | Andrea Fernandez   | Eficar Team                    | Fem    | <b>2:16.950</b> | 8    | 2:17.743 | 3    | 2:17.868 | 2    | 2:18.117 | 11   | 2:18.263 | 5    |
| 4   | 5  | Jorge J. Rodriguez | Eficar Team                    | SJun   | <b>2:16.990</b> | 11   | 2:17.138 | 10   | 2:17.597 | 7    | 2:17.923 | 3    | 2:17.942 | 6    |
| 5   | 33 | Felix Aparicio     | C.E. ULTIMA VUELTA             | SJun   | <b>2:17.114</b> | 11   | 2:17.152 | 10   | 2:17.240 | 8    | 2:17.445 | 12   | 2:17.690 | 3    |
| 6   | 17 | Ana Barreras       | Automovil Club Madrid Sport    | Fem    | <b>2:17.229</b> | 3    | 2:17.349 | 8    | 2:17.457 | 9    | 2:17.462 | 10   | 2:17.498 | 11   |
| 7   | 4  | Iñaki Gesalaga     | Paradinas MotorSport           | Sen    | <b>2:17.299</b> | 8    | 2:17.422 | 10   | 2:17.439 | 6    | 2:17.442 | 4    | 2:17.450 | 3    |
| 8   | 8  | Alberto Gonzalez   | Última vuelta                  |        | <b>2:17.409</b> | 9    | 2:17.548 | 3    | 2:17.578 | 6    | 2:17.594 | 11   | 2:17.782 | 8    |
| 9   | 18 | Alvaro Serrano     | A.Española Clasicos Deportivos | SJun   | <b>2:17.472</b> | 3    | 2:18.121 | 2    | 2:18.268 | 6    | 2:18.288 | 9    | 2:18.427 | 11   |
| 10  | 7  | Ivan Riera         | Langreo Motor Club             | Jun Rk | <b>2:18.185</b> | 3    | 2:18.369 | 5    | 2:18.443 | 6    | 2:18.491 | 2    | 2:18.628 | 9    |
| 11  | 6  | Morgan Bibiloni    | C.E. ULTIMA VUELTA             | RkSJun | <b>2:18.382</b> | 5    | 2:18.626 | 4    | 2:18.857 | 12   | 2:19.042 | 7    | 2:19.386 | 10   |
| 12  | 10 | Gabriel Alonso     | RACE                           | Sen    | <b>2:18.394</b> | 4    | 2:18.404 | 3    | 2:18.460 | 2    | 2:18.653 | 8    | 2:18.932 | 12   |
| 13  | 9  | Nacho Rosell       | Rasante Sport                  | Rk     | <b>2:18.771</b> | 3    | 2:18.822 | 2    | 2:18.912 | 5    | 2:19.233 | 8    | 2:19.261 | 4    |
| 14  | 15 | Cristóbal Rosaleny | Eficar Team                    |        | <b>2:19.272</b> | 3    | 2:19.300 | 6    | 2:19.352 | 2    | 2:19.563 | 4    | 2:19.563 | 7    |
| 15  | 3  | Sergio Cabal       | Rasante Sport                  | Sen    | <b>2:19.310</b> | 4    | 2:19.521 | 5    | 2:19.652 | 2    | 2:19.681 | 3    | 2:19.847 | 7    |
| 16  | 12 | Mario Castro       | Rasante Sport                  | Rk     | <b>2:19.444</b> | 4    | 2:19.519 | 3    | 2:19.575 | 2    | 2:19.602 | 7    | 2:19.976 | 6    |



**Circuito del Jarama**  
**Copa KOBE de Circuitos**  
**1ª Carrera**  
**5 Mejores Velocidades**



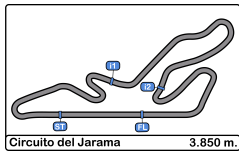
| Cls | Nº | Piloto             | Concursante                    | Cat.   | V.Max 1      |      | V.Max 2 |      | V.Max 3 |      | V.Max 4 |      | V.Max 5 |      | Media |
|-----|----|--------------------|--------------------------------|--------|--------------|------|---------|------|---------|------|---------|------|---------|------|-------|
|     |    |                    |                                |        | Km/h         | Vta. | Km/h    | Vta. | Km/h    | Vta. | Km/h    | Vta. | Km/h    | Vta. |       |
| 1   | 13 | Adrian Garcia      | C.E. ULTIMA VUELTA             | Jun Rk | <b>161.6</b> | 9    | 161.4   | 6    | 160.9   | 4    | 160.9   | 8    | 160.7   | 7    | 161.1 |
| 2   | 11 | Alejandro Romero   | EFICAR TEAM                    | Sen    | <b>161.4</b> | 9    | 160.7   | 6    | 160.7   | 10   | 160.0   | 5    | 159.5   | 4    | 160.4 |
| 3   | 8  | Alberto Gonzalez   | Última vuelta                  |        | <b>161.1</b> | 6    | 161.1   | 10   | 160.7   | 5    | 160.7   | 9    | 160.2   | 7    | 160.8 |
| 4   | 18 | Alvaro Serrano     | A.Española Clasicos Deportivos | SJun   | <b>160.9</b> | 4    | 160.2   | 3    | 160.0   | 2    | 159.7   | 7    | 157.6   | 6    | 159.7 |
| 5   | 14 | Andrea Fernandez   | Eficar Team                    | Fem    | <b>160.4</b> | 4    | 160.0   | 8    | 159.5   | 3    | 159.5   | 5    | 159.0   | 2    | 159.7 |
| 6   | 7  | Ivan Riera         | Langreo Motor Club             | Jun Rk | <b>160.2</b> | 3    | 159.0   | 2    | 158.5   | 4    | 158.5   | 9    | 158.3   | 5    | 158.9 |
| 7   | 10 | Gabriel Alonso     | RACE                           | Sen    | <b>160.2</b> | 3    | 160.2   | 8    | 159.0   | 2    | 158.8   | 4    | 158.5   | 9    | 159.3 |
| 8   | 4  | Iñaki Gesalaga     | Paradinas MotorSport           | Sen    | <b>160.0</b> | 5    | 160.0   | 7    | 159.7   | 9    | 159.7   | 10   | 158.8   | 3    | 159.6 |
| 9   | 6  | Morgan Bibiloni    | C.E. ULTIMA VUELTA             | RkSJJu | <b>160.0</b> | 6    | 159.0   | 8    | 157.6   | 3    | 157.6   | 5    | 157.6   | 10   | 158.4 |
| 10  | 9  | Nacho Rosell       | Rasante Sport                  | Rk     | <b>159.7</b> | 5    | 159.5   | 2    | 159.5   | 6    | 159.0   | 3    | 157.4   | 4    | 159.0 |
| 11  | 33 | Felix Aparicio     | C.E. ULTIMA VUELTA             | SJun   | <b>159.2</b> | 5    | 159.0   | 6    | 158.1   | 3    | 158.1   | 7    | 158.1   | 8    | 158.5 |
| 12  | 5  | Jorge J. Rodriguez | Eficar Team                    | SJun   | <b>158.3</b> | 4    | 158.1   | 10   | 157.8   | 9    | 157.6   | 6    | 157.6   | 11   | 157.9 |
| 13  | 3  | Sergio Cabal       | Rasante Sport                  | Sen    | <b>158.1</b> | 6    | 156.0   | 5    | 155.8   | 8    | 155.3   | 7    | 155.1   | 12   | 156.1 |
| 14  | 17 | Ana Barreras       | Automovil Club Madrid Sport    | Fem    | <b>157.8</b> | 2    | 157.8   | 4    | 157.6   | 6    | 157.4   | 8    | 157.2   | 5    | 157.6 |
| 15  | 15 | Cristóbal Rosaleny | Eficar Team                    |        | <b>156.9</b> | 2    | 156.2   | 3    | 156.2   | 5    | 156.2   | 8    | 155.8   | 6    | 156.3 |
| 16  | 12 | Mario Castro       | Rasante Sport                  | Rk     | <b>156.5</b> | 6    | 155.3   | 5    | 155.1   | 3    | 155.1   | 7    | 154.9   | 8    | 155.4 |



**Circuito del Jarama**  
**Copa KOBE de Circuitos**  
**1ª Carrera**  
**Secuencia Vueltas Rápidas**



| Vta. | Hora Día     | Tiempo Sesión | Nº | Piloto             | Concursante                    | Cat.   | Tiempo          | Km/h  |
|------|--------------|---------------|----|--------------------|--------------------------------|--------|-----------------|-------|
| 2    | 13:20:51.526 | 4:36.526      | 5  | Jorge J. Rodriguez | Eficar Team                    | SJun   | <b>2:18.131</b> | 100.3 |
| 2    | 13:20:51.973 | 4:36.973      | 33 | Felix Aparicio     | C.E. ULTIMA VUELTA             | SJun   | <b>2:17.898</b> | 100.5 |
| 2    | 13:20:52.884 | 4:37.884      | 14 | Andrea Fernandez   | Eficar Team                    | Fem    | <b>2:17.868</b> | 100.5 |
| 3    | 13:23:09.663 | 6:54.663      | 33 | Felix Aparicio     | C.E. ULTIMA VUELTA             | SJun   | <b>2:17.690</b> | 100.6 |
| 3    | 13:23:09.996 | 6:54.996      | 11 | Alejandro Romero   | EFICAR TEAM                    | Sen    | <b>2:17.543</b> | 100.7 |
| 3    | 13:23:10.857 | 6:55.857      | 18 | Alvaro Serrano     | A.Española Clasicos Deportivos | SJun   | <b>2:17.472</b> | 100.8 |
| 3    | 13:23:12.613 | 6:57.613      | 17 | Ana Barreras       | Automovil Club Madrid Sport    | Fem    | <b>2:17.229</b> | 100.9 |
| 8    | 13:34:40.167 | 18:25.167     | 11 | Alejandro Romero   | EFICAR TEAM                    | Sen    | <b>2:16.935</b> | 101.2 |
| 8    | 13:34:40.422 | 18:25.422     | 13 | Adrian Garcia      | C.E. ULTIMA VUELTA             | Jun Rk | <b>2:16.748</b> | 101.3 |

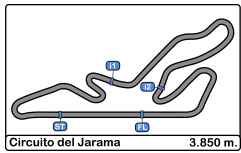


Circuito del Jarama  
Copa KOBE de Circuitos  
1ª Carrera



Mejor Maxima Velocidad del Evento

| Nº | Piloto             | Concursante                    | Cat.   | Km/h  | Sesión                     |
|----|--------------------|--------------------------------|--------|-------|----------------------------|
| 13 | Adrian Garcia      | C.E. ULTIMA VUELTA             | Jun Rk | 161.6 | 1ª Carrera                 |
| 11 | Alejandro Romero   | EFICAR TEAM                    | Sen    | 161.4 | 1ª Carrera                 |
| 8  | Alberto Gonzalez   | Última vuelta                  |        | 161.1 | 1ª Carrera                 |
| 18 | Alvaro Serrano     | A.Española Clasicos Deportivos | SJun   | 160.9 | 1ª Carrera                 |
| 14 | Andrea Fernandez   | Eficar Team                    | Fem    | 160.4 | 1ª Carrera                 |
| 10 | Gabriel Alonso     | RACE                           | Sen    | 160.2 | 1ª Carrera                 |
| 7  | Ivan Riera         | Langreo Motor Club             | Jun Rk | 160.2 | 1ª Carrera                 |
| 4  | Iñaki Gesalaga     | Paradinas MotorSport           | Sen    | 160.0 | 1ª Carrera                 |
| 6  | Morgan Bibiloni    | C.E. ULTIMA VUELTA             | RkSJun | 160.0 | 1ª Carrera                 |
| 9  | Nacho Rosell       | Rasante Sport                  | Rk     | 159.7 | 1ª Carrera                 |
| 33 | Felix Aparicio     | C.E. ULTIMA VUELTA             | SJun   | 159.2 | 1ª Carrera                 |
| 5  | Jorge J. Rodriguez | Eficar Team                    | SJun   | 158.3 | 1ª Carrera                 |
| 3  | Sergio Cabal       | Rasante Sport                  | Sen    | 158.1 | 1ª Carrera                 |
| 17 | Ana Barreras       | Automovil Club Madrid Sport    | Fem    | 157.8 | 1ª Carrera                 |
| 15 | Cristóbal Rosaleny | Eficar Team                    |        | 156.9 | 1ª Carrera                 |
| 12 | Mario Castro       | Rasante Sport                  | Rk     | 156.5 | 1ª Carrera                 |
| 28 | Fco Manuel Puertas | Eficar Team                    | SJun   | 154.2 | Entrenamiento cronometrado |



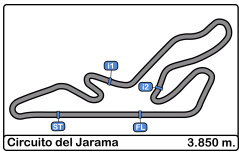
**Circuito del Jarama**  
**Copa KOBE de Circuitos**  
**1ª Carrera**  
**Cuentavueltas**



**VTA**

| Nr | Pos | Grid | 1  | 2  | 3  | 4  | 5  | 6  | 7  | 8  | 9  | 10 | 11 | 12 |
|----|-----|------|----|----|----|----|----|----|----|----|----|----|----|----|
| 5  | 1   | 5    | 5  | 5  | 5  | 5  | 5  | 5  | 5  | 33 | 33 | 33 | 33 | 33 |
| 33 | 2   | 33   | 33 | 33 | 33 | 33 | 33 | 33 | 33 | 5  | 5  | 5  | 5  | 11 |
| 11 | 3   | 11   | 11 | 11 | 11 | 11 | 11 | 11 | 11 | 11 | 13 | 13 | 11 | 13 |
| 14 | 4   | 14   | 14 | 14 | 14 | 13 | 13 | 13 | 13 | 13 | 11 | 11 | 13 | 17 |
| 13 | 5   | 13   | 18 | 18 | 18 | 17 | 17 | 17 | 17 | 17 | 17 | 17 | 17 | 4  |
| 18 | 6   | 18   | 13 | 13 | 13 | 8  | 4  | 4  | 8  | 4  | 4  | 4  | 4  | 8  |
| 8  | 7   | 8    | 8  | 8  | 8  | 4  | 8  | 8  | 4  | 8  | 8  | 8  | 8  | 5  |
| 4  | 8   | 4    | 17 | 17 | 17 | 10 | 7  | 7  | 7  | 7  | 7  | 14 | 14 | 14 |
| 7  | 9   | 7    | 4  | 4  | 4  | 7  | 10 | 10 | 18 | 14 | 14 | 18 | 18 | 7  |
| 17 | 10  | 17   | 10 | 10 | 10 | 14 | 14 | 14 | 14 | 18 | 18 | 7  | 7  | 18 |
| 28 | 11  | 28   | 7  | 7  | 7  | 18 | 18 | 18 | 10 | 10 | 10 | 10 | 10 | 10 |
| 10 | 12  | 10   | 9  | 9  | 9  | 9  | 9  | 9  | 9  | 9  | 9  | 9  | 9  | 9  |
| 6  | 13  | 6    | 15 | 15 | 15 | 15 | 15 | 15 | 15 | 15 | 15 | 15 | 15 | 15 |
| 9  | 14  | 9    | 12 | 12 | 12 | 12 | 12 | 12 | 12 | 3  | 3  | 6  | 6  | 6  |
| 15 | 15  | 15   | 3  | 3  | 3  | 3  | 3  | 3  | 3  | 6  | 6  | 3  | 3  | 3  |
| 3  | 16  | 3    | 6  | 6  | 6  | 6  | 6  | 6  | 6  | 12 | 12 | 12 | 12 | 12 |
| 12 | 17  | 12   |    |    |    |    |    |    |    |    |    |    |    |    |

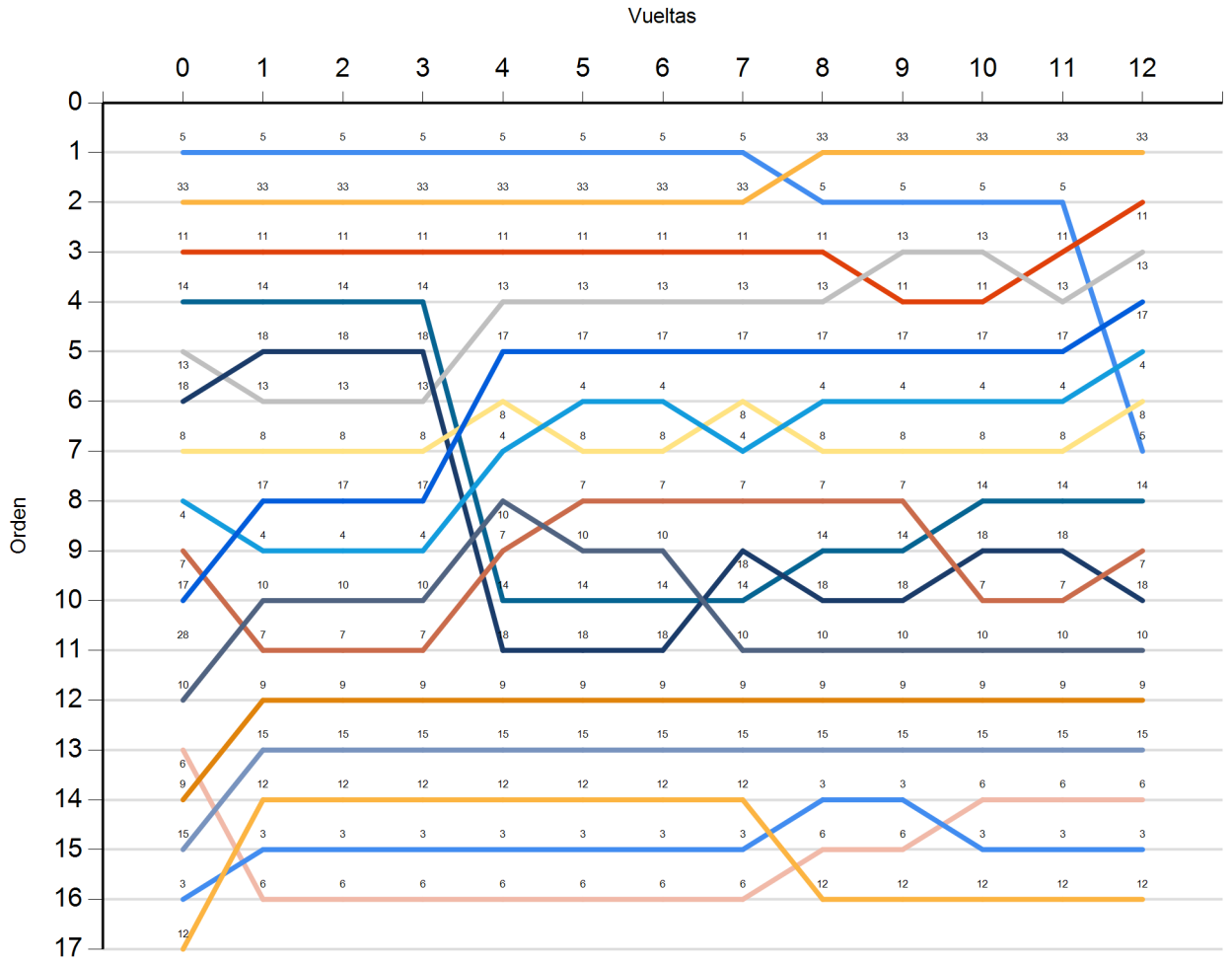




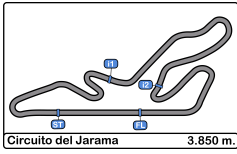
**Circuito del Jarama**  
**Copa KOBE de Circuitos**  
**1ª Carrera**  
**Cuentavueltas Gráfico**



- 5
- 33
- 11
- 14
- 13
- 18
- 8
- 4
- 7
- 17
- 28
- 10
- 6
- 9
- 15
- 3
- 12







**Circuito del Jarama**  
**Copa KOBE de Circuitos**  
**1ª Carrera**  
**Tiempos Parada en Pit**



| <u>Nº</u> | <u>Tiempo Día</u> | <u>Equipo</u> | <u>Vehiculo</u> | <u>Cat</u> | <u>Tiempo Entrada</u> | <u>Nº Parada</u> | <u>Tiempo Pit</u> | <u>Handicap</u> |
|-----------|-------------------|---------------|-----------------|------------|-----------------------|------------------|-------------------|-----------------|
|-----------|-------------------|---------------|-----------------|------------|-----------------------|------------------|-------------------|-----------------|