

**Circuito del Jarama**  
**Copa KOBE de Circuitos**  
**2ª Carrera**



**Resultados Provisionales**

Cls	Nº	Piloto	Concursante	Cat.	Vtas.	Tiempo	Dif 1º	Intervalo	Km/h	V.R.	Tiempo	Km/h
1	33	Felix Aparicio	C.E. ULTIMA VUELTA	SJun	12	<b>27:31.884</b>			100.6	8	2:16.262	101.7
2	5	Jorge J. Rodriguez	Eficar Team	SJun	12	<b>27:32.643</b>	0.759	0.759	100.6	12	2:16.781	101.3
3	14	Andrea Fernandez	Eficar Team	Fem	12	<b>27:34.447</b>	2.563	1.804	100.5	11	2:16.354	101.6
4	11	Alejandro Romero	EFICAR TEAM	Sen	12	<b>27:34.917</b>	3.033	0.470	100.5	3	2:16.383	101.6
5	8	Alberto Gonzalez	Última vuelta		12	<b>27:35.248</b>	3.364	0.331	100.4	9	2:16.955	101.2
6	18	Alvaro Serrano	A.Española Clasicos Deportivos	SJun	12	<b>27:41.734</b>	9.850	6.486	100.0	8	2:17.253	100.9
7	17	Ana Barreras	Automovil Club Madrid Sport	Fem	12	<b>27:42.030</b>	10.146	0.296	100.0	8	2:17.619	100.7
8	7	Ivan Riera	Langreo Motor Club	Jun Rk	12	<b>27:47.256</b>	15.372	5.226	99.7	9	2:18.053	100.3
9	13	Adrian Garcia	C.E. ULTIMA VUELTA	Jun Rk	12	<b>27:52.379</b>	20.495	5.123	99.4	3	2:18.233	100.2
10	10	Gabriel Alonso	RACE	Sen	12	<b>27:53.016</b>	21.132	0.637	99.4	9	2:18.339	100.1
11	6	Morgan Bibiloni	C.E. ULTIMA VUELTA	RkSJun	12	<b>28:00.744</b>	28.860	7.728	98.9	3	2:18.792	99.8
12	28	Fco Manuel Puertas	Eficar Team	SJun	12	<b>28:00.964</b>	29.080	0.220	98.9	5	2:18.489	100.0
13	15	Cristóbal Rosaleny	Eficar Team		12	<b>28:04.221</b>	32.337	3.257	98.7	3	2:18.623	99.9
14	9	Nacho Rosell	Rasante Sport	Rk	12	<b>28:05.223</b>	33.339	1.002	98.6	11	2:19.264	99.5
15	4	Iñaki Gesalaga	Paradinas MotorSport	Sen	12	<b>28:05.680</b>	33.796	0.457	98.6	11	2:17.859	100.5
16	12	Mario Castro	Rasante Sport	Rk	12	<b>28:09.274</b>	37.390	3.594	98.4	12	2:19.255	99.5
17	3	Sergio Cabal	Rasante Sport	Sen	12	<b>28:11.437</b>	39.553	2.163	98.3	4	2:19.618	99.2

**Vuelta Rápida Felix Aparicio en 2:16.262 a 101.7 Km/h en la vuelta 8**

Publicada a las :.....

Track

25.3 °C

Air Temp: 14.5 °C

Humidity: 41 %

Track

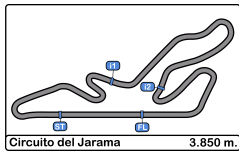
DRY

**Comisarios Deportivos:**

**Director de Carrera:**

**Cronometrador:**





Circuito del Jarama  
Copa KOBE de Circuitos  
2ª Carrera



Clasificación Provisional por Vuelta Rápida de Piloto

Cls	Nº	Piloto	Concursante	Cat.	Vtas	V.R.	Tiempo	Dif 1º	Intervalo	Km/h
1	33	Felix Aparicio	C.E. ULTIMA VUELTA	SJun	12	8	<b>2:16.262</b>			101.7
2	14	Andrea Fernandez	Eficar Team	Fem	12	11	<b>2:16.354</b>	0.092	0.092	101.6
3	11	Alejandro Romero	EFICAR TEAM	Sen	12	3	<b>2:16.383</b>	0.121	0.029	101.6
4	5	Jorge J. Rodriguez	Eficar Team	SJun	12	12	<b>2:16.781</b>	0.519	0.398	101.3
5	8	Alberto Gonzalez	Última vuelta		12	9	<b>2:16.955</b>	0.693	0.174	101.2
6	18	Alvaro Serrano	A.Española Clasicos Deportivos	SJun	12	8	<b>2:17.253</b>	0.991	0.298	100.9
7	17	Ana Barreras	Automovil Club Madrid Sport	Fem	12	8	<b>2:17.619</b>	1.357	0.366	100.7
8	4	Iñaki Gesalaga	Paradinas MotorSport	Sen	12	11	<b>2:17.859</b>	1.597	0.240	100.5
9	7	Ivan Riera	Langreo Motor Club	Jun Rk	12	9	<b>2:18.053</b>	1.791	0.194	100.3
10	13	Adrian Garcia	C.E. ULTIMA VUELTA	Jun Rk	12	3	<b>2:18.233</b>	1.971	0.180	100.2
11	10	Gabriel Alonso	RACE	Sen	12	9	<b>2:18.339</b>	2.077	0.106	100.1
12	28	Fco Manuel Puertas	Eficar Team	SJun	12	5	<b>2:18.489</b>	2.227	0.150	100.0
13	15	Cristóbal Rosaleny	Eficar Team		12	3	<b>2:18.623</b>	2.361	0.134	99.9
14	6	Morgan Bibiloni	C.E. ULTIMA VUELTA	RkSJun	12	3	<b>2:18.792</b>	2.530	0.169	99.8
15	12	Mario Castro	Rasante Sport	Rk	12	12	<b>2:19.255</b>	2.993	0.463	99.5
16	9	Nacho Rosell	Rasante Sport	Rk	12	11	<b>2:19.264</b>	3.002	0.009	99.5
17	3	Sergio Cabal	Rasante Sport	Sen	12	4	<b>2:19.618</b>	3.356	0.354	99.2



**Circuito del Jarama**  
**Copa KOBE de Circuitos**  
**2ª Carrera**  
**Distancia y Velocidad Media**



Cls	Nº	Piloto	Nac	Concursante	Cat.	Cls	Vtas.	Distancia	Tiempo	Km/h
1	33	Felix Aparicio		C.E. ULTIMA VUELTA	SJun	1	12	46.20	27:31.884	100.6
2	5	Jorge J. Rodriguez		Eficar Team	SJun	2	12	46.20	27:32.643	100.6
3	14	Andrea Fernandez		Eficar Team	Fem	1	12	46.20	27:34.447	100.5
4	11	Alejandro Romero		EFICAR TEAM	Sen	1	12	46.20	27:34.917	100.5
5	8	Alberto Gonzalez		Última vuelta			12	46.20	27:35.248	100.4
6	18	Alvaro Serrano		A.Española Clasicos Deportivos	SJun	3	12	46.20	27:41.734	100.0
7	17	Ana Barreras		Automovil Club Madrid Sport	Fem	2	12	46.20	27:42.030	100.0
8	7	Ivan Riera		Langreo Motor Club	Jun Rk	1	12	46.20	27:47.256	99.7
9	13	Adrian Garcia		C.E. ULTIMA VUELTA	Jun Rk	2	12	46.20	27:52.379	99.4
10	10	Gabriel Alonso		RACE	Sen	2	12	46.20	27:53.016	99.4
11	6	Morgan Bibiloni		C.E. ULTIMA VUELTA	RkSJun	1	12	46.20	28:00.744	98.9
12	28	Fco Manuel Puertas		Eficar Team	SJun	4	12	46.20	28:00.964	98.9
13	15	Cristóbal Rosaleny		Eficar Team		1	12	46.20	28:04.221	98.7
14	9	Nacho Rosell		Rasante Sport	Rk	1	12	46.20	28:05.223	98.6
15	4	Iñaki Gesalaga		Paradinas MotorSport	Sen	3	12	46.20	28:05.680	98.6
16	12	Mario Castro		Rasante Sport	Rk	2	12	46.20	28:09.274	98.4
17	3	Sergio Cabal		Rasante Sport	Sen	4	12	46.20	28:11.437	98.3



**Circuito del Jarama**  
**Copa KOBE de Circuitos**  
**2ª Carrera**  
**Tiempos Por Vuelta**



3							6								
1 Sergio Cabal							1 Morgan Bibiloni								
Toyota Aygo							Toyota Aygo								
SEN							C.E. ULTIMA VUELTA								
2							2								
Rasante Sport							SJUN/RK								
Vta	D	Tiempo	Sector 1	Sector 2	Sector 3	V.Max	Elapsed	Vta	D	Tiempo	Sector 1	Sector 2	Sector 3	V.Max	Elapsed
1		2:28.604	59.586	49.967	39.051	99.4	2:28.604	1		2:27.333	59.623	49.182	38.528	100.0	2:27.333
2		2:20.433	52.907	48.517	39.009	155.3	4:49.037	2		2:19.179	52.438	48.240	38.501	156.5	4:46.512
3		2:20.213	52.813	48.666	38.734	152.5	7:09.250	3		2:18.792	52.572	47.814	38.406	155.6	7:05.304
4		2:19.618	52.527	48.329	38.762	152.7	9:28.868	4		2:20.042	52.774	48.870	38.398	155.6	9:25.346
5		2:20.920	53.394	48.812	38.714	151.4	11:49.788	5		2:19.609	52.384	47.823	39.402	153.4	11:44.955
6		2:19.758	52.679	48.436	38.643	152.7	14:09.546	6		2:19.870	53.287	48.270	38.313	150.2	14:04.825
7		2:20.567	52.568	48.682	39.317	152.9	16:30.113	7		2:19.221	52.485	47.982	38.754	155.3	16:24.046
8		2:20.925	53.438	48.847	38.640	152.1	18:51.038	8		2:18.925	52.501	47.939	38.485	156.2	18:42.971
9		2:20.519	52.605	48.931	38.983	153.6	21:11.557	9		2:19.691	52.816	48.038	38.837	153.1	21:02.662
10		2:19.723	52.605	48.308	38.810	152.7	23:31.280	10		2:19.745	53.342	47.745	38.658	155.3	23:22.407
11		2:19.970	52.676	48.381	38.913	152.7	25:51.250	11		2:19.188	52.850	47.722	38.616	153.1	25:41.595
12		2:20.187	52.555	48.393	39.239	152.9	28:11.437	12		2:19.149	52.514	47.566	39.069	152.3	28:00.744

4							7								
1 Iñaki Gesalaga							1 Ivan Riera								
Toyota Aygo							Toyota Aygo								
SEN							Langreo Motor Club								
2							2								
Paradinas MotorSport							JUN/RK								
Vta	D	Tiempo	Sector 1	Sector 2	Sector 3	V.Max	Elapsed	Vta	D	Tiempo	Sector 1	Sector 2	Sector 3	V.Max	Elapsed
1		2:31.380	1:03.155	50.089	38.136	85.2	2:31.380	1		2:22.840	56.281	48.093	38.466	93.9	2:22.840
2		2:18.563	52.697	47.872	37.994	153.6	4:49.943	2		2:18.402	52.159	47.996	38.247	157.4	4:41.242
3		2:18.284	52.277	47.929	38.078	158.1	7:08.227	3		2:18.528	52.340	47.843	38.345	154.9	6:59.770
4		2:18.587	52.104	47.856	38.627	155.3	9:26.814	4		2:18.755	52.435	47.988	38.332	153.4	9:18.525
5		2:18.418	52.333	47.780	38.305	155.6	11:45.232	5		2:18.842	52.409	48.081	38.352	153.4	11:37.367
6		2:18.587	52.644	47.830	38.113	153.8	14:03.819	6		2:18.654	52.226	48.051	38.377	152.7	13:56.021
7		2:19.212	52.980	47.689	38.543	157.8	16:23.031	7		2:18.624	52.177	48.001	38.446	153.4	16:14.645
8		2:27.337	1:01.111	47.917	38.309	154.5	18:50.368	8		2:18.530	52.118	48.034	38.378	152.7	18:33.175
9		2:18.291	52.335	47.788	38.168	153.8	21:08.659	9		2:18.053	51.930	47.800	38.323	152.5	20:51.228
10		2:18.466	52.720	47.716	38.030	154.0	23:27.125	10		2:18.601	52.358	47.955	38.288	152.5	23:09.829
11		2:17.859	51.833	47.645	38.381	155.3	25:44.984	11		2:18.764	52.335	48.013	38.416	151.8	25:28.593
12		2:20.696	52.797	48.196	39.703	156.9	28:05.680	12		2:18.663	52.339	47.924	38.400	151.8	27:47.256

5							8								
1 Jorge J. Rodriguez							1 Alberto Gonzalez								
Toyota Aygo							Toyota Aygo								
SJUN							Última vuelta								
2							2								
Eficar Team															
Vta	D	Tiempo	Sector 1	Sector 2	Sector 3	V.Max	Elapsed	Vta	D	Tiempo	Sector 1	Sector 2	Sector 3	V.Max	Elapsed
1		2:18.871	53.138	47.685	38.048	82.6	2:18.871	1		2:19.346	53.475	47.663	38.208	82.4	2:19.346
2		2:17.510	52.147	47.300	38.063	153.1	4:36.381	2		2:17.455	52.006	47.518	37.931	153.8	4:36.801
3		2:17.562	52.256	47.158	38.148	153.1	6:53.943	3		2:17.826	52.155	47.554	38.117	153.8	6:54.627
4		2:17.777	52.094	47.672	38.011	153.4	9:11.720	4		2:17.964	52.055	47.977	37.932	153.4	9:12.591
5		2:18.273	52.528	47.770	37.975	154.2	11:29.993	5		2:18.554	52.144	48.211	38.199	155.3	11:31.145
6		2:17.897	52.442	47.330	38.125	156.7	13:47.890	6		2:17.887	52.136	47.679	38.072	155.6	13:49.032
7		2:17.786	51.888	47.413	38.485	157.8	16:05.676	7		2:18.829	52.413	48.008	38.408	156.5	16:07.861
8		2:17.330	51.901	47.263	38.166	151.4	18:23.006	8		2:17.723	51.749	47.845	38.129	159.0	18:25.584
9		2:17.127	51.967	47.171	37.989	152.9	20:40.133	9		2:16.955	51.558	47.468	37.929	156.2	20:42.539
10		2:18.672	52.865	47.916	37.891	154.0	22:58.805	10		2:18.249	51.772	48.242	38.235	155.3	23:00.788
11		2:17.057	51.628	47.333	38.096	155.8	25:15.862	11		2:17.157	51.635	47.343	38.179	157.6	25:17.945
12		2:16.781	51.377	47.334	38.070	156.5	27:32.643	12		2:17.303	51.783	47.499	38.021	155.3	27:35.248





**Circuito del Jarama**  
**Copa KOBE de Circuitos**  
**2ª Carrera**  
**Tiempos Por Vuelta**



9							12								
1 Nacho Rosell							1 Mario Castro								
Toyota Aygo							Toyota Aygo								
RK							RK								
2							2								
Rasante Sport							Rasante Sport								
Vta	D	Tiempo	Sector 1	Sector 2	Sector 3	V.Max	Elapsed	Vta	D	Tiempo	Sector 1	Sector 2	Sector 3	V.Max	Elapsed
1		2:25.793	58.831	48.450	38.512	92.7	2:25.793	1		2:29.345	1:00.588	49.649	39.108	97.2	2:29.345
2		2:21.206	53.788	48.931	38.487	157.6	4:46.999	2		2:20.141	52.979	48.423	38.739	154.7	4:49.486
3		2:19.294	52.919	47.833	38.542	155.6	7:06.293	3		2:20.213	53.298	48.521	38.394	151.0	7:09.699
4		2:20.324	52.720	48.216	39.388	151.4	9:26.617	4		2:19.771	52.749	48.336	38.686	154.0	9:29.470
5		2:20.036	53.313	47.952	38.771	154.9	11:46.653	5		2:20.662	53.042	49.087	38.533	154.9	11:50.132
6		2:20.730	53.540	48.534	38.656	151.4	14:07.383	6		2:19.809	52.823	48.310	38.676	154.5	14:09.941
7		2:19.704	52.967	48.028	38.709	154.9	16:27.087	7		2:20.414	52.811	48.318	39.285	155.6	16:30.355
8		2:19.750	52.596	48.449	38.705	155.3	18:46.837	8		2:20.999	54.342	48.094	38.563	153.4	18:51.354
9		2:19.371	52.408	48.049	38.914	154.5	21:06.208	9		2:19.270	52.762	48.145	38.363	151.8	21:10.624
10		2:19.298	52.430	47.993	38.875	154.7	23:25.506	10		2:19.670	53.044	48.322	38.304	153.1	23:30.294
11		2:19.264	52.224	48.278	38.762	154.5	25:44.770	11		2:19.725	52.748	48.179	38.798	152.9	25:50.019
12		2:20.453	52.782	48.295	39.376	158.3	28:05.223	12		2:19.255	52.584	48.226	38.445	152.7	28:09.274

10							13								
1 Gabriel Alonso							1 Adrian Garcia								
Toyota Aygo							Toyota Aygo								
SEN							C.E. ULTIMA VUELTA								
2							2								
RACE							JUN/RK								
Vta	D	Tiempo	Sector 1	Sector 2	Sector 3	V.Max	Elapsed	Vta	D	Tiempo	Sector 1	Sector 2	Sector 3	V.Max	Elapsed
1		2:24.671	57.404	48.184	39.083	95.8	2:24.671	1		2:25.968	58.397	49.271	38.300	90.3	2:25.968
2		2:20.000	52.820	47.935	39.245	154.9	4:44.671	2		2:18.357	52.193	47.541	38.623	156.5	4:44.325
3		2:19.167	52.710	47.782	38.675	146.9	7:03.838	3		2:18.233	52.374	47.601	38.258	151.2	7:02.558
4		2:18.667	52.210	47.822	38.635	154.9	9:22.505	4		2:18.313	52.369	47.741	38.203	150.6	9:20.871
5		2:18.563	52.232	47.919	38.412	154.5	11:41.068	5		2:18.428	52.451	47.747	38.230	150.8	11:39.299
6		2:18.866	52.147	47.962	38.757	154.5	13:59.934	6		2:18.309	52.258	47.840	38.211	151.4	13:57.608
7		2:18.726	52.102	47.738	38.886	154.7	16:18.660	7		2:18.350	52.262	47.694	38.394	153.4	16:15.958
8		2:18.395	52.266	47.704	38.425	154.5	18:37.055	8		2:18.606	52.265	47.682	38.659	152.5	18:34.564
9		2:18.339	52.188	47.804	38.347	154.5	20:55.394	9		2:19.229	52.952	48.055	38.222	152.5	20:53.793
10		2:18.857	52.305	47.955	38.597	155.3	23:14.251	10		2:19.424	52.913	48.006	38.505	151.6	23:13.217
11		2:18.797	52.401	47.926	38.470	155.3	25:33.048	11		2:19.317	52.726	48.045	38.546	150.4	25:32.534
12		2:19.968	53.230	48.280	38.458	155.8	27:53.016	12		2:19.845	53.274	48.220	38.351	150.8	27:52.379

11							14								
1 Alejandro Romero							1 Andrea Fernandez								
Toyota Aygo							Toyota Aygo								
SEN							EFICAR TEAM								
2							2								
FEM							Fem								
Vta	D	Tiempo	Sector 1	Sector 2	Sector 3	V.Max	Elapsed	Vta	D	Tiempo	Sector 1	Sector 2	Sector 3	V.Max	Elapsed
1		2:21.144	55.551	47.543	38.050	91.5	2:21.144	1		2:18.616	52.732	47.600	38.284	79.9	2:18.616
2		2:17.760	53.043	46.962	37.755	155.1	4:38.904	2		2:17.543	52.050	47.339	38.154	153.8	4:36.159
3		2:16.383	51.772	46.876	37.735	155.3	6:55.287	3		2:17.550	52.048	47.304	38.198	153.4	6:53.709
4		2:16.706	51.656	47.116	37.934	156.7	9:11.993	4		2:17.812	52.119	47.583	38.110	153.6	9:11.521
5		2:17.584	52.345	47.384	37.855	156.7	11:29.577	5		2:17.802	52.311	47.399	38.092	154.7	11:29.323
6		2:18.761	53.564	47.282	37.915	154.5	13:48.338	6		2:18.228	52.852	47.345	38.031	154.7	13:47.551
7		2:19.734	53.159	47.506	39.069	159.0	16:08.072	7		2:19.930	53.154	47.865	38.911	153.8	16:07.481
8		2:16.896	51.951	47.161	37.784	158.5	18:24.968	8		2:17.096	51.920	47.126	38.050	157.2	18:24.577
9		2:16.904	51.682	47.152	38.070	157.4	20:41.872	9		2:17.048	51.811	47.151	38.086	155.3	20:41.625
10		2:17.730	52.020	47.759	37.951	156.7	22:59.602	10		2:18.669	51.965	48.646	38.058	156.5	23:00.294
11		2:16.523	51.461	46.955	38.107	155.1	25:16.125	11		2:16.354	51.348	47.036	37.970	157.2	25:16.648
12		2:18.792	51.790	48.036	38.966	158.3	27:34.917	12		2:17.799	51.792	47.803	38.204	157.8	27:34.447





**Circuito del Jarama**  
**Copa KOBE de Circuitos**  
**2ª Carrera**  
**Tiempos Por Vuelta**



**15**

1 Cristóbal Rosaleny

Toyota Aygo

VIP\*

2

Eficar Team

**28**

1 Fco Manuel Puertas

Toyota Aygo

2

Eficar Team

Vta	D	Tiempo	Sector 1	Sector 2	Sector 3	V.Max	Elapsed	Vta	D	Tiempo	Sector 1	Sector 2	Sector 3	V.Max	Elapsed
1		2:26.783	58.947	49.325	38.511	97.5	2:26.783	1		2:28.210	59.868	49.220	39.122	99.1	2:28.210
2		2:19.492	52.481	48.171	38.840	155.6	4:46.275	2		2:19.221	52.571	48.307	38.343	156.2	4:47.431
3		<b>2:18.623</b>	<b>52.219</b>	<b>47.862</b>	38.542	154.5	7:04.898	3		2:19.035	52.840	47.916	<b>38.279</b>	158.3	7:06.466
4		2:18.730	52.519	48.025	<b>38.186</b>	153.6	9:23.628	4		2:19.996	52.966	48.070	38.960	154.9	9:26.462
5		2:19.114	52.245	48.130	38.739	153.6	11:42.742	5		<b>2:18.489</b>	<b>52.097</b>	47.681	38.711	156.7	11:44.951
6		2:20.293	52.923	48.574	38.796	152.7	14:03.035	6		2:18.573	52.473	47.765	38.335	150.0	14:03.524
7		2:19.829	52.606	48.383	38.840	152.3	16:22.864	7		2:19.818	52.864	47.974	38.980	158.3	16:23.342
8		2:19.947	53.141	48.197	38.609	151.8	18:42.811	8		2:20.055	53.646	47.912	38.497	156.5	18:43.397
9		2:19.652	52.410	48.430	38.812	153.4	21:02.463	9		2:19.628	52.711	48.078	38.839	154.7	21:03.025
10		2:19.979	52.721	48.265	38.993	149.5	23:22.442	10		2:19.664	53.333	47.850	38.481	155.6	23:22.689
11		2:21.764	54.521	48.680	38.563	149.1	25:44.206	11		2:19.346	52.945	47.673	38.728	153.1	25:42.035
12		2:20.015	52.833	48.370	38.812	153.1	28:04.221	12		2:18.929	52.329	<b>47.665</b>	38.935	155.6	28:00.964

**17**

1 Ana Barreras

Toyota Aygo

FEM

2

Automovil Club Madrid Sport

**33**

1 Felix Aparicio

Toyota Aygo

2

C.E. ULTIMA VUELTA

Vta	D	Tiempo	Sector 1	Sector 2	Sector 3	V.Max	Elapsed	Vta	D	Tiempo	Sector 1	Sector 2	Sector 3	V.Max	Elapsed
1		2:22.302	55.386	48.610	38.306	86.4	2:22.302	1		2:21.487	55.957	47.472	38.058	93.1	2:21.487
2		2:17.804	52.201	47.543	<b>38.060</b>	154.0	4:40.106	2		2:17.741	52.718	47.236	<b>37.787</b>	157.6	4:39.228
3		2:18.060	<b>51.690</b>	<b>47.537</b>	38.833	153.6	6:58.166	3		2:16.672	51.698	47.005	37.969	157.4	6:55.900
4		2:18.121	52.243	47.679	38.199	152.9	9:16.287	4		2:16.897	51.652	47.268	37.977	156.7	9:12.797
5		2:18.163	52.298	47.647	38.218	153.6	11:34.450	5		2:17.785	52.242	47.564	37.979	158.5	11:30.582
6		2:18.073	51.921	47.979	38.173	153.6	13:52.523	6		2:17.513	52.293	47.150	38.070	157.4	13:48.095
7		2:17.759	51.963	47.578	38.218	154.9	16:10.282	7		2:19.152	52.839	47.737	38.576	158.5	16:07.247
8		<b>2:17.619</b>	51.788	47.557	38.274	154.7	18:27.901	8		<b>2:16.262</b>	51.568	<b>46.868</b>	37.826	156.0	18:23.509
9		2:18.479	51.841	48.166	38.472	154.7	20:46.380	9		2:16.854	51.903	46.965	37.986	156.0	20:40.363
10		2:18.173	51.965	47.697	38.511	154.0	23:04.553	10		2:18.182	52.580	47.672	37.930	155.8	22:58.545
11		2:18.247	52.242	47.839	38.166	153.1	25:22.800	11		2:16.644	51.576	47.138	37.930	154.5	25:15.189
12		2:19.230	52.054	48.366	38.810	153.1	27:42.030	12		2:16.695	<b>51.454</b>	47.300	37.941	153.1	27:31.884

**18**

1 Alvaro Serrano

Toyota Aygo

SJUN

2

A.Española Clasicos Deportivos

Vta	D	Tiempo	Sector 1	Sector 2	Sector 3	V.Max	Elapsed
1		2:23.032	56.771	47.913	38.348	90.9	2:23.032
2		2:17.439	52.326	<b>47.272</b>	37.841	154.9	4:40.471
3		2:17.500	<b>51.756</b>	47.464	38.280	154.7	6:57.971
4		2:17.532	51.994	47.459	38.079	154.5	9:15.503
5		2:17.902	52.132	47.704	38.066	154.0	11:33.405
6		2:18.618	52.436	48.005	38.177	154.5	13:52.023
7		2:17.563	51.889	47.718	37.956	154.7	16:09.586
8		<b>2:17.253</b>	51.931	47.515	<b>37.807</b>	155.8	18:26.839
9		2:18.641	52.735	47.803	38.103	156.0	20:45.480
10		2:17.711	51.853	47.914	37.944	154.2	23:03.191
11		2:18.389	52.324	47.753	38.312	154.2	25:21.580
12		2:20.154	52.525	48.855	38.774	153.1	27:41.734





**Circuito del Jarama**  
**Copa KOBE de Circuitos**  
**2ª Carrera**  
**Análisis**



**Num Tiempo Vta. Dif. 1º**

**Vta 1**

14	2:18.616	
5	2:18.871	00.255
8	2:19.346	00.730
11	2:21.144	02.528
33	2:21.487	02.871
17	2:22.302	03.686
7	2:22.840	04.224
18	2:23.032	04.416
10	2:24.671	06.055
9	2:25.793	07.177
13	2:25.968	07.352
15	2:26.783	08.167
6	2:27.333	08.717
28	2:28.210	09.594
3	2:28.604	09.988
12	2:29.345	10.729
4	2:31.380	12.764

**Num Tiempo Vta. Dif. 1º**

**Vta 2**

14	2:17.543	
5	2:17.510	00.222
8	2:17.455	00.642
11	2:17.760	02.745
33	2:17.741	03.069
17	2:17.804	03.947
18	2:17.439	04.312
7	2:18.402	05.083
13	2:18.357	08.166
10	2:20.000	08.512
15	2:19.492	10.116
6	2:19.179	10.353
9	2:21.206	10.840
28	2:19.221	11.272
3	2:20.433	12.878
12	2:20.141	13.327
4	2:18.563	13.784

**Num Tiempo Vta. Dif. 1º**

**Vta 3**

14	2:17.550	
----	----------	--

5	2:17.562	00.234
8	2:17.826	00.918
11	2:16.383	01.578
33	2:16.672	02.191
18	2:17.500	04.262
17	2:18.060	04.457
7	2:18.528	06.061
13	2:18.233	08.849
10	2:19.167	10.129
15	2:18.623	11.189
6	2:18.792	11.595
9	2:19.294	12.584
28	2:19.035	12.757
4	2:18.284	14.518
3	2:20.213	15.541
12	2:20.213	15.990

**Num Tiempo Vta. Dif. 1º**

**Vta 4**

14	2:17.812	
5	2:17.777	00.199
11	2:16.706	00.472
8	2:17.964	01.070
33	2:16.897	01.276
18	2:17.532	03.982
17	2:18.121	04.766
7	2:18.755	07.004
13	2:18.313	09.350
10	2:18.667	10.984
15	2:18.730	12.107
6	2:20.042	13.825
28	2:19.996	14.941
9	2:20.324	15.096
4	2:18.587	15.293
3	2:19.618	17.347
12	2:19.771	17.949

**Num Tiempo Vta. Dif. 1º**

**Vta 5**

14	2:17.802	
11	2:17.584	00.254
5	2:18.273	00.670
33	2:17.785	01.259

8	2:18.554	01.822
18	2:17.902	04.082
17	2:18.163	05.127
7	2:18.842	08.044
13	2:18.428	09.976
10	2:18.563	11.745
15	2:19.114	13.419
28	2:18.489	15.628
6	2:19.609	15.632
4	2:18.418	15.909
9	2:20.036	17.330
3	2:20.920	20.465
12	2:20.662	20.809

**Num Tiempo Vta. Dif. 1º**

**Vta 6**

14	2:18.228	
5	2:17.897	00.339
33	2:17.513	00.544
11	2:18.761	00.787
8	2:17.887	01.481
18	2:18.618	04.472
17	2:18.073	04.972
7	2:18.654	08.470
13	2:18.309	10.057
10	2:18.866	12.383
15	2:20.293	15.484
28	2:18.573	15.973
4	2:18.587	16.268
6	2:19.870	17.274
9	2:20.730	19.832
3	2:19.758	21.995
12	2:19.809	22.390

**Num Tiempo Vta. Dif. 1º**

**Vta 7**

5	2:17.786	
33	2:19.152	01.571
14	2:19.930	01.805
8	2:18.829	02.185
11	2:19.734	02.396
18	2:17.563	03.910
17	2:17.759	04.606

7	2:18.624	08.969
13	2:18.350	10.282
10	2:18.726	12.984
15	2:19.829	17.188
4	2:19.212	17.355
28	2:19.818	17.666
6	2:19.221	18.370
9	2:19.704	21.411
3	2:20.567	24.437
12	2:20.414	24.679

**Num Tiempo Vta. Dif. 1º**

**Vta 8**

5	2:17.330	
33	2:16.262	00.503
14	2:17.096	01.571
11	2:16.896	01.962
8	2:17.723	02.578
18	2:17.253	03.833
17	2:17.619	04.895
7	2:18.530	10.169
13	2:18.606	11.558
10	2:18.395	14.049
15	2:19.947	19.805
6	2:18.925	19.965
28	2:20.055	20.391
9	2:19.750	23.831
4	2:27.337	27.362
3	2:20.925	28.032
12	2:20.999	28.348

**Num Tiempo Vta. Dif. 1º**

**Vta 9**

5	2:17.127	
33	2:16.854	00.230
14	2:17.048	01.492
11	2:16.904	01.739
8	2:16.955	02.406
18	2:18.641	05.347
17	2:18.479	06.247
7	2:18.053	11.095
13	2:19.229	13.660
10	2:18.339	15.261

15	2:19.652	22.330
6	2:19.691	22.529
28	2:19.628	22.892
9	2:19.371	26.075
4	2:18.291	28.526
12	2:19.270	30.491
3	2:20.519	31.424

**Num Tiempo Vta. Dif. 1º**

**Vta 10**

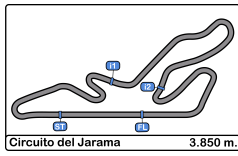
33	2:18.182	
5	2:18.672	00.260
11	2:17.730	01.057
14	2:18.669	01.749
8	2:18.249	02.243
18	2:17.711	04.646
17	2:18.173	06.008
7	2:18.601	11.284
13	2:19.424	14.672
10	2:18.857	15.706
6	2:19.745	23.862
15	2:19.979	23.897
28	2:19.664	24.144
9	2:19.298	26.961
4	2:18.466	28.580
12	2:19.670	31.749
3	2:19.723	32.735

**Num Tiempo Vta. Dif. 1º**

**Vta 11**

33	2:16.644	
5	2:17.057	00.673
11	2:16.523	00.936
14	2:16.354	01.459
8	2:17.157	02.756
18	2:18.389	06.391
17	2:18.247	07.611
7	2:18.764	13.404
13	2:19.317	17.345
10	2:18.797	17.859
6	2:19.188	26.406
28	2:19.346	26.846
15	2:21.764	29.017





**Circuito del Jarama**  
**Copa KOBE de Circuitos**  
**2ª Carrera**  
**Análisis**



9	2:19.264	29.581
4	2:17.859	29.795
12	2:19.725	34.830
3	2:19.970	36.061

Num	Tiempo Vta.	Dif. 1º
-----	-------------	---------

**Vta 12**

33	2:16.695	
5	2:16.781	00.759
14	2:17.799	02.563
11	2:18.792	03.033
8	2:17.303	03.364
18	2:20.154	09.850
17	2:19.230	10.146
7	2:18.663	15.372
13	2:19.845	20.495
10	2:19.968	21.132
6	2:19.149	28.860
28	2:18.929	29.080
15	2:20.015	32.337
9	2:20.453	33.339
4	2:20.696	33.796
12	2:19.255	37.390
3	2:20.187	39.553

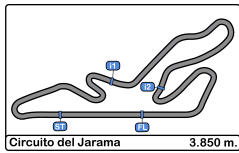




**Circuito del Jarama**  
**Copa KOBE de Circuitos**  
**2ª Carrera**  
**Mejores Sectores**



Sector - 1				Sector - 2				Sector - 3				Vuelta Ideal vs Mejor Vuelta			
Clas	Nº	Nombre	Tiempo	Nº	Nombre	Tiempo	Nº	Nombre	Tiempo	Clas	Nº	Nombre	Vta. Ideal	Mejor Vta.	Clas
1	14	Andrea Fernandez	51.348	33	Felix Aparicio	46.868	11	Alejandro Romero	37.735	1	11	Alejandro Romero	2:16.072	2:16.383	3
2	5	Jorge J. Rodriguez	51.377	11	Alejandro Romero	46.876	33	Felix Aparicio	37.787	2	33	Felix Aparicio	2:16.109	2:16.262	1
3	33	Felix Aparicio	51.454	14	Andrea Fernandez	47.036	18	Alvaro Serrano	37.807	3	14	Andrea Fernandez	2:16.354	2:16.354	2
4	11	Alejandro Romero	51.461	5	Jorge J. Rodriguez	47.158	5	Jorge J. Rodriguez	37.891	4	5	Jorge J. Rodriguez	2:16.426	2:16.781	4
5	8	Alberto Gonzalez	51.558	18	Alvaro Serrano	47.272	8	Alberto Gonzalez	37.929	5	8	Alberto Gonzalez	2:16.830	2:16.955	5
6	17	Ana Barreras	51.690	8	Alberto Gonzalez	47.343	14	Andrea Fernandez	37.970	6	18	Alvaro Serrano	2:16.835	2:17.253	6
7	18	Alvaro Serrano	51.756	17	Ana Barreras	47.537	4	Iñaki Gesalaga	37.994	7	17	Ana Barreras	2:17.287	2:17.619	7
8	4	Iñaki Gesalaga	51.833	13	Adrian Garcia	47.541	17	Ana Barreras	38.060	8	4	Iñaki Gesalaga	2:17.472	2:17.859	8
9	7	Ivan Riera	51.930	6	Morgan Bibiloni	47.566	15	Cristóbal Rosaleny	38.186	9	13	Adrian Garcia	2:17.937	2:18.233	10
10	28	Fco Manuel Puertas	52.097	4	Iñaki Gesalaga	47.645	13	Adrian Garcia	38.203	10	7	Ivan Riera	2:17.977	2:18.053	9
11	10	Gabriel Alonso	52.102	28	Fco Manuel Puertas	47.665	7	Ivan Riera	38.247	11	28	Fco Manuel Puertas	2:18.041	2:18.489	12
12	13	Adrian Garcia	52.193	10	Gabriel Alonso	47.704	28	Fco Manuel Puertas	38.279	12	10	Gabriel Alonso	2:18.153	2:18.339	11
13	15	Cristóbal Rosaleny	52.219	7	Ivan Riera	47.800	12	Mario Castro	38.304	13	6	Morgan Bibiloni	2:18.263	2:18.792	14
14	9	Nacho Rosell	52.224	9	Nacho Rosell	47.833	6	Morgan Bibiloni	38.313	14	15	Cristóbal Rosaleny	2:18.267	2:18.623	13
15	6	Morgan Bibiloni	52.384	15	Cristóbal Rosaleny	47.862	10	Gabriel Alonso	38.347	15	9	Nacho Rosell	2:18.544	2:19.264	16
16	3	Sergio Cabal	52.527	12	Mario Castro	48.094	9	Nacho Rosell	38.487	16	12	Mario Castro	2:18.982	2:19.255	15
17	12	Mario Castro	52.584	3	Sergio Cabal	48.308	3	Sergio Cabal	38.640	17	3	Sergio Cabal	2:19.475	2:19.618	17



**Circuito del Jarama**  
**Copa KOBE de Circuitos**  
**2ª Carrera**  
**Secuencia Lider**



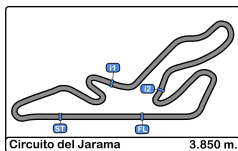
<b>Nº</b>	<b>Piloto</b>	<b>Concursante</b>	<b>Cat.</b>	<b>Vta. Inicio</b>	<b>Vta. Fin</b>	<b>Vtas.</b>	<b>Total Vtas.</b>
14	Andrea Fernandez	Eficar Team	Fem	1	6	6	6
5	Jorge J. Rodriguez	Eficar Team	SJun	7	9	3	3
33	Felix Aparicio	C.E. ULTIMA VUELTA	SJun	10	12	3	3



**Circuito del Jarama**  
**Copa KOBE de Circuitos**  
**2ª Carrera**  
**5 Mejores Tiempos**



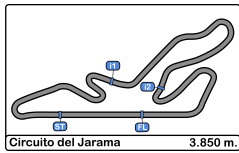
Cls	Nº	Piloto	Concursante	Cat.	Mejor 1		Mejor 2		Mejor 3		Mejor 4		Mejor 5	
					Tiempo	V.R.	Tiempo	V.R.	Tiempo	V.R.	Tiempo	V.R.	Tiempo	V.R.
1	33	Felix Aparicio	C.E. ULTIMA VUELTA	SJun	<b>2:16.262</b>	8	2:16.644	11	2:16.672	3	2:16.695	12	2:16.854	9
2	14	Andrea Fernandez	Eficar Team	Fem	<b>2:16.354</b>	11	2:17.048	9	2:17.096	8	2:17.543	2	2:17.550	3
3	11	Alejandro Romero	EFICAR TEAM	Sen	<b>2:16.383</b>	3	2:16.523	11	2:16.706	4	2:16.896	8	2:16.904	9
4	5	Jorge J. Rodriguez	Eficar Team	SJun	<b>2:16.781</b>	12	2:17.057	11	2:17.127	9	2:17.330	8	2:17.510	2
5	8	Alberto Gonzalez	Última vuelta		<b>2:16.955</b>	9	2:17.157	11	2:17.303	12	2:17.455	2	2:17.723	8
6	18	Alvaro Serrano	A.Española Clasicos Deportivos	SJun	<b>2:17.253</b>	8	2:17.439	2	2:17.500	3	2:17.532	4	2:17.563	7
7	17	Ana Barreras	Automovil Club Madrid Sport	Fem	<b>2:17.619</b>	8	2:17.759	7	2:17.804	2	2:18.060	3	2:18.073	6
8	4	Iñaki Gesalaga	Paradinas MotorSport	Sen	<b>2:17.859</b>	11	2:18.284	3	2:18.291	9	2:18.418	5	2:18.466	10
9	7	Ivan Riera	Langreo Motor Club	Jun Rk	<b>2:18.053</b>	9	2:18.402	2	2:18.528	3	2:18.530	8	2:18.601	10
10	13	Adrian Garcia	C.E. ULTIMA VUELTA	Jun Rk	<b>2:18.233</b>	3	2:18.309	6	2:18.313	4	2:18.350	7	2:18.357	2
11	10	Gabriel Alonso	RACE	Sen	<b>2:18.339</b>	9	2:18.395	8	2:18.563	5	2:18.667	4	2:18.726	7
12	28	Fco Manuel Puertas	Eficar Team	SJun	<b>2:18.489</b>	5	2:18.573	6	2:18.929	12	2:19.035	3	2:19.221	2
13	15	Cristóbal Rosaleny	Eficar Team		<b>2:18.623</b>	3	2:18.730	4	2:19.114	5	2:19.492	2	2:19.652	9
14	6	Morgan Bibiloni	C.E. ULTIMA VUELTA	RkSJun	<b>2:18.792</b>	3	2:18.925	8	2:19.149	12	2:19.179	2	2:19.188	11
15	12	Mario Castro	Rasante Sport	Rk	<b>2:19.255</b>	12	2:19.270	9	2:19.670	10	2:19.725	11	2:19.771	4
16	9	Nacho Rosell	Rasante Sport	Rk	<b>2:19.264</b>	11	2:19.294	3	2:19.298	10	2:19.371	9	2:19.704	7
17	3	Sergio Cabal	Rasante Sport	Sen	<b>2:19.618</b>	4	2:19.723	10	2:19.758	6	2:19.970	11	2:20.187	12



**Circuito del Jarama**  
**Copa KOBE de Circuitos**  
**2ª Carrera**  
**5 Mejores Velocidades**



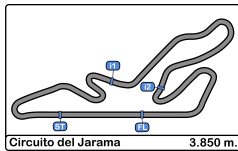
Cls	Nº	Piloto	Concursante	Cat.	V.Max 1		V.Max 2		V.Max 3		V.Max 4		V.Max 5		Media
					Km/h	Vta.	Km/h	Vta.	Km/h	Vta.	Km/h	Vta.	Km/h	Vta.	
1	8	Alberto Gonzalez	Última vuelta		<b>159.0</b>	8	157.6	11	156.5	7	156.2	9	155.6	6	157.0
2	11	Alejandro Romero	EFICAR TEAM	Sen	<b>159.0</b>	7	158.5	8	158.3	12	157.4	9	156.7	4	158.0
3	33	Felix Aparicio	C.E. ULTIMA VUELTA	SJun	<b>158.5</b>	5	158.5	7	157.6	2	157.4	3	157.4	6	157.9
4	9	Nacho Rosell	Rasante Sport	Rk	<b>158.3</b>	12	157.6	2	155.6	3	155.3	8	154.9	5	156.3
5	28	Fco Manuel Puertas	Eficar Team	SJun	<b>158.3</b>	3	158.3	7	156.7	5	156.5	8	156.2	2	157.2
6	4	Iñaki Gesalaga	Paradinas MotorSport	Sen	<b>158.1</b>	3	157.8	7	156.9	12	155.6	5	155.3	4	156.8
7	5	Jorge J. Rodriguez	Eficar Team	SJun	<b>157.8</b>	7	156.7	6	156.5	12	155.8	11	154.2	5	156.2
8	14	Andrea Fernandez	Eficar Team	Fem	<b>157.8</b>	12	157.2	8	157.2	11	156.5	10	155.3	9	156.8
9	7	Ivan Riera	Langreo Motor Club	Jun Rk	<b>157.4</b>	2	154.9	3	153.4	4	153.4	5	153.4	7	154.5
10	6	Morgan Bibiloni	C.E. ULTIMA VUELTA	RkSJU	<b>156.5</b>	2	156.2	8	155.6	3	155.6	4	155.3	7	155.8
11	13	Adrian Garcia	C.E. ULTIMA VUELTA	Jun Rk	<b>156.5</b>	2	153.4	7	152.5	8	152.5	9	151.6	10	153.3
12	18	Alvaro Serrano	A.Española Clasicos Deportivos	SJun	<b>156.0</b>	9	155.8	8	154.9	2	154.7	3	154.7	7	155.2
13	10	Gabriel Alonso	RACE	Sen	<b>155.8</b>	12	155.3	10	155.3	11	154.9	2	154.9	4	155.3
14	12	Mario Castro	Rasante Sport	Rk	<b>155.6</b>	7	154.9	5	154.7	2	154.5	6	154.0	4	154.7
15	15	Cristóbal Rosaleny	Eficar Team		<b>155.6</b>	2	154.5	3	153.6	4	153.6	5	153.4	9	154.1
16	3	Sergio Cabal	Rasante Sport	Sen	<b>155.3</b>	2	153.6	9	152.9	7	152.9	12	152.7	4	153.5
17	17	Ana Barreras	Automovil Club Madrid Sport	Fem	<b>154.9</b>	7	154.7	8	154.7	9	154.0	2	154.0	10	154.5



**Circuito del Jarama**  
**Copa KOBE de Circuitos**  
**2ª Carrera**  
**Secuencia Vueltas Rápidas**



Vta.	Hora Día	Tiempo Sesión	Nº	Piloto	Concursante	Cat.	Tiempo	Km/h
2	15:41:14.075	4:36.075	14	Andrea Fernandez	Eficar Team	Fem	<b>2:17.543</b>	100.7
2	15:41:14.297	4:36.297	5	Jorge J. Rodriguez	Eficar Team	SJun	<b>2:17.510</b>	100.7
2	15:41:14.717	4:36.717	8	Alberto Gonzalez	Última vuelta		<b>2:17.455</b>	100.8
2	15:41:18.387	4:40.387	18	Alvaro Serrano	A.Española Clasicos Deportivos	SJun	<b>2:17.439</b>	100.8
3	15:43:33.203	6:55.203	11	Alejandro Romero	EFICAR TEAM	Sen	<b>2:16.383</b>	101.6
8	15:55:01.425	18:23.425	33	Felix Aparicio	C.E. ULTIMA VUELTA	SJun	<b>2:16.262</b>	101.7

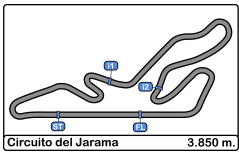


Circuito del Jarama  
Copa KOBE de Circuitos  
2ª Carrera



Mejor Maxima Velocidad del Evento

Nº	Piloto	Concursante	Cat.	Km/h	Sesión
13	Adrian Garcia	C.E. ULTIMA VUELTA	Jun Rk	161.6	1ª Carrera
11	Alejandro Romero	EFICAR TEAM	Sen	161.4	1ª Carrera
8	Alberto Gonzalez	Última vuelta		161.1	1ª Carrera
18	Alvaro Serrano	A.Española Clasicos Deportivos	SJun	160.9	1ª Carrera
14	Andrea Fernandez	Eficar Team	Fem	160.4	1ª Carrera
10	Gabriel Alonso	RACE	Sen	160.2	1ª Carrera
7	Ivan Riera	Langreo Motor Club	Jun Rk	160.2	1ª Carrera
4	Iñaki Gesalaga	Paradinas MotorSport	Sen	160.0	1ª Carrera
6	Morgan Bibiloni	C.E. ULTIMA VUELTA	RkSJun	160.0	1ª Carrera
9	Nacho Rosell	Rasante Sport	Rk	159.7	1ª Carrera
33	Felix Aparicio	C.E. ULTIMA VUELTA	SJun	159.2	1ª Carrera
5	Jorge J. Rodriguez	Eficar Team	SJun	158.3	1ª Carrera
28	Fco Manuel Puertas	Eficar Team	SJun	158.3	2ª Carrera
3	Sergio Cabal	Rasante Sport	Sen	158.1	1ª Carrera
17	Ana Barreras	Automovil Club Madrid Sport	Fem	157.8	1ª Carrera
15	Cristóbal Rosaleny	Eficar Team		156.9	1ª Carrera
12	Mario Castro	Rasante Sport	Rk	156.5	1ª Carrera



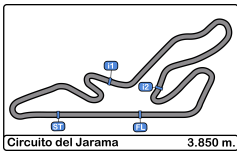
**Circuito del Jarama**  
**Copa KOBE de Circuitos**  
**2ª Carrera**  
**Cuentavueltas**



**VTA**

Nr	Pos	Grid	1	2	3	4	5	6	7	8	9	10	11	12
14	1	14	14	14	14	14	14	14	5	5	5	33	33	33
5	2	5	5	5	5	5	11	5	33	33	33	5	5	5
8	3	8	8	8	8	11	5	33	14	14	14	11	11	14
4	4	4	11	11	11	8	33	11	8	11	11	14	14	11
17	5	17	33	33	33	33	8	8	11	8	8	8	8	8
13	6	13	17	17	18	18	18	18	18	18	18	18	18	18
11	7	11	7	18	17	17	17	17	17	17	17	17	17	17
33	8	33	18	7	7	7	7	7	7	7	7	7	7	7
7	9	7	10	13	13	13	13	13	13	13	13	13	13	13
18	10	18	9	10	10	10	10	10	10	10	10	10	10	10
10	11	10	13	15	15	15	15	15	15	15	6	6	6	6
9	12	9	15	6	6	6	28	28	4	6	6	15	28	28
15	13	15	6	9	9	28	6	4	28	28	28	28	15	15
6	14	6	28	28	28	9	4	6	6	9	9	9	9	9
3	15	3	3	3	4	4	9	9	9	4	4	4	4	4
12	16	12	12	12	3	3	3	3	3	3	12	12	12	12
28	17	28	4	4	12	12	12	12	12	12	3	3	3	3

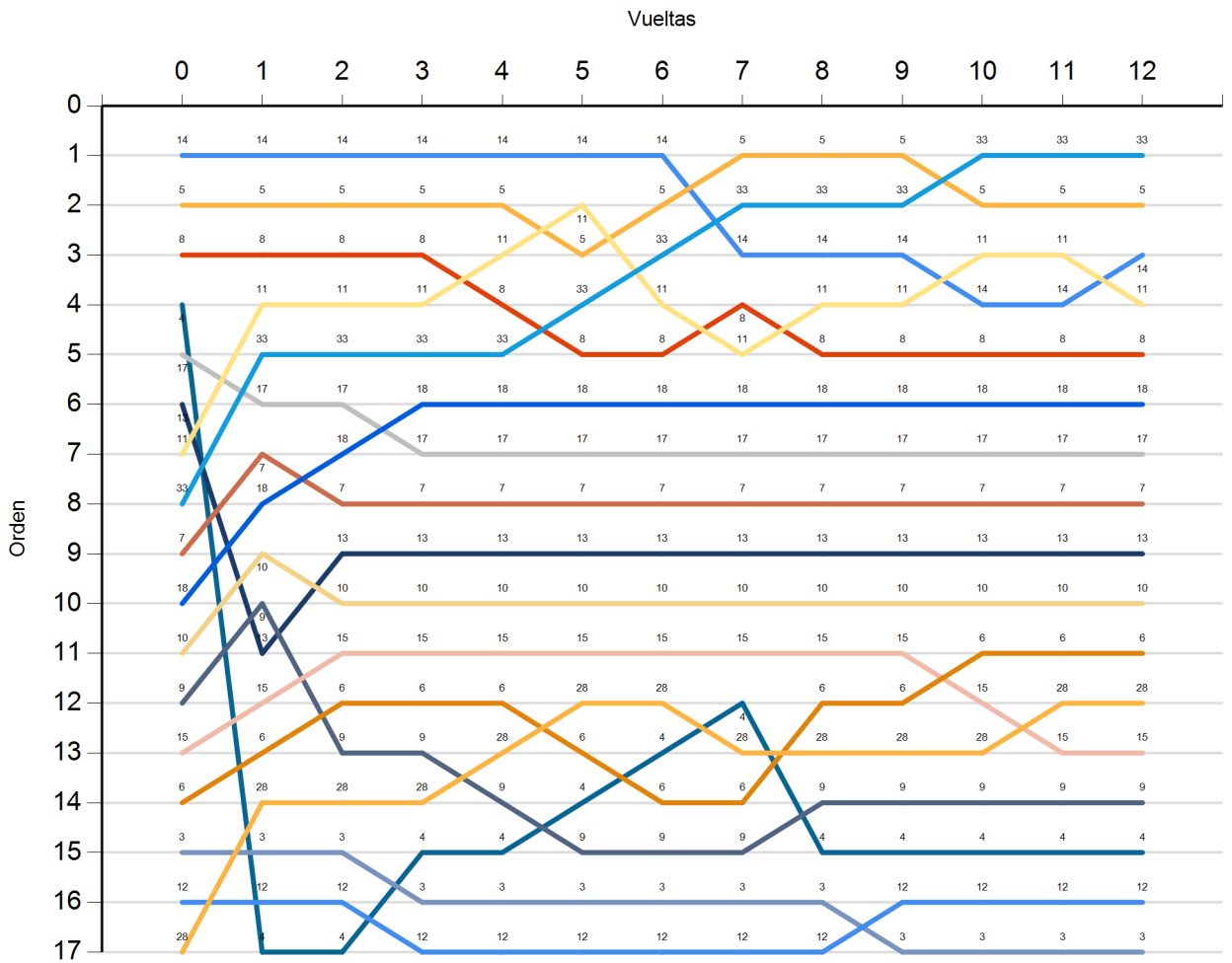




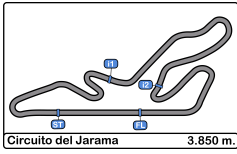
**Circuito del Jarama**  
**Copa KOBE de Circuitos**  
**2ª Carrera**  
**Cuentavueltas Gráfico**



- 14
- 5
- 8
- 4
- 17
- 13
- 11
- 33
- 7
- 18
- 10
- 9
- 15
- 6
- 3
- 12
- 28







**Circuito del Jarama**  
**Copa KOBE de Circuitos**  
**2ª Carrera**  
**Tiempos Parada en Pit**



<u>Nº</u>	<u>Tiempo Día</u>	<u>Equipo</u>	<u>Vehiculo</u>	<u>Cat</u>	<u>Tiempo Entrada</u>	<u>Nº Parada</u>	<u>Tiempo Pit</u>	<u>Handicap</u>
-----------	-------------------	---------------	-----------------	------------	-----------------------	------------------	-------------------	-----------------