

Red Bull Ring
Formula Regional European Championship
Free Practice - 1
Provisional Results



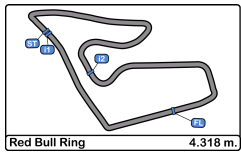
Cls	Nº	Driver	Nat	Competitor	Nat	Rookie	Cls	Laps	Best	Time	Gap	Interval	Km/h
1	5	Patrick Pasma	FIN	Kic Motorsport	FIN			22	21	1:26.325			180.0
2	3	Pierre-Louis Chovet	FRA	Van Amersfoort Racing	NLD	R	1	21	20	1:26.501	0.176	0.176	179.7
3	10	Gianluca Petecof	BRA	Prema Powerteam	ITA	R	2	20	19	1:26.534	0.209	0.033	179.6
4	14	Arthur Leclerc	MCO	Prema Powerteam	ITA	R	3	20	16	1:26.688	0.363	0.154	179.3
5	6	Oliver Rasmussen	DNK	Prema Powerteam	ITA	R	4	21	11	1:26.825	0.500	0.137	179.0
6	41	Emidio Pesce	ITA	DR Formula RP Motorsport	PRT	R	5	19	18	1:26.967	0.642	0.142	178.7
7	11	Alessandro Famularo	VEN	Van Amersfoort Racing	NLD	R	6	21	16	1:27.179	0.854	0.212	178.3
8	2	Nico Göhler	DEU	Kic Motorsport	FIN			22	16	1:27.355	1.030	0.176	177.9
9	40	Konsta Lappalainen	FIN	Kic Motorsport	FIN			8	7	1:27.608	1.283	0.253	177.4
10	99	Andrea Cola	ITA	Monolite Racing	ITA	R	7	19	16	1:27.643	1.318	0.035	177.3
11	55	Jamie Laura Chadwick	GBR	Prema Powerteam	ITA			20	16	1:27.764	1.439	0.121	177.1
12	33	Henrion Gillian	FRA	Gillian Track Events GTE	FRA	R	8	21	16	1:28.596	2.271	0.832	175.4

TIME DELETED NR. 5 DUE TO TRACK LIMITS
 TIME DELETED NR. 14 DUE TO TRACK LIMITS
 TIME DELETED NR. 10 DUE TO TRACK LIMITS
 TIME DELETED NR. 99 DUE TO TRACK LIMITS

Published at:..... Track Temp: 21.0 °C Air Temp: 22.9 °C Humidity: 56 % Track Status: DRY

Stewards:	Race Director:	Timekeeper:
------------------	-----------------------	------------------------





Red Bull Ring
Formula Regional European Championship
Free Practice - 1
Provisional Results by Class



Cls	Nº	Driver	Nat	Competitor	Nat	Rookie	Laps	Best	Time	Gap	Interval	Km/h
1	5	Patrick Pasma	FIN	Kic Motorsport	FIN		22	21	1:26.325			180.0
2	2	Nico Göhler	DEU	Kic Motorsport	FIN		22	16	1:27.355	1.030	1.030	177.9
3	40	Konsta Lappalainen	FIN	Kic Motorsport	FIN		8	7	1:27.608	1.283	0.253	177.4
4	55	Jamie Laura Chadwick	GBR	Prema Powerteam	ITA		20	16	1:27.764	1.439	0.156	177.1
Rookie												
1	3	Pierre-Louis Chovet	FRA	Van Amersfoort Racing	NLD	R	21	20	1:26.501			179.7
2	10	Gianluca Petecof	BRA	Prema Powerteam	ITA	R	20	19	1:26.534	0.033	0.033	179.6
3	14	Arthur Leclerc	MCO	Prema Powerteam	ITA	R	20	16	1:26.688	0.187	0.154	179.3
4	6	Oliver Rasmussen	DNK	Prema Powerteam	ITA	R	21	11	1:26.825	0.324	0.137	179.0
5	41	Emidio Pesce	ITA	DR Formula RP Motorsport	PRT	R	19	18	1:26.967	0.466	0.142	178.7
6	11	Alessandro Famularo	VEN	Van Amersfoort Racing	NLD	R	21	16	1:27.179	0.678	0.212	178.3
7	99	Andrea Cola	ITA	Monolite Racing	ITA	R	19	16	1:27.643	1.142	0.464	177.3
8	33	Henrion Gillian	FRA	Gillian Track Events GTE	FRA	R	21	16	1:28.596	2.095	0.953	175.4

Published at:.....

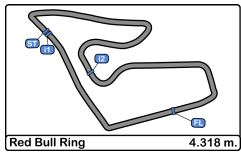
Track Temp: **21.0 °C** Air Temp: **22.9 °C** Humidity: **56 %** Track **DRY**

Stewards:

Race Director:

Timekeeper:





Red Bull Ring
Formula Regional European Championship
Free Practice - 1
Provisional 2 Fastest Lap Results



Cls	Nº	Driver	Nat	Competitor	Nat	Rookie	Cls	Laps	Best	Time	Gap	Interval	Km/h
1	5	Patrick Pasma	FIN	Kic Motorsport	FIN			22	20	1:26.566			180.0
2	10	Gianluca Petecof	BRA	Prema Powerteam	ITA	R	1	20	9	1:26.666	0.100	0.100	179.6
3	3	Pierre-Louis Chovet	FRA	Van Amersfoort Racing	NLD	R	2	21	18	1:26.694	0.128	0.028	179.7
4	14	Arthur Leclerc	MCO	Prema Powerteam	ITA	R	3	20	11	1:26.856	0.290	0.162	179.3
5	6	Oliver Rasmussen	DNK	Prema Powerteam	ITA	R	4	21	9	1:26.888	0.322	0.032	179.0
6	41	Emidio Pesce	ITA	DR Formula RP Motorsport	PRT	R	5	19	17	1:26.994	0.428	0.106	178.7
7	11	Alessandro Famularo	VEN	Van Amersfoort Racing	NLD	R	6	21	17	1:27.196	0.630	0.202	178.3
8	2	Nico Göhler	DEU	Kic Motorsport	FIN			22	17	1:27.384	0.818	0.188	177.9
9	40	Konsta Lappalainen	FIN	Kic Motorsport	FIN			8	6	1:27.671	1.105	0.287	177.4
10	55	Jamie Laura Chadwick	GBR	Prema Powerteam	ITA			20	11	1:27.868	1.302	0.197	177.1
11	99	Andrea Cola	ITA	Monolite Racing	ITA	R	7	19	15	1:27.948	1.382	0.080	177.3
12	33	Henrion Gillian	FRA	Gillian Track Events GTE	FRA	R	8	21	17	1:28.609	2.043	0.661	175.4

TIME DELETED NR. 5 DUE TO TRACK LIMITS
 TIME DELETED NR. 14 DUE TO TRACK LIMITS
 TIME DELETED NR. 10 DUE TO TRACK LIMITS
 TIME DELETED NR. 99 DUE TO TRACK LIMITS

Published at:..... Track Temp: 21.0 °C Air Temp: 22.9 °C Humidity: 56 % Track Status: DRY

Stewards:	Race Director:	Timekeeper:
-----------	----------------	-------------





Red Bull Ring
Formula Regional European Championship
Free Practice - 1
Lap Analysis



2

Nico Göhler

F3 Tatuus 318 A.R.

5

Patrick Pasma

F3 Tatuus 318 A.R.

Kic Motorsport

Kic Motorsport

Lap	D	Time	Sector 1	Sector 2	Sector 3	T. Spd	Elapsed	Lap	D	Time	Sector 1	Sector 2	Sector 3	T. Spd	Elapsed
1		12:45:56.864	P 12:44:28.648	48.620	39.596	132.6	12:45:56.864	1		12:45:16.632	P 12:43:52.164	44.176	40.292	211.7	12:45:16.632
2		2:06.567	56.864	42.688	27.015	184.9	12:48:03.431	2		2:14.732	1:05.089	41.722	27.921	220.8	12:47:31.364
3		1:30.102	22.783	40.755	26.564	226.4	12:49:33.533	3		1:29.795	22.796	40.076	26.923	224.0	12:49:01.159
4		1:28.678	22.432	39.967	26.279	226.8	12:51:02.211	4		1:28.688	22.623	39.564	26.501	225.4	12:50:29.847
5		1:27.971	22.337	39.474	26.160	225.0	12:52:30.182	5		1:27.918	22.411	39.276	26.231	226.4	12:51:57.765
6		1:27.724	22.340	39.332	26.052	225.4	12:53:57.906	6		1:33.006	24.617	41.576	26.813	190.8	12:53:30.771
7		1:27.843	22.345	39.447	26.051	225.4	12:55:25.749	7		1:27.810	22.276	39.396	26.138	227.3	12:54:58.581
8		1:33.784	23.345	43.739	26.700	187.8	12:56:59.533	8		1:27.304	22.214	38.989	26.101	227.8	12:56:25.885
9		1:27.890	22.244	39.595	26.051	228.3	12:58:27.423	9		1:27.029	22.044	38.998	25.987	228.8	12:57:52.914
10		1:27.752	22.226	39.403	26.123	226.4	12:59:55.175	10		1:38.607	P 22.850	41.496	34.261	228.3	12:59:31.521
11		1:44.738	P 22.223	43.090	39.425	226.8	13:01:39.913	11		4:00.945	2:48.200	45.105	27.640	207.6	13:03:32.466
12		5:09.772	4:02.175	41.038	26.559	219.0	13:06:49.685	12		1:27.349	22.331	38.911	26.107	225.9	13:04:59.815
13		1:28.235	22.434	39.710	26.091	225.9	13:08:17.920	13		1:26.850	22.071	38.886	25.893	226.8	13:06:26.665
14		1:27.578	22.199	39.398	25.981	226.4	13:09:45.498	14		1:26.689	22.066	38.753	25.870	226.8	13:07:53.354
15		1:27.462	22.266	39.219	25.977	227.3	13:11:12.960	15		1:26.626	22.066	38.725	25.835	227.8	13:09:19.980
16		1:27.355	22.290	39.128	25.937	226.8	13:12:40.315	16		1:26.598	22.010	38.686	25.902	228.8	13:10:46.578
17		1:27.384	22.330	39.128	25.926	227.8	13:14:07.699	17		1:41.242	P 23.048	43.102	35.092	199.6	13:12:27.820
18		1:27.560	22.231	39.348	25.981	226.8	13:15:35.259	18		2:22.261	1:07.750	47.719	26.792	163.1	13:14:50.081
19		1:36.503	25.624	44.637	26.242	165.6	13:17:11.762	19		1:26.722	22.092	38.766	25.864	227.8	13:16:16.803
20		1:27.666	22.237	39.328	26.101	228.8	13:18:39.428	20		1:26.566	21.921	38.841	25.804	228.8	13:17:43.369
21		1:27.450	22.163	39.242	26.045	228.8	13:20:06.878	21		1:26.325	21.939	38.592	25.794	229.7	13:19:09.694
22		1:53.437	P 24.301	41.951	47.185	185.8	13:22:00.315	22		1:43.276	P 22.542	41.240	39.494	222.6	13:20:52.970

3

Pierre-Louis Chovet

F3 Tatuus 318 A.R.

6

Oliver Rasmussen

F3 Tatuus 318 A.R.

R

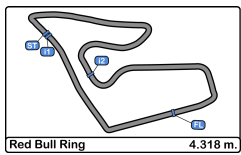
Van Amersfoort Racing

R

Prema Powerteam

Lap	D	Time	Sector 1	Sector 2	Sector 3	T. Spd	Elapsed	Lap	D	Time	Sector 1	Sector 2	Sector 3	T. Spd	Elapsed
1		12:45:45.163	12:44:23.394	49.962	31.807	152.3	12:45:45.163	1		12:44:53.268	P 12:43:36.988	42.516	33.764	215.1	12:44:53.268
2		1:32.186	23.317	41.423	27.446	223.1	12:47:17.349	2		4:37.600	3:29.289	41.084	27.227	219.9	12:49:30.868
3		1:30.405	22.919	40.585	26.901	225.9	12:48:47.754	3		1:35.107	22.678	44.826	27.603	221.7	12:51:05.975
4		1:28.558	22.512	39.568	26.478	227.8	12:50:16.312	4		1:28.208	22.392	39.307	26.509	224.5	12:52:34.183
5		1:27.775	22.324	39.139	26.312	227.3	12:51:44.087	5		1:27.418	22.184	39.051	26.183	225.0	12:54:01.601
6		1:40.250	P 22.193	39.212	38.845	226.8	12:53:24.337	6		1:27.481	22.149	39.261	26.071	227.3	12:55:29.082
7		5:12.067	3:55.764	47.552	28.751	224.5	12:58:36.404	7		1:27.020	22.223	38.910	25.887	227.3	12:56:56.102
8		1:27.493	22.329	39.014	26.150	228.8	13:00:03.897	8		1:37.348	22.653	46.854	27.841	208.8	12:58:33.450
9		1:27.095	22.202	38.865	26.028	228.3	13:01:30.992	9		1:26.888	22.137	38.779	25.972	227.8	13:00:00.338
10		1:27.005	22.136	38.772	26.097	228.3	13:02:57.997	10		1:26.978	22.072	39.017	25.889	226.8	13:01:27.316
11		1:26.772	22.170	38.671	25.931	227.3	13:04:24.769	11		1:26.825	22.172	38.860	25.793	226.8	13:02:54.141
12		1:26.992	22.255	38.715	26.022	228.3	13:05:51.761	12		1:34.479	P 22.227	38.906	33.346	226.4	13:04:28.620
13		1:44.407	27.795	50.116	26.496	196.3	13:07:36.168	13		5:13.885	P 3:55.841	39.911	38.133	224.5	13:09:42.505
14		1:41.792	P 22.232	39.010	40.550	227.3	13:09:17.960	14		1:53.232	46.673	40.014	26.545	224.5	13:11:35.737
15		4:52.716	3:43.124	42.816	26.776	224.0	13:14:10.676	15		1:27.333	22.224	39.052	26.057	226.4	13:13:03.070
16		1:27.401	22.195	39.045	26.161	229.2	13:15:38.077	16		1:27.016	22.143	38.998	25.875	225.9	13:14:30.086
17		1:26.856	22.093	38.744	26.019	229.2	13:17:04.933	17		1:28.846	22.034	40.483	26.329	227.3	13:15:58.932
18		1:26.694	22.092	38.717	25.885	229.7	13:18:31.627	18		1:30.852	23.202	41.077	26.573	215.1	13:17:29.784
19		1:26.754	22.043	38.753	25.958	229.7	13:19:58.381	19		1:27.089	22.207	38.853	26.029	226.8	13:18:56.873
20		1:26.501	21.979	38.631	25.891	229.7	13:21:24.882	20		1:28.019	22.054	39.458	26.507	227.3	13:20:24.892
21		2:35.407	P 43.671	1:02.502	49.234	60.8	13:24:00.289	21		2:20.519	P 22.019	46.585	1:11.915	227.8	13:22:45.411





Red Bull Ring
Formula Regional European Championship
Free Practice - 1
Lap Analysis



10

Gianluca Petecof

F3 Tatuus 318 A.R.

14

Arthur Leclerc

F3 Tatuus 318 A.R.

R

Prema Powerteam

R

Prema Powerteam

Lap	D	Time	Sector 1	Sector 2	Sector 3	T. Spd	Elapsed	Lap	D	Time	Sector 1	Sector 2	Sector 3	T. Spd	Elapsed
1		12:45:09.913	P 12:43:43.278	45.775	40.860	200.3	12:45:09.913	1		12:44:54.756	P 12:43:38.291	41.433	35.032	222.6	12:44:54.756
2		4:09.102	P 2:52.295	41.352	35.455	220.8	12:49:19.015	2		4:08.314	3:00.456	40.020	27.838	220.4	12:49:03.070
3		1:54.663	46.845	40.834	26.984	197.0	12:51:13.678	3		1:28.603	22.596	39.510	26.497	225.9	12:50:31.673
4		1:28.249	22.335	39.317	26.597	224.0	12:52:41.927	4		1:27.898	22.335	39.360	26.203	226.4	12:51:59.571
5		1:27.285	22.276	38.916	26.093	225.9	12:54:09.212	5		1:27.476	22.246	39.305	25.925	225.0	12:53:27.047
6		1:27.795	22.150	39.441	26.204	225.9	12:55:37.007	6		1:26.911	22.168	38.780	25.963	225.9	12:54:53.958
7		1:27.087	22.156	38.991	25.940	230.7	12:57:04.094	7		1:26.915	22.123	38.840	25.952	226.8	12:56:20.873
8		1:26.726	22.100	38.815	25.811	227.3	12:58:30.820	8		1:26.943	22.182	38.841	25.920	227.3	12:57:47.816
9		1:26.666	22.111	38.717	25.838	227.8	12:59:57.486	9		1:27.065	22.146	38.837	26.082	228.3	12:59:14.881
10		1:26.815	22.096	38.843	25.876	229.7	13:01:24.301	10		1:35.490	22.173	43.373	29.944	228.3	13:00:50.371
11		1:37.936	27.207	44.554	26.175	119.4	13:03:02.237	11		1:26.856	22.203	38.752	25.901	226.4	13:02:17.227
12		1:26.769	22.227	38.659	25.883	228.3	13:04:29.006	12		1:33.480	P 22.160	38.954	32.366	226.4	13:03:50.707
13		1:33.663	P 22.098	38.987	32.578	227.3	13:06:02.669	13		7:55.093	6:49.379	39.307	26.407	221.7	13:11:45.800
14		7:17.580	P 6:02.675	40.675	34.230	224.0	13:13:20.249	14		1:28.294	22.239	38.898	27.157	226.4	13:13:14.094
15		1:58.578	51.717	40.187	26.674	223.6	13:15:18.827	15		1:26.946	22.147	38.997	25.802	225.9	13:14:41.040
16		1:27.003	22.163	38.824	26.016	226.4	13:16:45.830	16		1:26.688	22.101	38.788	25.799	225.9	13:16:07.728
17		1:26.302	21.941	38.575	25.786	228.8	13:18:12.132	17		1:27.004	22.218	38.936	25.850	225.4	13:17:34.732
18		1:30.653	21.991	41.435	27.227	230.7	13:19:42.785	18		1:28.030	22.197	38.832	27.001	227.8	13:19:02.762
19		1:26.534	22.083	38.720	25.731	228.8	13:21:09.319	19		1:27.579	22.433	39.096	26.050	226.8	13:20:30.341
20		2:34.471	P 37.952	1:07.656	48.863	77.1	13:23:43.790	20		2:17.869	P 22.120	45.580	1:10.169	227.3	13:22:48.210

11

Alessandro Famularo

F3 Tatuus 318 A.R.

33

Henrion Gillian

F3 Tatuus 318 A.R.

R

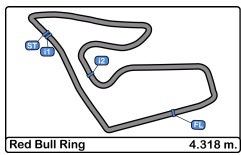
Van Amersfoort Racing

R

Gillian Track Events GTE

Lap	D	Time	Sector 1	Sector 2	Sector 3	T. Spd	Elapsed	Lap	D	Time	Sector 1	Sector 2	Sector 3	T. Spd	Elapsed
1		12:45:13.231	P 12:43:46.235	45.754	41.242	189.1	12:45:13.231	1		12:45:12.669	12:43:57.185	45.431	30.053	165.6	12:45:12.669
2		4:31.890	3:21.043	42.913	27.934	197.4	12:49:45.121	2		1:34.753	24.267	42.308	28.178	221.3	12:46:47.422
3		1:32.891	24.562	41.328	27.001	194.5	12:51:18.012	3		1:32.492	23.394	41.171	27.927	220.8	12:48:19.914
4		1:28.847	22.478	39.689	26.680	225.9	12:52:46.859	4		1:31.768	23.386	40.812	27.570	222.2	12:49:51.682
5		1:28.037	22.348	39.121	26.568	227.3	12:54:14.896	5		1:30.945	23.066	40.640	27.239	221.7	12:51:22.627
6		1:27.709	22.206	39.154	26.349	227.8	12:55:42.605	6		1:30.650	22.842	40.561	27.247	222.2	12:52:53.277
7		1:27.441	22.272	38.959	26.210	228.8	12:57:10.046	7		1:29.453	22.690	39.911	26.852	222.6	12:54:22.730
8		1:43.512	P 22.234	41.432	39.846	228.3	12:58:53.558	8		1:35.792	23.779	45.164	26.849	209.3	12:55:58.522
9		5:39.730	4:33.592	39.672	26.466	217.7	13:04:33.288	9		1:29.012	22.646	39.667	26.699	223.1	12:57:27.534
10		1:27.516	22.246	39.160	26.110	226.8	13:06:00.804	10		1:29.314	23.032	39.705	26.577	221.3	12:58:56.848
11		1:27.433	22.216	38.929	26.288	227.3	13:07:28.237	11		1:28.911	22.661	39.629	26.621	222.6	13:00:25.759
12		1:27.453	22.280	38.978	26.195	227.8	13:08:55.690	12		1:28.956	22.580	39.875	26.501	223.1	13:01:54.715
13		1:27.224	22.190	38.959	26.075	228.8	13:10:22.914	13		1:42.471	P 22.764	41.267	38.440	220.4	13:03:37.186
14		1:27.282	22.131	39.087	26.064	228.3	13:11:50.196	14		7:48.342	6:40.370	41.193	26.779	213.0	13:11:25.528
15		1:27.415	22.178	39.165	26.072	228.3	13:13:17.611	15		1:29.128	22.643	39.904	26.581	221.7	13:12:54.656
16		1:27.179	21.998	39.101	26.080	229.7	13:14:44.790	16		1:28.596	22.573	39.620	26.403	221.3	13:14:23.252
17		1:27.196	22.053	39.056	26.087	228.8	13:16:11.986	17		1:28.609	22.548	39.601	26.460	223.1	13:15:51.861
18		1:34.603	22.044	45.919	26.640	228.3	13:17:46.589	18		1:28.682	22.499	39.828	26.355	224.5	13:17:20.543
19		1:27.423	22.094	39.211	26.118	228.8	13:19:14.012	19		1:29.020	22.426	40.011	26.583	223.1	13:18:49.563
20		1:27.200	22.085	38.996	26.119	228.8	13:20:41.212	20		1:28.767	22.431	39.929	26.407	222.2	13:20:18.330
21		2:12.242	P 22.107	50.326	59.809	227.3	13:22:53.454	21		2:14.004	P 22.547	40.755	1:10.702	224.0	13:22:32.334





Red Bull Ring
Formula Regional European Championship
Free Practice - 1
Lap Analysis



40

Konsta Lappalainen

F3 Tatuus 318 A.R.

Kic Motorsport

99

Andrea Cola

R

F3 Tatuus 318 A.R.

Monolite Racing

Lap	D	Time	Sector 1	Sector 2	Sector 3	T. Spd	Elapsed	Lap	D	Time	Sector 1	Sector 2	Sector 3	T. Spd	Elapsed
1		12:45:31.280	12:44:12.776	48.997	29.507	161.6	12:45:31.280	1		12:45:18.171	12:43:55.578	51.726	30.867	127.6	12:45:18.171
2		1:33.859	24.265	42.108	27.486	218.1	12:47:05.139	2		1:39.734	25.282	45.604	28.848	152.9	12:46:57.905
3		1:29.018	22.650	39.637	26.731	225.4	12:48:34.157	3		1:42.563	24.554	47.439	30.570	146.9	12:48:40.468
4		1:28.434	22.538	39.327	26.569	224.5	12:50:02.591	4		1:32.032	23.084	41.121	27.827	222.6	12:50:12.500
5		1:28.156	22.465	39.301	26.390	226.4	12:51:30.747	5		1:35.987	22.744	45.261	27.982	223.6	12:51:48.487
6		1:27.671	22.345	39.138	26.188	224.5	12:52:58.418	6		1:29.862	22.587	40.174	27.101	222.2	12:53:18.349
7		1:27.608	22.294	39.100	26.214	225.0	12:54:26.026	7		1:28.926	22.421	39.612	26.893	223.1	12:54:47.275
8		1:56.223 P	22.351	56.002	37.870	226.8	12:56:22.249	8		1:29.153	22.448	39.831	26.874	224.5	12:56:16.428

41

Emidio Pesce

F3 Tatuus 318 A.R.

R

DR Formula RP Motorsport

Lap	D	Time	Sector 1	Sector 2	Sector 3	T. Spd	Elapsed	Lap	D	Time	Sector 1	Sector 2	Sector 3	T. Spd	Elapsed
1		12:45:45.064 P	12:44:06.758	55.073	43.233	147.5	12:45:45.064	9		1:28.323	22.386	39.338	26.599	225.4	12:57:44.751
2		6:23.175	5:04.066	48.362	30.747	160.9	12:52:08.239	10		1:28.374	22.432	39.338	26.604	225.4	12:59:13.125
3		1:37.899	26.026	43.329	28.544	193.2	12:53:46.138	11		1:27.992	22.317	39.162	26.513	225.4	13:00:41.117
4		1:33.183	23.264	41.886	28.033	222.6	12:55:19.321	12		1:36.127 P	22.535	39.256	34.336	225.0	13:02:17.244
5		1:30.917	23.175	40.688	27.054	225.0	12:56:50.238	13		8:15.499	7:07.883	40.689	26.927	221.7	13:10:32.743
6		1:29.616	22.773	39.796	27.047	226.4	12:58:19.854	14		1:29.862	22.392	40.889	26.581	224.5	13:12:02.605
7		1:28.705	22.662	39.409	26.634	226.8	12:59:48.559	15		1:27.948	22.269	39.345	26.334	224.5	13:13:30.553
8		1:28.268	22.500	39.277	26.491	227.3	13:01:16.827	16		1:27.643	22.236	39.036	26.371	225.9	13:14:58.196
9		1:27.860	22.415	39.100	26.345	226.8	13:02:44.687	17		1:31.443	22.515	42.013	26.915	224.0	13:16:29.639
10		1:36.137 P	22.288	40.137	33.712	226.8	13:04:20.824	18		1:28.067	22.330	39.446	26.291	225.4	13:17:57.706
11		5:33.174	4:18.907	45.368	28.899	139.1	13:09:53.998	19		1:27.638	22.188	39.163	26.287	226.8	13:19:25.344
12		1:30.416	23.090	40.347	26.979	212.1	13:11:24.414	20			22.233			225.9	
13		1:27.817	22.425	39.171	26.221	227.3	13:12:52.231								
14		1:27.638	22.407	39.085	26.146	227.3	13:14:19.869								
15		1:27.618	22.323	39.087	26.208	227.8	13:15:47.487								
16		1:27.264	22.268	38.907	26.089	228.3	13:17:14.751								
17		1:26.994	22.074	38.896	26.024	229.7	13:18:41.745								
18		1:26.967	22.051	38.857	26.059	229.2	13:20:08.712								
19		1:42.760 P	22.091	39.233	41.436	228.8	13:21:51.472								

55

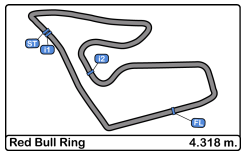
Jamie Laura Chadwick

F3 Tatuus 318 A.R.

Prema Powerteam

Lap	D	Time	Sector 1	Sector 2	Sector 3	T. Spd	Elapsed
1		12:45:04.873 P	12:43:41.290	43.393	40.190	207.6	12:45:04.873
2		3:34.434	2:25.334	41.027	28.073	221.7	12:48:39.307
3		1:30.425	22.988	40.076	27.361	223.1	12:50:09.732
4		1:29.508	22.634	39.931	26.943	223.6	12:51:39.240
5		1:28.928	22.472	39.823	26.633	222.6	12:53:08.168
6		1:28.003	22.430	39.254	26.319	223.1	12:54:36.171
7		1:28.521	22.382	39.369	26.770	224.5	12:56:04.692
8		1:28.997	23.253	39.367	26.377	223.1	12:57:33.689
9		1:28.036	22.493	39.341	26.202	225.0	12:59:01.725
10		1:35.712	25.867	42.731	27.114	186.8	13:00:37.437
11		1:27.868	22.515	39.166	26.187	224.5	13:02:05.305
12		1:39.254 P	22.336	40.771	36.147	224.0	13:03:44.559
13		7:04.491 P	5:48.156	40.342	35.993	222.2	13:10:49.050
14		1:56.174	49.612	39.883	26.679	222.2	13:12:45.224
15		1:28.038	22.354	39.340	26.344	225.4	13:14:13.262
16		1:27.764	22.410	39.123	26.231	225.4	13:15:41.026
17		1:28.272	22.360	39.685	26.227	225.0	13:17:09.298
18		1:27.901	22.402	39.293	26.206	225.9	13:18:37.199
19		1:34.749	23.755	44.069	26.925	218.1	13:20:11.948
20		2:08.366 P	22.350	41.973	1:04.043	225.4	13:22:20.314



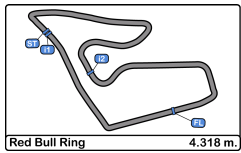


Red Bull Ring
Formula Regional European Championship
Free Practice - 1
Best Sectors Results



Sector - 1			Sector - 2			Sector - 3			Ideal Lap vs Best Lap						
Clas	Nº	Driver	Time	Nº	Driver	Time	Nº	Driver	Time	Clas	Nº	Driver	Ideal Lap	Best Lap	Clas
1	5	Patrick Pasma	21.921	10	Gianluca Petecof	38.575	10	Gianluca Petecof	25.731	1	10	Gianluca Petecof	1:26.247	1:26.534	3
2	10	Gianluca Petecof	21.941	5	Patrick Pasma	38.592	6	Oliver Rasmussen	25.793	2	5	Patrick Pasma	1:26.307	1:26.325	1
3	3	Pierre-Louis Chovet	21.979	3	Pierre-Louis Chovet	38.631	5	Patrick Pasma	25.794	3	3	Pierre-Louis Chovet	1:26.495	1:26.501	2
4	11	Alessandro Famularo	21.998	14	Arthur Leclerc	38.752	14	Arthur Leclerc	25.799	4	6	Oliver Rasmussen	1:26.591	1:26.825	5
5	6	Oliver Rasmussen	22.019	6	Oliver Rasmussen	38.779	3	Pierre-Louis Chovet	25.885	5	14	Arthur Leclerc	1:26.652	1:26.688	4
6	41	Emidio Pesce	22.051	41	Emidio Pesce	38.857	2	Nico Göhler	25.926	6	41	Emidio Pesce	1:26.932	1:26.967	6
7	14	Arthur Leclerc	22.101	11	Alessandro Famularo	38.929	41	Emidio Pesce	26.024	7	11	Alessandro Famularo	1:26.991	1:27.179	7
8	2	Nico Göhler	22.163	99	Andrea Cola	39.036	11	Alessandro Famularo	26.064	8	2	Nico Göhler	1:27.217	1:27.355	8
9	99	Andrea Cola	22.188	40	Konsta Lappalainen	39.100	55	Jamie Laura Chadwi	26.187	9	99	Andrea Cola	1:27.511	1:27.643	10
10	40	Konsta Lappalainen	22.294	55	Jamie Laura Chadwi	39.123	40	Konsta Lappalainen	26.188	10	40	Konsta Lappalainen	1:27.582	1:27.608	9
11	55	Jamie Laura Chadwi	22.336	2	Nico Göhler	39.128	99	Andrea Cola	26.287	11	55	Jamie Laura Chadwi	1:27.646	1:27.764	11
12	33	Henrion Gillian	22.426	33	Henrion Gillian	39.601	33	Henrion Gillian	26.355	12	33	Henrion Gillian	1:28.382	1:28.596	12



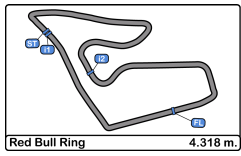


Red Bull Ring
Formula Regional European Championship
Free Practice - 1
Best 5 Lap Times



Cls	Nº	Driver	Nat	Competitor	Nat	Rookie	Cls	Best 1		Best 2		Best 3		Best 4		Best 5	
								Time	Lap	Time	Lap	Time	Lap	Time	Lap	Time	Lap
1	5	Patrick Pasma	FIN	Kic Motorsport	FIN			1:26.325	21	1:26.566	20	1:26.626	15	1:26.689	14	1:26.722	19
2	3	Pierre-Louis Chovet	FRA	Van Amersfoort Racing	NLD	R	1	1:26.501	20	1:26.694	18	1:26.754	19	1:26.772	11	1:26.856	17
3	10	Gianluca Petecof	BRA	Prema Powerteam	ITA	R	2	1:26.534	19	1:26.666	9	1:26.726	8	1:26.769	12	1:26.815	10
4	14	Arthur Leclerc	MC	Prema Powerteam	ITA	R	3	1:26.688	16	1:26.856	11	1:26.911	6	1:26.915	7	1:26.943	8
5	6	Oliver Rasmussen	DNK	Prema Powerteam	ITA	R	4	1:26.825	11	1:26.888	9	1:26.978	10	1:27.016	16	1:27.020	7
6	41	Emidio Pesce	ITA	DR Formula RP Motorsport	PRT	R	5	1:26.967	18	1:26.994	17	1:27.264	16	1:27.618	15	1:27.638	14
7	11	Alessandro Famularo	VEN	Van Amersfoort Racing	NLD	R	6	1:27.179	16	1:27.196	17	1:27.200	20	1:27.224	13	1:27.282	14
8	2	Nico Göhler	DEU	Kic Motorsport	FIN			1:27.355	16	1:27.384	17	1:27.450	21	1:27.462	15	1:27.560	18
9	40	Konsta Lappalainen	FIN	Kic Motorsport	FIN			1:27.608	7	1:27.671	6	1:28.156	5	1:28.434	4	1:29.018	3
10	99	Andrea Cola	ITA	Monolite Racing	ITA	R	7	1:27.643	16	1:27.948	15	1:27.992	11	1:28.067	18	1:28.323	9
11	55	Jamie Laura Chadwick	GBR	Prema Powerteam	ITA			1:27.764	16	1:27.868	11	1:27.901	18	1:28.003	6	1:28.036	9
12	33	Henrion Gillian	FRA	Gillian Track Events GTE	FRA	R	8	1:28.596	16	1:28.609	17	1:28.682	18	1:28.767	20	1:28.911	11



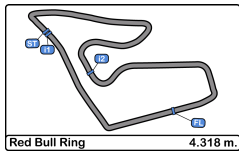


Red Bull Ring
Formula Regional European Championship
Free Practice - 1
Best 5 Top Speeds



Cls	Nº	Driver	Nat	Competitor	Nat	Rookie	Cls	Top 1		Top 2		Top 3		Top 4		Top 5		Avg
								Km/h	Lap	Km/h	Lap	Km/h	Lap	Km/h	Lap	Km/h	Lap	
1	10	Gianluca Petecof	BRA	Prema Powerteam	ITA	R	1	230.7	7	230.7	18	229.7	10	228.8	17	228.8	19	229.7
2	3	Pierre-Louis Chovet	FRA	Van Amersfoort Racing	NLD	R	2	229.7	18	229.7	19	229.7	20	229.2	16	229.2	17	229.5
3	5	Patrick Pasma	FIN	Kic Motorsport	FIN			229.7	21	228.8	9	228.8	16	228.8	20	228.3	10	228.9
4	11	Alessandro Famularo	VEN	Van Amersfoort Racing	NLD	R	3	229.7	16	228.8	7	228.8	13	228.8	17	228.8	19	229.0
5	41	Emidio Pesce	ITA	DR Formula RP Motorsport	PRT	R	4	229.7	17	229.2	18	228.8	19	228.3	16	227.8	15	228.8
6	2	Nico Göhler	DEU	Kic Motorsport	FIN			228.8	20	228.8	21	228.3	9	227.8	17	227.3	15	228.2
7	14	Arthur Leclerc	MC	Prema Powerteam	ITA	R	5	228.3	9	228.3	10	227.8	18	227.3	8	227.3	20	227.8
8	6	Oliver Rasmussen	DNK	Prema Powerteam	ITA	R	6	227.8	9	227.8	21	227.3	6	227.3	7	227.3	17	227.5
9	40	Konsta Lappalainen	FIN	Kic Motorsport	FIN			226.8	8	226.4	5	225.4	3	225.0	7	224.5	4	225.6
10	99	Andrea Cola	ITA	Monolite Racing	ITA	R	7	226.8	19	225.9	16	225.9	20	225.4	9	225.4	10	225.9
11	55	Jamie Laura Chadwick	GBR	Prema Powerteam	ITA			225.9	18	225.4	15	225.4	16	225.4	20	225.0	9	225.4
12	33	Henrion Gillian	FRA	Gillian Track Events GTE	FRA	R	8	224.5	18	224.0	21	223.1	9	223.1	12	223.1	17	223.6

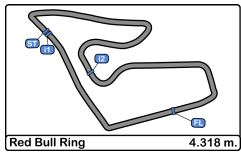




Red Bull Ring
Formula Regional European Championship
Free Practice - 1
Fastest Laps Sequence



Lap	Time of Day	Session Time	Nº	Driver	Nat	Competitor	Nat	Rookie	Time	Km/h
2	12:46:47.422	3:47.422	33	Henrion Gillian	FRA	Gillian Track Events GTE	FRA	R	1:34.753	164.0
2	12:47:05.139	4:05.139	40	Konsta Lappalainen	FIN	Kic Motorsport	FIN		1:33.859	165.6
2	12:47:17.349	4:17.349	3	Pierre-Louis Chovet	FRA	Van Amersfoort Racing	NLD	R	1:32.186	168.6
3	12:48:34.157	5:34.157	40	Konsta Lappalainen	FIN	Kic Motorsport	FIN		1:29.018	174.6
4	12:50:02.591	7:02.591	40	Konsta Lappalainen	FIN	Kic Motorsport	FIN		1:28.434	175.7
5	12:51:30.747	8:30.747	40	Konsta Lappalainen	FIN	Kic Motorsport	FIN		1:28.156	176.3
5	12:51:44.087	8:44.087	3	Pierre-Louis Chovet	FRA	Van Amersfoort Racing	NLD	R	1:27.775	177.0
6	12:52:58.418	9:58.418	40	Konsta Lappalainen	FIN	Kic Motorsport	FIN		1:27.671	177.3
5	12:53:27.047	10:27.047	14	Arthur Leclerc	MCO	Prema Powerteam	ITA	R	1:27.476	177.7
5	12:54:01.601	11:01.601	6	Oliver Rasmussen	DNK	Prema Powerteam	ITA	R	1:27.418	177.8
5	12:54:09.212	11:09.212	10	Gianluca Petecof	BRA	Prema Powerteam	ITA	R	1:27.285	178.0
6	12:54:53.958	11:53.958	14	Arthur Leclerc	MCO	Prema Powerteam	ITA	R	1:26.911	178.8
8	12:58:30.820	15:30.820	10	Gianluca Petecof	BRA	Prema Powerteam	ITA	R	1:26.726	179.2
9	12:59:57.486	16:57.486	10	Gianluca Petecof	BRA	Prema Powerteam	ITA	R	1:26.666	179.3
15	13:09:19.980	26:19.980	5	Patrick Pasma	FIN	Kic Motorsport	FIN		1:26.626	179.4
20	13:17:43.369	34:43.369	5	Patrick Pasma	FIN	Kic Motorsport	FIN		1:26.566	179.5
21	13:19:09.694	36:09.694	5	Patrick Pasma	FIN	Kic Motorsport	FIN		1:26.325	180.0



Red Bull Ring
Formula Regional European Championship
Free Practice - 1
Event Best Maximum Speed



Nº	Driver	Nat	Competitor	Nat	Rookie	Km/h	Session
10	Gianluca Petecof	BRA	Prema Powerteam	ITA	R	230.7	Free Practice - 1
11	Alessandro Famularo	VEN	Van Amersfoort Racing	NLD	R	229.7	Free Practice - 1
3	Pierre-Louis Chovet	FRA	Van Amersfoort Racing	NLD	R	229.7	Free Practice - 1
41	Emidio Pesce	ITA	DR Formula RP Motorsport	PRT	R	229.7	Free Practice - 1
5	Patrick Pasma	FIN	Kic Motorsport	FIN		229.7	Free Practice - 1
2	Nico Göhler	DEU	Kic Motorsport	FIN		228.8	Free Practice - 1
14	Arthur Leclerc	MCO	Prema Powerteam	ITA	R	228.3	Free Practice - 1
6	Oliver Rasmussen	DNK	Prema Powerteam	ITA	R	227.8	Free Practice - 1
40	Konsta Lappalainen	FIN	Kic Motorsport	FIN		226.8	Free Practice - 1
99	Andrea Cola	ITA	Monolite Racing	ITA	R	226.8	Free Practice - 1
55	Jamie Laura Chadwick	GBR	Prema Powerteam	ITA		225.9	Free Practice - 1
33	Henrion Gillian	FRA	Gillian Track Events GTE	FRA	R	224.5	Free Practice - 1



Red Bull Ring
Formula Regional European Championship
Free Practice - 1
Pit Stop Analysis



2 Nico Göhler Kic Motorsport
 F3 Tatuus 318 A.R.

Nr.	In Day Time	In Time	Out Time	Pit Time	T. Pit Time	Handicap	Penalty
1	12:45:51.929	12:45:51.929	12:46:29.854	37.925	37.925		
2	13:01:34.487	13:01:34.487	13:05:18.774	3:44.287	4:22.212		

3 Pierre-Louis Chovet R Van Amersfoort Racing
 F3 Tatuus 318 A.R.

Nr.	In Day Time	In Time	Out Time	Pit Time	T. Pit Time	Handicap	Penalty
1	12:53:19.565	12:53:19.565	12:56:57.844	3:38.279	3:38.279		
2	13:09:13.195	13:09:13.195	13:12:38.760	3:25.565	7:03.844		

5 Patrick Pasma Kic Motorsport
 F3 Tatuus 318 A.R.

Nr.	In Day Time	In Time	Out Time	Pit Time	T. Pit Time	Handicap	Penalty
1	12:45:10.874	12:45:10.874	12:45:58.788	47.914	47.914		
2	12:59:26.325	12:59:26.325	13:01:56.533	2:30.208	3:18.122		
3	13:12:22.646	13:12:22.646	13:13:13.166	50.520	4:08.642		

6 Oliver Rasmussen R Prema Powerteam
 F3 Tatuus 318 A.R.

Nr.	In Day Time	In Time	Out Time	Pit Time	T. Pit Time	Handicap	Penalty
1	12:44:48.435	12:44:48.435	12:47:59.676	3:11.241	3:11.241		
2	13:04:23.478	13:04:23.478	13:08:03.899	3:40.421	6:51.662		
3	13:09:37.389	13:09:37.389	13:10:09.023	31.634	7:23.296		

10 Gianluca Petecof R Prema Powerteam
 F3 Tatuus 318 A.R.

Nr.	In Day Time	In Time	Out Time	Pit Time	T. Pit Time	Handicap	Penalty
1	12:45:04.238	12:45:04.238	12:47:40.491	2:36.253	2:36.253		
2	12:49:14.203	12:49:14.203	12:49:44.329	30.126	3:06.379		
3	13:05:57.658	13:05:57.658	13:11:44.125	5:46.467	8:52.846		
4	13:13:15.578	13:13:15.578	13:13:50.658	35.080	9:27.926		

11 Alessandro Famularo R Van Amersfoort Racing
 F3 Tatuus 318 A.R.

Nr.	In Day Time	In Time	Out Time	Pit Time	T. Pit Time	Handicap	Penalty
1	12:45:08.075	12:45:08.075	12:48:09.761	3:01.686	3:01.686		
2	12:58:48.298	12:58:48.298	13:03:02.017	4:13.719	7:15.405		

14 Arthur Leclerc R Prema Powerteam
 F3 Tatuus 318 A.R.

Nr.	In Day Time	In Time	Out Time	Pit Time	T. Pit Time	Handicap	Penalty
1	12:44:49.827	12:44:49.827	12:47:32.460	2:42.633	2:42.633		
2	13:03:45.547	13:03:45.547	13:10:19.410	6:33.863	9:16.496		

33 Henrion Gillian R Gillian Track Events GTE
 F3 Tatuus 318 A.R.

Nr.	In Day Time	In Time	Out Time	Pit Time	T. Pit Time	Handicap	Penalty
1	13:03:32.194	13:03:32.194	13:09:53.173	6:20.979	6:20.979		

41 Emidio Pesce R DR Formula RP Motorsport
 F3 Tatuus 318 A.R.

Nr.	In Day Time	In Time	Out Time	Pit Time	T. Pit Time	Handicap	Penalty
1	12:45:39.862	12:45:39.862	12:50:22.878	4:43.016	4:43.016		
2	13:04:16.055	13:04:16.055	13:08:14.500	3:58.445	8:41.461		

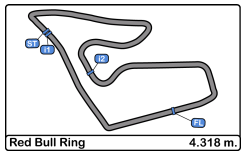
55 Jamie Laura Chadwick Prema Powerteam
 F3 Tatuus 318 A.R.

Nr.	In Day Time	In Time	Out Time	Pit Time	T. Pit Time	Handicap	Penalty
1	12:44:59.740	12:44:59.740	12:47:06.765	2:07.025	2:07.025		
2	13:03:39.761	13:03:39.761	13:09:10.199	5:30.438	7:37.463		
3	13:10:44.310	13:10:44.310	13:11:17.116	32.806	8:10.269		

99 Andrea Cola R Monolite Racing
 F3 Tatuus 318 A.R.

Nr.	In Day Time	In Time	Out Time	Pit Time	T. Pit Time	Handicap	Penalty
1	13:02:12.506	13:02:12.506	13:09:02.720	6:50.214	6:50.214		

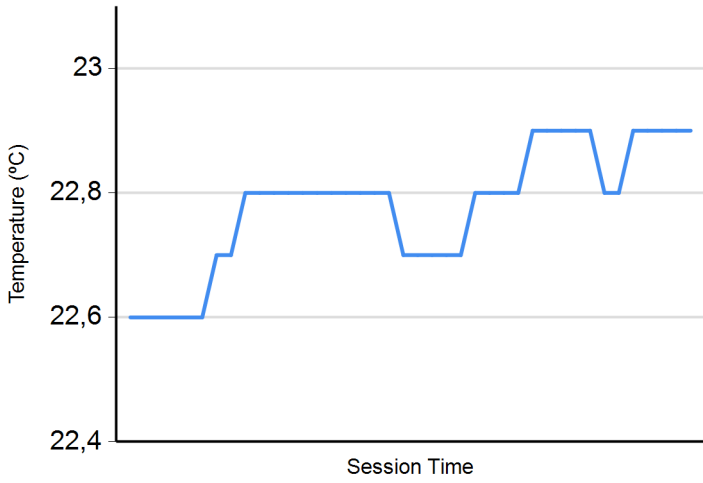




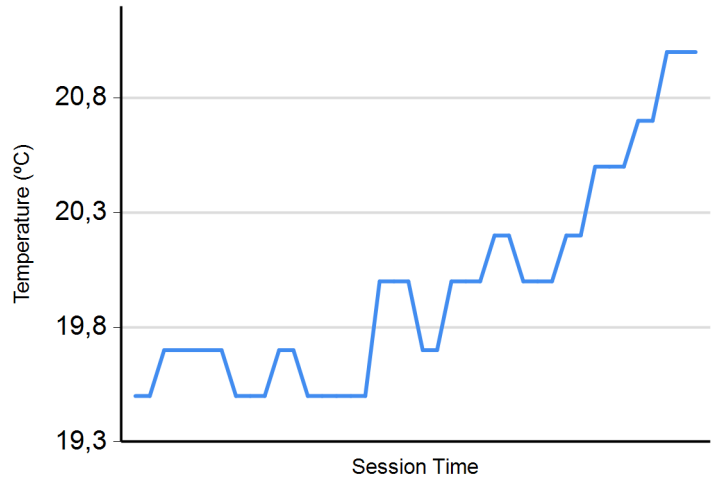
Red Bull Ring
Formula Regional European Championship
Free Practice - 1
Weather Report



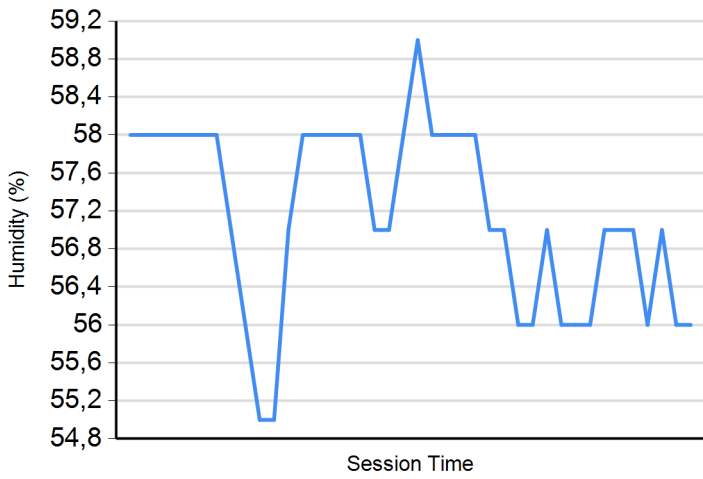
Air Temperature



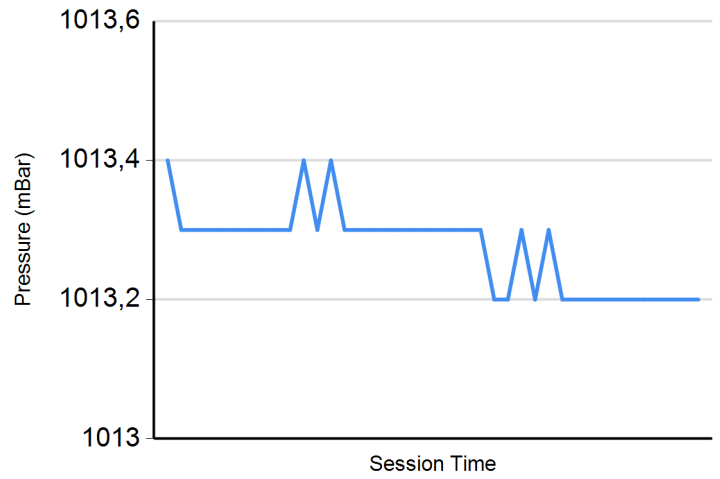
Track Temperature



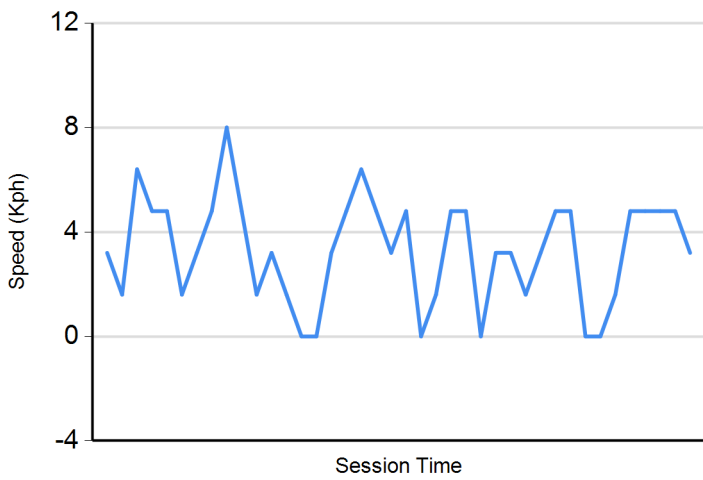
Humidity



Pressure



Wind Speed



Wind direction

North = 0°/360° Est = 90° South = 180° West = 270°

