



**Red Bull Ring**  
**Formula Regional European Championship**  
**Free Practice - 2**  
**Provisional Results**



Cls	Nº	Driver	Nat	Competitor	Nat	Rookie	Cls	Laps	Best	Time	Gap	Interval	Km/h
1	6	Oliver Rasmussen	DNK	Prema Powerteam	ITA	R	1	24	22	1:26.123			180.4
2	14	Arthur Leclerc	MCO	Prema Powerteam	ITA	R	2	25	19	1:26.174	0.051	0.051	180.3
3	5	Patrick Pasma	FIN	Kic Motorsport	FIN			24	21	1:26.199	0.076	0.025	180.3
4	10	Gianluca Petecof	BRA	Prema Powerteam	ITA	R	3	24	21	1:26.237	0.114	0.038	180.2
5	3	Pierre-Louis Chovet	FRA	Van Amersfoort Racing	NLD	R	4	22	16	1:26.323	0.200	0.086	180.0
6	11	Alessandro Famularo	VEN	Van Amersfoort Racing	NLD	R	5	21	17	1:26.748	0.625	0.425	179.1
7	40	Konsta Lappalainen	FIN	Kic Motorsport	FIN			22	19	1:26.996	0.873	0.248	178.6
8	41	Emidio Pesce	ITA	DR Formula RP Motorsport	PRT	R	6	21	20	1:27.157	1.034	0.161	178.3
9	2	Nico Göhler	DEU	Kic Motorsport	FIN			23	17	1:27.185	1.062	0.028	178.2
10	99	Andrea Cola	ITA	Monolite Racing	ITA	R	7	22	21	1:27.321	1.198	0.136	178.0
11	55	Jamie Laura Chadwick	GBR	Prema Powerteam	ITA			18	6	1:28.002	1.879	0.681	176.6
12	33	Henrion Gillian	FRA	Gillian Track Events GTE	FRA	R	8	4	3	1:30.617	4.494	2.615	171.5

Published at:.....

Track Temp: **26.0 °C** Air Temp: **23.6 °C** Humidity: **56 %** Track Status: **DRY**

Stewards:

Race Director:

Timekeeper:





**Red Bull Ring**  
**Formula Regional European Championship**  
**Free Practice - 2**  
**Provisional Results by Class**



Cls	Nº	Driver	Nat	Competitor	Nat	Rookie	Laps	Best	Time	Gap	Interval	Km/h
1	5	Patrick Pasma	FIN	Kic Motorsport	FIN		24	21	1:26.199			180.3
2	40	Konsta Lappalainen	FIN	Kic Motorsport	FIN		22	19	1:26.996	0.797	0.797	178.6
3	2	Nico Göhler	DEU	Kic Motorsport	FIN		23	17	1:27.185	0.986	0.189	178.2
4	55	Jamie Laura Chadwick	GBR	Prema Powerteam	ITA		18	6	1:28.002	1.803	0.817	176.6
<b>Rookie</b>												
1	6	Oliver Rasmussen	DNK	Prema Powerteam	ITA	R	24	22	1:26.123			180.4
2	14	Arthur Leclerc	MCO	Prema Powerteam	ITA	R	25	19	1:26.174	0.051	0.051	180.3
3	10	Gianluca Petecof	BRA	Prema Powerteam	ITA	R	24	21	1:26.237	0.114	0.063	180.2
4	3	Pierre-Louis Chovet	FRA	Van Amersfoort Racing	NLD	R	22	16	1:26.323	0.200	0.086	180.0
5	11	Alessandro Famularo	VEN	Van Amersfoort Racing	NLD	R	21	17	1:26.748	0.625	0.425	179.1
6	41	Emidio Pesce	ITA	DR Formula RP Motorsport	PRT	R	21	20	1:27.157	1.034	0.409	178.3
7	99	Andrea Cola	ITA	Monolite Racing	ITA	R	22	21	1:27.321	1.198	0.164	178.0
8	33	Henrion Gillian	FRA	Gillian Track Events GTE	FRA	R	4	3	1:30.617	4.494	3.296	171.5

Published at:.....

Track Temp: **26.0 °C** Air Temp: **23.6 °C** Humidity: **56 %** Track **DRY**

Stewards:

Race Director:

Timekeeper:





**Red Bull Ring**  
**Formula Regional European Championship**  
**Free Practice - 2**  
**Provisional 2 Fastest Lap Results**



Cls	Nº	Driver	Nat	Competitor	Nat	Rookie	Cls	Laps	Best	Time	Gap	Interval	Km/h
1	14	Arthur Leclerc	MCO	Prema Powerteam	ITA	R	1	25	24	1:26.237			180.3
2	5	Patrick Pasma	FIN	Kic Motorsport	FIN			24	23	1:26.244	0.007	0.007	180.3
3	6	Oliver Rasmussen	DNK	Prema Powerteam	ITA	R	2	24	18	1:26.279	0.042	0.035	180.4
4	10	Gianluca Petecof	BRA	Prema Powerteam	ITA	R	3	24	20	1:26.321	0.084	0.042	180.2
5	3	Pierre-Louis Chovet	FRA	Van Amersfoort Racing	NLD	R	4	22	20	1:26.332	0.095	0.011	180.0
6	11	Alessandro Famularo	VEN	Van Amersfoort Racing	NLD	R	5	21	18	1:26.780	0.543	0.448	179.1
7	40	Konsta Lappalainen	FIN	Kic Motorsport	FIN			22	20	1:27.081	0.844	0.301	178.6
8	2	Nico Göhler	DEU	Kic Motorsport	FIN			23	22	1:27.188	0.951	0.107	178.2
9	41	Emidio Pesce	ITA	DR Formula RP Motorsport	PRT	R	6	21	18	1:27.269	1.032	0.081	178.3
10	99	Andrea Cola	ITA	Monolite Racing	ITA	R	7	22	18	1:27.446	1.209	0.177	178.0
11	55	Jamie Laura Chadwick	GBR	Prema Powerteam	ITA			18	10	1:28.104	1.867	0.658	176.6
12	33	Henrion Gillian	FRA	Gillian Track Events GTE	FRA	R	8	4	2	1:31.150	4.913	3.046	171.5

Published at:.....

Track Temp: **26.0 °C** Air Temp: **23.6 °C** Humidity: **56 %** Track Status: **DRY**

Stewards:

Race Director:

Timekeeper:





**Red Bull Ring**  
**Formula Regional European Championship**  
**Free Practice - 2**  
**Lap Analysis**



2

Nico Göhler

F3 Tatuus 318 A.R.

5

Patrick Pasma

F3 Tatuus 318 A.R.

Kic Motorsport

Kic Motorsport

Lap	D	Time	Sector 1	Sector 2	Sector 3	T. Spd	Elapsed	Lap	D	Time	Sector 1	Sector 2	Sector 3	T. Spd	Elapsed
1		17:20:17.097 P	17:18:44.142	45.827	47.128	142.2	17:20:17.097	1		17:20:19.380 P	17:18:48.261	42.570	48.549	219.5	17:20:19.380
2		2:35.897 P	1:15.897	41.095	38.905	214.7	17:22:52.994	2		2:27.942	1:19.353	41.271	27.318	221.7	17:22:47.322
3		1:59.802	52.022	40.895	26.885	217.7	17:24:52.796	3		1:28.280	22.416	39.335	26.529	225.4	17:24:15.602
4		1:28.529	22.479	39.794	26.256	226.4	17:26:21.325	4		1:27.954	22.304	39.321	26.329	226.8	17:25:43.556
5		1:27.946	22.315	39.361	26.270	227.3	17:27:49.271	5		1:31.649	22.477	42.007	27.165	226.4	17:27:15.205
6		1:27.896	22.320	39.380	26.196	229.2	17:29:17.167	6		1:27.686	22.300	39.111	26.275	227.8	17:28:42.891
7		1:27.763	22.279	39.304	26.180	228.8	17:30:44.930	7		1:27.476	22.123	39.090	26.263	228.8	17:30:10.367
8		1:31.980	23.208	42.210	26.562	174.1	17:32:16.910	8		1:29.501	22.087	39.140	28.274	228.8	17:31:39.868
9		1:43.314 P	24.500	40.709	38.105	219.0	17:34:00.224	9		1:27.476	22.140	39.134	26.202	229.2	17:33:07.344
10		4:40.344	3:30.598	42.634	27.112	173.0	17:38:40.568	10		1:27.412	22.145	39.079	26.188	228.3	17:34:34.756
11		1:28.545	22.821	39.570	26.154	222.6	17:40:09.113	11		1:38.875 P	22.181	40.858	35.836	228.3	17:36:13.631
12		1:27.914	22.298	39.439	26.177	227.8	17:41:37.027	12		4:25.567	3:17.151	41.463	26.953	219.9	17:40:39.198
13		1:27.322	22.315	38.873	26.134	227.8	17:43:04.349	13		1:27.871	22.263	39.339	26.269	227.3	17:42:07.069
14		1:27.512	22.201	39.126	26.185	226.8	17:44:31.861	14		1:26.750	22.069	38.750	25.931	227.8	17:43:33.819
15		1:31.205	22.267	42.489	26.449	226.8	17:46:03.066	15		1:28.722	22.093	40.211	26.418	228.3	17:45:02.541
16		1:27.273	22.178	39.061	26.034	228.8	17:47:30.339	16		1:26.695	22.176	38.717	25.802	227.8	17:46:29.236
17		1:27.185	22.105	39.046	26.034	227.8	17:48:57.524	17		1:26.476	22.023	38.584	25.869	228.8	17:47:55.712
18		1:27.215	22.073	39.035	26.107	228.3	17:50:24.739	18		1:29.885	22.011	39.173	28.701	229.2	17:49:25.597
19		1:31.997	24.131	41.485	26.381	166.4	17:51:56.736	19		1:26.299	21.983	38.574	25.742	228.8	17:50:51.896
20		1:27.292	22.191	39.141	25.960	227.3	17:53:24.028	20		1:26.247	21.983	38.529	25.735	228.3	17:52:18.143
21		1:27.293	22.091	39.084	26.118	228.8	17:54:51.321	21		1:26.199	21.875	38.539	25.785	229.2	17:53:44.342
22		1:27.188	22.116	39.077	25.995	228.3	17:56:18.509	22		1:32.064	23.141	42.515	26.408	197.8	17:55:16.406
23		1:33.022	22.086	39.027	31.909	227.8	17:57:51.531	23		1:26.244	21.934	38.557	25.753	229.2	17:56:42.650
24		24.033	42.292		174.4			24		1:41.243 P	21.917	39.704	39.622	229.2	17:58:23.893

3

Pierre-Louis Chovet

F3 Tatuus 318 A.R.

6

Oliver Rasmussen

F3 Tatuus 318 A.R.

R

Van Amersfoort Racing

R

Prema Powerteam

Lap	D	Time	Sector 1	Sector 2	Sector 3	T. Spd	Elapsed	Lap	D	Time	Sector 1	Sector 2	Sector 3	T. Spd	Elapsed
1		17:20:30.948 P	17:18:54.526	44.652	51.770	223.1	17:20:30.948	1		17:20:14.486 P	17:18:38.051	45.137	51.298	219.9	17:20:14.486
2		2:36.979 P	1:17.102	40.131	39.746	224.5	17:23:07.927	2		2:14.551	1:07.499	40.112	26.940	219.0	17:22:29.037
3		1:54.278	47.831	39.756	26.691	224.5	17:25:02.205	3		1:28.173	22.300	39.465	26.408	225.9	17:23:57.210
4		1:34.193	26.038	41.471	26.684	214.2	17:26:36.398	4		1:27.733	22.232	39.231	26.270	226.4	17:25:24.943
5		1:27.495	22.291	39.063	26.141	229.7	17:28:03.893	5		1:27.395	22.167	39.120	26.108	227.3	17:26:52.338
6		1:27.457	22.184	38.960	26.313	229.7	17:29:31.350	6		1:27.144	22.158	39.057	25.929	227.8	17:28:19.482
7		1:27.309	22.123	38.942	26.244	230.2	17:30:58.659	7		1:27.664	22.196	39.309	26.159	227.3	17:29:47.146
8		1:27.262	22.174	38.889	26.199	230.7	17:32:25.921	8		1:27.406	22.224	39.152	26.030	227.8	17:31:14.552
9		1:39.110 P	22.133	39.759	37.218	232.2	17:34:05.031	9		1:27.086	22.075	39.000	26.011	228.3	17:32:41.638
10		4:44.819	3:33.081	44.271	27.467	217.7	17:38:49.850	10		1:29.494	23.871	39.466	26.157	224.5	17:34:11.132
11		1:28.898	22.575	39.685	26.638	226.8	17:40:18.748	11		1:27.387	22.184	39.208	25.995	227.8	17:35:38.519
12		1:27.341	22.146	38.960	26.235	228.8	17:41:46.089	12		1:27.166	22.038	39.162	25.966	228.3	17:37:05.685
13		1:26.752	21.993	38.727	26.032	229.7	17:43:12.841	13		1:33.796 P	22.108	39.283	32.405	228.8	17:38:39.481
14		1:26.489	22.048	38.584	25.857	229.2	17:44:39.330	14		6:54.886	5:37.628	47.718	29.540	171.7	17:45:34.367
15		1:26.419	21.998	38.558	25.863	229.2	17:46:05.749	15		1:30.625	23.312	40.385	26.928	222.2	17:47:04.992
16		1:26.323	21.851	38.659	25.813	230.7	17:47:32.072	16		1:27.473	22.113	39.170	26.190	227.8	17:48:32.465
17		1:38.956 P	21.874	38.463	38.619	230.2	17:49:11.028	17		1:26.805	22.095	38.951	25.759	227.8	17:49:59.270
18		4:26.940	3:21.192	39.499	26.249	224.5	17:53:37.968	18		1:26.279	21.980	38.795	25.504	228.3	17:51:25.549
19		1:26.655	22.067	38.681	25.907	229.2	17:55:04.623	19		1:26.283	21.957	38.771	25.555	227.3	17:52:51.832
20		1:26.332	22.002	38.511	25.819	230.7	17:56:30.955	20		1:28.701	21.953	39.909	26.839	228.3	17:54:20.533
21		1:34.756	21.888	45.581	27.287	229.7	17:58:05.711	21		1:28.091	21.989	39.698	26.404	228.8	17:55:48.624
22		1:45.693 P	22.043	42.598	41.052	229.7	17:59:51.404	22		1:26.123	22.055	38.592	25.476	227.3	17:57:14.747
23								23		1:26.437	22.070	38.727	25.640	228.3	17:58:41.184
24								24		1:33.780 P	22.061	39.175	32.544	228.3	18:00:14.964





**Red Bull Ring**  
**Formula Regional European Championship**  
**Free Practice - 2**  
**Lap Analysis**



**10**

Gianluca Petecof

F3 Tatuus 318 A.R.

R

Prema Powerteam

Lap	D	Time	Sector 1	Sector 2	Sector 3	T. Spd	Elapsed
1		17:19:48.039 P	17:18:28.625	42.821	36.593	215.1	17:19:48.039
2		2:01.592 P	47.505	40.438	33.649	224.5	17:21:49.631
3		1:52.609	41.575	42.004	29.030	191.1	17:23:42.240
4		1:29.376	22.204	40.808	26.364	226.4	17:25:11.616
5		1:27.822	22.161	39.319	26.342	229.7	17:26:39.438
6		1:27.438	22.205	39.153	26.080	228.3	17:28:06.876
7		1:27.602	22.114	39.334	26.154	231.7	17:29:34.478
8		1:27.151	22.022	39.151	25.978	231.7	17:31:01.629
9		1:27.082	22.087	38.945	26.050	230.7	17:32:28.711
10		1:27.391	22.037	39.140	26.214	231.2	17:33:56.102
11		1:27.351	22.166	39.055	26.130	229.2	17:35:23.453
12		1:27.072	22.052	39.004	26.016	230.7	17:36:50.525
13		1:37.349 P	23.510	39.608	34.231	227.8	17:38:27.874
14		6:43.218	5:31.541	43.631	28.046	193.5	17:45:11.092
15		1:35.021	23.248	43.296	28.477	226.4	17:46:46.113
16		1:27.129	22.115	38.917	26.097	229.7	17:48:13.242
17		1:26.760	22.054	38.923	25.783	229.2	17:49:40.002
18		1:26.736	21.961	38.915	25.860	228.3	17:51:06.738
19		1:26.445	21.988	38.766	25.691	231.2	17:52:33.183
20		1:26.321	21.839	38.812	25.670	230.2	17:53:59.504
21		1:26.237	21.959	38.595	25.683	229.7	17:55:25.741
22		1:30.189	21.848	41.664	26.677	230.2	17:56:55.930
23		1:26.093	21.899	38.639	25.555	229.7	17:58:22.023
24		1:40.206 P	22.593	42.812	34.801	208.8	18:00:02.229

**14**

Arthur Leclerc

F3 Tatuus 318 A.R.

R

Prema Powerteam

Lap	D	Time	Sector 1	Sector 2	Sector 3	T. Spd	Elapsed
1		17:19:51.008 P	17:18:30.862	41.544	38.602	217.7	17:19:51.008
2		1:55.892	49.408	39.737	26.747	223.1	17:21:46.900
3		1:27.994	22.385	39.330	26.279	225.9	17:23:14.894
4		1:27.869	22.431	39.223	26.215	225.9	17:24:42.763
5		1:27.496	22.108	39.214	26.174	227.8	17:26:10.259
6		1:27.417	22.208	39.136	26.073	228.3	17:27:37.676
7		1:27.571	22.204	39.180	26.187	228.8	17:29:05.247
8		1:27.364	22.108	39.079	26.177	228.3	17:30:32.611
9		1:27.495	22.144	39.099	26.252	228.8	17:32:00.106
10		1:27.250	22.152	38.978	26.120	229.7	17:33:27.356
11		1:27.440	22.228	39.081	26.131	228.3	17:34:54.796
12		1:29.953	23.054	40.707	26.192	225.0	17:36:24.749
13		1:33.471 P	22.146	39.557	31.768	228.3	17:37:58.220
14		6:46.378	5:38.712	40.861	26.805	208.8	17:44:44.598
15		1:27.375	22.302	38.888	26.185	226.8	17:46:11.973
16		1:26.755	22.075	38.736	25.944	228.3	17:47:38.728
17		1:26.456	22.032	38.623	25.801	227.8	17:49:05.184
18		1:26.371	22.018	38.568	25.785	228.3	17:50:31.555
19		1:26.174	21.941	38.524	25.709	229.2	17:51:57.729
20		1:30.344	21.929	40.609	27.806	229.2	17:53:28.073
21		1:26.627	21.969	38.627	26.031	228.8	17:54:54.700
22		1:26.449	22.033	38.643	25.773	229.2	17:56:21.149
23		1:33.031	21.920	38.649	32.462	229.2	17:57:54.180
24		1:26.237	21.917	38.635	25.685	229.7	17:59:20.417
25		1:32.967 P	21.999	39.335	31.633	218.6	18:00:53.384

**11**

Alessandro Famularo

F3 Tatuus 318 A.R.

R

Van Amersfoort Racing

Lap	D	Time	Sector 1	Sector 2	Sector 3	T. Spd	Elapsed
1		17:20:09.140 P	17:18:35.712	44.350	49.078	200.0	17:20:09.140
2		2:33.389 P	1:09.658	44.853	38.878	192.5	17:22:42.529
3		2:03.706	50.418	45.542	27.746	205.3	17:24:46.235
4		1:54.812 P	23.809	50.620	40.383	169.5	17:26:41.047
5		7:17.946	6:03.336	47.306	27.304	219.9	17:33:58.993
6		1:33.410	22.387	43.863	27.160	228.3	17:35:32.403
7		1:27.932	22.152	39.137	26.643	230.2	17:37:00.335
8		1:27.884	22.098	39.197	26.589	230.7	17:38:28.219
9		1:31.264	22.122	42.333	26.809	231.2	17:39:59.483
10		1:28.100	22.221	39.410	26.469	229.2	17:41:27.583
11		1:38.598 P	22.144	39.165	37.289	230.7	17:43:06.181
12		4:17.939	3:07.539	42.636	27.764	189.8	17:47:24.120
13		1:29.813	23.594	39.599	26.620	216.4	17:48:53.933
14		1:27.275	22.121	38.921	26.233	229.2	17:50:21.208
15		1:27.226	22.219	38.885	26.122	228.3	17:51:48.434
16		1:27.025	22.180	38.750	26.095	228.3	17:53:15.459
17		1:26.748	21.904	38.845	25.999	230.2	17:54:42.207
18		1:26.780	21.964	38.752	26.064	231.2	17:56:08.987
19		1:39.849	23.645	40.225	35.979	226.8	17:57:48.836
20		1:28.903	22.315	39.827	26.761	229.2	17:59:17.739
21		1:44.188 P	22.461	41.700	40.027	228.8	18:01:01.927

**33**

Henrion Gillian

F3 Tatuus 318 A.R.

R

Gillian Track Events GTE

Lap	D	Time	Sector 1	Sector 2	Sector 3	T. Spd	Elapsed
1		17:20:00.075	17:18:49.374	42.773	27.928	220.4	17:20:00.075
2		1:31.150	23.150	40.780	27.220	221.3	17:21:31.225
3		1:30.617	22.733	40.126	27.758	223.6	17:23:01.842
4		1:53.453 P	25.437	47.145	40.871	163.1	17:24:55.295





**Red Bull Ring**  
**Formula Regional European Championship**  
**Free Practice - 2**  
**Lap Analysis**



**40**

Konsta Lappalainen

F3 Tatuus 318 A.R.

**55**

Jamie Laura Chadwick

F3 Tatuus 318 A.R.

Kic Motorsport

Prema Powerteam

Lap	D	Time	Sector 1	Sector 2	Sector 3	T. Spd	Elapsed	Lap	D	Time	Sector 1	Sector 2	Sector 3	T. Spd	Elapsed
1		17:20:33.312	P 17:18:52.297	44.437	56.578	171.4	17:20:33.312	1		17:20:07.146	P 17:18:33.616	45.456	48.074	175.3	17:20:07.146
2		2:30.915	1:23.918	40.235	26.762	218.6	17:23:04.227	2		1:59.475	51.697	40.539	27.239	220.4	17:22:06.621
3		1:28.673	22.532	39.573	26.568	224.5	17:24:32.900	3		1:28.737	22.571	39.584	26.582	224.0	17:23:35.358
4		1:28.272	22.409	39.388	26.475	226.4	17:26:01.172	4		1:28.325	22.519	39.312	26.494	224.5	17:25:03.683
5		1:28.220	22.367	39.374	26.479	226.8	17:27:29.392	5		1:28.702	22.654	39.486	26.562	224.5	17:26:32.385
6		1:28.546	22.394	39.433	26.719	227.8	17:28:57.938	6		1:28.002	22.427	39.312	26.263	224.5	17:28:00.387
7		1:28.201	22.279	39.550	26.372	226.8	17:30:26.139	7		1:28.125	22.392	39.425	26.308	225.9	17:29:28.512
8		1:27.858	22.325	39.303	26.230	227.3	17:31:53.997	8		1:27.823	22.339	39.287	26.197	226.8	17:30:56.335
9		1:36.269	P 22.321	39.528	34.420	227.8	17:33:30.266	9		1:27.847	22.308	39.290	26.249	226.8	17:32:24.182
10		3:54.556	2:47.681	40.237	26.638	222.6	17:37:24.822	10		1:28.104	22.333	39.384	26.387	227.8	17:33:52.286
11		1:28.383	22.415	39.545	26.423	225.9	17:38:53.205	11		1:28.269	22.357	39.603	26.309	225.4	17:35:20.555
12		1:27.972	22.343	39.309	26.320	227.8	17:40:21.177	12		1:28.170	22.320	39.416	26.434	225.9	17:36:48.725
13		1:37.817	P 22.230	39.439	36.148	226.8	17:41:58.994	13		1:37.704	P 22.389	39.559	35.756	225.4	17:38:26.429
14		4:22.428	3:13.405	42.147	26.876	192.5	17:46:21.422	14		7:33.697	6:22.332	43.100	28.265	208.8	17:46:00.126
15		1:28.975	22.928	39.750	26.297	222.6	17:47:50.397	15		1:35.314	22.918	45.636	26.760	223.1	17:47:35.440
16		1:27.152	22.229	38.895	26.028	227.8	17:49:17.549	16		1:41.415	P 22.403	39.799	39.213	225.4	17:49:16.855
17		1:29.694	22.184	41.364	26.146	227.8	17:50:47.243	17		3:57.144	2:50.105	40.260	26.779	222.2	17:53:13.999
18		1:27.248	22.146	39.180	25.922	227.3	17:52:14.491	18		1:56.635	P 28.860	49.654	38.121	164.6	17:55:10.634
19		1:26.996	22.187	38.908	25.901	227.3	17:53:41.487	19							
20		1:27.081	22.140	38.913	26.028	227.8	17:55:08.568	20							
21		1:35.042	24.050	42.833	28.159	163.1	17:56:43.610	21							
22		2:39.564	P 22.088	39.193	1:38.283	229.7	17:59:23.174	22							

**41**

Emidio Pesce

F3 Tatuus 318 A.R.

R

DR Formula RP Motorsport

Lap	D	Time	Sector 1	Sector 2	Sector 3	T. Spd	Elapsed
1		17:19:55.479	17:18:43.722	43.506	28.251	191.1	17:19:55.479
2		1:34.986	23.404	41.858	29.724	215.5	17:21:30.465
3		1:28.639	22.498	39.434	26.707	227.8	17:22:59.104
4		1:38.765	22.291	41.648	34.826	229.7	17:24:37.869
5		1:33.696	27.373	39.760	26.563	195.6	17:26:11.565
6		1:28.026	22.148	39.376	26.502	229.7	17:27:39.591
7		1:27.707	22.215	39.174	26.318	230.7	17:29:07.298
8		1:28.207	22.179	39.462	26.566	230.7	17:30:35.505
9		1:27.969	22.217	39.281	26.471	230.2	17:32:03.474
10		1:35.601	P 22.956	39.648	32.997	227.8	17:33:39.075
11		11:26.347	10:13.822	43.750	28.775	193.8	17:45:05.422
12		1:40.220	22.931	44.130	33.159	216.0	17:46:45.642
13		1:29.376	23.128	39.703	26.545	230.7	17:48:15.018
14		1:27.535	22.128	39.090	26.317	228.8	17:49:42.553
15		1:27.352	22.131	39.066	26.155	229.7	17:51:09.905
16		1:30.842	22.052	38.855	29.935	230.2	17:52:40.747
17		1:28.771	23.274	39.360	26.137	227.8	17:54:09.518
18		1:27.269	22.098	39.035	26.136	229.2	17:55:36.787
19		1:27.359	22.085	39.230	26.044	228.3	17:57:04.146
20		1:27.157	22.049	39.043	26.065	228.3	17:58:31.303
21		1:36.850	P 22.607	39.451	34.792	227.8	18:00:08.153

**99**

Andrea Cola

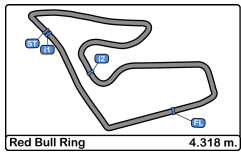
F3 Tatuus 318 A.R.

R

Monolite Racing

Lap	D	Time	Sector 1	Sector 2	Sector 3	T. Spd	Elapsed
1		17:19:56.327	17:18:44.571	43.440	28.316	176.4	17:19:56.327
2		1:31.001	22.897	40.737	27.367	221.3	17:21:27.328
3		1:31.312	22.465	41.397	27.450	227.3	17:22:58.640
4		1:29.482	22.564	39.810	27.108	225.4	17:24:28.122
5		1:29.894	22.560	40.040	27.294	227.3	17:25:58.016
6		1:29.138	22.383	39.606	27.149	227.8	17:27:27.154
7		1:37.572	P 22.414	40.066	35.092	228.3	17:29:04.726
8		4:56.215	3:47.938	40.768	27.509	225.0	17:34:00.941
9		1:29.230	22.444	39.918	26.868	226.8	17:35:30.171
10		1:28.588	22.278	39.755	26.555	227.8	17:36:58.759
11		1:28.278	22.246	39.503	26.529	227.8	17:38:27.037
12		1:28.316	22.217	39.447	26.652	227.8	17:39:55.353
13		1:34.574	P 22.397	39.603	32.574	227.3	17:41:29.927
14		5:07.678	3:55.556	43.997	28.125	197.8	17:46:37.605
15		1:29.902	22.816	40.321	26.765	226.4	17:48:07.507
16		1:28.854	22.635	39.582	26.637	225.9	17:49:36.361
17		1:28.315	22.546	39.343	26.426	227.3	17:51:04.676
18		1:27.446	22.073	39.062	26.311	228.3	17:52:32.122
19		3:21.484	22.011	2:29.219	30.254	227.8	17:55:53.606
20		1:31.544	24.597	39.676	27.271	221.7	17:57:25.150
21		1:27.321	22.104	39.097	26.120	228.8	17:58:52.471
22		1:38.678	P 22.541	40.349	35.788	227.8	18:00:31.149



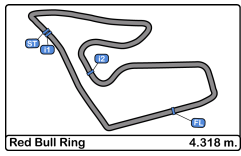


**Red Bull Ring**  
**Formula Regional European Championship**  
**Free Practice - 2**  
**Best Sectors Results**



Sector - 1				Sector - 2				Sector - 3				Ideal Lap vs Best Lap			
Clas	Nº	Driver	Time	Nº	Driver	Time	Nº	Driver	Time	Clas	Nº	Driver	Ideal Lap	Best Lap	Clas
1	10	Gianluca Petecof	21.839	3	Pierre-Louis Chovet	38.463	6	Oliver Rasmussen	25.476	1	10	Gianluca Petecof	1:25.989	1:26.237	4
2	3	Pierre-Louis Chovet	21.851	14	Arthur Leclerc	38.524	10	Gianluca Petecof	25.555	2	6	Oliver Rasmussen	1:26.021	1:26.123	1
3	5	Patrick Pasma	21.875	5	Patrick Pasma	38.529	14	Arthur Leclerc	25.685	3	14	Arthur Leclerc	1:26.126	1:26.174	2
4	11	Alessandro Famularo	21.904	6	Oliver Rasmussen	38.592	5	Patrick Pasma	25.735	4	3	Pierre-Louis Chovet	1:26.127	1:26.323	5
5	14	Arthur Leclerc	21.917	10	Gianluca Petecof	38.595	3	Pierre-Louis Chovet	25.813	5	5	Patrick Pasma	1:26.139	1:26.199	3
6	6	Oliver Rasmussen	21.953	11	Alessandro Famularo	38.750	40	Konsta Lappalainen	25.901	6	11	Alessandro Famularo	1:26.653	1:26.748	6
7	99	Andrea Cola	22.011	41	Emidio Pesce	38.855	2	Nico Göhler	25.960	7	40	Konsta Lappalainen	1:26.884	1:26.996	7
8	41	Emidio Pesce	22.049	2	Nico Göhler	38.873	11	Alessandro Famularo	25.999	8	2	Nico Göhler	1:26.906	1:27.185	9
9	2	Nico Göhler	22.073	40	Konsta Lappalainen	38.895	41	Emidio Pesce	26.044	9	41	Emidio Pesce	1:26.948	1:27.157	8
10	40	Konsta Lappalainen	22.088	99	Andrea Cola	39.062	99	Andrea Cola	26.120	10	99	Andrea Cola	1:27.193	1:27.321	10
11	55	Jamie Laura Chadwi	22.308	55	Jamie Laura Chadwi	39.287	55	Jamie Laura Chadwi	26.197	11	55	Jamie Laura Chadwi	1:27.792	1:28.002	11
12	33	Henrion Gillian	22.733	33	Henrion Gillian	40.126	33	Henrion Gillian	27.220	12	33	Henrion Gillian	1:30.079	1:30.617	12





**Red Bull Ring**  
**Formula Regional European Championship**  
**Free Practice - 2**  
**Best 5 Lap Times**



Cls	Nº	Driver	Nat	Competitor	Nat	Rookie	Cls	Best 1		Best 2		Best 3		Best 4		Best 5	
								Time	Lap	Time	Lap	Time	Lap	Time	Lap	Time	Lap
1	6	Oliver Rasmussen	DNK	Prema Powerteam	ITA	R	1	<b>1:26.123</b>	22	1:26.279	18	1:26.283	19	1:26.437	23	1:26.805	17
2	14	Arthur Leclerc	MC	Prema Powerteam	ITA	R	2	<b>1:26.174</b>	19	1:26.237	24	1:26.371	18	1:26.449	22	1:26.456	17
3	5	Patrick Pasma	FIN	Kic Motorsport	FIN			<b>1:26.199</b>	21	1:26.244	23	1:26.247	20	1:26.299	19	1:26.476	17
4	10	Gianluca Petecof	BRA	Prema Powerteam	ITA	R	3	<b>1:26.237</b>	21	1:26.321	20	1:26.445	19	1:26.736	18	1:26.760	17
5	3	Pierre-Louis Chovet	FRA	Van Amersfoort Racing	NLD	R	4	<b>1:26.323</b>	16	1:26.332	20	1:26.419	15	1:26.489	14	1:26.655	19
6	11	Alessandro Famularo	VEN	Van Amersfoort Racing	NLD	R	5	<b>1:26.748</b>	17	1:26.780	18	1:27.025	16	1:27.226	15	1:27.275	14
7	40	Konsta Lappalainen	FIN	Kic Motorsport	FIN			<b>1:26.996</b>	19	1:27.081	20	1:27.152	16	1:27.248	18	1:27.972	12
8	41	Emidio Pesce	ITA	DR Formula RP Motorsport	PRT	R	6	<b>1:27.157</b>	20	1:27.269	18	1:27.352	15	1:27.359	19	1:27.535	14
9	2	Nico Göhler	DEU	Kic Motorsport	FIN			<b>1:27.185</b>	17	1:27.188	22	1:27.215	18	1:27.273	16	1:27.292	20
10	99	Andrea Cola	ITA	Monolite Racing	ITA	R	7	<b>1:27.321</b>	21	1:27.446	18	1:28.278	11	1:28.315	17	1:28.316	12
11	55	Jamie Laura Chadwick	GBR	Prema Powerteam	ITA			<b>1:28.002</b>	6	1:28.104	10	1:28.125	7	1:28.170	12	1:28.269	11
12	33	Henrion Gillian	FRA	Gillian Track Events GTE	FRA	R	8	<b>1:30.617</b>	3	1:31.150	2	1:53.453	4				





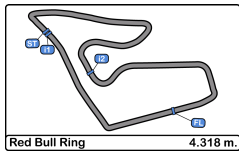


**Red Bull Ring**  
**Formula Regional European Championship**  
**Free Practice - 2**  
**Best 5 Top Speeds**



Cls	Nº	Driver	Nat	Competitor	Nat	Rookie	Cls	Top 1		Top 2		Top 3		Top 4		Top 5		Avg
								Km/h	Lap	Km/h	Lap	Km/h	Lap	Km/h	Lap	Km/h	Lap	
1	3	Pierre-Louis Chovet	FRA	Van Amersfoort Racing	NLD	R	1	232.2	9	230.7	8	230.7	16	230.7	20	230.2	7	230.9
2	10	Gianluca Petecof	BRA	Prema Powerteam	ITA	R	2	231.7	7	231.7	8	231.2	10	231.2	19	230.7	9	231.3
3	11	Alessandro Famularo	VEN	Van Amersfoort Racing	NLD	R	3	231.2	9	231.2	18	230.7	8	230.7	11	230.2	7	230.8
4	41	Emidio Pesce	ITA	DR Formula RP Motorsport	PRT	R	4	230.7	7	230.7	8	230.7	13	230.2	9	230.2	16	230.5
5	14	Arthur Leclerc	MC	Prema Powerteam	ITA	R	5	229.7	10	229.7	24	229.2	19	229.2	20	229.2	22	229.4
6	40	Konsta Lappalainen	FIN	Kic Motorsport	FIN			229.7	22	227.8	6	227.8	9	227.8	12	227.8	16	228.2
7	2	Nico Göhler	DEU	Kic Motorsport	FIN			229.2	6	228.8	7	228.8	16	228.8	21	228.3	18	228.8
8	5	Patrick Pasma	FIN	Kic Motorsport	FIN			229.2	9	229.2	18	229.2	21	229.2	23	229.2	24	229.2
9	6	Oliver Rasmussen	DNK	Prema Powerteam	ITA	R	6	228.8	13	228.8	21	228.3	9	228.3	12	228.3	18	228.5
10	99	Andrea Cola	ITA	Monolite Racing	ITA	R	7	228.8	21	228.3	7	228.3	18	227.8	6	227.8	10	228.2
11	55	Jamie Laura Chadwick	GBR	Prema Powerteam	ITA			227.8	10	226.8	8	226.8	9	225.9	7	225.9	12	226.7
12	33	Henrion Gillian	FRA	Gillian Track Events GTE	FRA	R	8	223.6	3	221.3	2	220.4	1	163.1	4			207.1





**Red Bull Ring**  
**Formula Regional European Championship**  
**Free Practice - 2**  
**Fastest Laps Sequence**



Lap	Time of Day	Session Time	Nº	Driver	Nat	Competitor	Nat	Rookie	Time	Km/h
2	17:21:27.328	3:27.328	99	Andrea Cola	ITA	Monolite Racing	ITA	R	1:31.001	170.8
3	17:22:59.104	4:59.104	41	Emidio Pesce	ITA	DR Formula RP Motorsport	PRT	R	1:28.639	175.3
3	17:23:14.894	5:14.894	14	Arthur Leclerc	MCO	Prema Powerteam	ITA	R	1:27.994	176.6
4	17:24:42.763	6:42.763	14	Arthur Leclerc	MCO	Prema Powerteam	ITA	R	1:27.869	176.9
4	17:25:24.943	7:24.943	6	Oliver Rasmussen	DNK	Prema Powerteam	ITA	R	1:27.733	177.1
5	17:28:03.893	10:03.893	3	Pierre-Louis Chovet	FRA	Van Amersfoort Racing	NLD	R	1:27.495	177.6
6	17:28:06.876	10:06.876	10	Gianluca Petecof	BRA	Prema Powerteam	ITA	R	1:27.438	177.7
8	17:30:32.611	12:32.611	14	Arthur Leclerc	MCO	Prema Powerteam	ITA	R	1:27.364	177.9
7	17:30:58.659	12:58.659	3	Pierre-Louis Chovet	FRA	Van Amersfoort Racing	NLD	R	1:27.309	178.0
8	17:31:01.629	13:01.629	10	Gianluca Petecof	BRA	Prema Powerteam	ITA	R	1:27.151	178.3
9	17:32:28.711	14:28.711	10	Gianluca Petecof	BRA	Prema Powerteam	ITA	R	1:27.082	178.5
12	17:36:50.525	18:50.525	10	Gianluca Petecof	BRA	Prema Powerteam	ITA	R	1:27.072	178.5
13	17:43:12.841	25:12.841	3	Pierre-Louis Chovet	FRA	Van Amersfoort Racing	NLD	R	1:26.752	179.1
14	17:43:33.819	25:33.819	5	Patrick Pasma	FIN	Kic Motorsport	FIN		1:26.750	179.1
14	17:44:39.330	26:39.330	3	Pierre-Louis Chovet	FRA	Van Amersfoort Racing	NLD	R	1:26.489	179.7
15	17:46:05.749	28:05.749	3	Pierre-Louis Chovet	FRA	Van Amersfoort Racing	NLD	R	1:26.419	179.8
16	17:47:32.072	29:32.072	3	Pierre-Louis Chovet	FRA	Van Amersfoort Racing	NLD	R	1:26.323	180.0
19	17:50:51.896	32:51.896	5	Patrick Pasma	FIN	Kic Motorsport	FIN		1:26.299	180.1
18	17:51:25.549	33:25.549	6	Oliver Rasmussen	DNK	Prema Powerteam	ITA	R	1:26.279	180.1
19	17:51:57.729	33:57.729	14	Arthur Leclerc	MCO	Prema Powerteam	ITA	R	1:26.174	180.3
22	17:57:14.747	39:14.747	6	Oliver Rasmussen	DNK	Prema Powerteam	ITA	R	1:26.123	180.4





**Red Bull Ring**  
**Formula Regional European Championship**  
**Free Practice - 2**  
**Event Best Maximum Speed**



<b>Nº</b>	<b>Driver</b>	<b>Nat</b>	<b>Competitor</b>	<b>Nat</b>	<b>Rookie</b>	<b>Km/h</b>	<b>Session</b>
3	Pierre-Louis Chovet	FRA	Van Amersfoort Racing	NLD	R	<b>232.2</b>	Free Practice - 2
10	Gianluca Petecof	BRA	Prema Powerteam	ITA	R	<b>231.7</b>	Free Practice - 2
11	Alessandro Famularo	VEN	Van Amersfoort Racing	NLD	R	<b>231.2</b>	Free Practice - 2
41	Emidio Pesce	ITA	DR Formula RP Motorsport	PRT	R	<b>230.7</b>	Free Practice - 2
5	Patrick Pasma	FIN	Kic Motorsport	FIN		<b>229.7</b>	Free Practice - 1
14	Arthur Leclerc	MCO	Prema Powerteam	ITA	R	<b>229.7</b>	Free Practice - 2
40	Konsta Lappalainen	FIN	Kic Motorsport	FIN		<b>229.7</b>	Free Practice - 2
2	Nico Göhler	DEU	Kic Motorsport	FIN		<b>229.2</b>	Free Practice - 2
6	Oliver Rasmussen	DNK	Prema Powerteam	ITA	R	<b>228.8</b>	Free Practice - 2
99	Andrea Cola	ITA	Monolite Racing	ITA	R	<b>228.8</b>	Free Practice - 2
55	Jamie Laura Chadwick	GBR	Prema Powerteam	ITA		<b>227.8</b>	Free Practice - 2
33	Henrion Gillian	FRA	Gillian Track Events GTE	FRA	R	<b>224.5</b>	Free Practice - 1



**Red Bull Ring**  
**Formula Regional European Championship**  
**Free Practice - 2**  
**Pit Stop Analysis**



**2** Nico Göhler Kic Motorsport  
 F3 Tatuus 318 A.R.

Nr.	In Day Time	In Time	Out Time	Pit Time	T. Pit Time	Handicap	Penalty
1	17:20:09.026	17:20:09.026	17:21:10.394	1:01.368	1:01.368		
2	17:22:48.225	17:22:48.225	17:23:22.797	34.572	1:35.940		
3	17:33:55.078	17:33:55.078	17:37:03.389	3:08.311	4:44.251		

**3** Pierre-Louis Chovet R Van Amersfoort Racing  
 F3 Tatuus 318 A.R.

Nr.	In Day Time	In Time	Out Time	Pit Time	T. Pit Time	Handicap	Penalty
1	17:20:20.488	17:20:20.488	17:21:27.323	1:06.835	1:06.835		
2	17:23:03.001	17:23:03.001	17:23:35.447	32.446	1:39.281		
3	17:34:00.248	17:34:00.248	17:37:12.617	3:12.369	4:51.650		
4	17:49:06.235	17:49:06.235	17:52:10.126	3:03.891	7:55.541		

**5** Patrick Pasma Kic Motorsport  
 F3 Tatuus 318 A.R.

Nr.	In Day Time	In Time	Out Time	Pit Time	T. Pit Time	Handicap	Penalty
1	17:20:11.727	17:20:11.727	17:21:17.206	1:05.479	1:05.479		
2	17:36:08.317	17:36:08.317	17:39:06.897	2:58.580	4:04.059		

**6** Oliver Rasmussen R Prema Powerteam  
 F3 Tatuus 318 A.R.

Nr.	In Day Time	In Time	Out Time	Pit Time	T. Pit Time	Handicap	Penalty
1	17:20:06.499	17:20:06.499	17:21:01.028	54.529	54.529		
2	17:38:34.117	17:38:34.117	17:43:49.425	5:15.308	6:09.837		

**10** Gianluca Petecof R Prema Powerteam  
 F3 Tatuus 318 A.R.

Nr.	In Day Time	In Time	Out Time	Pit Time	T. Pit Time	Handicap	Penalty
1	17:19:43.319	17:19:43.319	17:20:14.491	31.172	31.172		
2	17:21:44.331	17:21:44.331	17:22:07.898	23.567	54.739		
3	17:38:22.734	17:38:22.734	17:43:31.922	5:09.188	6:03.927		

**11** Alessandro Famularo R Van Amersfoort Racing  
 F3 Tatuus 318 A.R.

Nr.	In Day Time	In Time	Out Time	Pit Time	T. Pit Time	Handicap	Penalty
1	17:20:01.528	17:20:01.528	17:20:54.409	52.881	52.881		
2	17:22:37.055	17:22:37.055	17:23:10.796	33.741	1:26.622		
3	17:26:35.883	17:26:35.883	17:32:20.383	5:44.500	7:11.122		
4	17:43:01.067	17:43:01.067	17:45:48.926	2:47.859	9:58.981		

**14** Arthur Leclerc R Prema Powerteam  
 F3 Tatuus 318 A.R.

Nr.	In Day Time	In Time	Out Time	Pit Time	T. Pit Time	Handicap	Penalty
1	17:19:45.795	17:19:45.795	17:20:20.069	34.274	34.274		
2	17:37:53.126	17:37:53.126	17:43:10.994	5:17.868	5:52.142		

**40** Konsta Lappalainen Kic Motorsport  
 F3 Tatuus 318 A.R.

Nr.	In Day Time	In Time	Out Time	Pit Time	T. Pit Time	Handicap	Penalty
1	17:20:23.931	17:20:23.931	17:21:36.313	1:12.382	1:12.382		
2	17:33:25.519	17:33:25.519	17:35:54.896	2:29.377	3:41.759		
3	17:41:54.220	17:41:54.220	17:44:48.233	2:54.013	6:35.772		

**41** Emidio Pesce R DR Formula RP Motorsport  
 F3 Tatuus 318 A.R.

Nr.	In Day Time	In Time	Out Time	Pit Time	T. Pit Time	Handicap	Penalty
1	17:33:33.666	17:33:33.666	17:43:28.758	9:55.092	9:55.092		

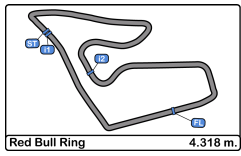
**55** Jamie Laura Chadwick Prema Powerteam  
 F3 Tatuus 318 A.R.

Nr.	In Day Time	In Time	Out Time	Pit Time	T. Pit Time	Handicap	Penalty
1	17:19:59.289	17:19:59.289	17:20:36.847	37.558	37.558		
2	17:38:21.634	17:38:21.634	17:44:23.587	6:01.953	6:39.511		
3	17:49:11.816	17:49:11.816	17:51:43.200	2:31.384	9:10.895		

**99** Andrea Cola R Monolite Racing  
 F3 Tatuus 318 A.R.

Nr.	In Day Time	In Time	Out Time	Pit Time	T. Pit Time	Handicap	Penalty
1	17:28:59.866	17:28:59.866	17:32:30.656	3:30.790	3:30.790		
2	17:41:25.171	17:41:25.171	17:45:02.886	3:37.715	7:08.505		

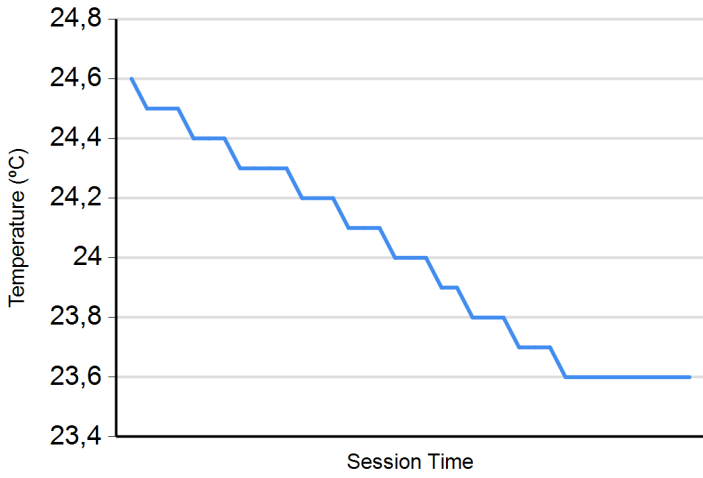




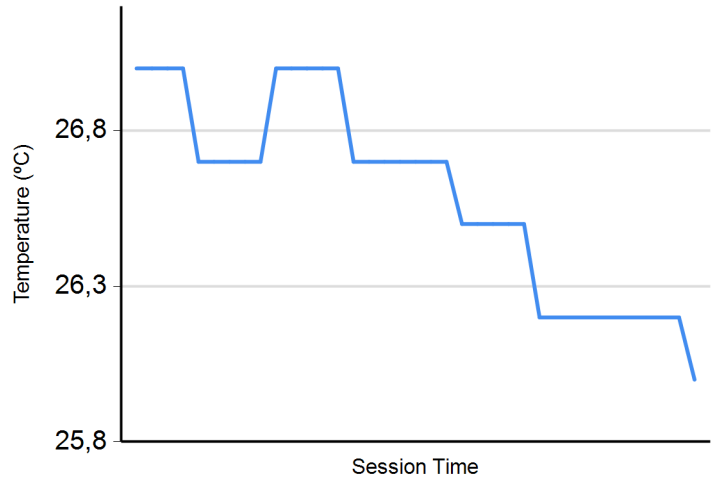
**Red Bull Ring**  
**Formula Regional European Championship**  
**Free Practice - 2**  
**Weather Report**



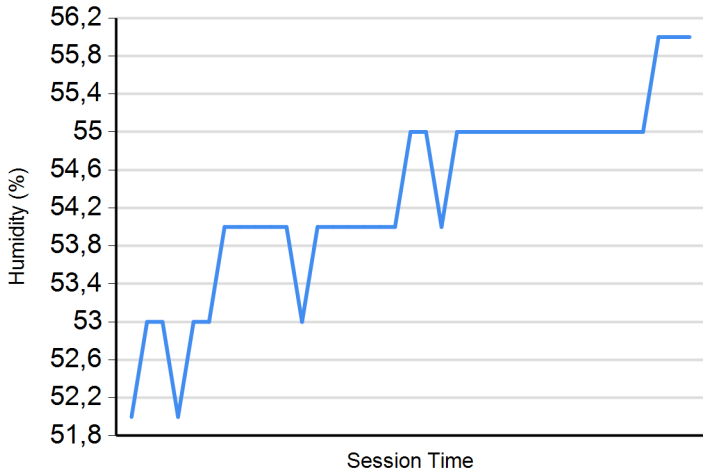
**Air Temperature**



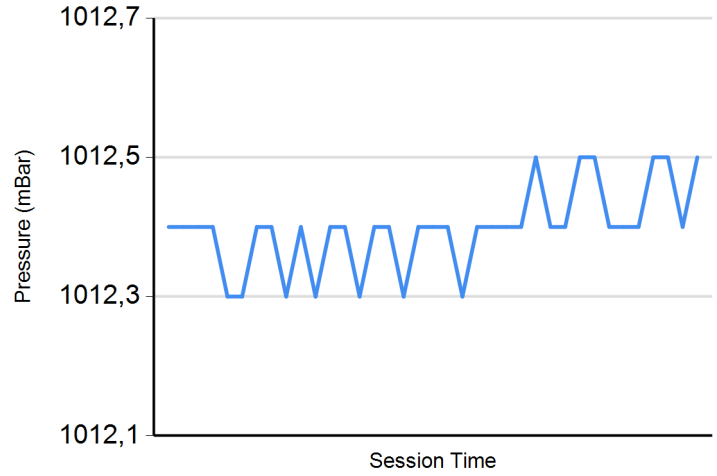
**Track Temperature**



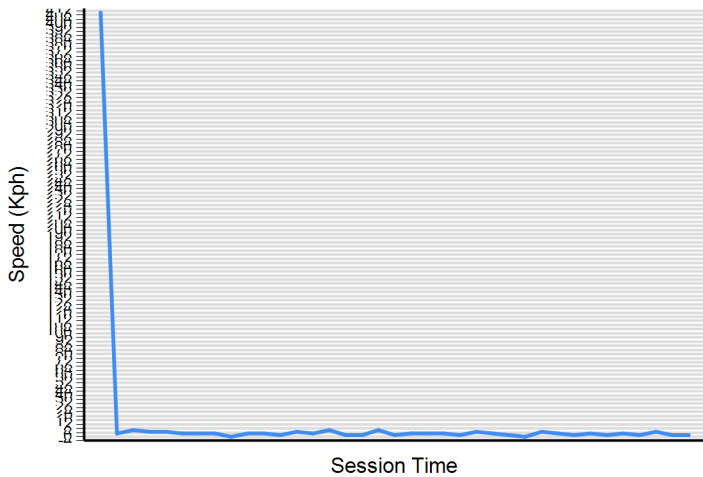
**Humidity**



**Pressure**

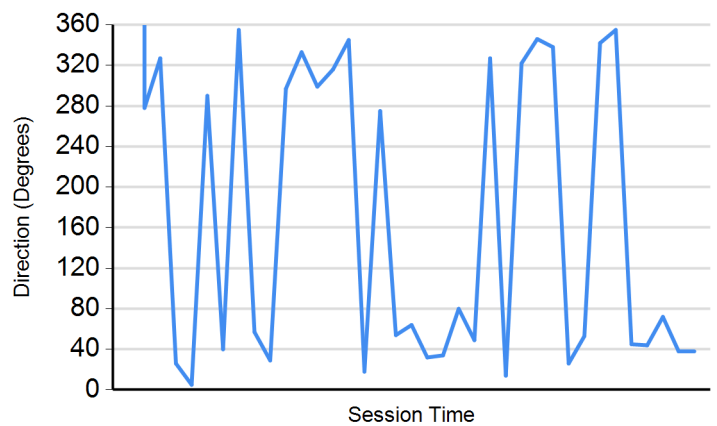


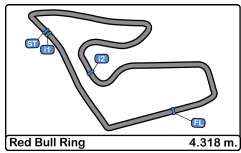
**Wind Speed**



**Wind direction**

North = 0°/360° Est = 90° South = 180° West = 270°





**Red Bull Ring**  
**Formula Regional European Championship**  
**Free Practice 1 - 2**  
**Results**



Cls	N°	Driver	Nat	Competitor	Nat	Rookie	Cls	Laps	Free Practice - 1	Free Practice - 2	Best	Gap	Interval	Km/h		
1	6	Oliver Rasmussen	DNK	Prema Powerteam	ITA	R	1	45	1:26.825	11	<b>1:26.123</b>	22	<b>1:26.123</b>		180.4	
2	14	Arthur Leclerc	MC	Prema Powerteam	ITA	R	2	45	1:26.688	16	<b>1:26.174</b>	19	<b>1:26.174</b>	0.051	0.051	180.3
3	5	Patrick Pasma	FIN	Kic Motorsport	FIN			46	1:26.325	21	<b>1:26.199</b>	21	<b>1:26.199</b>	0.076	0.025	180.3
4	10	Gianluca Petecof	BRA	Prema Powerteam	ITA	R	3	44	1:26.534	19	<b>1:26.237</b>	21	<b>1:26.237</b>	0.114	0.038	180.2
5	3	Pierre-Louis Chovet	FRA	Van Amersfoort Racing	NLD	R	4	43	1:26.501	20	<b>1:26.323</b>	16	<b>1:26.323</b>	0.200	0.086	180.0
6	11	Alessandro Famularo	VEN	Van Amersfoort Racing	NLD	R	5	42	1:27.179	16	<b>1:26.748</b>	17	<b>1:26.748</b>	0.625	0.425	179.1
7	41	Emidio Pesce	ITA	DR Formula RP Motorsport	PRT	R	6	40	<b>1:26.967</b>	18	1:27.157	20	<b>1:26.967</b>	0.844	0.219	178.7
8	40	Konsta Lappalainen	FIN	Kic Motorsport	FIN			30	1:27.608	7	<b>1:26.996</b>	19	<b>1:26.996</b>	0.873	0.029	178.6
9	2	Nico Göhler	DEU	Kic Motorsport	FIN			45	1:27.355	16	<b>1:27.185</b>	17	<b>1:27.185</b>	1.062	0.189	178.2
10	99	Andrea Cola	ITA	Monolite Racing	ITA	R	7	41	1:27.643	16	<b>1:27.321</b>	21	<b>1:27.321</b>	1.198	0.136	178.0
11	55	Jamie Laura Chadwick	GBR	Prema Powerteam	ITA			38	<b>1:27.764</b>	16	1:28.002	6	<b>1:27.764</b>	1.641	0.443	177.1
12	33	Henrion Gillian	FRA	Gillian Track Events GTE	FRA	R	8	25	<b>1:28.596</b>	16	1:30.617	3	<b>1:28.596</b>	2.473	0.832	175.4

Published at:.....

<b>Stewards:</b>	<b>Race Director:</b>	<b>Timekeeper:</b> 
------------------	-----------------------	------------------------

