

Red Bull Ring
Formula Regional European Championship
Qualifying - 1
Provisional Results



Cls	Nº	Driver	Nat	Competitor	Nat	Rookie	Cls	Laps	Best	Time	Gap	Interval	Km/h
1	10	Gianluca Petecof	BRA	Prema Powerteam	ITA	R	1	11	9	1:25.711			181.3
2	14	Arthur Leclerc	MCO	Prema Powerteam	ITA	R	2	11	9	1:25.845	0.134	0.134	181.0
3	6	Oliver Rasmussen	DNK	Prema Powerteam	ITA	R	3	11	8	1:25.916	0.205	0.071	180.9
4	5	Patrick Pasma	FIN	Kic Motorsport	FIN			11	8	1:26.092	0.381	0.176	180.5
5	3	Pierre-Louis Chovet	FRA	Van Amersfoort Racing	NLD	R	4	11	9	1:26.139	0.428	0.047	180.4
6	55	Jamie Laura Chadwick	GBR	Prema Powerteam	ITA			9	8	1:26.460	0.749	0.321	179.7
7	40	Konsta Lappalainen	FIN	Kic Motorsport	FIN			11	8	1:26.766	1.055	0.306	179.1
8	11	Alessandro Famularo	VEN	Van Amersfoort Racing	NLD	R	5	11	9	1:26.769	1.058	0.003	179.1
9	2	Nico Göhler	DEU	Kic Motorsport	FIN			11	10	1:26.844	1.133	0.075	178.9
10	41	Emidio Pesce	ITA	DR Formula RP Motorsport	PRT	R	6	11	9	1:27.126	1.415	0.282	178.4
11	99	Andrea Cola	ITA	Monolite Racing	ITA	R	7	10	9	1:27.468	1.757	0.342	177.7
12	33	Henrion Gillian	FRA	Gillian Track Events GTE	FRA	R	8	11	8	1:27.547	1.836	0.079	177.5

Published at:.....

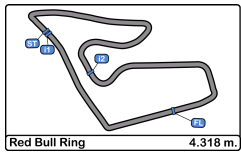
Track Temp: **18.5 °C** Air Temp: **15.2 °C** Humidity: **86 %** Track Status: **DRY**

Stewards:

Race Director:

Timekeeper:





Red Bull Ring
Formula Regional European Championship
Qualifying - 1
Provisional Results by Class



Cls	Nº	Driver	Nat	Competitor	Nat	Rookie	Laps	Best	Time	Gap	Interval	Km/h
1	5	Patrick Pasma	FIN	Kic Motorsport	FIN		11	8	1:26.092			180.5
2	55	Jamie Laura Chadwick	GBR	Prema Powerteam	ITA		9	8	1:26.460	0.368	0.368	179.7
3	40	Konsta Lappalainen	FIN	Kic Motorsport	FIN		11	8	1:26.766	0.674	0.306	179.1
4	2	Nico Göhler	DEU	Kic Motorsport	FIN		11	10	1:26.844	0.752	0.078	178.9
Rookie												
1	10	Gianluca Petecof	BRA	Prema Powerteam	ITA	R	11	9	1:25.711			181.3
2	14	Arthur Leclerc	MCO	Prema Powerteam	ITA	R	11	9	1:25.845	0.134	0.134	181.0
3	6	Oliver Rasmussen	DNK	Prema Powerteam	ITA	R	11	8	1:25.916	0.205	0.071	180.9
4	3	Pierre-Louis Chovet	FRA	Van Amersfoort Racing	NLD	R	11	9	1:26.139	0.428	0.223	180.4
5	11	Alessandro Famularo	VEN	Van Amersfoort Racing	NLD	R	11	9	1:26.769	1.058	0.630	179.1
6	41	Emidio Pesce	ITA	DR Formula RP Motorsport	PRT	R	11	9	1:27.126	1.415	0.357	178.4
7	99	Andrea Cola	ITA	Monolite Racing	ITA	R	10	9	1:27.468	1.757	0.342	177.7
8	33	Henrion Gillian	FRA	Gillian Track Events GTE	FRA	R	11	8	1:27.547	1.836	0.079	177.5

Published at:.....

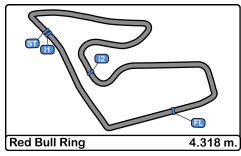
Track Temp: **18.5 °C** Air Temp: **15.2 °C** Humidity: **86 %** Track **DRY**

Stewards:

Race Director:

Timekeeper:





Red Bull Ring
Formula Regional European Championship
Qualifying - 1
Provisional 2 Fastest Lap Results



Cls	Nº	Driver	Nat	Competitor	Nat	Rookie	Cls	Laps	Best	Time	Gap	Interval	Km/h
1	10	Gianluca Petecof	BRA	Prema Powerteam	ITA	R	1	11	6	1:25.820			181.3
2	14	Arthur Leclerc	MCO	Prema Powerteam	ITA	R	2	11	5	1:26.004	0.184	0.184	181.0
3	6	Oliver Rasmussen	DNK	Prema Powerteam	ITA	R	3	11	7	1:26.096	0.276	0.092	180.9
4	3	Pierre-Louis Chovet	FRA	Van Amersfoort Racing	NLD	R	4	11	7	1:26.141	0.321	0.045	180.4
5	5	Patrick Pasma	FIN	Kic Motorsport	FIN			11	10	1:26.279	0.459	0.138	180.5
6	55	Jamie Laura Chadwick	GBR	Prema Powerteam	ITA			9	6	1:26.600	0.780	0.321	179.7
7	40	Konsta Lappalainen	FIN	Kic Motorsport	FIN			11	5	1:26.800	0.980	0.200	179.1
8	11	Alessandro Famularo	VEN	Van Amersfoort Racing	NLD	R	5	11	5	1:26.825	1.005	0.025	179.1
9	2	Nico Göhler	DEU	Kic Motorsport	FIN			11	8	1:26.991	1.171	0.166	178.9
10	41	Emidio Pesce	ITA	DR Formula RP Motorsport	PRT	R	6	11	8	1:27.222	1.402	0.231	178.4
11	99	Andrea Cola	ITA	Monolite Racing	ITA	R	7	10	7	1:27.472	1.652	0.250	177.7
12	33	Henrion Gillian	FRA	Gillian Track Events GTE	FRA	R	8	11	10	1:27.599	1.779	0.127	177.5

Published at:.....

Track Temp: **18.5 °C** Air Temp: **15.2 °C** Humidity: **86 %** Track Status: **DRY**

Stewards:

Race Director:

Timekeeper:





Red Bull Ring
Formula Regional European Championship
Qualifying - 1
Lap Analysis



2

Nico Göhler

F3 Tatuus 318 A.R.

10

Gianluca Petecof

F3 Tatuus 318 A.R.

Kic Motorsport

R

Prema Powerteam

Lap D	Time	Sector 1	Sector 2	Sector 3	T. Spd	Elapsed	Lap D	Time	Sector 1	Sector 2	Sector 3	T. Spd	Elapsed
1	9:21:55.036	9:20:41.855	45.274	27.907	165.1	9:21:55.036	1	9:22:08.959	9:20:56.227	43.905	28.827	204.9	9:22:08.959
2	1:31.417	24.762	40.513	26.142	182.4	9:23:26.453	2	1:31.109	23.077	41.013	27.019	225.9	9:23:40.068
3	1:29.581	22.628	41.066	25.887	227.8	9:24:56.034	3	1:27.279	22.243	39.181	25.855	231.2	9:25:07.347
4	1:27.124	22.174	39.063	25.887	228.3	9:26:23.158	4	1:26.058	21.910	38.470	25.678	231.2	9:26:33.405
5	1:27.011	22.054	39.141	25.816	228.3	9:27:50.169	5	1:25.919	21.812	38.437	25.670	232.2	9:27:59.324
6	1:27.000	22.049	38.899	26.052	228.8	9:29:17.169	6	1:25.820	21.789	38.401	25.630	231.2	9:29:25.144
7	1:30.533	22.124	42.273	26.136	229.2	9:30:47.702	7	1:30.988	21.841	41.964	27.183	232.7	9:30:56.132
8	1:26.991	22.042	38.952	25.997	228.3	9:32:14.693	8	1:25.916	21.796	38.614	25.506	229.7	9:32:22.048
9	1:27.050	22.168	39.069	25.813	227.8	9:33:41.743	9	1:25.711	21.799	38.487	25.425	230.7	9:33:47.759
10	1:26.844	22.089	38.894	25.861	228.8	9:35:08.587	10	1:25.828	21.801	38.518	25.509	230.7	9:35:13.587
11	1:48.795 P	23.945	43.788	41.062	171.4	9:36:57.382	11	1:48.725 P	24.478	49.074	35.173	189.4	9:37:02.312

3

Pierre-Louis Chovet

F3 Tatuus 318 A.R.

11

Alessandro Famularo

F3 Tatuus 318 A.R.

R

Van Amersfoort Racing

R

Van Amersfoort Racing

Lap D	Time	Sector 1	Sector 2	Sector 3	T. Spd	Elapsed	Lap D	Time	Sector 1	Sector 2	Sector 3	T. Spd	Elapsed
1	9:23:11.841	9:21:59.958	43.840	28.043	220.4	9:23:11.841	1	9:23:09.589	9:21:56.015	44.969	28.605	194.9	9:23:09.589
2	1:31.100	23.350	41.191	26.559	225.9	9:24:42.941	2	1:30.236	23.082	40.476	26.678	225.9	9:24:39.825
3	1:27.382	22.128	39.030	26.224	231.7	9:26:10.323	3	1:27.738	22.419	39.125	26.194	230.2	9:26:07.563
4	1:26.668	21.919	38.655	26.094	231.7	9:27:36.991	4	1:27.110	22.105	38.940	26.065	230.7	9:27:34.673
5	1:26.306	22.015	38.464	25.827	231.7	9:29:03.297	5	1:26.825	22.029	38.773	26.023	229.7	9:29:01.498
6	1:26.165	21.937	38.417	25.811	230.7	9:30:29.462	6	1:30.181	24.964	39.023	26.194	216.8	9:30:31.679
7	1:26.141	21.973	38.352	25.816	230.2	9:31:55.603	7	1:26.877	21.947	38.731	26.199	232.2	9:31:58.556
8	1:34.705	25.648	42.785	26.272	162.4	9:33:30.308	8	1:26.930	21.986	38.838	26.106	230.7	9:33:25.486
9	1:26.139	21.878	38.398	25.863	230.7	9:34:56.447	9	1:26.769	22.018	38.781	25.970	229.7	9:34:52.255
10	1:26.182	21.945	38.415	25.822	230.7	9:36:22.629	10	1:26.897	22.001	38.878	26.018	229.7	9:36:19.152
11	1:46.304 P	24.466	44.372	37.466	200.3	9:38:08.933	11	1:40.021 P	22.132	40.342	37.547	229.7	9:37:59.173

5

Patrick Pasma

F3 Tatuus 318 A.R.

14

Arthur Leclerc

F3 Tatuus 318 A.R.

Kic Motorsport

R

Prema Powerteam

Lap D	Time	Sector 1	Sector 2	Sector 3	T. Spd	Elapsed	Lap D	Time	Sector 1	Sector 2	Sector 3	T. Spd	Elapsed
1	9:22:28.506	9:21:16.485	43.719	28.302	183.6	9:22:28.506	1	9:22:38.628	9:21:26.458	43.951	28.219	209.3	9:22:38.628
2	1:29.536	22.961	40.056	26.519	225.9	9:23:58.042	2	1:30.241	23.078	40.190	26.973	210.9	9:24:08.869
3	1:27.134	22.245	38.890	25.999	230.2	9:25:25.176	3	1:26.414	22.048	38.776	25.590	229.7	9:25:35.283
4	1:26.901	22.037	39.000	25.864	229.2	9:26:52.077	4	1:26.028	21.952	38.416	25.660	230.7	9:27:01.311
5	1:26.303	21.956	38.541	25.806	230.7	9:28:18.380	5	1:26.004	22.040	38.403	25.561	231.2	9:28:27.315
6	1:32.817	22.905	42.456	27.456	194.9	9:29:51.197	6	1:26.036	21.929	38.447	25.660	230.2	9:29:53.351
7	1:26.621	22.028	38.744	25.849	229.7	9:31:17.818	7	1:27.418	21.904	38.521	26.993	231.7	9:31:20.769
8	1:26.092	21.926	38.504	25.662	229.7	9:32:43.910	8	1:26.132	21.950	38.543	25.639	231.7	9:32:46.901
9	1:26.456	21.943	38.664	25.849	229.7	9:34:10.366	9	1:25.845	21.843	38.513	25.489	232.2	9:34:12.746
10	1:26.279	21.944	38.661	25.674	229.2	9:35:36.645	10	1:26.032	21.888	38.627	25.517	229.2	9:35:38.778
11	1:39.519 P	23.494	40.099	35.926	217.7	9:37:16.164	11	1:38.298 P	22.559	39.160	36.579	228.3	9:37:17.076

6

Oliver Rasmussen

F3 Tatuus 318 A.R.

33

Henrion Gillian

F3 Tatuus 318 A.R.

R

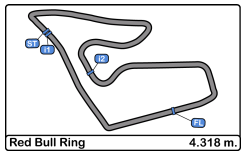
Prema Powerteam

R

Gillian Track Events GTE

Lap D	Time	Sector 1	Sector 2	Sector 3	T. Spd	Elapsed	Lap D	Time	Sector 1	Sector 2	Sector 3	T. Spd	Elapsed
1	9:22:35.337	9:21:21.917	44.963	28.457	196.3	9:22:35.337	1	9:22:12.985	9:20:58.803	44.932	29.250	194.2	9:22:12.985
2	1:30.609	23.271	40.351	26.987	225.4	9:24:05.946	2	1:32.614	24.537	41.121	26.956	220.8	9:23:45.599
3	1:28.033	22.535	39.397	26.101	227.8	9:25:33.979	3	1:29.055	22.735	39.856	26.464	225.4	9:25:14.654
4	1:26.400	21.957	38.754	25.689	229.2	9:27:00.379	4	1:28.303	22.409	39.552	26.342	225.9	9:26:42.957
5	1:29.265	21.917	41.529	25.819	229.7	9:28:29.644	5	1:27.826	22.331	39.268	26.227	225.4	9:28:10.783
6	1:26.466	21.867	38.926	25.673	230.7	9:29:56.110	6	1:27.698	22.287	39.290	26.121	226.4	9:29:38.481
7	1:26.096	21.927	38.626	25.543	230.2	9:31:22.206	7	1:27.902	22.272	39.248	26.382	225.4	9:31:06.383
8	1:25.916	21.847	38.527	25.542	230.2	9:32:48.122	8	1:27.547	22.270	39.200	26.077	224.5	9:32:33.930
9	1:26.989	21.864	39.169	25.956	230.2	9:34:15.111	9	1:27.610	22.297	39.205	26.108	225.0	9:34:01.540
10	1:26.646	21.878	38.967	25.801	229.2	9:35:41.757	10	1:27.599	22.264	39.289	26.046	223.1	9:35:29.139
11	1:36.540 P	22.159	39.640	34.741	228.8	9:37:18.297	11	1:45.564 P	25.543	45.057	34.964	197.4	9:37:14.703





Red Bull Ring
Formula Regional European Championship
Qualifying - 1
Lap Analysis



40

Konsta Lappalainen

F3 Tatuus 318 A.R.

Kic Motorsport

Lap	D	Time	Sector 1	Sector 2	Sector 3	T. Spd	Elapsed
1		9:22:31.637	9:21:18.962	44.885	27.790	186.2	9:22:31.637
2		1:30.079	23.142	40.416	26.521	222.6	9:24:01.716
3		1:27.995	22.355	39.343	26.297	229.2	9:25:29.711
4		1:27.342	22.185	39.079	26.078	228.8	9:26:57.053
5		1:26.800	22.078	38.797	25.925	229.2	9:28:23.853
6		1:28.381	22.147	40.180	26.054	229.2	9:29:52.234
7		1:27.075	22.008	39.003	26.064	230.2	9:31:19.309
8		1:26.766	22.023	38.716	26.027	230.2	9:32:46.075
9		1:30.014	21.970	41.834	26.210	229.7	9:34:16.089
10		1:27.021	21.987	39.067	25.967	230.7	9:35:43.110
11		1:38.032 P	22.790	40.632	34.610	216.0	9:37:21.142

41

Emidio Pesce

F3 Tatuus 318 A.R.

R

DR Formula RP Motorsport

Lap	D	Time	Sector 1	Sector 2	Sector 3	T. Spd	Elapsed
1		9:22:03.309	9:20:42.972	48.814	31.523	155.8	9:22:03.309
2		1:37.615	24.725	43.081	29.809	186.5	9:23:40.924
3		1:29.217	22.547	40.070	26.600	229.2	9:25:10.141
4		1:28.206	22.428	39.436	26.342	228.3	9:26:38.347
5		1:27.562	22.354	39.024	26.184	227.8	9:28:05.909
6		1:27.244	22.065	39.115	26.064	228.3	9:29:33.153
7		1:27.275	22.194	39.003	26.078	227.8	9:31:00.428
8		1:27.222	22.013	39.129	26.080	229.2	9:32:27.650
9		1:27.126	22.083	38.868	26.175	228.3	9:33:54.776
10		1:27.634	22.165	39.309	26.160	227.8	9:35:22.410
11		1:42.889 P	23.075	43.612	36.202	223.6	9:37:05.299

55

Jamie Laura Chadwick

F3 Tatuus 318 A.R.

Prema Powerteam

Lap	D	Time	Sector 1	Sector 2	Sector 3	T. Spd	Elapsed
1		9:22:02.873	9:20:50.828	43.857	28.188	194.9	9:22:02.873
2		1:30.428	23.044	40.186	27.198	224.5	9:23:33.301
3		1:28.305	22.390	39.391	26.524	228.3	9:25:01.606
4		1:27.318	22.225	38.983	26.110	228.8	9:26:28.924
5		1:26.988	22.202	38.872	25.914	228.8	9:27:55.912
6		1:26.600	22.051	38.744	25.805	228.3	9:29:22.512
7		1:26.836	22.043	38.838	25.955	228.8	9:30:49.348
8		1:26.460	21.990	38.598	25.872	229.2	9:32:15.808
9		1:49.882 P	22.224	48.383	39.275	228.3	9:34:05.690

99

Andrea Cola

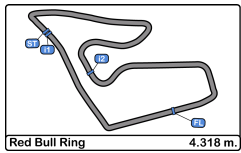
F3 Tatuus 318 A.R.

R

Monolite Racing

Lap	D	Time	Sector 1	Sector 2	Sector 3	T. Spd	Elapsed
1		9:22:10.414	9:20:57.034	44.416	28.964	191.8	9:22:10.414
2		1:32.390	23.370	41.356	27.664	216.4	9:23:42.804
3		1:29.899	22.838	40.038	27.023	228.3	9:25:12.703
4		1:28.150	22.324	39.326	26.500	228.8	9:26:40.853
5		1:28.087	22.191	39.542	26.354	229.2	9:28:08.940
6		1:35.898	22.281	45.163	28.454	228.8	9:29:44.838
7		1:27.472	22.048	39.283	26.141	228.8	9:31:12.310
8		1:39.250	23.054	49.521	26.675	196.0	9:32:51.560
9		1:27.468	22.149	39.106	26.213	228.3	9:34:19.028
10		1:36.085 P	22.224	39.839	34.022	228.3	9:35:55.113



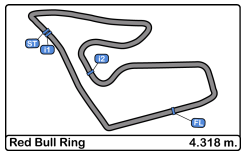


Red Bull Ring
Formula Regional European Championship
Qualifying - 1
Best Sectors Results



Sector - 1				Sector - 2				Sector - 3				Ideal Lap vs Best Lap			
Clas	Nº	Driver	Time	Nº	Driver	Time	Nº	Driver	Time	Clas	Nº	Driver	Ideal Lap	Best Lap	Clas
1	10	Gianluca Petecof	21.789	3	Pierre-Louis Chovet	38.352	10	Gianluca Petecof	25.425	1	10	Gianluca Petecof	1:25.615	1:25.711	1
2	14	Arthur Leclerc	21.843	10	Gianluca Petecof	38.401	14	Arthur Leclerc	25.489	2	14	Arthur Leclerc	1:25.735	1:25.845	2
3	6	Oliver Rasmussen	21.847	14	Arthur Leclerc	38.403	6	Oliver Rasmussen	25.542	3	6	Oliver Rasmussen	1:25.916	1:25.916	3
4	3	Pierre-Louis Chovet	21.878	5	Patrick Pasma	38.504	5	Patrick Pasma	25.662	4	3	Pierre-Louis Chovet	1:26.041	1:26.139	5
5	5	Patrick Pasma	21.926	6	Oliver Rasmussen	38.527	55	Jamie Laura Chadwi	25.805	5	5	Patrick Pasma	1:26.092	1:26.092	4
6	11	Alessandro Famularo	21.947	55	Jamie Laura Chadwi	38.598	3	Pierre-Louis Chovet	25.811	6	55	Jamie Laura Chadwi	1:26.393	1:26.460	6
7	40	Konsta Lappalainen	21.970	40	Konsta Lappalainen	38.716	2	Nico Göhler	25.813	7	40	Konsta Lappalainen	1:26.611	1:26.766	7
8	55	Jamie Laura Chadwi	21.990	11	Alessandro Famularo	38.731	40	Konsta Lappalainen	25.925	8	11	Alessandro Famularo	1:26.648	1:26.769	8
9	41	Emidio Pesce	22.013	41	Emidio Pesce	38.868	11	Alessandro Famularo	25.970	9	2	Nico Göhler	1:26.749	1:26.844	9
10	2	Nico Göhler	22.042	2	Nico Göhler	38.894	33	Henrion Gillian	26.046	10	41	Emidio Pesce	1:26.945	1:27.126	10
11	99	Andrea Cola	22.048	99	Andrea Cola	39.106	41	Emidio Pesce	26.064	11	99	Andrea Cola	1:27.295	1:27.468	11
12	33	Henrion Gillian	22.264	33	Henrion Gillian	39.200	99	Andrea Cola	26.141	12	33	Henrion Gillian	1:27.510	1:27.547	12



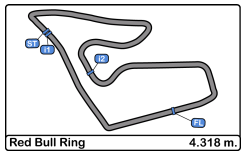


Red Bull Ring
Formula Regional European Championship
Qualifying - 1
Best 5 Lap Times



Cls	Nº	Driver	Nat	Competitor	Nat	Rookie	Cls	Best 1		Best 2		Best 3		Best 4		Best 5	
								Time	Lap	Time	Lap	Time	Lap	Time	Lap	Time	Lap
1	10	Gianluca Petecof	BRA	Prema Powerteam	ITA	R	1	1:25.711	9	1:25.820	6	1:25.828	10	1:25.916	8	1:25.919	5
2	14	Arthur Leclerc	MC	Prema Powerteam	ITA	R	2	1:25.845	9	1:26.004	5	1:26.028	4	1:26.032	10	1:26.036	6
3	6	Oliver Rasmussen	DNK	Prema Powerteam	ITA	R	3	1:25.916	8	1:26.096	7	1:26.400	4	1:26.466	6	1:26.646	10
4	5	Patrick Pasma	FIN	Kic Motorsport	FIN			1:26.092	8	1:26.279	10	1:26.303	5	1:26.456	9	1:26.621	7
5	3	Pierre-Louis Chovet	FRA	Van Amersfoort Racing	NLD	R	4	1:26.139	9	1:26.141	7	1:26.165	6	1:26.182	10	1:26.306	5
6	55	Jamie Laura Chadwick	GBR	Prema Powerteam	ITA			1:26.460	8	1:26.600	6	1:26.836	7	1:26.988	5	1:27.318	4
7	40	Konsta Lappalainen	FIN	Kic Motorsport	FIN			1:26.766	8	1:26.800	5	1:27.021	10	1:27.075	7	1:27.342	4
8	11	Alessandro Famularo	VEN	Van Amersfoort Racing	NLD	R	5	1:26.769	9	1:26.825	5	1:26.877	7	1:26.897	10	1:26.930	8
9	2	Nico Göhler	DEU	Kic Motorsport	FIN			1:26.844	10	1:26.991	8	1:27.000	6	1:27.011	5	1:27.050	9
10	41	Emidio Pesce	ITA	DR Formula RP Motorsport	PRT	R	6	1:27.126	9	1:27.222	8	1:27.244	6	1:27.275	7	1:27.562	5
11	99	Andrea Cola	ITA	Monolite Racing	ITA	R	7	1:27.468	9	1:27.472	7	1:28.087	5	1:28.150	4	1:29.899	3
12	33	Henrion Gillian	FRA	Gillian Track Events GTE	FRA	R	8	1:27.547	8	1:27.599	10	1:27.610	9	1:27.698	6	1:27.826	5



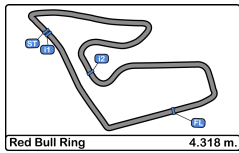


Red Bull Ring
Formula Regional European Championship
Qualifying - 1
Best 5 Top Speeds



Cls	Nº	Driver	Nat	Competitor	Nat	Rookie	Cls	Top 1		Top 2		Top 3		Top 4		Top 5		Avg
								Km/h	Lap	Km/h	Lap	Km/h	Lap	Km/h	Lap	Km/h	Lap	
1	10	Gianluca Petecof	BRA	Prema Powerteam	ITA	R	1	232.7	7	232.2	5	231.2	3	231.2	4	231.2	6	231.7
2	11	Alessandro Famularo	VEN	Van Amersfoort Racing	NLD	R	2	232.2	7	230.7	4	230.7	8	230.2	3	229.7	5	230.7
3	14	Arthur Leclerc	MC	Prema Powerteam	ITA	R	3	232.2	9	231.7	7	231.7	8	231.2	5	230.7	4	231.5
4	3	Pierre-Louis Chovet	FRA	Van Amersfoort Racing	NLD	R	4	231.7	3	231.7	4	231.7	5	230.7	6	230.7	9	231.3
5	5	Patrick Pasma	FIN	Kic Motorsport	FIN			230.7	5	230.2	3	229.7	7	229.7	8	229.7	9	230.0
6	6	Oliver Rasmussen	DNK	Prema Powerteam	ITA	R	5	230.7	6	230.2	7	230.2	8	230.2	9	229.7	5	230.2
7	40	Konsta Lappalainen	FIN	Kic Motorsport	FIN			230.7	10	230.2	7	230.2	8	229.7	9	229.2	3	230.0
8	2	Nico Göhler	DEU	Kic Motorsport	FIN			229.2	7	228.8	6	228.8	10	228.3	4	228.3	5	228.7
9	41	Emidio Pesce	ITA	DR Formula RP Motorsport	PRT	R	6	229.2	3	229.2	8	228.3	4	228.3	6	228.3	9	228.7
10	55	Jamie Laura Chadwick	GBR	Prema Powerteam	ITA			229.2	8	228.8	4	228.8	5	228.8	7	228.3	3	228.8
11	99	Andrea Cola	ITA	Monolite Racing	ITA	R	7	229.2	5	228.8	4	228.8	6	228.8	7	228.3	3	228.8
12	33	Henrion Gillian	FRA	Gillian Track Events GTE	FRA	R	8	226.4	6	225.9	4	225.4	3	225.4	5	225.4	7	225.7



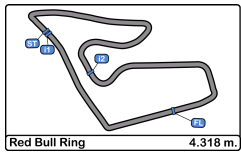


Red Bull Ring
Formula Regional European Championship
Qualifying - 1
Fastest Laps Sequence



Lap	Time of Day	Session Time	Nº	Driver	Nat	Competitor	Nat	Rookie	Time	Km/h
2	9:23:26.453	3:26.453	2	Nico Göhler	DEU	Kic Motorsport	FIN		1:31.417	170.0
2	9:23:33.301	3:33.301	55	Jamie Laura Chadwick	GBR	Prema Powerteam	ITA		1:30.428	171.9
2	9:23:58.042	3:58.042	5	Patrick Pasma	FIN	Kic Motorsport	FIN		1:29.536	173.6
3	9:25:01.606	5:01.606	55	Jamie Laura Chadwick	GBR	Prema Powerteam	ITA		1:28.305	176.0
3	9:25:07.347	5:07.347	10	Gianluca Petecof	BRA	Prema Powerteam	ITA	R	1:27.279	178.1
3	9:25:25.176	5:25.176	5	Patrick Pasma	FIN	Kic Motorsport	FIN		1:27.134	178.4
3	9:25:35.283	5:35.283	14	Arthur Leclerc	MCO	Prema Powerteam	ITA	R	1:26.414	179.8
4	9:26:33.405	6:33.405	10	Gianluca Petecof	BRA	Prema Powerteam	ITA	R	1:26.058	180.6
4	9:27:01.311	7:01.311	14	Arthur Leclerc	MCO	Prema Powerteam	ITA	R	1:26.028	180.6
5	9:27:59.324	7:59.324	10	Gianluca Petecof	BRA	Prema Powerteam	ITA	R	1:25.919	180.9
6	9:29:25.144	9:25.144	10	Gianluca Petecof	BRA	Prema Powerteam	ITA	R	1:25.820	181.1
9	9:33:47.759	13:47.759	10	Gianluca Petecof	BRA	Prema Powerteam	ITA	R	1:25.711	181.3

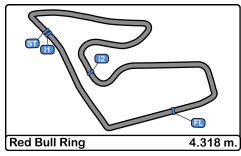




Red Bull Ring
Formula Regional European Championship
Qualifying - 1
Event Best Maximum Speed

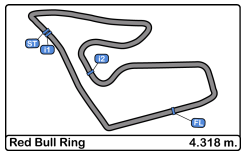


Nº	Driver	Nat	Competitor	Nat	Rookie	Km/h	Session
10	Gianluca Petecof	BRA	Prema Powerteam	ITA	R	232.7	Qualifying - 1
3	Pierre-Louis Chovet	FRA	Van Amersfoort Racing	NLD	R	232.2	Free Practice - 2
11	Alessandro Famularo	VEN	Van Amersfoort Racing	NLD	R	232.2	Qualifying - 1
14	Arthur Leclerc	MCO	Prema Powerteam	ITA	R	232.2	Qualifying - 1
41	Emidio Pesce	ITA	DR Formula RP Motorsport	PRT	R	230.7	Free Practice - 2
5	Patrick Pasma	FIN	Kic Motorsport	FIN		230.7	Qualifying - 1
6	Oliver Rasmussen	DNK	Prema Powerteam	ITA	R	230.7	Qualifying - 1
40	Konsta Lappalainen	FIN	Kic Motorsport	FIN		230.7	Qualifying - 1
2	Nico Göhler	DEU	Kic Motorsport	FIN		229.2	Free Practice - 2
99	Andrea Cola	ITA	Monolite Racing	ITA	R	229.2	Qualifying - 1
55	Jamie Laura Chadwick	GBR	Prema Powerteam	ITA		229.2	Qualifying - 1
33	Henrion Gillian	FRA	Gillian Track Events GTE	FRA	R	226.4	Qualifying - 1



Red Bull Ring
Formula Regional European Championship
Qualifying - 1
Pit Stop Analysis

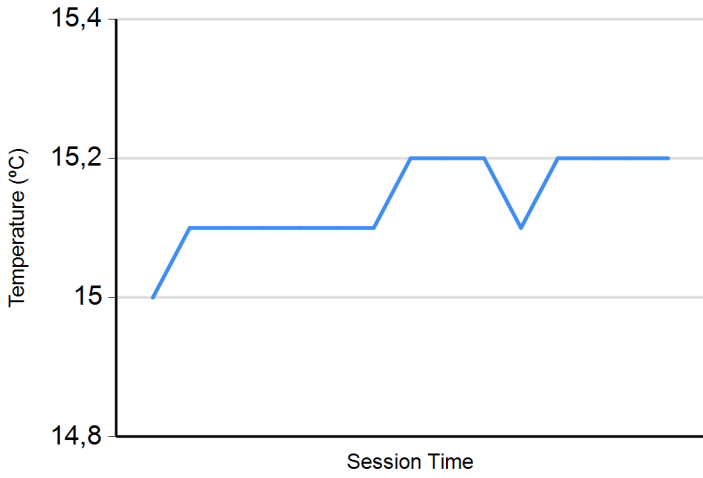




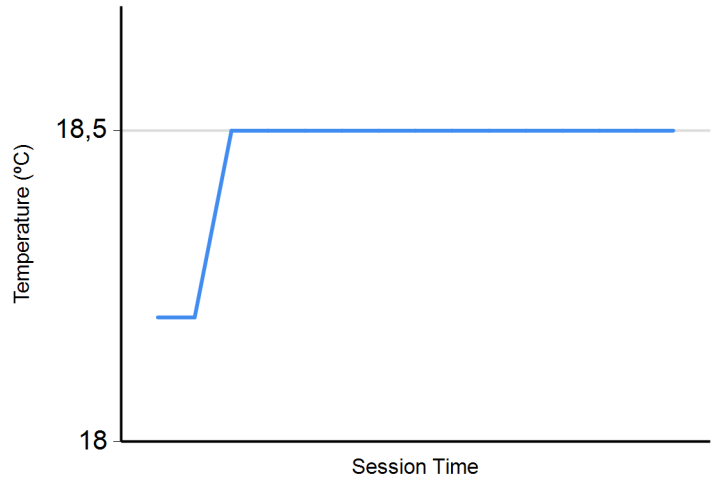
Red Bull Ring
Formula Regional European Championship
Qualifying - 1
Weather Report



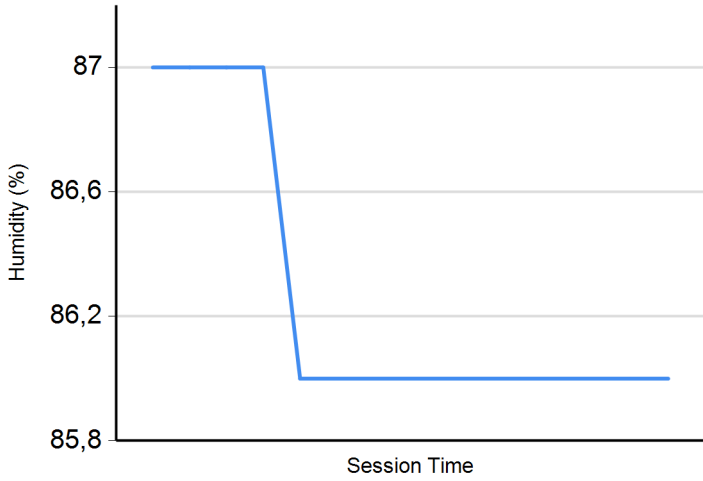
Air Temperature



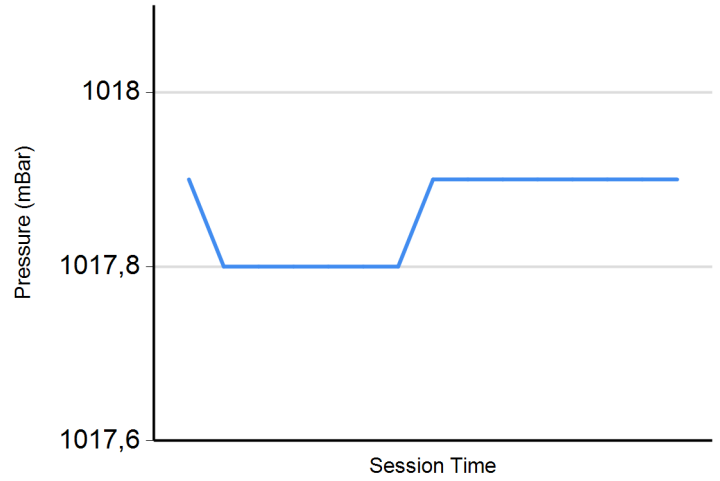
Track Temperature



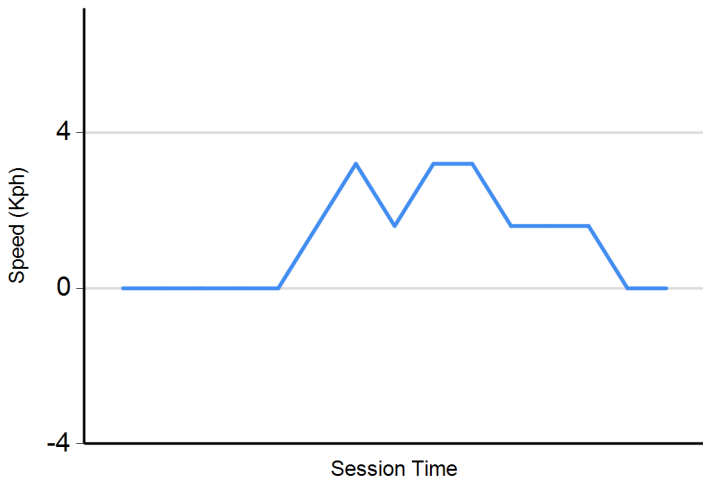
Humidity



Pressure



Wind Speed



Wind direction

North = 0°/360° Est = 90° South = 180° West = 270°

