



Red Bull Ring
Formula Regional European Championship
Qualifying - 2
Provisional Results



Cls	Nº	Driver	Nat	Competitor	Nat	Rookie	Cls	Laps	Best	Time	Gap	Interval	Km/h
1	10	Gianluca Petecof	BRA	Prema Powerteam	ITA	R	1	10	7	1:25.417			181.9
2	6	Oliver Rasmussen	DNK	Prema Powerteam	ITA	R	2	11	7	1:25.627	0.210	0.210	181.5
3	14	Arthur Leclerc	MCO	Prema Powerteam	ITA	R	3	10	6	1:25.674	0.257	0.047	181.4
4	3	Pierre-Louis Chovet	FRA	Van Amersfoort Racing	NLD	R	4	9	7	1:25.792	0.375	0.118	181.1
5	5	Patrick Pasma	FIN	Kic Motorsport	FIN			11	5	1:25.926	0.509	0.134	180.9
6	11	Alessandro Famularo	VEN	Van Amersfoort Racing	NLD	R	5	10	7	1:26.006	0.589	0.080	180.7
7	40	Konsta Lappalainen	FIN	Kic Motorsport	FIN			11	5	1:26.566	1.149	0.560	179.5
8	2	Nico Göhler	DEU	Kic Motorsport	FIN			11	8	1:26.597	1.180	0.031	179.5
9	41	Emidio Pesce	ITA	DR Formula RP Motorsport	PRT	R	6	11	7	1:27.037	1.620	0.440	178.5
10	99	Andrea Cola	ITA	Monolite Racing	ITA	R	7	11	8	1:27.078	1.661	0.041	178.5
11	55	Jamie Laura Chadwick	GBR	Prema Powerteam	ITA			3	2	1:32.107	6.690	5.029	168.7
Max. qual. time: 110% = 1:33.959													
33		Henrion Gillian	FRA	Gillian Track Events GTE	FRA	R	8	2	2	6:55.566	5:30.149	5:23.459	37.4

Published at:.....

Track Temp: **18.7 °C** Air Temp: **15.4 °C** Humidity: **86 %** Track Status: **DRY**

Stewards:

Race Director:

Timekeeper:






Red Bull Ring
Formula Regional European Championship
Qualifying - 2
Provisional Results by Class



Cls	Nº	Driver	Nat	Competitor	Nat	Rookie	Laps	Best	Time	Gap	Interval	Km/h
1	5	Patrick Pasma	FIN	Kic Motorsport	FIN		11	5	1:25.926			180.9
2	40	Konsta Lappalainen	FIN	Kic Motorsport	FIN		11	5	1:26.566	0.640	0.640	179.5
3	2	Nico Göhler	DEU	Kic Motorsport	FIN		11	8	1:26.597	0.671	0.031	179.5
4	55	Jamie Laura Chadwick	GBR	Prema Powerteam	ITA		3	2	1:32.107	6.181	5.510	168.7
Rookie												
1	10	Gianluca Petecof	BRA	Prema Powerteam	ITA	R	10	7	1:25.417			181.9
2	6	Oliver Rasmussen	DNK	Prema Powerteam	ITA	R	11	7	1:25.627	0.210	0.210	181.5
3	14	Arthur Leclerc	MCO	Prema Powerteam	ITA	R	10	6	1:25.674	0.257	0.047	181.4
4	3	Pierre-Louis Chovet	FRA	Van Amersfoort Racing	NLD	R	9	7	1:25.792	0.375	0.118	181.1
5	11	Alessandro Famularo	VEN	Van Amersfoort Racing	NLD	R	10	7	1:26.006	0.589	0.214	180.7
6	41	Emidio Pesce	ITA	DR Formula RP Motorsport	PRT	R	11	7	1:27.037	1.620	1.031	178.5
7	99	Andrea Cola	ITA	Monolite Racing	ITA	R	11	8	1:27.078	1.661	0.041	178.5
		Max. qual. time: 110% = 1:33.959										
	33	Henrion Gillian	FRA	Gillian Track Events GTE	FRA	R	2	2	6:55.566	5:30.149	5:28.488	37.4

Published at:.....

Track Temp: **18.7 °C** Air Temp: **15.4 °C** Humidity: **86 %** Track **DRY**

Stewards:	Race Director:	Timekeeper: 
------------------	-----------------------	-------------------------------------------------------------------------------------------------------------





Red Bull Ring
Formula Regional European Championship
Qualifying - 2
Provisional 2 Fastest Lap Results



Cls	Nº	Driver	Nat	Competitor	Nat	Rookie	Cls	Laps	Best	Time	Gap	Interval	Km/h
1	10	Gianluca Petecof	BRA	Prema Powerteam	ITA	R	1	10	8	1:25.466			181.9
2	6	Oliver Rasmussen	DNK	Prema Powerteam	ITA	R	2	11	10	1:25.661	0.195	0.195	181.5
3	14	Arthur Leclerc	MCO	Prema Powerteam	ITA	R	3	10	7	1:25.686	0.220	0.025	181.4
4	5	Patrick Pasma	FIN	Kic Motorsport	FIN			11	4	1:25.993	0.527	0.307	180.9
5	3	Pierre-Louis Chovet	FRA	Van Amersfoort Racing	NLD	R	4	9	6	1:26.003	0.537	0.010	181.1
6	11	Alessandro Famularo	VEN	Van Amersfoort Racing	NLD	R	5	10	5	1:26.018	0.552	0.015	180.7
7	2	Nico Göhler	DEU	Kic Motorsport	FIN			11	9	1:26.622	1.156	0.604	179.5
8	40	Konsta Lappalainen	FIN	Kic Motorsport	FIN			11	4	1:26.710	1.244	0.088	179.5
9	99	Andrea Cola	ITA	Monolite Racing	ITA	R	6	11	9	1:27.099	1.633	0.389	178.5
10	41	Emidio Pesce	ITA	DR Formula RP Motorsport	PRT	R	7	11	6	1:27.136	1.670	0.037	178.5
Max. qual. time: 110% = 1:34.013													
	55	Jamie Laura Chadwick	GBR	Prema Powerteam	ITA			3	3	1:58.002	32.536	30.866	168.7
	33	Henrion Gillian	FRA	Gillian Track Events GTE	FRA	R	8	2	1	9:47.08.	9:45:42.	9:45:10.	37.4

Published at:.....

Track Temp: **18.7 °C** Air Temp: **15.4 °C** Humidity: **86 %** Track Status: **DRY**

Stewards:

Race Director:

Timekeeper:





Red Bull Ring
Formula Regional European Championship
Qualifying - 2
Lap Analysis



2 Nico Göhler F3 Tatuus 318 A.R. Kic Motorsport

Lap D	Time	Sector 1	Sector 2	Sector 3	T. Spd	Elapsed
1	9:47:10.489	9:46:01.324	41.919	27.246	195.6	9:47:10.489
2	1:29.044	23.068	39.688	26.288	222.2	9:48:39.533
3	1:27.243	22.213	39.102	25.928	229.2	9:50:06.776
4	1:26.767	22.116	38.872	25.779	229.2	9:51:33.543
5	1:26.803	21.917	39.004	25.882	229.7	9:53:00.346
6	1:26.902	22.051	38.903	25.948	229.2	9:54:27.248
7	1:41.526	23.832	50.233	27.461	170.6	9:56:08.774
8	1:26.597	21.997	38.771	25.829	229.7	9:57:35.371
9	1:26.622	21.959	38.734	25.929	230.2	9:59:01.993
10	1:26.849	22.034	38.803	26.012	228.8	10:00:28.842
11	1:50.205 P	24.960	41.667	43.578	187.1	10:02:19.047

10 Gianluca Petecof F3 Tatuus 318 A.R. R Prema Powerteam

Lap D	Time	Sector 1	Sector 2	Sector 3	T. Spd	Elapsed
1	9:47:48.791	9:46:35.480	44.052	29.259	208.0	9:47:48.791
2	1:31.324	22.950	40.885	27.489	226.4	9:49:20.115
3	1:28.161	22.390	39.672	26.099	230.2	9:50:48.276
4	1:25.800	21.855	38.454	25.491	230.7	9:52:14.076
5	1:25.482	21.822	38.259	25.401	230.7	9:53:39.558
6	1:25.602	21.814	38.398	25.390	231.2	9:55:05.160
7	1:25.417	21.753	38.257	25.407	230.2	9:56:30.577
8	1:25.466	21.832	38.214	25.420	230.2	9:57:56.043
9	1:31.291	21.806	42.150	27.335	230.2	9:59:27.334
10	1:25.827	21.848	38.464	25.515	229.7	10:00:53.161
11		33.469	53.433		120.6	

3 Pierre-Louis Chovet F3 Tatuus 318 A.R. R Van Amersfoort Racing

Lap D	Time	Sector 1	Sector 2	Sector 3	T. Spd	Elapsed
1	9:48:47.577	9:47:31.361	45.305	30.911	217.3	9:48:47.577
2	1:42.087	23.746	50.865	27.476	226.4	9:50:29.664
3	1:27.395	21.988	39.564	25.843	231.7	9:51:57.059
4	1:26.524	21.908	38.816	25.800	232.7	9:53:23.583
5	1:26.206	21.862	38.500	25.844	231.2	9:54:49.789
6	1:26.003	21.922	38.333	25.748	230.7	9:56:15.792
7	1:25.792	21.833	38.336	25.623	231.7	9:57:41.584
8	1:26.072	21.875	38.463	25.734	230.7	9:59:07.656
9	1:37.821 P	21.850	38.931	37.040	231.7	10:00:45.477

11 Alessandro Famularo F3 Tatuus 318 A.R. R Van Amersfoort Racing

Lap D	Time	Sector 1	Sector 2	Sector 3	T. Spd	Elapsed
1	9:48:31.874	9:47:21.167	42.436	28.271	210.5	9:48:31.874
2	1:29.541	22.888	40.095	26.558	227.8	9:50:01.415
3	1:27.434	22.061	39.387	25.986	231.2	9:51:28.849
4	1:26.071	21.935	38.380	25.756	232.2	9:52:54.920
5	1:26.018	21.849	38.359	25.810	231.2	9:54:20.938
6	1:26.226	21.839	38.554	25.833	230.7	9:55:47.164
7	1:26.006	21.813	38.399	25.794	230.7	9:57:13.170
8	1:26.222	21.932	38.494	25.796	230.2	9:58:39.392
9	1:26.226	21.930	38.597	25.699	229.7	10:00:05.618
10	1:43.836 P	22.026	40.685	41.125	227.8	10:01:49.454

5 Patrick Pasma F3 Tatuus 318 A.R. Kic Motorsport

Lap D	Time	Sector 1	Sector 2	Sector 3	T. Spd	Elapsed
1	9:47:19.327	9:46:08.957	43.024	27.346	207.2	9:47:19.327
2	1:31.186	22.804	42.226	26.156	224.0	9:48:50.513
3	1:26.566	21.963	38.738	25.865	230.7	9:50:17.079
4	1:25.993	21.853	38.557	25.583	231.2	9:51:43.072
5	1:25.926	21.884	38.429	25.613	230.7	9:53:08.998
6	1:29.433	21.869	41.450	26.114	230.2	9:54:38.431
7	1:26.028	21.960	38.522	25.546	229.7	9:56:04.459
8	1:26.086	21.880	38.617	25.589	228.8	9:57:30.545
9	1:40.298	21.914	45.827	32.557	229.2	9:59:10.843
10	1:26.704	21.959	38.818	25.927	230.2	10:00:37.547
11	1:46.107 P	23.569	42.208	40.330	189.8	10:02:23.654

14 Arthur Leclerc F3 Tatuus 318 A.R. R Prema Powerteam

Lap D	Time	Sector 1	Sector 2	Sector 3	T. Spd	Elapsed
1	9:47:29.499	9:46:21.156	41.453	26.890	216.8	9:47:29.499
2	1:27.678	22.594	39.205	25.879	226.8	9:48:57.177
3	1:29.913	21.890	42.234	25.789	230.2	9:50:27.090
4	1:25.795	21.990	38.364	25.441	229.2	9:51:52.885
5	1:25.695	21.898	38.482	25.315	229.2	9:53:18.580
6	1:25.674	21.941	38.350	25.383	229.2	9:54:44.254
7	1:25.686	21.894	38.314	25.478	228.8	9:56:09.940
8	1:25.848	21.807	38.448	25.593	229.7	9:57:35.788
9	1:28.827	21.972	39.482	27.373	232.2	9:59:04.615
10	1:26.251	21.926	38.965	25.360	229.2	10:00:30.866
11		26.196	39.830		178.5	

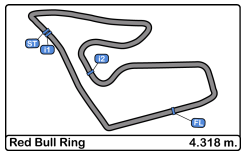
6 Oliver Rasmussen F3 Tatuus 318 A.R. R Prema Powerteam

Lap D	Time	Sector 1	Sector 2	Sector 3	T. Spd	Elapsed
1	9:46:49.461	9:45:35.000	45.471	28.990	192.8	9:46:49.461
2	1:32.540	24.511	40.476	27.553	223.1	9:48:22.001
3	1:27.773	22.353	39.339	26.081	227.8	9:49:49.774
4	1:26.324	22.075	38.797	25.452	228.8	9:51:16.098
5	1:25.778	21.902	38.539	25.337	228.8	9:52:41.876
6	1:25.762	21.830	38.552	25.380	228.3	9:54:07.638
7	1:25.627	21.866	38.449	25.312	228.8	9:55:33.265
8	1:29.671	21.836	41.178	26.657	228.3	9:57:02.936
9	1:25.993	21.993	38.388	25.612	227.3	9:58:28.929
10	1:25.661	21.864	38.408	25.389	227.8	9:59:54.590
11	1:25.723	21.887	38.445	25.391	227.3	10:01:20.313
12		22.899	42.238		222.6	

33 Henrion Gillian F3 Tatuus 318 A.R. R Gillian Track Events GTE

Lap D	Time	Sector 1	Sector 2	Sector 3	T. Spd	Elapsed
1	9:47:08.217 P	9:45:46.410	45.763	36.044	206.5	9:47:08.217
2	6:55.566 P	5:30.169	47.030	38.367	174.7	9:54:03.783





Red Bull Ring
Formula Regional European Championship
Qualifying - 2
Lap Analysis



40

Konsta Lappalainen

F3 Tatuus 318 A.R.

Kic Motorsport

Lap	D	Time	Sector 1	Sector 2	Sector 3	T. Spd	Elapsed
1		9:47:22.324	9:46:11.087	43.282	27.955	193.8	9:47:22.324
2		1:29.836	23.222	40.208	26.406	222.2	9:48:52.160
3		1:27.500	22.245	39.156	26.099	228.8	9:50:19.660
4		1:26.710	22.053	38.780	25.877	229.7	9:51:46.370
5		1:26.566	22.018	38.789	25.759	229.7	9:53:12.936
6		1:26.759	22.040	38.800	25.919	229.2	9:54:39.695
7		1:27.015	22.036	38.759	26.220	229.2	9:56:06.710
8		1:31.672	25.798	39.765	26.109	183.6	9:57:38.382
9		1:27.987	22.174	38.997	26.816	227.8	9:59:06.369
10		1:26.790	22.123	38.779	25.888	229.7	10:00:33.159
11		1:47.975 P	25.027	40.819	42.129	170.3	10:02:21.134

41

Emidio Pesce

F3 Tatuus 318 A.R.

R

DR Formula RP Motorsport

Lap	D	Time	Sector 1	Sector 2	Sector 3	T. Spd	Elapsed
1		9:46:54.051	9:45:42.278	43.981	27.792	188.8	9:46:54.051
2		1:31.911	23.819	41.272	26.820	197.8	9:48:25.962
3		1:28.248	22.449	39.619	26.180	228.3	9:49:54.210
4		1:27.586	22.533	38.984	26.069	227.3	9:51:21.796
5		1:27.251	22.227	39.095	25.929	228.3	9:52:49.047
6		1:27.136	22.050	39.086	26.000	228.8	9:54:16.183
7		1:27.037	22.052	39.001	25.984	228.8	9:55:43.220
8		1:30.758	22.125	39.226	29.407	228.3	9:57:13.978
9		1:27.627	22.025	39.499	26.103	230.7	9:58:41.605
10		1:28.181	22.122	39.993	26.066	228.8	10:00:09.786
11		1:41.711 P	22.623	40.102	38.986	228.8	10:01:51.497

55

Jamie Laura Chadwick

F3 Tatuus 318 A.R.

Prema Powerteam

Lap	D	Time	Sector 1	Sector 2	Sector 3	T. Spd	Elapsed
1		9:52:02.722	9:50:51.953	43.291	27.478	180.9	9:52:02.722
2		1:32.107	23.021	42.249	26.837	224.5	9:53:34.829
3		1:58.002 P	27.733	46.294	43.975	183.3	9:55:32.831

99

Andrea Cola

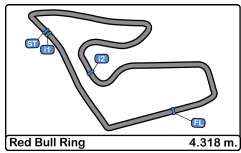
F3 Tatuus 318 A.R.

R

Monolite Racing

Lap	D	Time	Sector 1	Sector 2	Sector 3	T. Spd	Elapsed
1		9:47:05.808	9:45:55.375	42.635	27.798	212.1	9:47:05.808
2		1:31.558	23.281	41.448	26.829	224.0	9:48:37.366
3		1:32.003	22.769	42.716	26.518	226.4	9:50:09.369
4		1:27.651	22.174	39.199	26.278	228.8	9:51:37.020
5		1:27.293	22.162	38.994	26.137	228.3	9:53:04.313
6		1:27.362	22.280	39.010	26.072	228.3	9:54:31.675
7		1:34.562	23.262	41.862	29.438	183.0	9:56:06.237
8		1:27.078	22.345	38.764	25.969	227.8	9:57:33.315
9		1:27.099	22.059	38.910	26.130	227.3	9:59:00.414
10		1:27.374	22.286	39.014	26.074	227.3	10:00:27.788
11		1:41.973 P	23.127	40.777	38.069	216.0	10:02:09.761



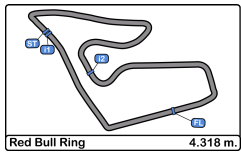


Red Bull Ring
Formula Regional European Championship
Qualifying - 2
Best Sectors Results



Sector - 1			Sector - 2			Sector - 3			Ideal Lap vs Best Lap						
Clas	Nº	Driver	Time	Nº	Driver	Time	Nº	Driver	Time	Clas	Nº	Driver	Ideal Lap	Best Lap	Clas
1	10	Gianluca Petecof	21.753	10	Gianluca Petecof	38.214	6	Oliver Rasmussen	25.312	1	10	Gianluca Petecof	1:25.357	1:25.417	1
2	14	Arthur Leclerc	21.807	14	Arthur Leclerc	38.314	14	Arthur Leclerc	25.315	2	14	Arthur Leclerc	1:25.436	1:25.674	3
3	11	Alessandro Famularo	21.813	3	Pierre-Louis Chovet	38.333	10	Gianluca Petecof	25.390	3	6	Oliver Rasmussen	1:25.530	1:25.627	2
4	6	Oliver Rasmussen	21.830	11	Alessandro Famularo	38.359	5	Patrick Pasma	25.546	4	3	Pierre-Louis Chovet	1:25.789	1:25.792	4
5	3	Pierre-Louis Chovet	21.833	6	Oliver Rasmussen	38.388	3	Pierre-Louis Chovet	25.623	5	5	Patrick Pasma	1:25.828	1:25.926	5
6	5	Patrick Pasma	21.853	5	Patrick Pasma	38.429	11	Alessandro Famularo	25.699	6	11	Alessandro Famularo	1:25.871	1:26.006	6
7	2	Nico Göhler	21.917	2	Nico Göhler	38.734	40	Konsta Lappalainen	25.759	7	2	Nico Göhler	1:26.430	1:26.597	8
8	40	Konsta Lappalainen	22.018	40	Konsta Lappalainen	38.759	2	Nico Göhler	25.779	8	40	Konsta Lappalainen	1:26.536	1:26.566	7
9	41	Emidio Pesce	22.025	99	Andrea Cola	38.764	41	Emidio Pesce	25.929	9	99	Andrea Cola	1:26.792	1:27.078	10
10	99	Andrea Cola	22.059	41	Emidio Pesce	38.984	99	Andrea Cola	25.969	10	41	Emidio Pesce	1:26.938	1:27.037	9
11	55	Jamie Laura Chadwi	23.021	55	Jamie Laura Chadwi	42.249	55	Jamie Laura Chadwi	26.837	11	55	Jamie Laura Chadwi	1:32.107	1:32.107	11
12	33	Henrion Gillian	5:30.169	33	Henrion Gillian	45.763	33	Henrion Gillian	36.044	12	33	Henrion Gillian	6:51.976	6:55.566	12



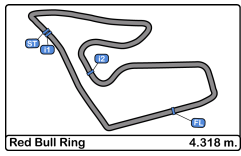


Red Bull Ring
Formula Regional European Championship
Qualifying - 2
Best 5 Lap Times



Cls	Nº	Driver	Nat	Competitor	Nat	Rookie	Cls	Best 1		Best 2		Best 3		Best 4		Best 5	
								Time	Lap	Time	Lap	Time	Lap	Time	Lap	Time	Lap
1	10	Gianluca Petecof	BRA	Prema Powerteam	ITA	R	1	1:25.417	7	1:25.466	8	1:25.482	5	1:25.602	6	1:25.800	4
2	6	Oliver Rasmussen	DNK	Prema Powerteam	ITA	R	2	1:25.627	7	1:25.661	10	1:25.723	11	1:25.762	6	1:25.778	5
3	14	Arthur Leclerc	MC	Prema Powerteam	ITA	R	3	1:25.674	6	1:25.686	7	1:25.695	5	1:25.795	4	1:25.848	8
4	3	Pierre-Louis Chovet	FRA	Van Amersfoort Racing	NLD	R	4	1:25.792	7	1:26.003	6	1:26.072	8	1:26.206	5	1:26.524	4
5	5	Patrick Pasma	FIN	Kic Motorsport	FIN			1:25.926	5	1:25.993	4	1:26.028	7	1:26.086	8	1:26.566	3
6	11	Alessandro Famularo	VEN	Van Amersfoort Racing	NLD	R	5	1:26.006	7	1:26.018	5	1:26.071	4	1:26.222	8	1:26.226	6
7	40	Konsta Lappalainen	FIN	Kic Motorsport	FIN			1:26.566	5	1:26.710	4	1:26.759	6	1:26.790	10	1:27.015	7
8	2	Nico Göhler	DEU	Kic Motorsport	FIN			1:26.597	8	1:26.622	9	1:26.767	4	1:26.803	5	1:26.849	10
9	41	Emidio Pesce	ITA	DR Formula RP Motorsport	PRT	R	6	1:27.037	7	1:27.136	6	1:27.251	5	1:27.586	4	1:27.627	9
10	99	Andrea Cola	ITA	Monolite Racing	ITA	R	7	1:27.078	8	1:27.099	9	1:27.293	5	1:27.362	6	1:27.374	10
11	55	Jamie Laura Chadwick	GBR	Prema Powerteam	ITA			1:32.107	2	1:58.002	3						
12	33	Henrion Gillian	FRA	Gillian Track Events GTE	FRA	R	8	6:55.566	2								



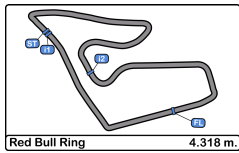


Red Bull Ring
Formula Regional European Championship
Qualifying - 2
Best 5 Top Speeds



Cls	Nº	Driver	Nat	Competitor	Nat	Rookie	Cls	Top 1		Top 2		Top 3		Top 4		Top 5		Avg
								Km/h	Lap	Km/h	Lap	Km/h	Lap	Km/h	Lap	Km/h	Lap	
1	3	Pierre-Louis Chovet	FRA	Van Amersfoort Racing	NLD	R	1	232.7	4	231.7	3	231.7	7	231.7	9	231.2	5	231.8
2	11	Alessandro Famularo	VEN	Van Amersfoort Racing	NLD	R	2	232.2	4	231.2	3	231.2	5	230.7	6	230.7	7	231.2
3	14	Arthur Leclerc	MC	Prema Powerteam	ITA	R	3	232.2	9	230.2	3	229.7	8	229.2	4	229.2	5	230.1
4	5	Patrick Pasma	FIN	Kic Motorsport	FIN			231.2	4	230.7	3	230.7	5	230.2	6	230.2	10	230.6
5	10	Gianluca Petecof	BRA	Prema Powerteam	ITA	R	4	231.2	6	230.7	4	230.7	5	230.2	3	230.2	7	230.6
6	41	Emidio Pesce	ITA	DR Formula RP Motorsport	PRT	R	5	230.7	9	228.8	6	228.8	7	228.8	10	228.8	11	229.2
7	2	Nico Göhler	DEU	Kic Motorsport	FIN			230.2	9	229.7	5	229.7	8	229.2	3	229.2	4	229.6
8	40	Konsta Lappalainen	FIN	Kic Motorsport	FIN			229.7	4	229.7	5	229.7	10	229.2	6	229.2	7	229.5
9	6	Oliver Rasmussen	DNK	Prema Powerteam	ITA	R	6	228.8	4	228.8	5	228.8	7	228.3	6	228.3	8	228.6
10	99	Andrea Cola	ITA	Monolite Racing	ITA	R	7	228.8	4	228.3	5	228.3	6	227.8	8	227.3	9	228.1
11	55	Jamie Laura Chadwick	GBR	Prema Powerteam	ITA			224.5	2	183.3	3	180.9	1					196.2
12	33	Henrion Gillian	FRA	Gillian Track Events GTE	FRA	R	8	206.5	1	174.7	2							190.6





Red Bull Ring
Formula Regional European Championship
Qualifying - 2
Fastest Laps Sequence



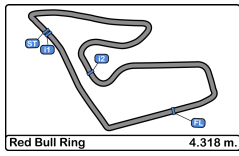
Lap	Time of Day	Session Time	Nº	Driver	Nat	Competitor	Nat	Rookie	Time	Km/h
2	9:48:22.001	3:22.001	6	Oliver Rasmussen	DNK	Prema Powerteam	ITA	R	1:32.540	167.9
2	9:48:25.962	3:25.962	41	Emidio Pesce	ITA	DR Formula RP Motorsport	PRT	R	1:31.911	169.1
2	9:48:37.366	3:37.366	99	Andrea Cola	ITA	Monolite Racing	ITA	R	1:31.558	169.7
2	9:48:39.533	3:39.533	2	Nico Göhler	DEU	Kic Motorsport	FIN		1:29.044	174.5
2	9:48:57.177	3:57.177	14	Arthur Leclerc	MCO	Prema Powerteam	ITA	R	1:27.678	177.2
3	9:50:06.776	5:06.776	2	Nico Göhler	DEU	Kic Motorsport	FIN		1:27.243	178.1
3	9:50:17.079	5:17.079	5	Patrick Pasma	FIN	Kic Motorsport	FIN		1:26.566	179.5
4	9:51:16.098	6:16.098	6	Oliver Rasmussen	DNK	Prema Powerteam	ITA	R	1:26.324	180.0
4	9:51:43.072	6:43.072	5	Patrick Pasma	FIN	Kic Motorsport	FIN		1:25.993	180.7
4	9:51:52.885	6:52.885	14	Arthur Leclerc	MCO	Prema Powerteam	ITA	R	1:25.795	181.1
5	9:52:41.876	7:41.876	6	Oliver Rasmussen	DNK	Prema Powerteam	ITA	R	1:25.778	181.2
5	9:53:18.580	8:18.580	14	Arthur Leclerc	MCO	Prema Powerteam	ITA	R	1:25.695	181.3
5	9:53:39.558	8:39.558	10	Gianluca Petecof	BRA	Prema Powerteam	ITA	R	1:25.482	181.8
7	9:56:30.577	11:30.577	10	Gianluca Petecof	BRA	Prema Powerteam	ITA	R	1:25.417	181.9



Red Bull Ring
Formula Regional European Championship
Qualifying - 2
Event Best Maximum Speed



Nº	Driver	Nat	Competitor	Nat	Rookie	Km/h	Session
10	Gianluca Petecof	BRA	Prema Powerteam	ITA	R	232.7	Qualifying - 1
3	Pierre-Louis Chovet	FRA	Van Amersfoort Racing	NLD	R	232.7	Qualifying - 2
11	Alessandro Famularo	VEN	Van Amersfoort Racing	NLD	R	232.2	Qualifying - 1
14	Arthur Leclerc	MCO	Prema Powerteam	ITA	R	232.2	Qualifying - 1
5	Patrick Pasma	FIN	Kic Motorsport	FIN		231.2	Qualifying - 2
41	Emidio Pesce	ITA	DR Formula RP Motorsport	PRT	R	230.7	Free Practice - 2
6	Oliver Rasmussen	DNK	Prema Powerteam	ITA	R	230.7	Qualifying - 1
40	Konsta Lappalainen	FIN	Kic Motorsport	FIN		230.7	Qualifying - 1
2	Nico Göhler	DEU	Kic Motorsport	FIN		230.2	Qualifying - 2
99	Andrea Cola	ITA	Monolite Racing	ITA	R	229.2	Qualifying - 1
55	Jamie Laura Chadwick	GBR	Prema Powerteam	ITA		229.2	Qualifying - 1
33	Henrion Gillian	FRA	Gillian Track Events GTE	FRA	R	226.4	Qualifying - 1



Red Bull Ring
Formula Regional European Championship
Qualifying - 2
Pit Stop Analysis



33

Henrion Gillian

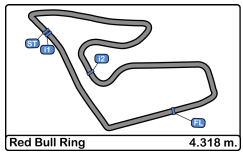
R

Gillian Track Events GTE

F3 Tatuus 318 A.R.

Nr.	In Day Time	In Time	Out Time	Pit Time	T. Pit Time	Handicap	Penalty
1	9:47:03.489	9:47:03.489	9:52:12.570	5:09.081	5:09.081		

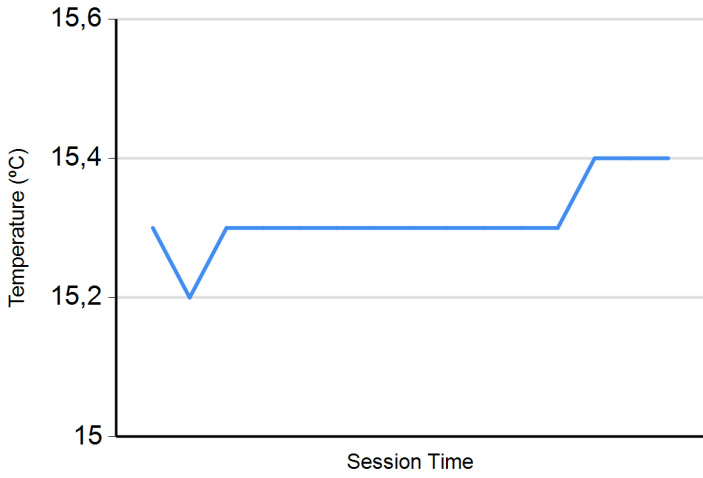




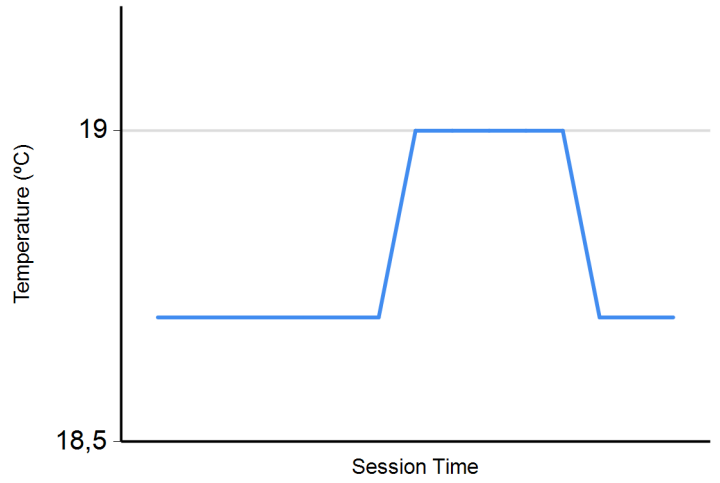
Red Bull Ring
Formula Regional European Championship
Qualifying - 2
Weather Report



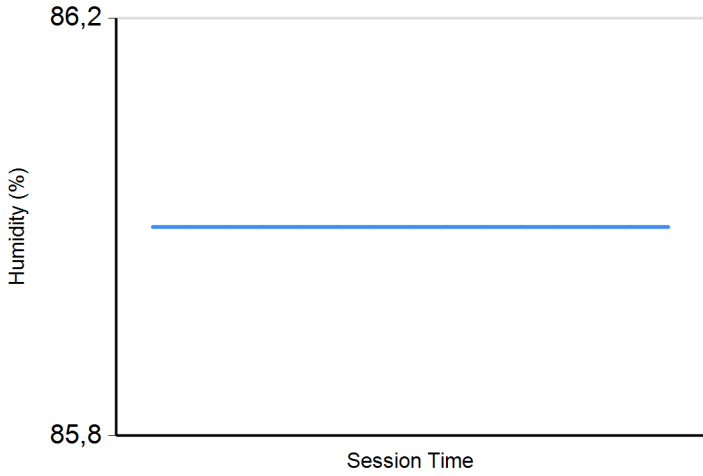
Air Temperature



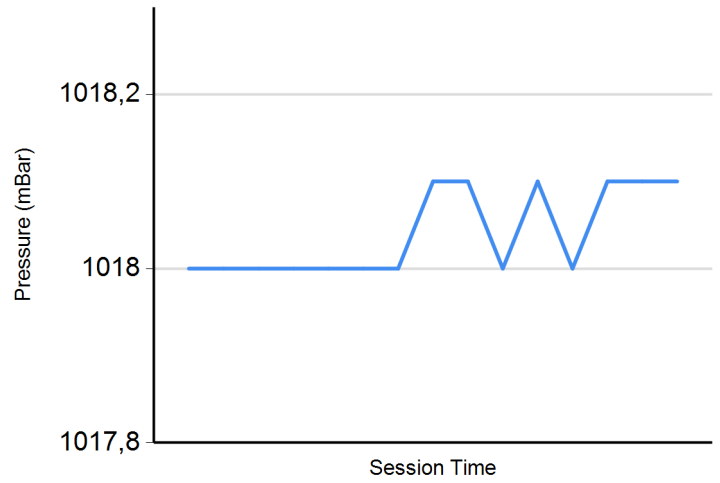
Track Temperature



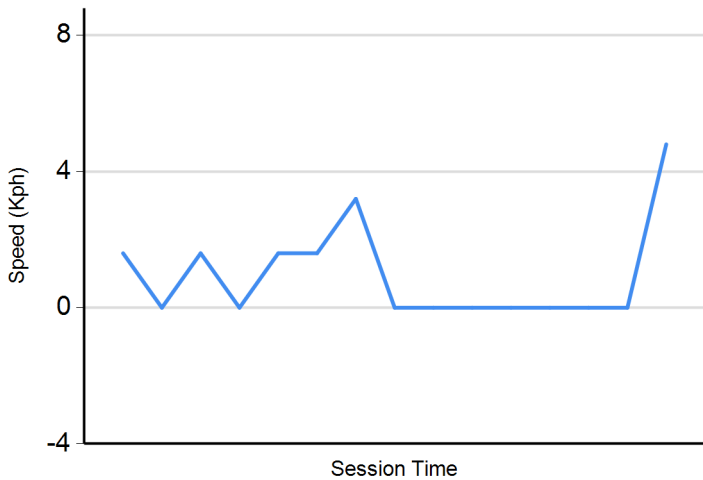
Humidity



Pressure

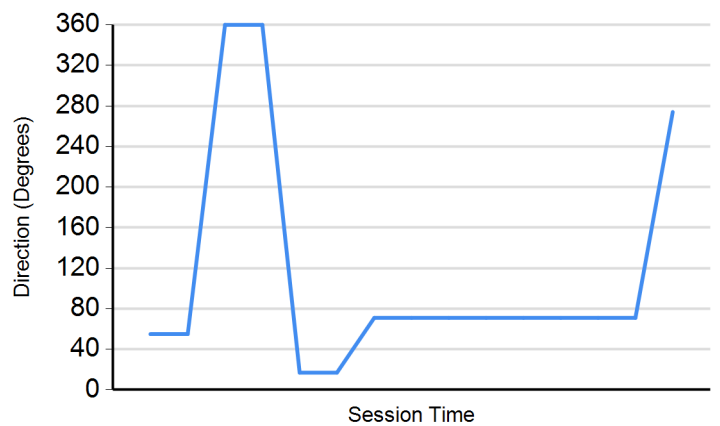


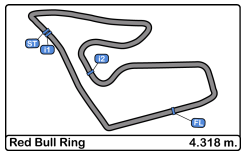
Wind Speed



Wind direction

North = 0°/360° Est = 90° South = 180° West = 270°





Red Bull Ring
Formula Regional European Championship
Qualifying - 1 + 2
Provisional 2 Fastest Lap Results



Cls	N°	Driver	Nat	Competitor	Nat	Rookie	Cls	Laps	Qualifying - 1	Qualifying - 2	Best	Gap	Interval	Km/h		
1	10	Gianluca Petecof	BRA	Prema Powerteam	ITA	R	1	21	1:25.820	9	1:25.466	7	1:25.466	181.8		
2	6	Oliver Rasmussen	DNK	Prema Powerteam	ITA	R	2	22	1:26.096	8	1:25.661	7	1:25.661	0.195	0.195	181.4
3	14	Arthur Leclerc	MC	Prema Powerteam	ITA	R	3	21	1:26.004	9	1:25.686	6	1:25.686	0.220	0.025	181.4
4	5	Patrick Pasma	FIN	Kic Motorsport	FIN			22	1:26.279	8	1:25.993	5	1:25.993	0.527	0.307	180.7
5	3	Pierre-Louis Chovet	FRA	Van Amersfoort Racing	NLD	R	4	20	1:26.141	9	1:26.003	7	1:26.003	0.537	0.010	180.7
6	11	Alessandro Famularo	VEN	Van Amersfoort Racing	NLD	R	5	21	1:26.825	9	1:26.018	7	1:26.018	0.552	0.015	180.7
7	55	Jamie Laura Chadwick	GBR	Prema Powerteam	ITA			12	1:26.600	8	1:58.002	2	1:26.600	1.134	0.582	179.5
8	2	Nico Göhler	DEU	Kic Motorsport	FIN			22	1:26.991	10	1:26.622	8	1:26.622	1.156	0.022	179.4
9	40	Konsta Lappalainen	FIN	Kic Motorsport	FIN			22	1:26.800	8	1:26.710	5	1:26.710	1.244	0.088	179.2
10	99	Andrea Cola	ITA	Monolite Racing	ITA	R	6	21	1:27.472	9	1:27.099	8	1:27.099	1.633	0.389	178.4
11	41	Emidio Pesce	ITA	DR Formula RP Motorsport	PRT	R	7	22	1:27.222	9	1:27.136	7	1:27.136	1.670	0.037	178.3
12	33	Henrion Gillian	FRA	Gillian Track Events GTE	FRA	R	8	13	1:27.599	8	9:47:08.2	2	1:27.599	2.133	0.463	177.4

Published at:.....

Stewards:	Race Director:	Timekeeper: 
------------------	-----------------------	-------------------------------------------------------------------------------------------------------------

