

**Paul Ricard**  
**International GT Open**  
**Private test - 1**



**Provisional Results**

Paul Ricard 5.822 m

Cls	N°	Entrant/Team	Nat	Driver 1	Nat	Driver 2	Nat	Vehicle	Cat	Cls	Laps	Best	Time	Gap	Interval	Km/h
1	88	JP Motorsport		Patryk Krupinski		Christian Klien		McLaren 720 S GT3	PROAM	1	18	11	2:01.393			172.6
2	48	Winward		Markus Sattler		Nico Bastian		Mercedes AMG GT3 - 2020	PROAM	2	24	9	2:01.562	0.169	0.169	172.4
3	47	AKM Motorsport		Alexander Moiseev		Loris Spinelli		Mercedes AMG GT3 - 2020	PROAM	3	17	7	2:01.942	0.549	0.380	171.8
4	72	Inception Racing		Nick Moss		Joe Osborne		McLaren 720 S GT3	PROAM	4	23	7	2:02.198	0.805	0.256	171.5
5	77	Lechner Racing		Al Faisal Al Zubair		Andy Soucek		Porsche 911 GT3-R II 2019	PRO	1	26	25	2:02.535	1.142	0.337	171.0
6	11	Reno Racing		Jens Reno Moller		Marcus Paverud		Honda NSX GT3 Evo	PROAM	5	22	9	2:02.836	1.443	0.301	170.6
7	7	Inception Racing		Brendan Iribe		Ollie Millroy		McLaren 720 S GT3	PROAM	6	24	7	2:02.991	1.598	0.155	170.4
8	22	Balfe Motorsport		Shaun Balfe		Adam Carroll		Audi R8 GT3 LMS 2019	PROAM	7	22	11	2:03.171	1.778	0.180	170.1
9	19	Vincenzo Sospiri Racing		Baptiste Moulin		Yuki Nemoto		Lamborghini Huracan GT3 EVO	PRO	2	20	19	2:03.203	1.810	0.032	170.1
10	63	Vincenzo Sospiri Racing		Michele Beretta		Frederik Schandorff		Lamborghini Huracan GT3 EVO	PRO	3	23	21	2:03.213	1.820	0.010	170.1
11	4	Team Lazarus		Ivan Peklin		Jordan Pepper		Bentley Continental GT3	PRO	4	23	6	2:03.275	1.882	0.062	170.0
12	14	AKM Motorsport		Florian Scholze		Jens Liebhauser		Mercedes AMG GT3 - 2020	AM	1	24	5	2:03.367	1.974	0.092	169.8
13	8	Barone Rampante		Giuseppe Cipriani				Lamborghini Huracan GT3 EVO	AM	2	21	15	2:05.520	4.127	2.153	166.9
14	17	HP Racing International		Coach McKansy		Jan Seyffert		Lamborghini Huracan GT3 EVO	AM	3	21	16	2:06.115	4.722	0.595	166.1

Published at:.....

Track Temp: 36.3 °C Air Temp: 17.4 °C Humidity: 48 % Track Status: DRY

Stewards:

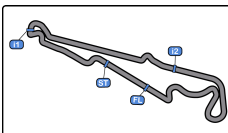
Race Director:

Timekeeper:

Luís Angel García Nuñez

JOB/I-0020-ESP





**Paul Ricard**  
**International GT Open**  
**Private test - 1**



**Provisional Results by Class**

Paul Ricard 5.822 m

Cls	N°	Entrant/Team	Nat	Driver 1	Nat	Driver 2	Nat	Vehicle	Cat	Cls	Laps	Best	Time	Gap	Interval	Km/h
<b>PROAM</b>																
1	88	JP Motorsport	POL	Patryk Krupinski	POL	Christian Klien	AUT	McLaren 720 S GT3	PROAM	1	18	11	2:01.393			172.6
2	48	Winward	DEU	Markus Sattler	DEU	Nico Bastian	DEU	Mercedes AMG GT3 - 2020	PROAM	2	24	9	2:01.562	0.169	0.169	172.4
3	47	AKM Motorsport	SVK	Alexander Moiseev	RUS	Loris Spinelli	ITA	Mercedes AMG GT3 - 2020	PROAM	3	17	7	2:01.942	0.549	0.380	171.8
4	72	Inception Racing	GBR	Nick Moss	GBR	Joe Osborne	GBR	McLaren 720 S GT3	PROAM	4	23	7	2:02.198	0.805	0.256	171.5
5	11	Reno Racing	DNK	Jens Reno Moller	DNK	Marcus Paverud	NOR	Honda NSX GT3 Evo	PROAM	5	22	9	2:02.836	1.443	0.638	170.6
6	7	Inception Racing	GBR	Brendan Iribe	USA	Ollie Millroy	GBR	McLaren 720 S GT3	PROAM	6	24	7	2:02.991	1.598	0.155	170.4
7	22	Balfe Motorsport	GBR	Shaun Balfe	GBR	Adam Carroll	GBR	Audi R8 GT3 LMS 2019	PROAM	7	22	11	2:03.171	1.778	0.180	170.1
<b>PRO</b>																
1	77	Lechner Racing	AUT	Al Faisal Al Zubair	OMN	Andy Soucek	ESP	Porsche 911 GT3-R II 2019	PRO	1	26	25	2:02.535			171.0
2	19	Vincenzo Sospiri Racing	ITA	Baptiste Moulin	BEL	Yuki Nemoto	JPN	Lamborghini Huracan GT3 EVO	PRO	2	20	19	2:03.203	0.668	0.668	170.1
3	63	Vincenzo Sospiri Racing	ITA	Michele Beretta	ITA	Frederik Schandorff	DNK	Lamborghini Huracan GT3 EVO	PRO	3	23	21	2:03.213	0.678	0.010	170.1
4	4	Team Lazarus	ITA	Ivan Peklin	UKR	Jordan Pepper	ZAF	Bentley Continental GT3	PRO	4	23	6	2:03.275	0.740	0.062	170.0
<b>AM</b>																
1	14	AKM Motorsport	SVK	Florian Scholze	DEU	Jens Liebhauser	DEU	Mercedes AMG GT3 - 2020	AM	1	24	5	2:03.367			169.8
2	8	Barone Rampante	ITA	Giuseppe Cipriani	ITA			Lamborghini Huracan GT3 EVO	AM	2	21	15	2:05.520	2.153	2.153	166.9
3	17	HP Racing International	DEU	Coach McKansy	DEU	Jan Seyffert	DEU	Lamborghini Huracan GT3 EVO	AM	3	21	16	2:06.115	2.748	0.595	166.1

Published at:.....

Track Temp: 36.3 °C Air Temp: 17.4 °C Humidity: 48 % Track Status: DRY

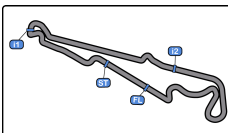
Stewards:

Race Director:

Timekeeper: Luis Angel Garcia Nuñez

JOB/I-0020-ESP





**Paul Ricard**  
**International GT Open**  
**Private test - 1**



**Provisional Results by Category**

Paul Ricard 5.822 m

Cls	Nº	Entrant/Team	Nat	Driver 1	Nat	Driver 2	Nat	Vehicle	Cat	Cls	Laps	Best	Time	Gap	Interval	Km/h	
<b>International GT Open</b>																	
1	88	JP Motorsport		POL	Patryk Krupinski		POL	Christian Klien		AUT	McLaren 720 S GT3	PROAM	1	18	11	2:01.393	172.6
2	48	Winward		DEU	Markus Sattler		DEU	Nico Bastian		DEU	Mercedes AMG GT3 - 2020	PROAM	2	24	9	2:01.562	0.169 0.169
3	47	AKM Motorsport		SVN	Alexander Moiseev		RUS	Loris Spinelli		ITA	Mercedes AMG GT3 - 2020	PROAM	3	17	7	2:01.942	0.549 0.380
4	72	Inception Racing		GBR	Nick Moss		GBR	Joe Osborne		GBR	McLaren 720 S GT3	PROAM	4	23	7	2:02.198	0.805 0.256
5	77	Lechner Racing		AUT	Al Faisal Al Zubair		OMN	Andy Soucek		ESP	Porsche 911 GT3-R II 2019	PRO	1	26	25	2:02.535	1.142 0.337
6	11	Reno Racing		DNK	Jens Reno Moller		DNK	Marcus Paverud		NOR	Honda NSX GT3 Evo	PROAM	5	22	9	2:02.836	1.443 0.301
7	7	Inception Racing		GBR	Brendan Iribe		USA	Ollie Millroy		GBR	McLaren 720 S GT3	PROAM	6	24	7	2:02.991	1.598 0.155
8	22	Balfe Motorsport		GBR	Shaun Balfe		GBR	Adam Carroll		GBR	Audi R8 GT3 LMS 2019	PROAM	7	22	11	2:03.171	1.778 0.180
9	19	Vincenzo Sospiri Racing		ITA	Baptiste Moulin		BEL	Yuki Nemoto		JPN	Lamborghini Huracan GT3 EVO	PRO	2	20	19	2:03.203	1.810 0.032
10	63	Vincenzo Sospiri Racing		ITA	Michele Beretta		ITA	Frederik Schandorff		DNK	Lamborghini Huracan GT3 EVO	PRO	3	23	21	2:03.213	1.820 0.010
11	4	Team Lazarus		ITA	Ivan Peklin		UKR	Jordan Pepper		ZAF	Bentley Continental GT3	PRO	4	23	6	2:03.275	1.882 0.062
12	14	AKM Motorsport		SVN	Florian Scholze		DEU	Jens Liebhauser		DEU	Mercedes AMG GT3 - 2020	AM	1	24	5	2:03.367	1.974 0.092
13	8	Barone Rampante		ITA	Giuseppe Cipriani		ITA				Lamborghini Huracan GT3 EVO	AM	2	21	15	2:05.520	4.127 2.153
14	17	HP Racing International		DEU	Coach McKansy		DEU	Jan Seyffert		DEU	Lamborghini Huracan GT3 EVO	AM	3	21	16	2:06.115	4.722 0.595

Published at:.....

Track Temp: 36.3 °C Air Temp: 17.4 °C Humidity: 48 % Track Status: DRY

Stewards:

Race Director:

Timekeeper: Luis Angel Garcia Nunez

JOB/I-0020-ESP





**Paul Ricard**  
International GT Open  
Private test - 1  
Lap Analysis



4							8							
1 Ivan Peklin Bentley Continental GT3							1 Giuseppe Cipriani Lamborghini Huracan GT3 EVO							
PRO							AM							
2 Jordan Pepper Team Lazarus							2 Barone Rampante							
Lap	D	Time	Sector 1	Sector 2	Sector 3	T. Spd	Lap	D	Time	Sector 1	Sector 2	Sector 3	T. Spd	Elapsed
1		14:04:10.617	14:02:35.082	39.333	56.202	132.3	14:04:10.617	1	14:03:41.372	P 14:01:42.669	44.418	1:14.285	141.7	14:03:41.372
2		2:06.032	34.920	38.203	52.909	236.8	14:06:16.649	2	3:26.285	1:44.852	45.249	56.184	147.1	14:07:07.657
3		2:05.175	34.420	37.960	52.795	241.6	14:08:21.824	3	2:11.813	35.836	39.888	56.089	219.5	14:09:19.470
4		2:03.791	34.220	37.390	52.181	242.6	14:10:25.615	4	2:09.439	35.630	39.179	54.630	232.7	14:11:28.909
5		2:05.550	34.262	37.302	53.986	244.8	14:12:31.165	5	2:06.736	34.761	38.144	53.831	232.7	14:13:35.645
6		<b>2:03.275</b>	<b>33.839</b>	<b>37.287</b>	<b>52.149</b>	243.7	14:14:34.440	6	4:12.951	2:41.650	37.851	53.450	233.2	14:17:48.596
7		2:11.313	P 33.893	37.327	1:00.093	244.8	14:16:45.753	7	2:22.200	P <b>34.338</b>	38.165	1:09.697	234.2	14:20:10.796
8		4:49.602	3:10.842	41.625	57.135	113.0	14:21:35.355	8	7:05.009	5:32.859	38.330	53.820	149.3	14:27:15.805
9		2:11.111	36.083	38.910	56.118	243.2	14:23:46.466	9	2:06.908	34.688	38.193	54.027	234.7	14:29:22.713
10		2:39.309	35.082	1:09.829	54.398	243.2	14:26:25.775	10	2:05.716	34.933	37.763	<b>53.020</b>	234.2	14:31:28.429
11		2:06.576	34.931	37.945	53.700	243.7	14:28:32.351	11	2:06.257	34.874	37.994	53.389	234.2	14:33:34.686
12		2:05.559	34.836	37.387	53.336	244.3	14:30:37.910	12	2:19.712	P 35.047	38.648	1:06.017	235.2	14:35:54.398
13		2:05.744	34.764	37.518	53.462	242.6	14:32:43.654	13	6:24.523	4:55.391	<b>35.357</b>	53.775	148.5	14:42:18.921
14		2:04.706	34.579	37.319	52.808	243.7	14:34:48.360	14	2:06.880	35.644	37.768	53.468	234.7	14:44:25.801
15		2:13.572	P 34.896	37.909	1:00.767	243.2	14:37:01.932	15	<b>2:05.520</b>	34.722	37.731	53.067	234.2	14:46:31.321
16		8:32.432	6:59.760	38.140	54.532	142.2	14:45:34.364	16	2:15.473	P 35.852	38.912	1:00.709	235.2	14:48:46.794
17		2:09.337	35.036	39.951	54.350	240.0	14:47:43.701	17	4:00.822	2:29.706	37.893	53.223	151.2	14:52:47.616
18		2:04.619	34.247	37.426	52.946	242.6	14:49:48.320	18	2:05.587	34.597	37.589	53.401	236.3	14:54:53.203
19		2:05.965	34.442	37.481	54.042	242.6	14:51:54.285	19	2:10.283	36.623	38.215	55.445	235.8	14:57:03.486
20		2:06.752	34.476	37.719	54.557	243.2	14:54:01.037	20	2:07.223	34.546	38.202	54.475	235.2	14:59:10.709
21		2:11.648	34.565	40.849	56.234	245.4	14:56:12.685	21	2:23.736	P 39.517	37.807	1:06.412	233.2	15:01:34.445
22		2:03.958	34.292	37.418	52.248	243.7	14:58:16.643							
23		2:33.926	P 39.175	43.640	1:11.111	188.4	15:00:50.569							

7							11								
1 Brendan Iribre McLaren 720 S GT3							1 Jens Reno Moller Honda NSX GT3 Evo								
PROAM							PROAM								
2 Ollie Millroy Inception Racing							2 Marcus Paverud Reno Racing								
Lap	D	Time	Sector 1	Sector 2	Sector 3	T. Spd	Lap	D	Time	Sector 1	Sector 2	Sector 3	T. Spd	Elapsed	
1		14:02:34.758	P 14:00:54.999	38.660	1:01.099	145.3	14:02:34.758	1	14:10:23.459	P	14:07:40.121	2:43.338		14:10:23.459	
2		3:45.301	2:12.540	39.460	53.301	137.9	14:06:20.059	2	2:25.340		51.653	38.630	55.057	150.2	14:12:48.799
3		2:10.884	P 34.686	37.158	59.040	236.3	14:08:30.943	3	2:07.240	35.710	37.558	53.972	240.5	14:14:56.039	
4		5:45.453	3:58.349	37.552	1:09.552	148.7	14:14:16.396	4	2:05.089	34.352	37.233	53.504	241.6	14:17:01.128	
5		2:04.418	34.543	37.293	52.582	238.4	14:16:20.814	5	2:06.119	35.192	37.508	53.419	240.0	14:19:07.247	
6		2:04.169	34.363	37.039	52.767	237.8	14:18:24.983	6	3:23.751	P 34.962	37.128	2:11.661	242.6	14:22:30.998	
7		<b>2:02.991</b>	<b>33.898</b>	36.997	52.096	240.0	14:20:27.974	7	2:22.883	51.077	37.685	54.121	150.0	14:24:53.881	
8		2:03.285	34.023	37.164	52.098	239.4	14:22:31.259	8	2:09.570	34.701	38.914	55.955	241.0	14:27:03.451	
9		2:12.049	P 34.146	38.383	59.520	240.0	14:24:43.308	9	<b>2:02.836</b>	34.202	36.810	<b>51.824</b>	243.7	14:29:06.287	
10		5:22.428	3:51.414	37.390	53.624	133.0	14:30:05.736	10	2:03.054	<b>34.013</b>	36.768	52.273	241.0	14:31:09.341	
11		2:07.012	36.014	37.682	53.316	237.8	14:32:12.748	11	2:10.376	34.794	38.355	57.227	238.9	14:33:19.717	
12		2:06.114	34.850	38.205	53.059	236.8	14:34:18.862	12	2:02.906	34.020	36.787	52.099	241.6	14:35:22.623	
13		2:05.143	34.723	37.580	52.840	237.3	14:36:24.005	13	3:18.477	P 34.316	37.378	2:06.783	241.6	14:38:41.100	
14		2:05.750	34.805	37.723	53.222	238.9	14:38:29.755	14	2:29.982	56.403	38.841	54.738	139.8	14:41:11.082	
15		2:05.841	34.793	38.397	52.651	239.4	14:40:35.596	15	2:06.188	34.875	37.960	53.353	242.1	14:43:17.270	
16		2:04.678	34.542	37.172	52.964	239.4	14:42:40.274	16	2:07.155	35.431	37.536	54.188	242.6	14:45:24.425	
17		2:04.692	34.704	37.083	52.905	238.4	14:44:44.966	17	2:04.186	34.733	<b>35.887</b>	53.566	241.6	14:47:28.611	
18		2:12.184	P 34.402	37.314	1:00.468	238.9	14:46:57.150	18	2:06.283	34.541	37.569	54.173	241.0	14:49:34.894	
19		4:25.899	2:47.420	38.632	59.847	140.0	14:51:23.049	19	2:07.773	35.059	38.224	54.490	242.1	14:51:42.667	
20		2:03.430	34.049	37.332	<b>52.049</b>	238.4	14:53:26.479	20	2:52.636	P 34.498	37.310	1:40.828	241.6	14:54:35.303	
21		2:03.704	34.176	37.140	52.388	238.9	14:55:30.183	21	2:29.652	53.217	37.580	58.855	145.5	14:57:04.955	
22		2:03.330	34.329	<b>36.735</b>	52.266	238.9	14:57:33.513	22	2:08.678	36.271	38.386	54.021	242.6	14:59:13.633	
23		2:03.481	34.335	36.872	52.274	238.4	14:59:36.994	23			35.388	41.900		241.6	
24		2:19.306	P 34.027	40.964	1:04.315	238.9	15:01:56.300								





**Paul Ricard**  
**International GT Open**  
**Private test - 1**  
**Lap Analysis**

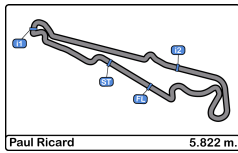


14							19							
AM							PRO							
Lap	D	Time	Sector 1	Sector 2	Sector 3	T. Spd	Lap	D	Time	Sector 1	Sector 2	Sector 3	T. Spd	Elapsed
1		14:05:45.396	P 14:04:02.017	39.136	1:04.243	143.4	14:05:45.396	1	14:00:20.453	P				14:00:20.453
2		2:57.372	1:27.381	37.548	52.443	149.1	14:08:42.768	2	2:25.879	52.733	38.546	54.600	144.7	14:02:46.332
3		2:04.826	34.944	37.538	52.344	235.8	14:10:47.594	3	2:07.690	35.941	38.064	53.685	232.2	14:04:54.022
4		2:16.592	34.330	49.589	52.673	238.9	14:13:04.186	4	2:05.892	35.011	37.717	53.164	228.8	14:06:59.914
5		<b>2:03.367</b>	34.154	37.226	<b>51.987</b>	237.8	14:15:07.553	5	2:05.001	34.565	37.543	52.893	232.7	14:09:04.915
6		2:04.153	34.348	37.581	52.224	239.4	14:17:11.706	6	2:06.619	34.502	37.556	54.561	233.2	14:11:11.534
7		2:13.349	34.308	37.587	1:01.454	239.4	14:19:25.055	7	2:04.406	34.357	37.326	52.723	236.3	14:13:15.940
8		2:04.403	34.132	37.661	52.610	238.4	14:21:29.458	8	5:12.341	P 34.737	38.374	3:59.230	235.8	14:18:28.281
9		2:20.666	P 34.098	46.081	1:00.487	236.8	14:23:50.124	9	2:24.590	52.466	39.213	52.911	119.7	14:20:52.871
10		4:37.637	3:05.574	38.039	54.024	138.8	14:28:27.761	10	2:03.796	34.193	37.317	52.286	233.2	14:22:56.667
11		2:06.942	35.219	38.160	53.563	239.4	14:30:34.703	11	2:04.009	34.132	37.318	52.559	233.2	14:25:00.676
12		2:05.519	34.867	37.502	53.150	237.8	14:32:40.222	12	2:04.256	34.136	37.696	52.424	234.2	14:27:04.932
13		2:04.032	34.554	<b>37.053</b>	52.425	238.4	14:34:44.254	13	7:39.625	P 34.868	38.159	6:26.598	234.7	14:34:44.557
14		2:04.912	34.106	37.464	53.342	238.9	14:36:49.166	14	2:29.184	53.317	40.755	55.112	144.9	14:37:13.741
15		2:05.780	34.638	37.277	53.865	240.5	14:38:54.946	15	2:10.839	38.483	38.832	53.524	231.7	14:39:24.580
16		2:03.821	34.250	37.053	52.518	241.0	14:40:58.767	16	2:05.446	35.114	37.615	52.717	231.7	14:41:30.026
17		2:04.092	34.124	37.303	52.665	239.4	14:43:02.859	17	2:04.338	34.084	37.398	52.856	233.7	14:43:34.364
18		2:45.811	P <b>33.813</b>	37.163	1:34.835	240.0	14:45:48.670	18	2:03.723	34.023	37.327	52.373	232.7	14:45:38.087
19		5:22.395	3:51.048	37.944	53.403	145.9	14:51:11.065	19	<b>2:03.203</b>	34.044	<b>37.142</b>	<b>52.017</b>	235.2	14:47:41.290
20		2:06.352	34.405	37.242	54.705	237.8	14:53:17.417	20	5:07.548	P <b>33.952</b>	37.146	3:56.450	233.7	14:52:48.838
21		2:05.141	34.355	37.699	53.087	240.0	14:55:22.558	21			8:02.591		49.2	
22		2:04.307	34.336	37.250	52.721	238.9	14:57:26.865							
23		2:04.093	34.075	37.416	52.602	237.3	14:59:30.958							
24		2:24.102	P 33.958	45.573	1:04.571	239.4	15:01:55.060							

17							
AM							
Lap	D	Time	Sector 1	Sector 2	Sector 3	T. Spd	Elapsed
1		14:05:07.800	14:03:26.674	42.407	58.719	135.6	14:05:07.800
2		2:14.757	37.276	40.180	57.301	229.7	14:07:22.557
3		2:13.747	37.002	39.907	56.838	233.7	14:09:36.304
4		2:12.001	36.647	39.492	55.862	232.7	14:11:48.305
5		2:11.255	36.288	38.908	56.059	234.7	14:13:59.560
6		2:17.287	P 35.956	39.036	1:02.295	235.2	14:16:16.847
7		5:40.901	4:04.730	40.355	55.816	138.2	14:21:57.748
8		2:09.227	35.430	38.913	54.884	234.7	14:24:06.975
9		2:08.420	35.581	38.476	54.363	234.2	14:26:15.395
10		2:10.612	36.809	38.366	55.437	216.0	14:28:26.007
11		2:16.953	P 35.608	38.316	1:03.029	234.7	14:30:42.960
12		4:58.202	3:18.923	42.182	57.097	140.9	14:35:41.162
13		2:08.819	35.835	38.156	54.828	234.2	14:37:49.981
14		2:07.304	35.004	38.817	53.483	234.2	14:39:57.285
15		2:12.488	35.001	<b>37.877</b>	59.610	234.2	14:42:09.773
16		<b>2:06.115</b>	34.974	37.882	<b>53.259</b>	232.2	14:44:15.888
17		2:13.528	P <b>34.589</b>	38.192	1:00.747	234.2	14:46:29.416
18		7:30.305	5:54.438	40.250	55.617	144.3	14:53:59.721
19		2:14.394	35.152	42.971	56.271	234.2	14:56:14.115
20		2:07.080	35.244	38.237	53.599	233.7	14:58:21.195
21		2:33.446	P 35.030	44.504	1:13.912	235.2	15:00:54.641

22							
PROAM							
Lap	D	Time	Sector 1	Sector 2	Sector 3	T. Spd	Elapsed
1		14:02:26.781	14:00:50.135	40.738	55.908	141.7	14:02:26.781
2		2:06.798	35.705	37.760	53.333	233.2	14:04:33.579
3		2:16.765	P 35.399	37.782	1:03.584	233.2	14:06:50.344
4		4:10.430	2:36.054	37.930	56.446	145.3	14:11:00.774
5		2:06.078	34.384	39.159	52.535	233.2	14:13:06.852
6		2:04.068	34.118	37.582	52.368	236.3	14:15:10.920
7		2:04.081	34.193	37.369	52.519	236.8	14:17:15.001
8		2:15.321	P 34.387	37.873	1:03.061	236.8	14:19:30.322
9		4:41.420	3:08.770	37.860	54.790	146.5	14:24:11.742
10		2:03.813	34.247	37.419	52.147	236.8	14:26:15.555
11		<b>2:03.171</b>	33.973	<b>37.303</b>	<b>51.895</b>	236.8	14:28:18.726
12		2:13.809	P <b>33.928</b>	37.615	1:02.266	236.8	14:30:32.535
13		8:25.375	6:47.636	40.097	57.642	125.4	14:38:57.910
14		2:11.065	37.490	38.700	54.875	219.9	14:41:08.975
15		2:10.268	36.315	39.413	54.540	235.2	14:43:19.243
16		2:09.047	35.762	38.227	55.058	235.2	14:45:28.290
17		2:17.935	P 35.551	38.199	1:04.185	233.7	14:47:46.225
18		3:59.882	2:25.831	38.149	55.902	126.4	14:51:46.107
19		2:10.593	37.074	39.425	54.094	236.8	14:53:56.700
20		2:10.023	37.366	38.704	53.953	235.2	14:56:06.723
21		2:07.481	35.542	38.303	53.636	234.7	14:58:14.204
22		2:35.117	P 40.824	43.806	1:10.487	190.4	15:00:49.321





**Paul Ricard**  
**International GT Open**  
**Private test - 1**  
**Lap Analysis**



**47**

1 Alexander Moiseev Mercedes AMG GT3 - 2020  
 PROAM 2 Loris Spinelli AKM Motorsport

Lap	D	Time	Sector 1	Sector 2	Sector 3	T. Spd	Elapsed
1		14:05:25.616 P	14:03:36.123	46.271	1:03.222	126.0	14:05:25.616
2		3:39.866	2:10.037	37.462	52.367	148.9	14:09:05.482
3		2:05.361	34.395	38.555	52.411	235.8	14:11:10.843
4		2:02.658	33.872	37.196	51.590	237.3	14:13:13.501
5		2:09.372 P	33.908	36.879	58.585	241.0	14:15:22.873
6		4:30.867	3:02.127	37.025	51.715	148.3	14:19:53.740
7		2:01.942	33.896	36.719	51.327	238.4	14:21:55.682
8		2:08.435 P	33.738	36.940	57.757	236.8	14:24:04.117
9		6:24.897	4:42.915	40.818	1:01.164	148.9	14:30:29.014
10		2:20.400 P	36.443	39.964	1:03.993	234.2	14:32:49.414
11		14:31.278	12:52.422	40.813	58.043	152.7	14:47:20.692
12		2:12.991	36.242	40.051	56.698	233.2	14:49:33.683
13		2:12.001	35.854	39.863	56.284	235.2	14:51:45.684
14		2:12.684	36.945	40.334	55.405	236.8	14:53:58.368
15		2:17.921	36.139	41.660	1:00.122	236.8	14:56:16.289
16		2:10.861	36.672	38.973	55.216	236.3	14:58:27.150
17		2:30.501 P	35.797	38.365	1:16.339	235.8	15:00:57.651

**48**

1 Markus Sattler Mercedes AMG GT3 - 2020  
 PROAM 2 Nico Bastian Winward

Lap	D	Time	Sector 1	Sector 2	Sector 3	T. Spd	Elapsed
1		14:00:18.553 P			14:00:18.553		14:00:18.553
2		2:29.534	53.901	39.013	56.620	137.2	14:02:48.087
3		2:09.800	34.884	36.122	58.794	235.2	14:04:57.887
4		2:04.549	34.563	37.859	52.127	234.7	14:07:02.436
5		2:03.445	34.151	37.377	51.917	237.8	14:09:05.881
6		2:04.083	34.300	37.437	52.346	238.4	14:11:09.964
7		4:09.686 P	33.904	37.069	2:58.713	236.8	14:15:19.650
8		2:19.024	50.152	37.263	51.609	145.9	14:17:38.674
9		2:01.562	33.560	36.676	51.326	236.8	14:19:40.236
10		2:01.569	33.631	36.722	51.216	240.0	14:21:41.805
11		2:02.986	33.579	36.785	52.622	239.4	14:23:44.791
12		2:02.145	33.740	36.862	51.543	238.4	14:25:46.936
13		5:51.891 P	34.191	37.174	4:40.526	238.9	14:31:38.827
14		2:30.501	53.220	40.589	56.692	144.3	14:34:09.328
15		2:08.807	36.232	38.315	54.260	234.2	14:36:18.135
16		2:09.417	36.846	38.140	54.431	226.8	14:38:27.552
17		2:14.460	35.854	43.164	55.442	237.3	14:40:42.012
18		2:07.047	35.249	37.853	53.945	237.8	14:42:49.059
19		2:06.358	35.003	37.623	53.732	236.8	14:44:55.417
20		5:25.862 P	34.947	1:00.700	3:50.215	236.8	14:50:21.279
21		2:23.193	51.711	37.820	53.662	146.3	14:52:44.472
22		2:07.127	35.190	37.748	54.189	237.8	14:54:51.599
23		2:12.415	39.167	38.139	55.109	229.7	14:57:04.014
24		2:08.383	35.602	37.720	55.061	237.8	14:59:12.397
25			39.347	42.839		238.4	

**63**

1 Michele Beretta Lamborghini Huracan GT3 EVO  
 PRO 2 Frederik Schandorff Vincenzo Sospiri Racing

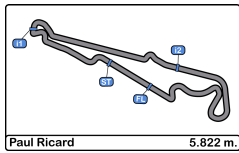
Lap	D	Time	Sector 1	Sector 2	Sector 3	T. Spd	Elapsed
1		14:00:56.152 P			14:00:56.152		14:00:56.152
2		2:31.370	57.354	38.210	55.806	129.4	14:03:27.522
3		2:08.083	35.182	39.351	53.550	229.2	14:05:35.605
4		2:05.187	34.616	37.671	52.900	231.2	14:07:40.792
5		2:04.288	34.207	37.504	52.577	233.7	14:09:45.080
6		2:04.477	34.162	37.509	52.806	234.2	14:11:49.557
7		6:10.182 P	36.501	37.868	4:55.813	234.2	14:17:59.739
8		2:22.333	51.114	38.350	52.869	144.9	14:20:22.072
9		2:03.435	34.028	37.416	51.991	232.2	14:22:25.507
10		2:03.244	33.962	37.380	51.902	234.2	14:24:28.751
11		2:03.533	33.958	37.379	52.196	233.7	14:26:32.284
12		2:09.765	35.355	38.085	56.325	235.8	14:28:42.049
13		2:03.542	34.047	37.217	52.278	233.2	14:30:45.591
14		6:12.148 P	34.263	37.296	5:00.589	231.7	14:36:57.739
15		2:23.608	53.023	37.913	52.672	118.4	14:39:21.347
16		2:03.970	34.202	37.652	52.116	233.7	14:41:25.317
17		2:04.707	33.944	38.026	52.737	233.2	14:43:30.024
18		2:03.697	34.031	37.290	52.376	232.7	14:45:33.721
19		5:37.803 P	33.926	37.495	4:26.382	233.7	14:51:11.524
20		2:25.482	49.561	37.514	58.407	147.3	14:53:37.006
21		2:03.213	34.070	37.351	51.792	233.2	14:55:40.219
22		2:03.404	33.864	37.396	52.144	232.2	14:57:43.623
23		2:03.299	33.893	37.346	52.060	233.7	14:59:46.922
24			34.102	37.688		233.2	

**72**

1 Nick Moss McLaren 720 S GT3  
 PROAM 2 Joe Osborne Inception Racing

Lap	D	Time	Sector 1	Sector 2	Sector 3	T. Spd	Elapsed
1		14:02:22.180	14:00:50.348	38.379	53.453	146.5	14:02:22.180
2		2:05.354	34.655	37.807	52.892	234.7	14:04:27.534
3		2:04.552	34.338	37.553	52.661	232.7	14:06:32.086
4		2:03.901	34.125	37.545	52.231	236.3	14:08:35.987
5		2:10.209 P	34.211	37.356	58.642	236.3	14:10:46.196
6		8:19.219	6:49.038	37.584	52.597	135.1	14:19:05.415
7		2:02.198	33.938	36.902	51.358	236.3	14:21:07.613
8		2:02.709	33.534	36.910	52.265	236.8	14:23:10.322
9		2:19.231 P	34.144	45.200	59.887	235.8	14:25:29.553
10		3:49.730	2:15.904	38.376	55.450	142.1	14:29:19.283
11		2:06.602	35.777	37.437	53.388	235.8	14:31:25.885
12		2:05.407	35.119	37.265	53.023	234.7	14:33:31.292
13		2:05.763	35.014	37.657	53.092	237.8	14:35:37.055
14		2:05.010	34.751	37.280	52.979	237.3	14:37:42.065
15		2:06.105	35.123	37.565	53.417	236.8	14:39:48.170
16		2:06.023	35.175	37.331	53.517	236.8	14:41:54.193
17		2:15.447 P	34.713	37.265	1:03.469	237.3	14:44:09.640
18		6:05.311	4:33.972	38.149	53.190	150.4	14:50:14.951
19		2:05.198	35.091	37.205	52.902	234.7	14:52:20.149
20		2:07.228	35.697	38.265	53.266	237.3	14:54:27.377
21		2:06.181	35.019	37.854	53.308	236.8	14:56:33.558
22		2:17.536	34.829	37.463	1:05.244	237.3	14:58:51.094
23		2:22.125 P	34.806	37.363	1:09.956	236.8	15:01:13.219





**Paul Ricard**  
**International GT Open**  
**Private test - 1**  
**Lap Analysis**



**77**

1 Al Faisal Al Zubair Porsche 911 GT3-R II 2019

PRO 2 Andy Soucek Lechner Racing

Lap	D	Time	Sector 1	Sector 2	Sector 3	T. Spd	Elapsed
1		14:01:04.394 P			14:01:04.394		14:01:04.394
2		2:37.236	58.611	40.567	58.058	130.7	14:03:41.630
3		2:12.347	36.871	39.594	55.882	234.2	14:05:53.977
4		2:12.002	35.945	38.546	57.511	237.8	14:08:05.979
5		2:08.898	35.997	38.193	54.708	237.3	14:10:14.877
6		2:09.990	36.184	39.298	54.508	239.4	14:12:24.867
7		2:06.273	35.257	37.642	53.374	238.9	14:14:31.140
8		2:06.609	34.836	37.520	54.253	239.4	14:16:37.749
9		2:05.689	34.789	37.680	53.220	238.4	14:18:43.438
10		2:05.423	34.890	37.561	52.972	238.9	14:20:48.861
11		2:04.746	34.581	37.336	52.829	240.0	14:22:53.607
12		2:05.012	34.513	37.251	53.248	238.9	14:24:58.619
13		2:07.637	35.407	37.853	54.377	238.9	14:27:06.256
14		2:06.519	35.548	38.468	52.503	240.5	14:29:12.775
15		2:08.213	35.086	38.031	55.096	238.9	14:31:20.988
16		4:45.892 P	35.012	37.269	3:33.611	237.3	14:36:06.880
17		2:26.146	52.645	37.907	55.594	149.1	14:38:33.026
18		2:03.889	34.075	37.827	51.987	238.9	14:40:36.915
19		2:07.907	34.042	37.035	56.830	238.9	14:42:44.822
20		2:03.599	34.032	37.482	52.085	238.4	14:44:48.421
21		2:06.926	35.437	38.988	52.501	239.4	14:46:55.347
22		2:03.394	33.846	37.222	52.326	238.4	14:48:58.741
23		2:03.498	34.136	37.237	52.125	239.4	14:51:02.239
24		2:03.022	34.031	37.092	51.899	238.4	14:53:05.261
25		2:02.535	33.839	37.046	51.650	239.4	14:55:07.796
26		2:19.902 P	36.044	38.856	1:05.002	238.4	14:57:27.698
27			51.710	37.444		151.4	

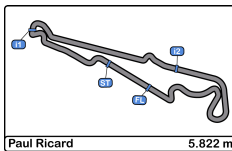
**88**

1 Patryk Krupinski McLaren 720 S GT3

PROAM 2 Christian Klien JP Motorsport

Lap	D	Time	Sector 1	Sector 2	Sector 3	T. Spd	Elapsed
1		14:00:04.862 P			14:00:04.862		14:00:04.862
2		2:35.195	59.112	40.250	55.833	125.0	14:02:40.057
3		2:04.507	34.821	37.228	52.458	238.4	14:04:44.564
4		2:02.957	34.308	36.792	51.857	237.8	14:06:47.521
5		2:02.125	33.803	36.840	51.482	240.5	14:08:49.646
6		4:16.025 P	34.718	38.525	3:02.782	239.4	14:13:05.671
7		2:31.800	51.085	45.581	55.134	149.3	14:15:37.471
8		2:01.852	33.680	36.546	51.626	240.5	14:17:39.323
9		4:03.924 P	33.859	36.485	2:53.580	241.6	14:21:43.247
10		2:20.440	50.522	37.473	52.445	148.9	14:24:03.687
11		2:01.393	33.669	36.487	51.237	240.0	14:26:05.080
12		2:01.458	33.492	36.556	51.410	241.0	14:28:06.538
13		3:50.984 P	34.973	38.217	2:37.794	242.1	14:31:57.522
14		2:30.061	57.269	37.778	55.014	114.0	14:34:27.583
15		2:04.434	34.462	36.848	53.124	238.9	14:36:32.017
16		2:03.912	34.179	36.923	52.810	242.1	14:38:35.929
17		2:05.087	34.270	37.111	53.706	242.6	14:40:41.016
18		6:23.232 P	33.890	37.148	5:12.194	242.1	14:47:04.248
19			56.059	45.811		147.3	





**Paul Ricard**  
**International GT Open**  
**Private test - 1**  
**Best Sectors Results**



Sector - 1				Sector - 2				Sector - 3				Ideal Lap vs Best Lap				
Clas	Nº	Driver	Time	Nº	Driver	Time	Nº	Driver	Time	Clas	Nº	Driver	Ideal Lap	Best Lap	Clas	
1	88	Krupinski - Klien	33.492	8	Giuseppe Cipriani	35.357	48	Sattler - Bastian	51.216	1	48	Sattler - Bastian	2:00.898	2:01.562	2	
2	72	Moss - Osborne	33.534	11	Reno Moller - Paverud	35.887	88	Krupinski - Klien	51.237	2	88	Krupinski - Klien	2:01.214	2:01.393	1	
3	48	Sattler - Bastian	33.560	48	Sattler - Bastian	36.122	47	Moiseev - Spinelli	51.327	3	11	Reno Moller - Paverud	2:01.724	2:02.836	6	
4	47	Moiseev - Spinelli	33.738	88	Krupinski - Klien	36.485	72	Moss - Osborne	51.358	4	47	Moiseev - Spinelli	2:01.784	2:01.942	3	
5	14	Scholze - Liebhauser	33.813	47	Moiseev - Spinelli	36.719	77	Al Zubair - Soucek	51.650	5	72	Moss - Osborne	2:01.794	2:02.198	4	
6	77	Al Zubair - Soucek	33.839	7	Iribe - Millroy	36.735	63	Beretta - Schandorff	51.792	6	77	Al Zubair - Soucek	2:02.524	2:02.535	5	
7	4	Peklin - Pepper	33.839	72	Moss - Osborne	36.902	11	Reno Moller - Paverud	51.824	7	7	Iribe - Millroy	2:02.682	2:02.991	7	
8	63	Beretta - Schandorff	33.864	77	Al Zubair - Soucek	37.035	22	Balfe - Carroll	51.895	8	8	Giuseppe Cipriani	2:02.715	2:05.520	13	
9	7	Iribe - Millroy	33.898	14	Scholze - Liebhauser	37.053	14	Scholze - Liebhauser	51.987	9	14	Scholze - Liebhauser	2:02.853	2:03.367	12	
10	22	Balfe - Carroll	33.928	19	Moulin - Nemoto	37.142	19	Moulin - Nemoto	52.017	10	63	Beretta - Schandorff	2:02.873	2:03.213	10	
11	19	Moulin - Nemoto	33.952	63	Beretta - Schandorff	37.217	7	Iribe - Millroy	52.049	11	19	Moulin - Nemoto	2:03.111	2:03.203	9	
12	11	Reno Moller - Paverud	34.013	4	Peklin - Pepper	37.287	4	Peklin - Pepper	52.149	12	22	Balfe - Carroll	2:03.126	2:03.171	8	
13	8	Giuseppe Cipriani	34.338	22	Balfe - Carroll	37.303	8	Giuseppe Cipriani	53.020	13	4	Peklin - Pepper	2:03.275	2:03.275	11	
14	17	McKansy - Seyffert	34.589	17	McKansy - Seyffert	37.877	17	McKansy - Seyffert	53.259	14	17	McKansy - Seyffert	2:05.725	2:06.115	14	







**Paul Ricard**  
**International GT Open**  
**Private test - 1**  
**Best 5 Lap Times**



Paul Ricard 5.822 m.

Cl	N°	Entrant/Team	Nat	Driver 1	Nat	Status	Driver 2	Nat	Status	Vehicle	Cat	Cl	Best 1		Best 2		Best 3		Best 4		Best 5	
													Time	Lap	Time	Lap	Time	Lap	Time	Lap	Time	Lap
1	88	JP Motorsport	POL	Patryk Krupinski	POL		Christian Klien	AUT		McLaren 720 S GT3	PROAM	1	2:01.393	11	2:01.458	12	2:01.852	8	2:02.125	5	2:02.957	4
2	48	Winward	DEU	Markus Sattler	DEU		Nico Bastian	DEU		Mercedes AMG GT3 - 2020	PROAM	2	2:01.562	9	2:01.569	10	2:02.145	12	2:02.986	11	2:03.445	5
3	47	AKM Motorsport	SMR	Alexander Moiseev	RUS		Loris Spinelli	ITA		Mercedes AMG GT3 - 2020	PROAM	3	2:01.942	7	2:02.658	4	2:05.361	3	2:08.435	8	2:09.372	5
4	72	Inception Racing	GBR	Nick Moss	GBR		Joe Osborne	GBR		McLaren 720 S GT3	PROAM	4	2:02.198	7	2:02.709	8	2:03.901	4	2:04.552	3	2:05.010	14
5	77	Lechner Racing	AUT	Al Faisal Al Zubair	OMN		Andy Soucek	ESP		Porsche 911 GT3-R II 2019	PRO	1	2:02.535	25	2:03.022	24	2:03.394	22	2:03.498	23	2:03.599	20
6	11	Reno Racing	DNK	Jens Reno Moller	DNK		Marcus Paverud	NOR		Honda NSX GT3 Evo	PROAM	5	2:02.836	9	2:02.906	12	2:03.054	10	2:04.186	17	2:05.089	4
7	7	Inception Racing	GBR	Brendan Iribe	USA		Ollie Millroy	GBR		McLaren 720 S GT3	PROAM	6	2:02.991	7	2:03.285	8	2:03.330	22	2:03.430	20	2:03.481	23
8	22	Balfe Motorsport	GBR	Shaun Balfe	GBR		Adam Carroll	GBR		Audi R8 GT3 LMS 2019	PROAM	7	2:03.171	11	2:03.813	10	2:04.068	6	2:04.081	7	2:06.078	5
9	19	Vincenzo Sospiri Racing	ITA	Baptiste Moulin	BEL		Yuki Nemoto	JPN		Lamborghini Huracan GT3 EVO	PRO	2	2:03.203	19	2:03.723	18	2:03.796	10	2:04.009	11	2:04.256	12
10	63	Vincenzo Sospiri Racing	ITA	Michele Beretta	ITA		Frederik Schandorff	DNK		Lamborghini Huracan GT3 EVO	PRO	3	2:03.213	21	2:03.244	10	2:03.299	23	2:03.404	22	2:03.435	9
11	4	Team Lazarus	ITA	Ivan Peklin	UKR		Jordan Pepper	ZAF		Bentley Continental GT3	PRO	4	2:03.275	6	2:03.791	4	2:03.958	22	2:04.619	18	2:04.706	14
12	14	AKM Motorsport	SMR	Florian Scholze	DEU		Jens Liebhauser	DEU		Mercedes AMG GT3 - 2020	AM	1	2:03.367	5	2:03.821	16	2:04.032	13	2:04.092	17	2:04.093	23
13	8	Barone Rampante	ITA	Giuseppe Cipriani	ITA					Lamborghini Huracan GT3 EVO	AM	2	2:05.520	15	2:05.587	18	2:05.716	10	2:06.257	11	2:06.736	5
14	17	HP Racing International	DEU	Coach McKansy	DEU		Jan Seyffert	DEU		Lamborghini Huracan GT3 EVO	AM	3	2:06.115	16	2:07.080	20	2:07.304	14	2:08.420	9	2:08.819	13





**Paul Ricard**  
**International GT Open**  
**Private test - 1**  
**Best 5 Top Speeds**



Cl	N°	Entrant/Team	Nat	Driver 1	Nat	Driver 2	Nat	Vehicle	Cat	Cl	Top 1		Top 2		Top 3		Top 4		Top 5		Avg
											Km/h	Lap	Km/h	Lap	Km/h	Lap	Km/h	Lap	Km/h	Lap	
1	4	Team Lazarus	ITA	Ivan Peklin	UKR	Jordan Pepper	UKR	Bentley Continental GT3	PRO	1	245.4	21	244.8	5	244.8	7	244.3	12	243.7	6	244.6
2	11	Reno Racing	DNK	Jens Reno Moller	DNK	Marcus Paverud	NOR	Honda NSX GT3 Evo	PROAM	1	243.7	9	242.6	6	242.6	16	242.6	22	242.1	15	242.8
3	88	JP Motorsport	POL	Patryk Krupinski	POL	Christian Klien	AUT	McLaren 720 S GT3	PROAM	2	242.6	17	242.1	13	242.1	16	242.1	18	241.6	9	242.1
4	14	AKM Motorsport	SMR	Florian Scholze	DEU	Jens Liebhauser	DEU	Mercedes AMG GT3 - 2020	AM	1	241.0	16	240.5	15	240.0	18	240.0	21	239.4	6	240.2
5	47	AKM Motorsport	SMR	Alexander Moiseev	RUS	Loris Spinelli	ITA	Mercedes AMG GT3 - 2020	PROAM	3	241.0	5	238.4	7	237.3	4	236.8	8	236.8	14	238.1
6	77	Lechner Racing	AUT	Al Faisal Al Zubair	OMN	Andy Soucek	ESP	Porsche 911 GT3-R II 2019	PRO	2	240.5	14	240.0	11	239.4	6	239.4	8	239.4	21	239.7
7	7	Inception Racing	GBR	Brendan Iribe	USA	Ollie Millroy	GBR	McLaren 720 S GT3	PROAM	4	240.0	7	240.0	9	239.4	8	239.4	15	239.4	16	239.6
8	48	Winward	DEU	Markus Sattler	DEU	Nico Bastian	DEU	Mercedes AMG GT3 - 2020	PROAM	5	240.0	10	239.4	11	238.9	13	238.4	6	238.4	12	239.0
9	72	Inception Racing	GBR	Nick Moss	GBR	Joe Osborne	GBR	McLaren 720 S GT3	PROAM	6	237.8	13	237.3	14	237.3	17	237.3	20	237.3	22	237.4
10	22	Balfe Motorsport	GBR	Shaun Balfe	GBR	Adam Carroll	GBR	Audi R8 GT3 LMS 2019	PROAM	7	236.8	7	236.8	8	236.8	10	236.8	11	236.8	12	236.8
11	8	Barone Rampante	ITA	Giuseppe Cipriani	ITA			Lamborghini Huracan GT3 EVO	AM	2	236.3	18	235.8	19	235.2	12	235.2	16	235.2	20	235.6
12	19	Vincenzo Sospiri Racing	ITA	Baptiste Moulin	BEL	Yuki Nemoto	JPN	Lamborghini Huracan GT3 EVO	PRO	3	236.3	7	235.8	8	235.2	19	234.7	13	234.2	12	235.2
13	63	Vincenzo Sospiri Racing	ITA	Michele Beretta	ITA	Frederik Schandorff	DNK	Lamborghini Huracan GT3 EVO	PRO	4	235.8	12	234.2	6	234.2	7	234.2	10	233.7	5	234.4
14	17	HP Racing International	DEU	Coach McKansy	DEU	Jan Seyffert	DEU	Lamborghini Huracan GT3 EVO	AM	3	235.2	6	235.2	21	234.7	5	234.7	8	234.7	11	234.9





**Paul Ricard**  
**International GT Open**  
**Private test - 1**  
**Fastest Laps Sequence**



Lap	Time of Day	Session Time	Nº	Entrant/Team	Nat	Driver 1	Nat	Driver 2	Nat	Vehicle	Cat	Time	Km/h
2	14:02:40.057	2:40.057	88	JP Motorsport		Patryk Krupinski		Christian Klien		McLaren 720 S GT3	PROAM	2:35.195	135.0
2	14:02:46.332	2:46.332	19	Vincenzo Sospiri Racing		Baptiste Moulin		Yuki Nemoto		Lamborghini Huracan GT3 EVO	PRO	2:25.879	143.6
2	14:04:27.534	4:27.534	72	Inception Racing		Nick Moss		Joe Osborne		McLaren 720 S GT3	PROAM	2:05.354	167.2
3	14:04:44.564	4:44.564	88	JP Motorsport		Patryk Krupinski		Christian Klien		McLaren 720 S GT3	PROAM	2:04.507	168.3
4	14:06:47.521	6:47.521	88	JP Motorsport		Patryk Krupinski		Christian Klien		McLaren 720 S GT3	PROAM	2:02.957	170.4
5	14:08:49.646	8:49.646	88	JP Motorsport		Patryk Krupinski		Christian Klien		McLaren 720 S GT3	PROAM	2:02.125	171.6
8	14:17:39.323	17:39.323	88	JP Motorsport		Patryk Krupinski		Christian Klien		McLaren 720 S GT3	PROAM	2:01.852	172.0
9	14:19:40.236	19:40.236	48	Winward		Markus Sattler		Nico Bastian		Mercedes AMG GT3 - 2020	PROAM	2:01.562	172.4
11	14:26:05.080	26:05.080	88	JP Motorsport		Patryk Krupinski		Christian Klien		McLaren 720 S GT3	PROAM	2:01.393	172.6





**Paul Ricard**  
**International GT Open**  
**Private test - 1**  
**Event Best Maximum Speed**



N°	Entrant/Team	Nat	Driver 1	Nat	Driver 2	Nat	Vehicle	Cat	Km/h	Session
4	Team Lazarus	ITA	Ivan Peklin	UKR	Jordan Pepper	ZAF	Bentley Continental GT3	PRO	245.4	Private test - 1
11	Reno Racing	DNK	Jens Reno Moller	DNK	Marcus Paverud	NOR	Honda NSX GT3 Evo	PROAM	243.7	Private test - 1
88	JP Motorsport	POL	Patryk Krupinski	POL	Christian Klien	AUT	McLaren 720 S GT3	PROAM	242.6	Private test - 1
47	AKM Motorsport	SMR	Alexander Moiseev	RUS	Loris Spinelli	ITA	Mercedes AMG GT3 - 2020	PROAM	241.0	Private test - 1
14	AKM Motorsport	SMR	Florian Scholze	DEU	Jens Liebhauser	DEU	Mercedes AMG GT3 - 2020	AM	241.0	Private test - 1
77	Lechner Racing	AUT	Al Faisal Al Zubair	OMN	Andy Soucek	ESP	Porsche 911 GT3-R II 2019	PRO	240.5	Private test - 1
7	Inception Racing	GBR	Brendan Iribe	USA	Ollie Millroy	GBR	McLaren 720 S GT3	PROAM	240.0	Private test - 1
48	Winward	DEU	Markus Sattler	DEU	Nico Bastian	DEU	Mercedes AMG GT3 - 2020	PROAM	240.0	Private test - 1
72	Inception Racing	GBR	Nick Moss	GBR	Joe Osborne	GBR	McLaren 720 S GT3	PROAM	237.8	Private test - 1
22	Balfe Motorsport	GBR	Shaun Balfe	GBR	Adam Carroll	GBR	Audi R8 GT3 LMS 2019	PROAM	236.8	Private test - 1
19	Vincenzo Sospiri Racing	ITA	Baptiste Moulin	BEL	Yuki Nemoto	JPN	Lamborghini Huracan GT3 EVO	PRO	236.3	Private test - 1
8	Barone Rampante	ITA	Giuseppe Cipriani	ITA			Lamborghini Huracan GT3 EVO	AM	236.3	Private test - 1
63	Vincenzo Sospiri Racing	ITA	Michele Beretta	ITA	Frederik Schandorff	DNK	Lamborghini Huracan GT3 EVO	PRO	235.8	Private test - 1
17	HP Racing International	DEU	Coach McKansy	DEU	Jan Seyffert	DEU	Lamborghini Huracan GT3 EVO	AM	235.2	Private test - 1





**Paul Ricard**  
**International GT Open**  
**Private test - 1**  
**Pit Stop Analysis**



<b>4</b>	Ivan Peklin	PRO	Team Lazarus
	Jordan Pepper		Bentley Continental GT3

Nr.	In Day Time	In Time	Out Time	Pit Time	T. Pit Time	Handicap	Penalty
1	14:16:37.426	14:16:37.426	14:19:15.079	2:37.653	2:37.653		
2	14:36:53.622	14:36:53.622	14:43:26.733	6:33.111	9:10.764		

<b>7</b>	Brendan Iribe	PROAM	Inception Racing
	Ollie Millroy		McLaren 720 S GT3

Nr.	In Day Time	In Time	Out Time	Pit Time	T. Pit Time	Handicap	Penalty
1	14:46:48.863	14:46:48.863	14:49:09.560	2:20.697	2:20.697		

<b>11</b>	Jens Reno Moller	PROAM	Reno Racing
	Marcus Paverud		Honda NSX GT3 Evo

Nr.	In Day Time	In Time	Out Time	Pit Time	T. Pit Time	Handicap	Penalty
1	14:37:25.419	14:37:25.419	14:38:58.126	1:32.707	1:32.707		
2	14:53:45.504	14:53:45.504	14:54:52.270	1:06.766	2:39.473		

<b>14</b>	Florian Scholze	AM	AKM Motorsport
	Jens Liebhauser		Mercedes AMG GT3 - 2020

Nr.	In Day Time	In Time	Out Time	Pit Time	T. Pit Time	Handicap	Penalty
1	14:45:18.083	14:45:18.083	14:49:05.842	3:47.759	3:47.759		

<b>17</b>	Coach McKansy	AM	HP Racing International
	Jan Seyffert		Lamborghini Huracan GT3 EVO

Nr.	In Day Time	In Time	Out Time	Pit Time	T. Pit Time	Handicap	Penalty
1	14:16:08.384	14:16:08.384	14:19:43.659	3:35.275	3:35.275		
2	14:46:20.936	14:46:20.936	14:51:46.003	5:25.067	9:00.342		

<b>19</b>	Baptiste Moulin	PRO	Vincenzo Sospiri Racing
	Yuki Nemoto		Lamborghini Huracan GT3 EVO

Nr.	In Day Time	In Time	Out Time	Pit Time	T. Pit Time	Handicap	Penalty
1	14:15:22.185	14:15:22.185	14:18:45.257	3:23.072	3:23.072		
2	14:49:43.347	14:49:43.347	14:53:07.459	3:24.112	6:47.184		

<b>22</b>	Shaun Balfe	PROAM	Balfe Motorsport
	Adam Carroll		Audi R8 GT3 LMS 2019

Nr.	In Day Time	In Time	Out Time	Pit Time	T. Pit Time	Handicap	Penalty
1	14:47:36.251	14:47:36.251	14:49:34.575	1:58.324	1:58.324		

<b>47</b>	Alexander Moiseev	PROAM	AKM Motorsport
	Loris Spinelli		Mercedes AMG GT3 - 2020

Nr.	In Day Time	In Time	Out Time	Pit Time	T. Pit Time	Handicap	Penalty
1	14:05:17.305	14:05:17.305	14:06:59.415	1:42.110	1:42.110		
2	14:15:14.576	14:15:14.576	14:17:52.237	2:37.661	4:19.771		
3	14:32:40.506	14:32:40.506	14:45:06.687	12:26.181	16:45.952		

<b>48</b>	Markus Sattler	PROAM	Winward
	Nico Bastian		Mercedes AMG GT3 - 2020

Nr.	In Day Time	In Time	Out Time	Pit Time	T. Pit Time	Handicap	Penalty
1	14:13:11.303	14:13:11.303	14:15:36.412	2:25.109	2:25.109		
2	14:47:27.940	14:47:27.940	14:50:37.931	3:09.991	5:35.100		

<b>63</b>	Michele Beretta	PRO	Vincenzo Sospiri Racing
	Frederik Schandorff		Lamborghini Huracan GT3 EVO

Nr.	In Day Time	In Time	Out Time	Pit Time	T. Pit Time	Handicap	Penalty
1	14:13:56.209	14:13:56.209	14:18:16.690	4:20.481	4:20.481		
2	14:32:48.227	14:32:48.227	14:37:14.627	4:26.400	8:46.881		

<b>72</b>	Nick Moss	PROAM	Inception Racing
	Joe Osborne		McLaren 720 S GT3

Nr.	In Day Time	In Time	Out Time	Pit Time	T. Pit Time	Handicap	Penalty
1	14:44:00.831	14:44:00.831	14:48:10.008	4:09.177	4:09.177		

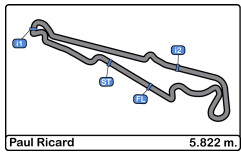
<b>77</b>	Al Faisal Al Zubair	PRO	Lechner Racing
	Andy Soucek		Porsche 911 GT3-R II 2019

Nr.	In Day Time	In Time	Out Time	Pit Time	T. Pit Time	Handicap	Penalty
1	14:33:25.025	14:33:25.025	14:36:23.703	2:58.678	2:58.678		
2	14:57:19.331	14:57:19.331	14:57:44.505	25.174	3:23.852		

<b>88</b>	Patryk Krupinski	PROAM	JP Motorsport
	Christian Klien		McLaren 720 S GT3

Nr.	In Day Time	In Time	Out Time	Pit Time	T. Pit Time	Handicap	Penalty
1	14:10:56.332	14:10:56.332	14:13:23.410	2:27.078	2:27.078		
2	14:42:48.306	14:42:48.306	14:47:21.126	4:32.820	6:59.898		

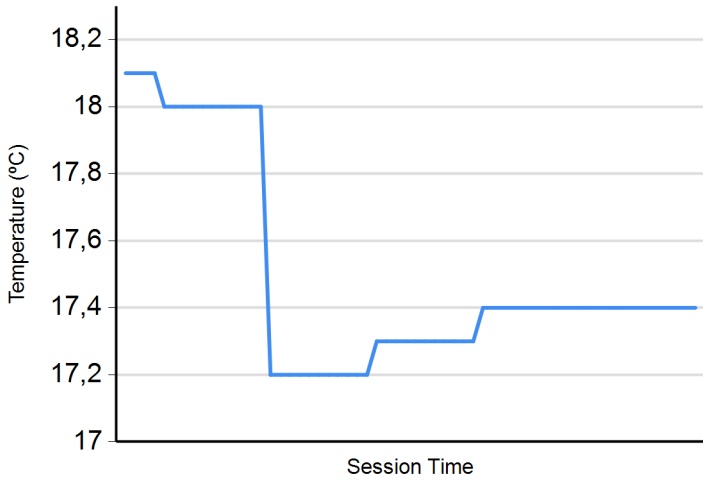




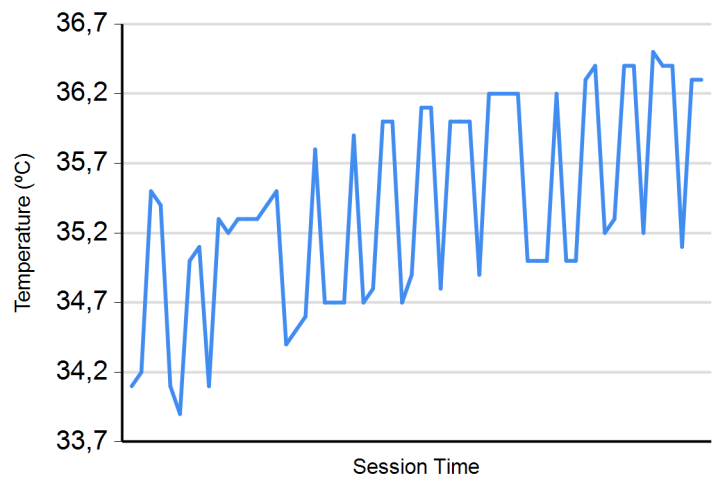
**Paul Ricard**  
**International GT Open**  
**Private test - 1**  
**Weather Report**



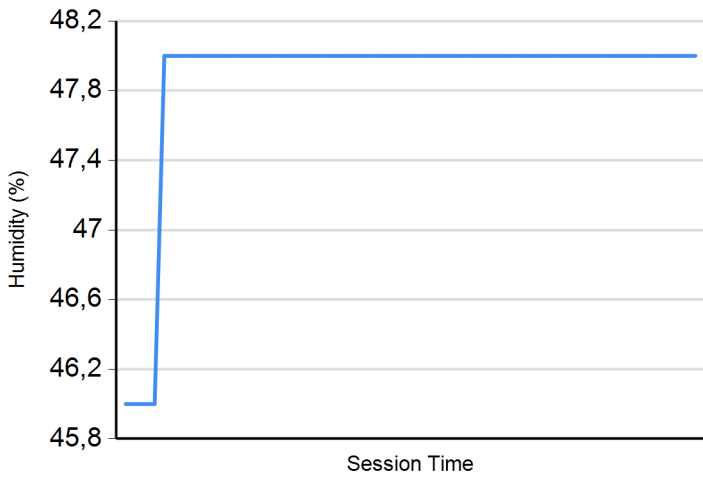
**Air Temperature**



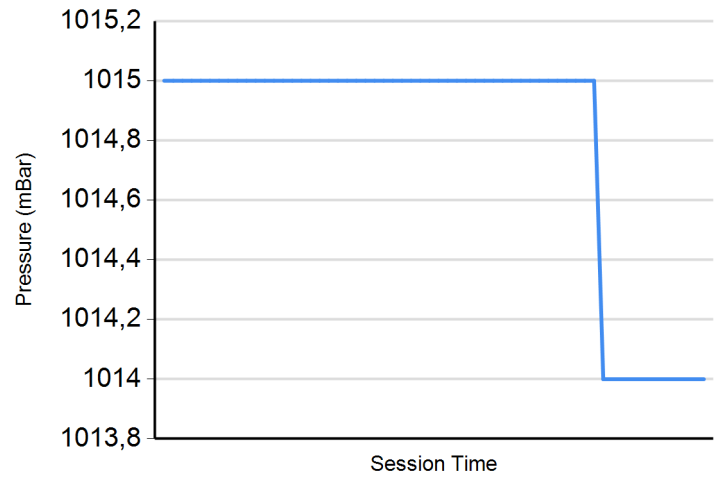
**Track Temperature**



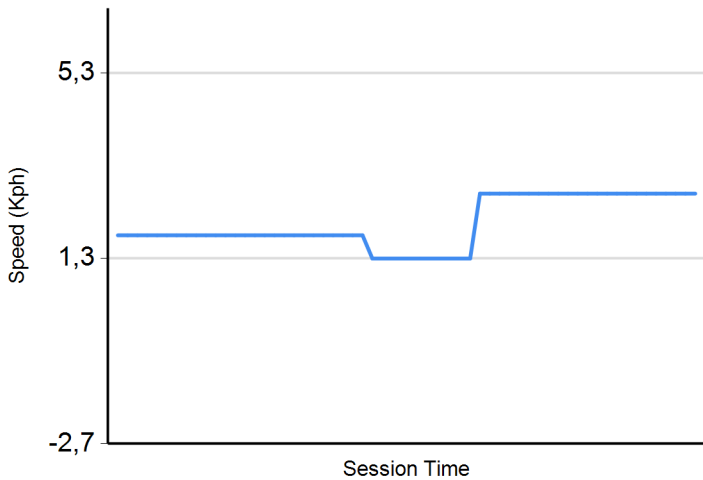
**Humidity**



**Pressure**



**Wind Speed**



**Wind direction**

North = 0°/360° Est = 90° South = 180° West = 270°

