



Paul Ricard
Euroformula Open
Private test - 1
Provisional Results



Clas	Nº	Driver	Nat	Cat	Clas	Team	Nat	Vehicle	Laps	Best	Time	Gap	Interval	Km/h
1	28	Cameron Das				Team Motopark		Dallara F320 Spiess	15	12	1:55.292			181.7
2	27	Louis Foster				CryptoTower Racing Team		Dallara F320 Spiess	16	11	1:55.544	0.252	0.252	181.3
3	34	Enzo Trulli		R	1	Drivex School		Dallara F320 HWA	20	15	1:55.905	0.613	0.361	180.8
4	25	Casper Stevenson		R	2	Van Amersfoort Racing		Dallara F320 HWA	20	16	1:56.181	0.889	0.276	180.4
5	21	Josh Mason				Double R Racing		Dallara F320 HWA	21	21	1:56.360	1.068	0.179	180.1
6	35	Enzo Scionti		R	3	Drivex School		Dallara F320 HWA	16	13	1:57.141	1.849	0.781	178.9
7	88	Filip Kaminiaz				CryptoTower Racing Team		Dallara F320 Spiess	19	13	1:57.487	2.195	0.346	178.3
8	66	Zdenek Chovanec		R	4	Double R Racing		Dallara F320 HWA	20	13	1:57.638	2.346	0.151	178.1
9	18	Nazim Azman				CryptoTower Racing Team		Dallara F320 Spiess	15	11	1:57.716	2.424	0.078	178.0
10	77	Vivien Keszthelyi				Team Motopark		Dallara F320 Spiess	17	16	1:58.644	3.352	0.928	176.6

Published at:.....

Track Temp: **34.6 °C** Air Temp: **17.7 °C** Humidity: **42 %** Track Status: **DRY**

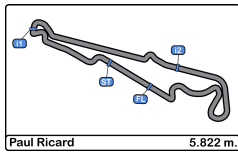
Stewards:

Race Director:

Timekeeper:

Luis Angel Garcia Nunez
 JOB/I-0020-ESP





Paul Ricard
Euroformula Open
Private test - 1
Provisional Results by Class



Clas	Nº	Driver	Nat	Cat	Clas	Team	Nat	Vehicle	Laps	Best	Time	Gap	Interval	Km/h
1	28	Cameron Das				Team Motopark		Dallara F320 Spiess	15	12	1:55.292			181.7
2	27	Louis Foster				CryptoTower Racing Team		Dallara F320 Spiess	16	11	1:55.544	0.252	0.252	181.3
3	21	Josh Mason				Double R Racing		Dallara F320 HWA	21	21	1:56.360	1.068	0.816	180.1
4	88	Filip Kaminiaz				CryptoTower Racing Team		Dallara F320 Spiess	19	13	1:57.487	2.195	1.127	178.3
5	18	Nazim Azman				CryptoTower Racing Team		Dallara F320 Spiess	15	11	1:57.716	2.424	0.229	178.0
6	77	Vivien Keszthelyi				Team Motopark		Dallara F320 Spiess	17	16	1:58.644	3.352	0.928	176.6

Rookie														
Clas	Nº	Driver	Nat	Cat	Clas	Team	Nat	Vehicle	Laps	Best	Time	Gap	Interval	Km/h
1	34	Enzo Trulli		R	1	Drivex School		Dallara F320 HWA	20	15	1:55.905			180.8
2	25	Casper Stevenson		R	2	Van Amersfoort Racing		Dallara F320 HWA	20	16	1:56.181	0.276	0.276	180.4
3	35	Enzo Scionti		R	3	Drivex School		Dallara F320 HWA	16	13	1:57.141	1.236	0.960	178.9
4	66	Zdenek Chovanec		R	4	Double R Racing		Dallara F320 HWA	20	13	1:57.638	1.733	0.497	178.1

Published at:.....

Track Temp: 34.6 °C Air Temp: 17.7 °C Humidity: 42 % Track Status: DRY

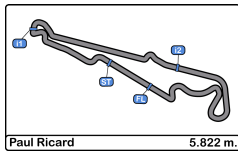
Stewards:

Race Director:

Timekeeper:

Luis Angel Garcia Nunez
 JOB/I-0020-ESP





Paul Ricard
Euroformula Open
Private test - 1
Lap Analysis



18

Nazim Azman

Dallara F320 Spiess

25

Casper Stevenson

Dallara F320 HWA

CryptoTower Racing Team

Rookie

Van Amersfoort Racing

Lap	D	Time	Sector 1	Sector 2	Sector 3	T. Spd	Elapsed	Lap	D	Time	Sector 1	Sector 2	Sector 3	T. Spd	Elapsed
1		15:09:21.360	15:07:32.698	45.856	1:02.806	97.4	15:09:21.360	1		15:08:10.803	15:06:29.427	44.333	57.043	94.7	15:08:10.803
2		2:34.024 P	42.494	39.123	1:12.407	164.1	15:11:55.384	2		2:15.695	37.687	40.891	57.117	192.5	15:10:26.498
3		5:10.113	3:37.552	38.843	53.718	131.0	15:17:05.497	3		2:03.514	34.896	37.638	50.980	225.0	15:12:30.012
4		2:09.386	35.244	38.912	55.230	224.5	15:19:14.883	4		1:59.579	33.153	36.720	49.706	226.8	15:14:29.591
5		2:01.533	33.985	37.094	50.454	225.0	15:21:16.416	5		1:57.688	32.549	36.026	49.113	227.8	15:16:27.279
6		2:25.116 P	33.381	36.565	1:15.170	225.0	15:23:41.532	6		2:09.282	33.785	42.578	52.919	228.8	15:18:36.561
7		13:10.123	11:38.583	39.210	52.330	120.6	15:36:51.655	7		2:08.961 P	32.652	36.697	59.612	228.3	15:20:45.522
8		2:10.065	34.925	37.243	57.897	210.5	15:39:01.720	8		6:50.467	5:14.960	41.334	54.173	118.0	15:27:35.989
9		2:00.403	33.704	36.822	49.877	226.4	15:41:02.123	9		2:04.678	35.131	38.150	51.397	214.2	15:29:40.667
10		1:58.952	33.194	36.421	49.337	228.8	15:43:01.075	10		1:57.498	32.611	36.007	48.880	226.8	15:31:38.165
11		1:57.716	32.590	36.131	48.995	228.3	15:44:58.791	11		1:56.473	32.302	35.682	48.489	225.0	15:33:34.638
12		2:04.222	32.584	36.207	55.431	227.3	15:47:03.013	12		2:06.504 P	32.445	35.822	58.237	227.3	15:35:41.142
13		2:13.210 P	32.651	36.012	1:04.547	227.3	15:49:16.223	13		7:44.347	6:05.177	42.234	56.936	99.0	15:43:25.489
14		9:28.786	7:51.569	43.369	53.848	96.1	15:58:45.009	14		2:07.285	36.532	38.727	52.026	204.9	15:45:32.774
15		3:02.625 P	40.953	54.467	1:27.205	199.6	16:01:47.634	15		1:56.868	32.152	36.148	48.568	225.9	15:47:29.642

21

Josh Mason

Dallara F320 HWA

Double R Racing

Lap	D	Time	Sector 1	Sector 2	Sector 3	T. Spd	Elapsed
1		15:07:46.242	15:06:11.392	40.404	54.446	132.3	15:07:46.242
2		2:03.203	34.659	37.074	51.470	219.9	15:09:49.445
3		2:02.216	33.825	37.291	51.100	222.2	15:11:51.661
4		2:00.315	33.335	36.348	50.632	223.1	15:13:51.976
5		1:58.302	32.955	36.273	49.074	223.6	15:15:50.278
6		1:57.782	32.684	36.100	48.998	225.0	15:17:48.060
7		1:59.156	33.325	36.803	49.028	226.8	15:19:47.216
8		1:57.220	32.452	36.042	48.726	225.0	15:21:44.436
9		8:25.852 P	32.330	36.057	7:17.465	225.0	15:30:10.288
10		2:27.020	56.850	38.270	51.900	100.8	15:32:37.308
11		2:07.151	36.071	38.058	53.022	221.7	15:34:44.459
12		1:57.623	32.856	35.984	48.783	222.2	15:36:42.082
13		1:56.993	32.228	36.093	48.672	223.6	15:38:39.075
14		1:56.939	32.147	36.285	48.507	225.4	15:40:36.014
15		1:56.987	32.144	35.892	48.951	225.9	15:42:33.001
16		6:11.793 P	32.211	35.903	5:03.679	225.9	15:48:44.794
17		2:33.708	59.331	40.514	53.863	107.1	15:51:18.502
18		2:05.679	35.319	37.715	52.645	218.1	15:53:24.181
19		2:04.034	33.933	38.597	51.504	221.7	15:55:28.215
20		1:56.630	32.259	36.069	48.302	225.0	15:57:24.845
21		1:56.360	32.071	35.629	48.660	226.8	15:59:21.205
22			33.224	38.171		224.0	

16

1:56.181

31.948

35.810

48.423

228.8 15:49:25.823

17

2:10.555 P

32.644

36.028

1:01.883

228.3 15:51:36.378

18

5:51.120

4:10.950

42.024

58.146

100.1 15:57:27.498

19

2:20.795

36.379

43.689

1:00.727

215.5 15:59:48.293

20

2:25.602 P

35.994

43.627

1:05.981

226.4 16:02:13.895

27

Louis Foster

Dallara F320 Spiess

CryptoTower Racing Team

Lap	D	Time	Sector 1	Sector 2	Sector 3	T. Spd	Elapsed
1		15:13:58.513	15:12:27.326	38.708	52.479	143.2	15:13:58.513
2		2:01.110	34.535	37.168	49.407	219.9	15:15:59.623
3		2:01.410	32.310	36.871	52.229	225.9	15:18:01.033
4		2:00.119	33.161	38.100	48.858	228.3	15:20:01.152
5		1:56.648	32.243	36.016	48.389	226.8	15:21:57.800
6		2:06.998 P	34.222	36.224	56.552	227.8	15:24:04.798
7		7:43.657 P	6:13.090	35.933	54.634	142.6	15:31:48.455
8		6:13.958	4:44.659	38.332	50.967	131.0	15:38:02.413
9		2:06.695	34.028	36.520	56.147	212.5	15:40:09.108
10		1:56.009	31.817	35.891	48.301	226.8	15:42:05.117
11		1:55.544	31.767	35.613	48.164	228.8	15:44:00.661
12		2:08.577	35.838	39.055	53.684	228.3	15:46:09.238
13		2:01.663 P	31.837	35.772	54.054	226.4	15:48:10.901
14		8:04.253	6:34.016	38.096	52.141	123.1	15:56:15.154
15		2:04.615	35.111	37.851	51.653	219.9	15:58:19.769
16		2:13.642 P	32.760	35.666	1:05.216	225.9	16:00:33.411





Paul Ricard
Euroformula Open
Private test - 1
Lap Analysis



28

Cameron Das

Dallara F320 Spiess **35**

Enzo Scionti

Dallara F320 HWA

Team Motopark Rookie

Drivex School

Lap	D	Time	Sector 1	Sector 2	Sector 3	T. Spd	Elapsed	Lap	D	Time	Sector 1	Sector 2	Sector 3	T. Spd	Elapsed
1		15:13:21.258 P	15:11:39.605	39.743	1:01.910	124.1	15:13:21.258	1		15:08:50.774	15:07:11.921	41.925	56.928	119.3	15:08:50.774
2		6:32.473	5:03.818	38.550	50.105	109.3	15:19:53.731	2		2:04.775	34.571	37.994	52.210	222.2	15:10:55.549
3		2:00.367	33.170	36.950	50.247	216.0	15:21:54.098	3		2:12.439	33.509	47.646	51.284	224.5	15:13:07.988
4		1:57.579	32.408	36.221	48.950	225.9	15:23:51.677	4		2:01.813	33.622	37.249	50.942	226.8	15:15:09.801
5		1:57.255	32.082	36.088	49.085	228.3	15:25:48.932	5		2:00.179	32.987	36.930	50.262	225.9	15:17:09.980
6		1:56.857	32.114	36.128	48.615	229.2	15:27:45.789	6		2:00.586	33.194	37.349	50.043	226.8	15:19:10.566
7		1:56.286	31.990	35.797	48.499	230.2	15:29:42.075	7		2:00.855	33.355	37.068	50.432	226.4	15:21:11.421
8		1:56.776	31.989	36.053	48.734	230.7	15:31:38.851	8		8:55.447 P	33.632	36.416	7:45.399	223.6	15:30:06.868
9		2:06.339 P	32.199	35.962	58.178	230.2	15:33:45.190	9		2:31.831	1:01.203	40.126	50.502	105.6	15:32:38.699
10		15:46.732	14:19.167	37.902	49.663	118.2	15:49:31.922	10		2:00.695	33.141	37.077	50.477	225.0	15:34:39.394
11		2:00.046	32.485	36.884	50.677	218.1	15:51:31.968	11		2:05.577	32.648	40.415	52.514	225.9	15:36:44.971
12		1:55.292	31.700	35.649	47.943	227.3	15:53:27.260	12		1:57.996	32.515	36.286	49.195	227.3	15:38:42.967
13		1:55.363	31.692	35.630	48.041	230.2	15:55:22.623	13		1:57.141	32.000	35.992	49.149	229.2	15:40:40.108
14		1:55.316	31.542	35.711	48.063	229.7	15:57:17.939	14		1:57.518	32.289	36.193	49.036	227.8	15:42:37.626
15		2:14.243 P	35.002	42.080	57.161	230.2	15:59:32.182	15		13:13.763 P	32.593	36.181	12:04.989	229.2	15:55:51.389
16		2:40.249						16		2:40.249	1:02.250	40.836	57.163	120.8	15:58:31.638
17								17			40.316	38.304			187.8

34

Enzo Trulli

Dallara F320 HWA

Zdenek Chovanec

Dallara F320 HWA

Rookie

Drivex School

Lap	D	Time	Sector 1	Sector 2	Sector 3	T. Spd	Elapsed	Lap	D	Time	Sector 1	Sector 2	Sector 3	T. Spd	Elapsed
1		15:08:17.568	15:06:40.589	43.351	53.628	112.6	15:08:17.568								
2		2:02.353	34.550	37.457	50.346	210.9	15:10:19.921								
3		2:00.323	33.089	36.439	50.795	225.9	15:12:20.244	1		15:07:50.938	15:06:10.909	44.198	55.831	131.0	15:07:50.938
4		1:58.880	33.111	36.171	49.598	222.2	15:14:19.124	2		2:06.348	35.421	38.313	52.614	204.1	15:09:57.286
5		1:57.669	32.558	35.961	49.150	225.9	15:16:16.793	3		2:03.454	34.503	37.170	51.781	219.5	15:12:00.740
6		1:58.066	32.553	36.238	49.275	227.8	15:18:14.859	4		2:01.811	34.611	37.042	50.158	220.8	15:14:02.551
7		1:58.257	32.923	36.091	49.243	226.8	15:20:13.116	5		1:59.020	32.820	36.555	49.645	220.8	15:16:01.571
8		1:57.162	32.265	35.891	49.006	225.4	15:22:10.278	6		9:55.097 P	32.791	2:49.968	6:32.338	224.5	15:25:56.668
9		5:36.335 P	32.079	36.009	4:28.247	225.0	15:27:46.613	7		2:30.134	55.393	41.163	53.578	120.8	15:28:26.802
10		2:31.305	1:01.034	39.030	51.241	116.2	15:30:17.918	8		2:01.291	33.650	37.702	49.939	202.2	15:30:28.093
11		1:58.987	32.848	36.402	49.737	227.3	15:32:16.905	9		1:59.057	32.753	36.259	50.045	221.7	15:32:27.150
12		1:56.977	32.177	35.878	48.922	226.4	15:34:13.882	10		1:58.842	32.844	36.506	49.492	221.3	15:34:25.992
13		1:56.598	32.184	35.796	48.618	224.0	15:36:10.480	11		1:57.923	32.461	36.411	49.051	220.8	15:36:23.915
14		1:56.225	32.041	35.717	48.467	229.7	15:38:06.705	12		1:58.265	32.272	36.659	49.334	222.6	15:38:22.180
15		1:55.905	31.920	35.666	48.319	228.8	15:40:02.610	13		1:57.638	32.052	36.485	49.101	225.0	15:40:19.818
16		1:56.092	31.912	35.784	48.396	227.8	15:41:58.702	14		6:38.027 P	31.934	36.516	5:29.577	225.4	15:46:57.845
17		1:56.091	32.029	35.649	48.413	225.4	15:43:54.793	15		2:38.371	59.562	43.565	55.244	113.3	15:49:36.216
18		10:11.388 P	31.870	35.896	9:03.622	225.4	15:54:06.181	16		2:05.426	34.818	37.287	53.321	213.4	15:51:41.642
19		2:30.795	1:00.140	39.253	51.402	114.6	15:56:36.976	17		1:57.780	32.344	36.314	49.122	223.1	15:53:39.422
20		1:59.138	33.487	36.899	48.752	225.4	15:58:36.114	18		2:00.515	34.125	36.642	49.748	223.6	15:55:39.937
21			31.956	35.765		226.8		19		1:58.274	32.170	36.254	49.850	225.4	15:57:38.211
								20		2:02.824	32.132	36.920	53.772	226.4	15:59:41.035
								21			32.196	39.761		223.1	





Paul Ricard
Euroformula Open
Private test - 1
Lap Analysis



77

Vivien Keszthelyi

Dallara F320 Spiess

Team Motopark

Lap	D	Time	Sector 1	Sector 2	Sector 3	T. Spd	Elapsed
1		15:09:46.452 P	15:07:54.336	43.511	1:08.605	108.5	15:09:46.452
2		5:03.337	3:29.330	39.704	54.303	140.4	15:14:49.789
3		2:07.911	35.260	38.477	54.174	221.7	15:16:57.700
4		2:11.078	35.840	39.853	55.385	224.0	15:19:08.778
5		2:04.001	34.468	37.366	52.167	223.1	15:21:12.779
6		2:03.100	34.235	37.213	51.652	224.0	15:23:15.879
7		2:02.231	34.104	37.087	51.040	226.4	15:25:18.110
8		2:16.141 P	34.023	37.172	1:04.946	225.4	15:27:34.251
9		7:42.621	6:07.214	40.320	55.087	126.9	15:35:16.872
10		2:03.310	34.390	37.096	51.824	220.8	15:37:20.182
11		2:02.066	33.695	37.301	51.070	223.1	15:39:22.248
12		2:00.795	33.450	36.697	50.648	225.9	15:41:23.043
13		2:00.108	33.079	36.576	50.453	226.4	15:43:23.151
14		2:12.904 P	33.333	36.825	1:02.746	226.4	15:45:36.055
15		11:55.925	10:22.031	41.571	52.323	113.8	15:57:31.980
16		1:58.644	32.749	36.114	49.781	227.3	15:59:30.624
17		2:30.547 P	37.486	42.722	1:10.339	210.9	16:02:01.171

88

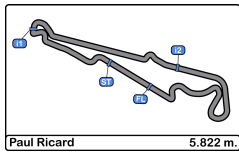
Filip Kaminiaz

Dallara F320 Spiess

CryptoTower Racing Team

Lap	D	Time	Sector 1	Sector 2	Sector 3	T. Spd	Elapsed
1		15:09:54.494 P	15:08:02.964	44.111	1:07.419	118.1	15:09:54.494
2		4:16.706	2:42.859	40.427	53.420	146.1	15:14:11.200
3		2:03.919	33.699	36.944	53.276	221.7	15:16:15.119
4		2:03.687	35.786	37.537	50.364	223.1	15:18:18.806
5		2:01.487	33.199	37.112	51.176	225.4	15:20:20.293
6		1:58.826	32.882	36.815	49.129	224.5	15:22:19.119
7		1:58.358	32.588	36.190	49.580	225.9	15:24:17.477
8		2:10.474 P	32.518	37.018	1:00.938	225.9	15:26:27.951
9		8:30.441	6:53.059	41.474	55.908	114.2	15:34:58.392
10		2:00.155	33.330	36.754	50.071	221.7	15:36:58.547
11		1:58.532	32.799	36.266	49.467	224.5	15:38:57.079
12		2:09.228	32.357	40.591	56.280	225.9	15:41:06.307
13		1:57.487	32.566	36.124	48.797	226.4	15:43:03.794
14		2:04.749	32.313	37.141	55.295	226.8	15:45:08.543
15		2:06.615 P	32.124	36.571	57.920	225.4	15:47:15.158
16		8:37.108	6:58.614	41.708	56.786	139.8	15:55:52.266
17		2:02.159	34.443	37.202	50.514	220.4	15:57:54.425
18		1:58.005	32.068	37.076	48.861	225.9	15:59:52.430
19		2:25.272 P	35.464	43.239	1:06.569	226.4	16:02:17.702



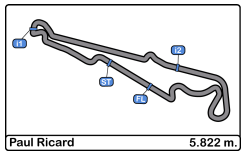


Paul Ricard
Euroformula Open
Private test - 1
Best Sectors Results



Sector - 1			Sector - 2			Sector - 3			Ideal Lap vs Best Lap						
Clas	Nº	Driver	Time	Nº	Driver	Time	Nº	Driver	Time	Clas	Nº	Driver	Ideal Lap	Best Lap	Clas
1	28	Cameron Das	31.542	27	Louis Foster	35.613	28	Cameron Das	47.943	1	28	Cameron Das	1:55.115	1:55.292	1
2	27	Louis Foster	31.767	21	Josh Mason	35.629	27	Louis Foster	48.164	2	27	Louis Foster	1:55.544	1:55.544	2
3	34	Enzo Trulli	31.870	28	Cameron Das	35.630	21	Josh Mason	48.302	3	34	Enzo Trulli	1:55.838	1:55.905	3
4	66	Zdenek Chovanec	31.934	34	Enzo Trulli	35.649	34	Enzo Trulli	48.319	4	21	Josh Mason	1:56.002	1:56.360	5
5	25	Casper Stevenson	31.948	25	Casper Stevenson	35.682	25	Casper Stevenson	48.423	5	25	Casper Stevenson	1:56.053	1:56.181	4
6	35	Enzo Scionti	32.000	35	Enzo Scionti	35.992	88	Filip Kaminiarz	48.797	6	88	Filip Kaminiarz	1:56.989	1:57.487	7
7	88	Filip Kaminiarz	32.068	18	Nazim Azman	36.012	18	Nazim Azman	48.995	7	35	Enzo Scionti	1:57.028	1:57.141	6
8	21	Josh Mason	32.071	77	Vivien Keszthelyi	36.114	35	Enzo Scionti	49.036	8	66	Zdenek Chovanec	1:57.239	1:57.638	8
9	18	Nazim Azman	32.584	88	Filip Kaminiarz	36.124	66	Zdenek Chovanec	49.051	9	18	Nazim Azman	1:57.591	1:57.716	9
10	77	Vivien Keszthelyi	32.749	66	Zdenek Chovanec	36.254	77	Vivien Keszthelyi	49.781	10	77	Vivien Keszthelyi	1:58.644	1:58.644	10





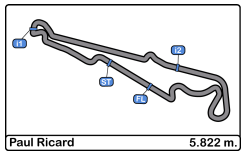
Paul Ricard
Euroformula Open
Private test - 1
Best 5 Lap Times



Paul Ricard 5.822 m.

Cls	N°	Driver	Nat	Cat	Cls	Team	Nat	Vehicle	Best 1		Best 2		Best 3		Best 4		Best 5	
									Time	Lap	Time	Lap	Time	Lap	Time	Lap	Time	Lap
1	28	Cameron Das				Team Motopark		Dallara F320 Spiess	1:55.292	12	1:55.316	14	1:55.363	13	1:56.286	7	1:56.776	8
2	27	Louis Foster				CryptoTower Racing		Dallara F320 Spiess	1:55.544	11	1:56.009	10	1:56.648	5	2:00.119	4	2:01.110	2
3	34	Enzo Trulli		R	1	Drivex School		Dallara F320 HWA	1:55.905	15	1:56.091	17	1:56.092	16	1:56.225	14	1:56.598	13
4	25	Casper Stevenson		R	2	Van Amersfoort Racing		Dallara F320 HWA	1:56.181	16	1:56.473	11	1:56.868	15	1:57.498	10	1:57.688	5
5	21	Josh Mason				Double R Racing		Dallara F320 HWA	1:56.360	21	1:56.630	20	1:56.939	14	1:56.987	15	1:56.993	13
6	35	Enzo Scionti		R	3	Drivex School		Dallara F320 HWA	1:57.141	13	1:57.518	14	1:57.996	12	2:00.179	5	2:00.586	6
7	88	Filip Kaminiarz				CryptoTower Racing		Dallara F320 Spiess	1:57.487	13	1:58.005	18	1:58.358	7	1:58.532	11	1:58.826	6
8	66	Zdenek Chovanec		R	4	Double R Racing		Dallara F320 HWA	1:57.638	13	1:57.780	17	1:57.923	11	1:58.265	12	1:58.274	19
9	18	Nazim Azman				CryptoTower Racing		Dallara F320 Spiess	1:57.716	11	1:58.952	10	2:00.403	9	2:01.533	5	2:04.222	12
10	77	Vivien Keszthelyi				Team Motopark		Dallara F320 Spiess	1:58.644	16	2:00.108	13	2:00.795	12	2:02.066	11	2:02.231	7



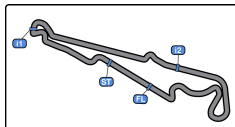


Paul Ricard
Euroformula Open
Private test - 1
Best 5 Top Speeds



Clas	N°	Driver	Nat	Cat	Cla	Team	Nat	Vehicle	Top 1		Top 2		Top 3		Top 4		Top 5		Avg
									Km/h	Lap	Km/h	Lap	Km/h	Lap	Km/h	Lap	Km/h	Lap	
1	28	Cameron Das				Team Motopark		Dallara F320 Spiess	230.7	8	230.2	7	230.2	9	230.2	13	230.2	15	230.3
2	34	Enzo Trulli		R	1	Drivex School		Dallara F320 HWA	229.7	14	228.8	15	227.8	6	227.8	16	227.3	11	228.3
3	35	Enzo Scionti		R	2	Drivex School		Dallara F320 HWA	229.2	13	229.2	15	227.8	14	227.3	12	226.8	4	228.1
4	18	Nazim Azman				CryptoTower Racing Team		Dallara F320 Spiess	228.8	10	228.3	11	227.3	12	227.3	13	226.4	9	227.6
5	25	Casper Stevenson		R	3	Van Amersfoort Racing		Dallara F320 HWA	228.8	6	228.8	16	228.3	7	228.3	17	227.8	5	228.4
6	27	Louis Foster				CryptoTower Racing Team		Dallara F320 Spiess	228.8	11	228.3	4	228.3	12	227.8	6	226.8	5	228.0
7	77	Vivien Keszthelyi				Team Motopark		Dallara F320 Spiess	227.3	16	226.4	7	226.4	13	226.4	14	225.9	12	226.5
8	21	Josh Mason				Double R Racing		Dallara F320 HWA	226.8	7	226.8	21	225.9	15	225.9	16	225.4	14	226.2
9	88	Filip Kaminiaz				CryptoTower Racing Team		Dallara F320 Spiess	226.8	14	226.4	13	226.4	19	225.9	7	225.9	8	226.3
10	66	Zdenek Chovanec		R	4	Double R Racing		Dallara F320 HWA	226.4	20	225.4	14	225.4	19	225.0	13	224.5	6	225.3





Paul Ricard 5.822 m

Paul Ricard
Euroformula Open
Private test - 1
Fastest Laps Sequence



Lap	Time of Day	Session Time	N°	Driver	Nat	Cat	Team	Nat	Vehicle	Time	Km/h
2	15:09:49.445	4:49.445	21	Josh Mason		GBR	Double R Racing		Dallara F320 HWA	2:03.203	170.1
2	15:10:19.921	5:19.921	34	Enzo Trulli		ITA	R Drivex School		Dallara F320 HWA	2:02.353	171.3
3	15:11:51.661	6:51.661	21	Josh Mason		GBR	Double R Racing		Dallara F320 HWA	2:02.216	171.4
3	15:12:20.244	7:20.244	34	Enzo Trulli		ITA	R Drivex School		Dallara F320 HWA	2:00.323	174.1
4	15:13:51.976	8:51.976	21	Josh Mason		GBR	Double R Racing		Dallara F320 HWA	2:00.315	174.2
4	15:14:19.124	9:19.124	34	Enzo Trulli		ITA	R Drivex School		Dallara F320 HWA	1:58.880	176.3
5	15:15:50.278	10:50.278	21	Josh Mason		GBR	Double R Racing		Dallara F320 HWA	1:58.302	177.1
5	15:16:16.793	11:16.793	34	Enzo Trulli		ITA	R Drivex School		Dallara F320 HWA	1:57.669	178.1
8	15:21:44.436	16:44.436	21	Josh Mason		GBR	Double R Racing		Dallara F320 HWA	1:57.220	178.8
5	15:21:57.800	16:57.800	27	Louis Foster		GBR	CryptoTower Racing Team		Dallara F320 Spiess	1:56.648	179.6
7	15:29:42.075	24:42.075	28	Cameron Das		USA	Team Motopark		Dallara F320 Spiess	1:56.286	180.2
14	15:38:06.705	33:06.705	34	Enzo Trulli		ITA	R Drivex School		Dallara F320 HWA	1:56.225	180.3
15	15:40:02.610	35:02.610	34	Enzo Trulli		ITA	R Drivex School		Dallara F320 HWA	1:55.905	180.8
11	15:44:00.661	39:00.661	27	Louis Foster		GBR	CryptoTower Racing Team		Dallara F320 Spiess	1:55.544	181.3
12	15:53:27.260	48:27.260	28	Cameron Das		USA	Team Motopark		Dallara F320 Spiess	1:55.292	181.7



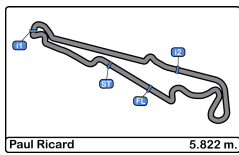


Paul Ricard
Euroformula Open
Private test - 1
Event Best Maximum Speed



N°	Driver	Nat	Cat	Clas	Team	Nat	Vehicle	Km/h	Session
28	Cameron Das	USA			Team Motopark	DEU	Dallara F320 Spiess	230.7	Private test - 1
34	Enzo Trulli	ITA	R	1	Drivex School	ESP	Dallara F320 HWA	229.7	Private test - 1
35	Enzo Scionti	USA	R	2	Drivex School	ESP	Dallara F320 HWA	229.2	Private test - 1
25	Casper Stevenson	GBR	R	3	Van Amersfoort Racing	NLD	Dallara F320 HWA	228.8	Private test - 1
18	Nazim Azman	MYS			CryptoTower Racing Team	JPN	Dallara F320 Spiess	228.8	Private test - 1
27	Louis Foster	GBR			CryptoTower Racing Team	JPN	Dallara F320 Spiess	228.8	Private test - 1
77	Vivien Keszthelyi	HUN			Team Motopark	DEU	Dallara F320 Spiess	227.3	Private test - 1
21	Josh Mason	GBR			Double R Racing	GBR	Dallara F320 HWA	226.8	Private test - 1
88	Filip Kaminiarz	POL			CryptoTower Racing Team	JPN	Dallara F320 Spiess	226.8	Private test - 1
66	Zdenek Chovanec	CZE	R	4	Double R Racing	GBR	Dallara F320 HWA	226.4	Private test - 1





Paul Ricard
Euroformula Open
Private test - 1
Pit Stop Analysis



18

Nazim Azman

CryptoTower Racing Team

3 15:47:06.127 15:47:06.127 15:53:34.833 6:28.706 15:07.479

Dallara F320 Spiess

Nr.	In Day Time	In Time	Out Time	Pit Time	T. Pit Time	Handicap	Penalty
1	15:11:43.227	15:11:43.227	15:14:56.528	3:13.301	3:13.301		
2	15:23:31.512	15:23:31.512	15:34:41.782	11:10.270	14:23.571		
3	15:49:05.353	15:49:05.353	15:56:27.011	7:21.658	21:45.229		

21

Josh Mason

Double R Racing

Dallara F320 HWA

Nr.	In Day Time	In Time	Out Time	Pit Time	T. Pit Time	Handicap	Penalty
1	15:23:44.787	15:23:44.787	15:30:29.308	6:44.521	6:44.521		
2	15:44:31.395	15:44:31.395	15:49:04.861	4:33.466	11:17.987		

25

Casper Stevenson

R

Van Amersfoort Racing

Dallara F320 HWA

Nr.	In Day Time	In Time	Out Time	Pit Time	T. Pit Time	Handicap	Penalty
1	15:20:35.613	15:20:35.613	15:25:20.900	4:45.287	4:45.287		
2	15:35:32.074	15:35:32.074	15:41:02.304	5:30.230	10:15.517		
3	15:51:25.853	15:51:25.853	15:55:04.649	3:38.796	13:54.313		

27

Louis Foster

CryptoTower Racing Team

Dallara F320 Spiess

Nr.	In Day Time	In Time	Out Time	Pit Time	T. Pit Time	Handicap	Penalty
1	15:08:05.311	15:08:05.311	15:11:51.373	3:46.062	3:46.062		
2	15:23:56.459	15:23:56.459	15:29:30.398	5:33.939	9:20.001		
3	15:31:40.719	15:31:40.719	15:35:57.451	4:16.732	13:36.733		
4	15:48:03.253	15:48:03.253	15:54:08.675	6:05.422	19:42.155		

28

Cameron Das

Team Motopark

Dallara F320 Spiess

Nr.	In Day Time	In Time	Out Time	Pit Time	T. Pit Time	Handicap	Penalty
1	15:13:12.460	15:13:12.460	15:17:49.719	4:37.259	4:37.259		
2	15:33:36.226	15:33:36.226	15:47:28.122	13:51.896	18:29.155		

35

Enzo Scionti

R

Drivex School

Dallara F320 HWA

Nr.	In Day Time	In Time	Out Time	Pit Time	T. Pit Time	Handicap	Penalty
1	15:23:13.126	15:23:13.126	15:30:27.150	7:14.024	7:14.024		
2	15:44:38.426	15:44:38.426	15:56:09.883	11:31.457	18:45.481		

66

Zdenek Chovanec

R

Double R Racing

Dallara F320 HWA

Nr.	In Day Time	In Time	Out Time	Pit Time	T. Pit Time	Handicap	Penalty
1	15:20:19.857	15:20:19.857	15:26:13.954	5:54.097	5:54.097		
2	15:42:19.169	15:42:19.169	15:47:14.999	4:55.830	10:49.927		

77

Vivien Keszthelyi

Team Motopark

Dallara F320 Spiess

Nr.	In Day Time	In Time	Out Time	Pit Time	T. Pit Time	Handicap	Penalty
1	15:09:36.001	15:09:36.001	15:12:39.349	3:03.348	3:03.348		
2	15:27:24.493	15:27:24.493	15:33:04.639	5:40.146	8:43.494		
3	15:45:26.006	15:45:26.006	15:55:17.586	9:51.580	18:35.074		

88

Filip Kaminiarz

CryptoTower Racing Team

Dallara F320 Spiess

Nr.	In Day Time	In Time	Out Time	Pit Time	T. Pit Time	Handicap	Penalty
1	15:09:45.533	15:09:45.533	15:12:00.386	2:14.853	2:14.853		
2	15:26:18.152	15:26:18.152	15:32:42.072	6:23.920	8:38.773		

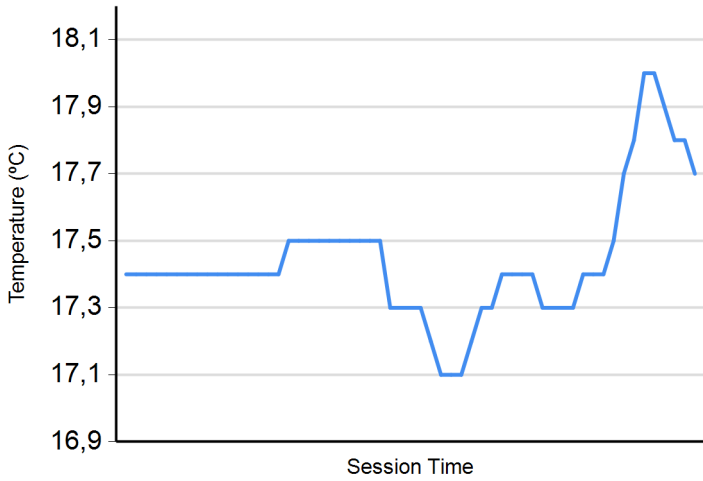




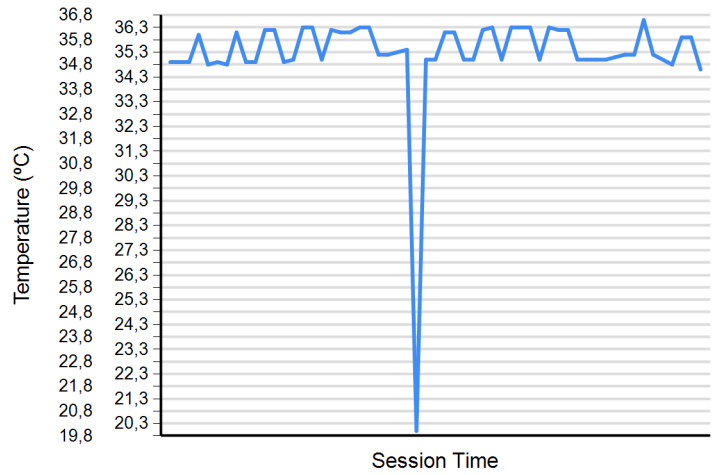
Paul Ricard
Euroformula Open
Private test - 1
Weather Report



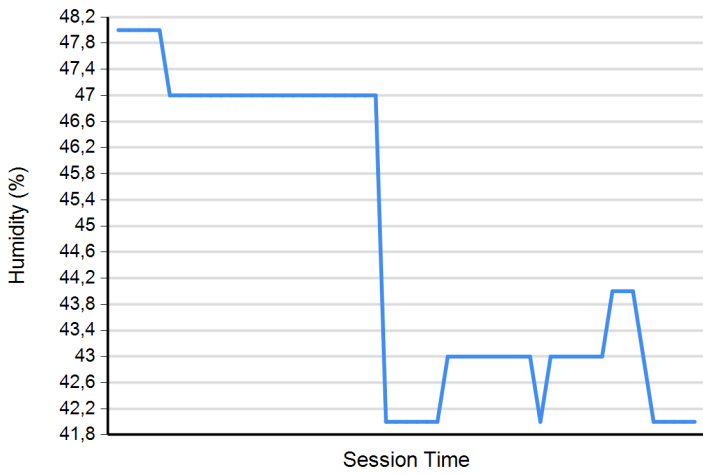
Air Temperature



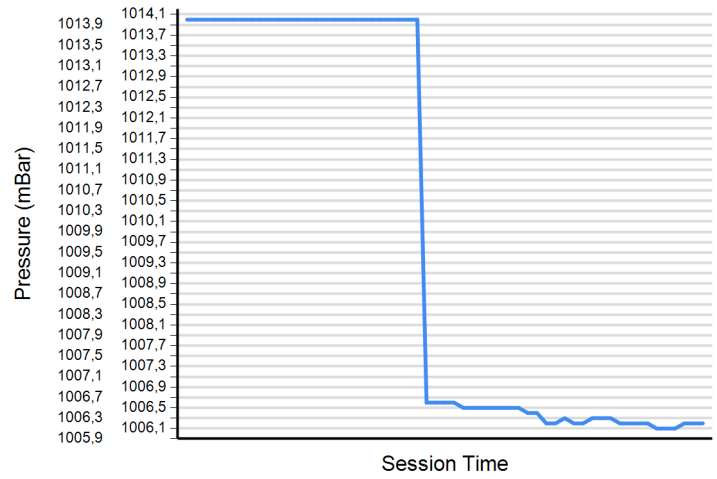
Track Temperature



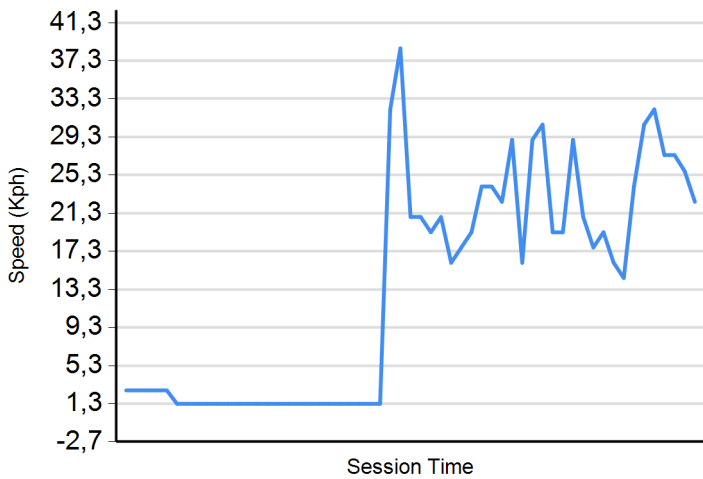
Humidity



Pressure



Wind Speed



Wind direction

North = 0°/360° Est = 90° South = 180° West = 270°

