

Paul Ricard
Euroformula Open
Private test - 2
Provisional Results



Clas	Nº	Driver	Nat	Cat	Clas	Team	Nat	Vehicle	Laps	Best	Time	Gap	Interval	Km/h
1	28	Cameron Das				Team Motopark		Dallara F320 Spiess	19	18	1:53.891			184.0
2	25	Casper Stevenson		R	1	Van Amersfoort Racing		Dallara F320 HWA	21	19	1:54.628	0.737	0.737	182.8
3	27	Louis Foster				CryptoTower Racing Team		Dallara F320 Spiess	20	13	1:54.702	0.811	0.074	182.7
4	18	Nazim Azman				CryptoTower Racing Team		Dallara F320 Spiess	23	22	1:54.733	0.842	0.031	182.6
5	21	Josh Mason				Double R Racing		Dallara F320 HWA	23	14	1:55.278	1.387	0.545	181.8
6	88	Filip Kaminiaz				CryptoTower Racing Team		Dallara F320 Spiess	22	18	1:55.889	1.998	0.611	180.8
7	34	Enzo Trulli		R	2	Drivex School		Dallara F320 HWA	19	18	1:55.976	2.085	0.087	180.7
8	35	Enzo Scionti		R	3	Drivex School		Dallara F320 HWA	19	14	1:56.430	2.539	0.454	180.0
9	66	Zdenek Chovanec		R	4	Double R Racing		Dallara F320 HWA	25	25	1:56.642	2.751	0.212	179.6
10	77	Vivien Keszthelyi				Team Motopark		Dallara F320 Spiess	19	17	1:57.016	3.125	0.374	179.1

Published at:.....

Track Temp: **28.8 °C** Air Temp: **15.8 °C** Humidity: **56 %** Track Status: **DRY**

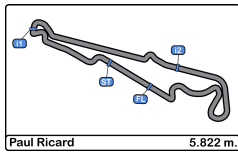
Stewards:

Race Director:

Timekeeper:

Luis Angel Garcia Nunez
 JOB/I-0020-ESP





Paul Ricard
Euroformula Open
Private test - 2
Provisional Results by Class



Paul Ricard 5.822 m.

Clas	Nº	Driver	Nat	Cat	Clas	Team	Nat	Vehicle	Laps	Best	Time	Gap	Interval	Km/h
1	28	Cameron Das	USA			Team Motopark	DEU	Dallara F320 Spiess	19	18	1:53.891			184.0
2	27	Louis Foster	GBR			CryptoTower Racing Team	JPN	Dallara F320 Spiess	20	13	1:54.702	0.811	0.811	182.7
3	18	Nazim Azman	MYS			CryptoTower Racing Team	JPN	Dallara F320 Spiess	23	22	1:54.733	0.842	0.031	182.6
4	21	Josh Mason	GBR			Double R Racing	GBR	Dallara F320 HWA	23	14	1:55.278	1.387	0.545	181.8
5	88	Filip Kaminiaz	POL			CryptoTower Racing Team	JPN	Dallara F320 Spiess	22	18	1:55.889	1.998	0.611	180.8
6	77	Vivien Keszthelyi	HUN			Team Motopark	DEU	Dallara F320 Spiess	19	17	1:57.016	3.125	1.127	179.1

Rookie														
1	25	Casper Stevenson	GBR	R	1	Van Amersfoort Racing	NLD	Dallara F320 HWA	21	19	1:54.628			182.8
2	34	Enzo Trulli	ITA	R	2	Drivex School	ESP	Dallara F320 HWA	19	18	1:55.976	1.348	1.348	180.7
3	35	Enzo Scionti	USA	R	3	Drivex School	ESP	Dallara F320 HWA	19	14	1:56.430	1.802	0.454	180.0
4	66	Zdenek Chovanec	CZE	R	4	Double R Racing	GBR	Dallara F320 HWA	25	25	1:56.642	2.014	0.212	179.6

Published at:.....

Track Temp: 28.8 °C Air Temp: 15.8 °C Humidity: 56 % Track Status: DRY

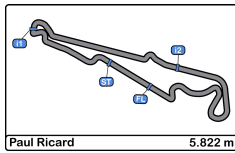
Stewards:

Race Director:

Timekeeper:


 Luis Angel Garcia Nunez
 JOB/I-0020-ESP





Paul Ricard
Euroformula Open
Private test - 2
Lap Analysis



18

Nazim Azman

Dallara F320 Spiess

25

Casper Stevenson

Dallara F320 HWA

CryptoTower Racing Team

Rookie

Van Amersfoort Racing

Lap	D	Time	Sector 1	Sector 2	Sector 3	T. Spd	Elapsed	Lap	D	Time	Sector 1	Sector 2	Sector 3	T. Spd	Elapsed
1		17:18:39.070	17:17:00.889	41.320	56.861	91.8	17:18:39.070	1		17:17:29.182	17:15:51.866	41.230	56.086	117.0	17:17:29.182
2		2:09.376	36.058	40.139	53.179	197.0	17:20:48.446	2		2:14.167	41.016	41.017	52.134	183.6	17:19:43.349
3		1:59.723	32.948	36.688	50.087	225.4	17:22:48.169	3		1:57.997	32.663	36.144	49.190	226.8	17:21:41.346
4		1:57.659	32.393	36.317	48.949	225.9	17:24:45.828	4		1:56.314	32.139	35.841	48.334	229.2	17:23:37.660
5		1:57.084	32.444	35.946	48.694	226.8	17:26:42.912	5		2:07.902 P	31.901	36.119	59.882	228.8	17:25:45.562
6		2:19.185	32.316	45.866	1:01.003	228.3	17:29:02.097	6		6:26.005	4:57.672	37.601	50.732	123.0	17:32:11.567
7		1:56.654	32.448	35.893	48.313	226.4	17:30:58.751	7		1:56.010	32.109	35.854	48.047	228.8	17:34:07.577
8		2:13.834 P	34.482	36.231	1:03.121	226.8	17:33:12.585	8		1:55.459	31.580	35.859	48.020	229.7	17:36:03.036
9		8:51.618	7:14.766	42.128	54.724	91.0	17:42:04.203	9		2:06.822 P	31.888	35.982	58.952	230.7	17:38:09.858
10		2:05.939	36.571	38.539	50.829	195.6	17:44:10.142	10		6:04.696	4:27.103	44.318	53.275	107.5	17:44:14.554
11		1:56.849	32.458	35.974	48.417	229.2	17:46:06.991	11		2:01.646	34.621	37.126	49.899	214.7	17:46:16.200
12		1:55.884	32.003	35.795	48.086	227.3	17:48:02.875	12		1:55.217	31.745	35.725	47.747	230.2	17:48:11.417
13		2:15.990	32.078	35.882	1:08.030	228.3	17:50:18.865	13		1:54.933	31.520	35.696	47.717	230.2	17:50:06.350
14		2:12.472	40.587	42.332	49.553	176.4	17:52:31.337	14		1:54.696	31.443	35.551	47.702	230.2	17:52:01.046
15		1:55.422	31.711	35.896	47.815	227.8	17:54:26.759	15		2:11.683 P	33.029	35.900	1:02.754	230.7	17:54:12.729
16		2:10.401 P	31.900	35.770	1:02.731	228.3	17:56:37.160	16		10:06.180	8:32.150	40.190	53.840	109.9	18:04:18.909
17		8:10.449	6:35.842	40.729	53.878	93.9	18:04:47.609	17		2:00.683	34.222	36.992	49.469	228.8	18:06:19.592
18		2:03.328	34.854	38.512	49.962	196.0	18:06:50.937	18		1:54.690	31.550	35.470	47.670	228.3	18:08:14.282
19		1:55.235	31.639	35.831	47.765	227.3	18:08:46.172	19		1:54.628	31.221	35.629	47.778	229.7	18:10:08.910
20		1:55.125	31.720	35.609	47.796	227.3	18:10:41.297	20		1:54.750	31.373	35.683	47.694	229.2	18:12:03.660
21		2:11.232	31.744	46.276	53.212	228.3	18:12:52.529	21		2:11.603 P	32.970	37.163	1:01.470	230.2	18:14:15.263
22		1:54.733	31.569	35.642	47.522	227.8	18:14:47.262	22							
23		2:18.080 P	34.740	37.074	1:06.266	229.2	18:17:05.342	23							

27

Louis Foster

Dallara F320 Spiess

CryptoTower Racing Team

21

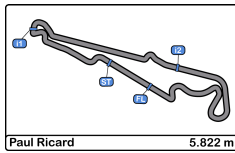
Josh Mason

Dallara F320 HWA

Double R Racing

Lap	D	Time	Sector 1	Sector 2	Sector 3	T. Spd	Elapsed	Lap	D	Time	Sector 1	Sector 2	Sector 3	T. Spd	Elapsed
1		17:17:29.535	17:16:00.394	37.934	51.207	129.1	17:17:29.535	1		17:17:31.020	17:16:01.056	38.269	51.695	140.6	17:17:31.020
2		2:03.590	33.853	38.145	51.592	227.3	17:19:33.125	2		2:00.417	33.665	36.397	50.355	219.5	17:19:31.437
3		1:57.297	32.491	36.218	48.588	226.4	17:21:30.422	3		1:56.806	32.343	35.883	48.580	226.4	17:21:28.243
4		1:56.513	32.347	35.845	48.321	227.3	17:23:26.935	4		1:56.496	32.321	36.028	48.147	228.3	17:23:24.739
5		1:56.906	32.203	36.026	48.677	226.4	17:25:23.841	5		2:04.321 P	31.926	36.215	56.180	227.3	17:25:29.060
6		1:56.341	31.852	35.894	48.595	226.8	17:27:20.182	6		4:57.984	3:28.965	37.932	51.087	144.9	17:30:27.044
7		1:58.828	33.076	36.396	49.356	228.3	17:29:19.010	7		2:02.437	33.150	37.333	51.954	220.4	17:32:29.481
8		1:56.394	32.065	35.959	48.370	226.4	17:31:15.404	8		1:55.728	31.730	35.756	48.242	226.4	17:34:25.209
9		1:55.991	32.063	35.813	48.115	226.8	17:33:11.395	9		1:54.949	31.310	35.702	47.937	226.4	17:36:20.158
10		9:07.278 P	31.713	35.828	7:59.737	227.3	17:42:18.673	10		2:04.230 P	34.838	35.865	53.527	228.8	17:38:24.388
11		2:23.433	52.339	38.179	52.915	123.5	17:44:42.106	11		6:58.386	5:28.392	39.000	50.994	115.5	17:45:22.774
12		2:00.885	33.559	36.737	50.589	224.5	17:46:42.991	12		1:59.495	33.040	36.485	49.970	216.4	17:47:22.269
13		1:55.911	31.933	35.822	48.156	225.9	17:48:38.902	13		1:54.702	31.367	35.584	47.751	227.3	17:49:16.971
14		1:55.278	31.665	35.710	47.903	225.9	17:50:34.180	14		1:54.759	31.276	35.643	47.840	227.8	17:51:11.730
15		2:15.207	36.309	42.665	56.233	226.8	17:52:49.387	15		2:16.225	37.079	43.491	55.655	204.5	17:53:27.955
16		1:55.632	31.757	35.711	48.164	225.4	17:54:45.019	16		2:00.454 P	31.366	35.674	53.414	226.8	17:55:28.409
17		1:55.668	31.702	35.760	48.206	226.8	17:56:40.687	17		8:20.176	6:49.979	37.757	52.440	133.9	18:03:48.585
18		1:55.472	31.735	35.831	47.906	226.8	17:58:36.159	18		1:58.946	32.870	36.368	49.708	204.1	18:05:47.531
19		1:55.734	31.634	36.086	48.014	226.8	18:00:31.893	19		1:58.715	31.629	37.000	50.086	226.8	18:07:46.246
20		2:03.610	33.016	38.018	52.576	226.8	18:02:35.503	20		2:11.237 P	31.432	41.768	58.037	227.3	18:09:57.483
21		2:05.971	34.586	40.344	51.041	225.9	18:04:41.474								
22		1:55.968	31.889	35.949	48.130	225.9	18:06:37.442								
23		1:55.657	31.667	35.770	48.220	226.4	18:08:33.099								
24			33.769	39.912		226.4									





Paul Ricard
Euroformula Open
Private test - 2
Lap Analysis



28

Cameron Das

Dallara F320 Spiess

35

Enzo Scionti

Dallara F320 HWA

Team Motopark Rookie

Drivex School

Lap	D	Time	Sector 1	Sector 2	Sector 3	T. Spd	Elapsed	Lap	D	Time	Sector 1	Sector 2	Sector 3	T. Spd	Elapsed
1		17:18:25.646	17:16:58.435	37.852	49.359	123.1	17:18:25.646	1		17:17:52.196	17:16:23.297	38.587	50.312	143.6	17:17:52.196
2		1:59.105	32.758	36.869	49.478	220.4	17:20:24.751	2		1:59.753	32.725	36.718	50.310	225.4	17:19:51.949
3		1:59.903	31.615	38.808	49.480	227.3	17:22:24.654	3		1:57.433	32.359	36.193	48.881	227.3	17:21:49.382
4		1:56.052	31.664	36.111	48.277	228.8	17:24:20.706	4		1:56.875	32.099	36.031	48.745	230.7	17:23:46.257
5		2:04.999 P	32.023	35.948	57.028	227.3	17:26:25.705	5		1:58.518	32.144	36.536	49.838	227.3	17:25:44.775
6		8:16.372	6:42.656	41.588	52.128	116.8	17:34:42.077	6		2:04.714	32.395	39.359	52.960	227.3	17:27:49.489
7		2:01.292	34.169	37.000	50.123	219.9	17:36:43.369	7		8:24.789 P	32.250	36.506	7:16.033	227.8	17:36:14.278
8		1:54.633	31.416	35.570	47.647	228.8	17:38:38.002	8		2:42.206	1:02.147	42.656	57.403	92.8	17:38:56.484
9		1:54.939	31.316	35.848	47.775	229.7	17:40:32.941	9		2:11.824	38.615	41.384	51.825	183.6	17:41:08.308
10		2:03.561 P	31.248	35.863	56.450	230.7	17:42:36.502	10		1:57.004	32.246	36.136	48.622	225.9	17:43:05.312
11		13:11.206	11:42.469	38.790	49.947	119.2	17:55:47.708	11		1:57.040	31.750	36.357	48.933	227.3	17:45:02.352
12		2:00.584	34.148	36.874	49.562	220.4	17:57:48.292	12		2:06.378	32.252	36.093	58.033	226.8	17:47:08.730
13		1:54.335	31.281	35.523	47.531	228.8	17:59:42.627	13		1:56.716	32.025	36.003	48.688	227.3	17:49:05.446
14		1:54.164	31.159	35.443	47.562	228.8	18:01:36.791	14		1:56.430	31.656	36.149	48.625	227.3	17:51:01.876
15		2:02.668 P	31.188	35.637	55.843	228.8	18:03:39.459	15		13:31.546 P	32.628	36.308	12:22.610	228.3	18:04:33.422
16		6:46.505	5:14.422	41.071	51.012	97.0	18:10:25.964	16		2:48.250	1:10.575	42.286	55.389	100.8	18:07:21.672
17		2:01.254	33.882	37.272	50.100	219.5	18:12:27.218	17		2:06.692	39.435	37.568	49.689	222.6	18:09:28.364
18		1:53.891	31.228	35.385	47.278	228.3	18:14:21.109	18		1:58.287	32.121	37.203	48.963	226.4	18:11:26.651
19		2:04.225 P	31.356	35.638	57.231	229.2	18:16:25.334	19		1:57.238	31.921	36.017	49.300	225.9	18:13:23.889
20								20			32.922	36.379			227.8

34

Enzo Trulli

Dallara F320 HWA

66

Zdenek Chovanec

Dallara F320 HWA

Rookie

Drivex School

Rookie

Double R Racing

Lap	D	Time	Sector 1	Sector 2	Sector 3	T. Spd	Elapsed	Lap	D	Time	Sector 1	Sector 2	Sector 3	T. Spd	Elapsed
1		17:17:48.829	17:16:15.169	42.030	51.630	128.5	17:17:48.829	1		17:17:33.146	17:15:59.158	41.356	52.632	123.7	17:17:33.146
2		1:58.138	32.698	36.322	49.118	225.0	17:19:46.967	2		2:01.214	33.681	37.368	50.165	222.6	17:19:34.360
3		1:57.403	32.126	36.222	49.055	226.4	17:21:44.370	3		2:00.110	32.786	37.224	50.100	225.0	17:21:34.470
4		6:06.397 P	32.094	35.810	4:58.493	228.3	17:27:50.767	4		1:58.243	32.355	36.649	49.239	223.1	17:23:32.713
5		2:28.344	59.314	38.431	50.599	112.2	17:30:19.111	5		1:57.926	32.268	36.576	49.082	224.0	17:25:30.639
6		1:57.882	32.481	36.218	49.183	223.1	17:32:16.993	6		4:40.858 P	32.182	38.522	3:30.154	225.4	17:30:11.497
7		1:57.104	32.416	36.019	48.669	226.8	17:34:14.097	7		2:25.788	54.183	39.665	51.940	95.4	17:32:37.285
8		1:57.018	32.091	36.157	48.770	227.8	17:36:11.115	8		2:00.197	33.180	37.368	49.649	220.8	17:34:37.482
9		13:38.645 P	31.957	35.881	12:30.807	227.3	17:49:49.760	9		1:57.858	32.340	36.598	48.920	224.5	17:36:35.340
10		2:21.220	55.009	37.009	49.202	119.6	17:52:10.980	10		1:58.265	32.744	36.247	49.274	224.5	17:38:33.605
11		1:57.008	31.956	36.223	48.829	225.9	17:54:07.988	11		1:57.047	32.083	36.341	48.623	223.6	17:40:30.652
12		1:56.437	32.024	35.946	48.467	224.5	17:56:04.425	12		1:57.161	31.994	36.469	48.698	225.0	17:42:27.813
13		1:56.598	31.841	35.935	48.822	225.9	17:58:01.023	13		7:42.538 P	32.064	36.563	6:33.911	224.0	17:50:10.351
14		7:07.340 P	31.757	35.957	5:59.626	229.2	18:05:08.363	14		2:41.113	1:03.293	42.330	55.490	88.7	17:52:51.464
15		2:16.966	51.577	36.246	49.143	133.9	18:07:25.329	15		1:59.447	32.913	36.609	49.925	224.0	17:54:50.911
16		1:56.797	32.040	35.998	48.759	226.8	18:09:22.126	16		1:58.004	32.371	36.464	49.169	224.0	17:56:48.915
17		1:55.996	31.707	35.879	48.410	229.2	18:11:18.122	17		1:56.796	32.034	36.146	48.616	224.5	17:58:45.711
18		1:55.976	31.776	35.907	48.293	226.4	18:13:14.098	18		2:04.068	32.181	39.356	52.531	222.6	18:00:49.779
19		1:56.394	31.850	36.038	48.506	227.3	18:15:10.492	19		1:57.571	32.207	36.292	49.072	224.0	18:02:47.350
20			32.762	35.971		226.8		20		2:12.007	34.567	43.304	54.136	224.0	18:04:59.357
								21		1:57.937	32.564	36.649	48.724	223.6	18:06:57.294
								22		2:03.365	32.556	37.901	52.908	223.1	18:09:00.659
								23		1:56.925	32.201	36.137	48.587	223.1	18:10:57.584
								24		1:56.918	32.048	36.145	48.725	225.0	18:12:54.502
								25		1:56.642	32.004	36.142	48.496	225.9	18:14:51.144
								26			33.779	37.452			225.9





Paul Ricard
Euroformula Open
Private test - 2
Lap Analysis



77

Vivien Keszthelyi

Dallara F320 Spiess

Team Motopark

Lap	D	Time	Sector 1	Sector 2	Sector 3	T. Spd	Elapsed
1		17:18:07.714	17:16:33.097	40.543	54.074	136.0	17:18:07.714
2		2:03.194	34.323	37.540	51.331	224.0	17:20:10.908
3		2:00.379	33.092	36.768	50.519	224.0	17:22:11.287
4		1:59.710	33.144	36.391	50.175	226.4	17:24:10.997
5		1:59.152	32.920	36.374	49.858	225.0	17:26:10.149
6		1:59.125	32.826	36.559	49.740	226.8	17:28:09.274
7		2:10.486 P	33.081	36.377	1:01.028	226.4	17:30:19.760
8		9:13.995	7:42.392	39.747	51.856	120.2	17:39:33.755
9		2:02.189	34.291	37.426	50.472	225.4	17:41:35.944
10		1:57.991	32.542	36.238	49.211	224.5	17:43:33.935
11		1:58.176	32.505	36.330	49.341	227.3	17:45:32.111
12		2:11.659 P	32.715	36.255	1:02.689	226.8	17:47:43.770
13		15:05.840	13:22.640	46.210	56.990	102.3	18:02:49.610
14		2:04.048	34.993	39.160	49.895	224.5	18:04:53.658
15		2:15.798	39.084	46.234	50.480	225.9	18:07:09.456
16		1:57.373	32.573	36.080	48.720	225.9	18:09:06.829
17		1:57.016	32.395	35.977	48.644	226.4	18:11:03.845
18		2:23.900	32.577	43.472	1:07.851	226.4	18:13:27.745
19		2:13.370 P	33.223	37.134	1:03.013	226.4	18:15:41.115

88

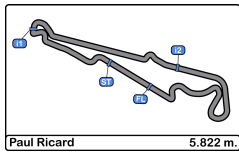
Filip Kaminiaz

Dallara F320 Spiess

CryptoTower Racing Team

Lap	D	Time	Sector 1	Sector 2	Sector 3	T. Spd	Elapsed
1		17:17:44.347	17:16:09.282	40.972	54.093	135.6	17:17:44.347
2		2:06.282	32.767	36.294	57.221	224.0	17:19:50.629
3		1:57.653	32.467	36.307	48.879	224.0	17:21:48.282
4		1:57.081	32.209	36.135	48.737	227.3	17:23:45.363
5		2:09.589	32.145	39.540	57.904	225.9	17:25:54.952
6		1:58.383	32.153	36.407	49.823	224.5	17:27:53.335
7		1:56.703	31.876	35.982	48.845	227.3	17:29:50.038
8		2:06.396 P	32.100	36.458	57.838	226.8	17:31:56.434
9		8:43.387	7:04.673	43.803	54.911	141.7	17:40:39.821
10		2:02.636	33.414	37.394	51.828	223.1	17:42:42.457
11		1:56.796	31.815	36.429	48.552	226.4	17:44:39.253
12		1:56.753	31.765	36.131	48.857	227.3	17:46:36.006
13		1:56.371	31.711	36.241	48.419	227.3	17:48:32.377
14		2:14.390	38.327	39.906	56.157	226.8	17:50:46.767
15		2:13.958 P	31.815	36.336	1:05.807	225.0	17:53:00.725
16		10:05.664	8:30.623	40.939	54.102	132.3	18:03:06.389
17		2:04.493	33.745	37.967	52.781	225.0	18:05:10.882
18		1:55.889	31.696	35.946	48.247	225.0	18:07:06.771
19		1:56.118	31.664	36.365	48.089	225.9	18:09:02.889
20		2:18.454	38.227	41.028	59.199	210.1	18:11:21.343
21		2:00.903	31.938	36.098	52.867	224.5	18:13:22.246
22		2:05.247 P	31.848	35.978	57.421	225.9	18:15:27.493



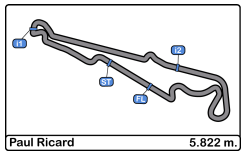


Paul Ricard
Euroformula Open
Private test - 2
Best Sectors Results



Sector - 1			Sector - 2			Sector - 3			Ideal Lap vs Best Lap						
Clas	Nº	Driver	Time	Nº	Driver	Time	Nº	Driver	Time	Clas	Nº	Driver	Ideal Lap	Best Lap	Clas
1	28	Cameron Das	31.159	28	Cameron Das	35.385	28	Cameron Das	47.278	1	28	Cameron Das	1:53.822	1:53.891	1
2	25	Casper Stevenson	31.221	25	Casper Stevenson	35.470	18	Nazim Azman	47.522	2	25	Casper Stevenson	1:54.361	1:54.628	2
3	27	Louis Foster	31.276	27	Louis Foster	35.584	25	Casper Stevenson	47.670	3	27	Louis Foster	1:54.611	1:54.702	3
4	18	Nazim Azman	31.569	18	Nazim Azman	35.609	27	Louis Foster	47.751	4	18	Nazim Azman	1:54.700	1:54.733	4
5	21	Josh Mason	31.634	21	Josh Mason	35.710	21	Josh Mason	47.903	5	21	Josh Mason	1:55.247	1:55.278	5
6	35	Enzo Scionti	31.656	34	Enzo Trulli	35.810	88	Filip Kaminiarz	48.089	6	88	Filip Kaminiarz	1:55.699	1:55.889	6
7	88	Filip Kaminiarz	31.664	88	Filip Kaminiarz	35.946	34	Enzo Trulli	48.293	7	34	Enzo Trulli	1:55.810	1:55.976	7
8	34	Enzo Trulli	31.707	77	Vivien Keszthelyi	35.977	66	Zdenek Chovanec	48.496	8	35	Enzo Scionti	1:56.281	1:56.430	8
9	66	Zdenek Chovanec	31.994	35	Enzo Scionti	36.003	35	Enzo Scionti	48.622	9	66	Zdenek Chovanec	1:56.627	1:56.642	9
10	77	Vivien Keszthelyi	32.395	66	Zdenek Chovanec	36.137	77	Vivien Keszthelyi	48.644	10	77	Vivien Keszthelyi	1:57.016	1:57.016	10



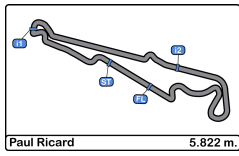


Paul Ricard
Euroformula Open
Private test - 2
Best 5 Lap Times



Cls	N°	Driver	Nat	Cat	Cls	Team	Nat	Vehicle	Best 1		Best 2		Best 3		Best 4		Best 5	
									Time	Lap	Time	Lap	Time	Lap	Time	Lap	Time	Lap
1	28	Cameron Das				Team Motopark		Dallara F320 Spiess	1:53.891	18	1:54.164	14	1:54.335	13	1:54.633	8	1:54.939	9
2	25	Casper Stevenson		R	1	Van Amersfoort Racing		Dallara F320 HWA	1:54.628	19	1:54.690	18	1:54.696	14	1:54.750	20	1:54.933	13
3	27	Louis Foster				CryptoTower Racing		Dallara F320 Spiess	1:54.702	13	1:54.759	14	1:54.949	9	1:55.728	8	1:56.496	4
4	18	Nazim Azman				CryptoTower Racing		Dallara F320 Spiess	1:54.733	22	1:55.125	20	1:55.235	19	1:55.422	15	1:55.884	12
5	21	Josh Mason				Double R Racing		Dallara F320 HWA	1:55.278	14	1:55.472	18	1:55.632	16	1:55.657	23	1:55.668	17
6	88	Filip Kaminiaz				CryptoTower Racing		Dallara F320 Spiess	1:55.889	18	1:56.118	19	1:56.371	13	1:56.703	7	1:56.753	12
7	34	Enzo Trulli		R	2	Drivex School		Dallara F320 HWA	1:55.976	18	1:55.996	17	1:56.394	19	1:56.437	12	1:56.598	13
8	35	Enzo Scionti		R	3	Drivex School		Dallara F320 HWA	1:56.430	14	1:56.716	13	1:56.875	4	1:57.004	10	1:57.040	11
9	66	Zdenek Chovanec		R	4	Double R Racing		Dallara F320 HWA	1:56.642	25	1:56.796	17	1:56.918	24	1:56.925	23	1:57.047	11
10	77	Vivien Keszthelyi				Team Motopark		Dallara F320 Spiess	1:57.016	17	1:57.373	16	1:57.991	10	1:58.176	11	1:59.125	6



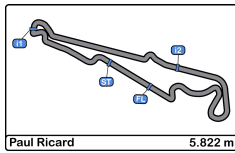


Paul Ricard
Euroformula Open
Private test - 2
Best 5 Top Speeds



Clas	N°	Driver	Nat	Cat	Cla	Team	Nat	Vehicle	Top 1		Top 2		Top 3		Top 4		Top 5		Avg	
									Km/h	Lap	Km/h	Lap	Km/h	Lap	Km/h	Lap	Km/h	Lap		
1	25	Casper Stevenson		GER	R	1	Van Amersfoort Racing		Dallara F320 HWA	230.7	9	230.7	15	230.2	12	230.2	13	230.2	14	230.4
2	28	Cameron Das		USA			Team Motopark		Dallara F320 Spiess	230.7	10	229.7	9	229.2	19	228.8	4	228.8	8	229.4
3	35	Enzo Scionti		USA	R	2	Drivex School		Dallara F320 HWA	230.7	4	228.3	15	227.8	7	227.8	20	227.3	3	228.4
4	18	Nazim Azman		MY			CryptoTower Racing Team		Dallara F320 Spiess	229.2	11	229.2	23	228.3	6	228.3	13	228.3	16	228.7
5	34	Enzo Trulli		ITA	R	3	Drivex School		Dallara F320 HWA	229.2	14	229.2	17	228.3	4	227.8	8	227.3	9	228.4
6	27	Louis Foster		GBR			CryptoTower Racing Team		Dallara F320 Spiess	228.8	10	228.3	4	227.8	14	227.3	5	227.3	13	227.9
7	21	Josh Mason		GBR			Double R Racing		Dallara F320 HWA	228.3	7	227.3	2	227.3	4	227.3	10	226.8	6	227.4
8	77	Vivien Keszthelyi		HUN			Team Motopark		Dallara F320 Spiess	227.3	11	226.8	6	226.8	12	226.4	4	226.4	7	226.7
9	88	Filip Kaminiaz		POL			CryptoTower Racing Team		Dallara F320 Spiess	227.3	4	227.3	7	227.3	12	227.3	13	226.8	8	227.2
10	66	Zdenek Chovanec		CZE	R	4	Double R Racing		Dallara F320 HWA	225.9	25	225.9	26	225.4	6	225.0	3	225.0	12	225.4



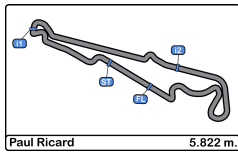


Paul Ricard
Euroformula Open
Private test - 2
Fastest Laps Sequence



Lap	Time of Day	Session Time	N°	Driver	Nat	Cat	Team	Nat	Vehicle	Time	Km/h
2	17:19:31.437	4:31.437	27	Louis Foster		GBR	CryptoTower Racing Team		Dallara F320 Spiess	2:00.417	174.0
2	17:19:46.967	4:46.967	34	Enzo Trulli		ITA	Drivex School		Dallara F320 HWA	1:58.138	177.4
3	17:21:28.243	6:28.243	27	Louis Foster		GBR	CryptoTower Racing Team		Dallara F320 Spiess	1:56.806	179.4
4	17:23:24.739	8:24.739	27	Louis Foster		GBR	CryptoTower Racing Team		Dallara F320 Spiess	1:56.496	179.9
4	17:23:37.660	8:37.660	25	Casper Stevenson		GBR	R Van Amersfoort Racing		Dallara F320 HWA	1:56.314	180.1
4	17:24:20.706	9:20.706	28	Cameron Das		USA	Team Motopark		Dallara F320 Spiess	1:56.052	180.6
9	17:33:11.395	18:11.395	21	Josh Mason		GBR	Double R Racing		Dallara F320 HWA	1:55.991	180.6
8	17:34:25.209	19:25.209	27	Louis Foster		GBR	CryptoTower Racing Team		Dallara F320 Spiess	1:55.728	181.1
8	17:36:03.036	21:03.036	25	Casper Stevenson		GBR	R Van Amersfoort Racing		Dallara F320 HWA	1:55.459	181.5
9	17:36:20.158	21:20.158	27	Louis Foster		GBR	CryptoTower Racing Team		Dallara F320 Spiess	1:54.949	182.3
8	17:38:38.002	23:38.002	28	Cameron Das		USA	Team Motopark		Dallara F320 Spiess	1:54.633	182.8
13	17:59:42.627	44:42.627	28	Cameron Das		USA	Team Motopark		Dallara F320 Spiess	1:54.335	183.3
14	18:01:36.791	46:36.791	28	Cameron Das		USA	Team Motopark		Dallara F320 Spiess	1:54.164	183.5
18	18:14:21.109	59:21.109	28	Cameron Das		USA	Team Motopark		Dallara F320 Spiess	1:53.891	184.0





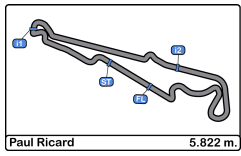
Paul Ricard
Euroformula Open
Private test - 2
Event Best Maximum Speed



Paul Ricard 5.822 m.

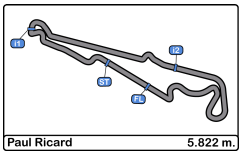
N°	Driver	Nat	Cat	Clas	Team	Nat	Vehicle	Km/h	Session
28	Cameron Das				Team Motopark		Dallara F320 Spiess	230.7	Private test - 1
35	Enzo Scionti		R	1	Drivex School		Dallara F320 HWA	230.7	Private test - 2
25	Casper Stevenson		R	2	Van Amersfoort Racing		Dallara F320 HWA	230.7	Private test - 2
34	Enzo Trulli		R	3	Drivex School		Dallara F320 HWA	229.7	Private test - 1
18	Nazim Azman				CryptoTower Racing Team		Dallara F320 Spiess	229.2	Private test - 2
27	Louis Foster				CryptoTower Racing Team		Dallara F320 Spiess	228.8	Private test - 1
21	Josh Mason				Double R Racing		Dallara F320 HWA	228.3	Private test - 2
77	Vivien Keszthelyi				Team Motopark		Dallara F320 Spiess	227.3	Private test - 2
88	Filip Kaminiarz				CryptoTower Racing Team		Dallara F320 Spiess	227.3	Private test - 2
66	Zdenek Chovanec		R	4	Double R Racing		Dallara F320 HWA	226.4	Private test - 1



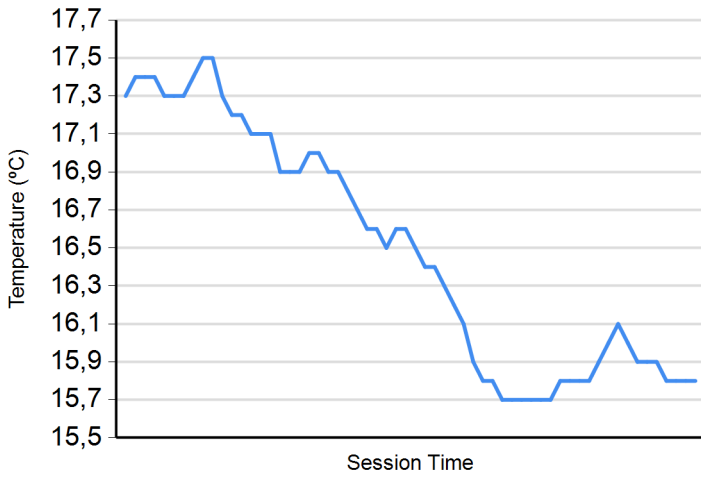


Paul Ricard
Euroformula Open
Private test - 2
Pit Stop Analysis

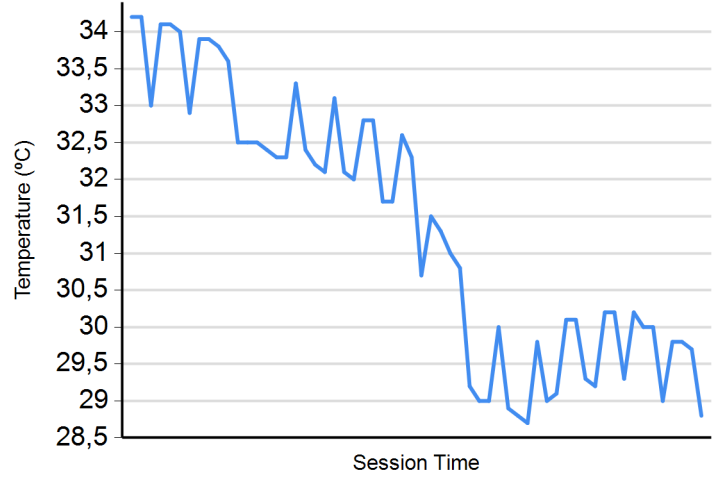




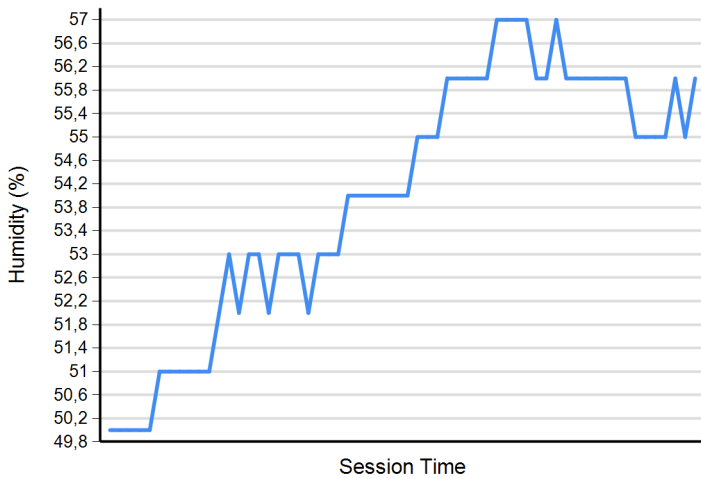
Air Temperature



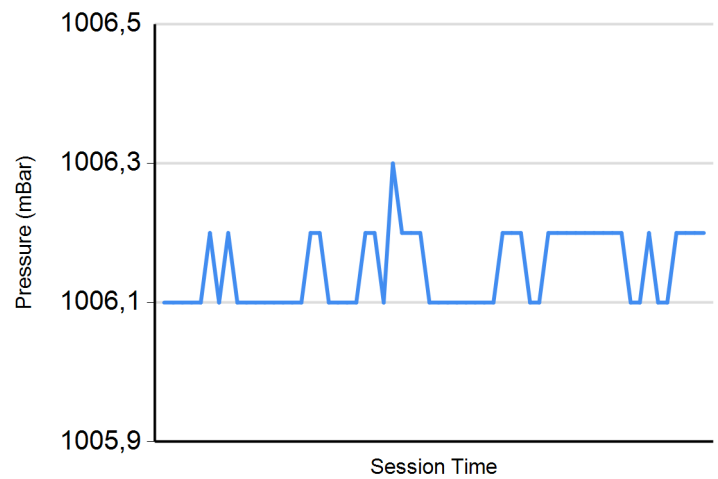
Track Temperature



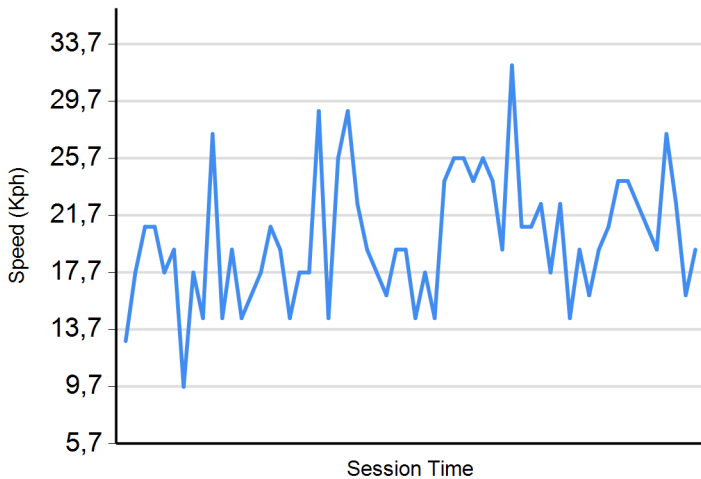
Humidity



Pressure



Wind Speed



Wind direction

North = 0°/360° Est = 90° South = 180° West = 270°

