

**Paul Ricard**  
**Euroformula Open**  
**Free Practice - 1**  
**Provisional Results**



Paul Ricard 5.822 m.

Clas	Nº	Driver	Nat	Cat	Clas	Team	Nat	Vehicle	Laps	Best	Time	Gap	Interval	Km/h
1	28	Cameron Das	USA			Team Motopark	DEU	Dallara F320 Spiess	15	14	1:54.836			182.5
2	27	Louis Foster	GBR			CryptoTower Racing Team	JPN	Dallara F320 Spiess	15	14	1:54.860	0.024	0.024	182.4
3	52	Jak Crawford	USA	R	1	Team Motopark	DEU	Dallara F320 Spiess	14	13	1:55.161	0.325	0.301	181.9
4	18	Nazim Azman	MYS			CryptoTower Racing Team	JPN	Dallara F320 Spiess	16	15	1:55.222	0.386	0.061	181.9
5	34	Enzo Trulli	ITA	R	2	Drivex School	ESP	Dallara F320 HWA	18	16	1:55.529	0.693	0.307	181.4
6	25	Casper Stevenson	GBR	R	3	Van Amersfoort Racing	NLD	Dallara F320 HWA	16	10	1:55.590	0.754	0.061	181.3
7	21	Josh Mason	GBR			Double R Racing	GBR	Dallara F320 HWA	16	14	1:55.944	1.108	0.354	180.7
8	35	Enzo Scionti	USA	R	4	Drivex School	ESP	Dallara F320 HWA	16	7	1:56.137	1.301	0.193	180.4
9	8	Rafael Villagomez	MEX			Van Amersfoort Racing	NLD	Dallara F320 HWA	16	7	1:56.260	1.424	0.123	180.2
10	66	Zdenek Chovanec	CZE	R	5	Double R Racing	GBR	Dallara F320 HWA	14	11	1:57.002	2.166	0.742	179.1
11	88	Filip Kaminiaz	POL			CryptoTower Racing Team	JPN	Dallara F320 Spiess	13	5	1:57.266	2.430	0.264	178.7
12	77	Vivien Keszthelyi	HUN			Team Motopark	DEU	Dallara F320 Spiess	14	12	1:57.918	3.082	0.652	177.7

Published at:.....

Track Temp: 29.8 °C Air Temp: 15.7 °C Humidity: 56 % Track Status: DRY

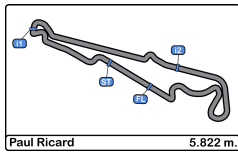
Stewards:

Race Director:

Timekeeper:

  
 Luis Angel Garcia Nufez  
 JOB/I-0020-ESP





**Paul Ricard**  
**Euroformula Open**  
**Free Practice - 1**  
**Provisional Results by Class**



Clas	Nº	Driver	Nat	Cat	Clas	Team	Nat	Vehicle	Laps	Best	Time	Gap	Interval	Km/h
1	28	Cameron Das				Team Motopark		Dallara F320 Spiess	15	14	1:54.836			182.5
2	27	Louis Foster				CryptoTower Racing Team		Dallara F320 Spiess	15	14	1:54.860	0.024	0.024	182.4
3	18	Nazim Azman				CryptoTower Racing Team		Dallara F320 Spiess	16	15	1:55.222	0.386	0.362	181.9
4	21	Josh Mason				Double R Racing		Dallara F320 HWA	16	14	1:55.944	1.108	0.722	180.7
5	8	Rafael Villagomez				Van Amersfoort Racing		Dallara F320 HWA	16	7	1:56.260	1.424	0.316	180.2
6	88	Filip Kaminiaz				CryptoTower Racing Team		Dallara F320 Spiess	13	5	1:57.266	2.430	1.006	178.7
7	77	Vivien Keszthelyi				Team Motopark		Dallara F320 Spiess	14	12	1:57.918	3.082	0.652	177.7

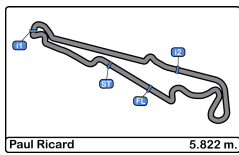
Rookie														
1	52	Jak Crawford		R	1	Team Motopark		Dallara F320 Spiess	14	13	1:55.161			181.9
2	34	Enzo Trulli		R	2	Drivex School		Dallara F320 HWA	18	16	1:55.529	0.368	0.368	181.4
3	25	Casper Stevenson		R	3	Van Amersfoort Racing		Dallara F320 HWA	16	10	1:55.590	0.429	0.061	181.3
4	35	Enzo Scionti		R	4	Drivex School		Dallara F320 HWA	16	7	1:56.137	0.976	0.547	180.4
5	66	Zdenek Chovanec		R	5	Double R Racing		Dallara F320 HWA	14	11	1:57.002	1.841	0.865	179.1

Published at:.....

Track Temp: 29.8 °C Air Temp: 15.7 °C Humidity: 56 % Track Status: DRY

<b>Stewards:</b>	<b>Race Director:</b>	<b>Timekeeper:</b>  Luis Angel Garcia Nunez JOB/I-0020-ESP
------------------	-----------------------	---





**Paul Ricard**  
Euroformula Open  
Free Practice - 1  
**Lap Analysis**



**8**

Rafael Villagomez

Dallara F320 HWA **21**

Josh Mason

Dallara F320 HWA

Van Amersfoort Racing

Double R Racing

Lap	D	Time	Sector 1	Sector 2	Sector 3	T. Spd	Elapsed	Lap	D	Time	Sector 1	Sector 2	Sector 3	T. Spd	Elapsed
1		10:51:04.190	10:49:22.041	44.581	57.568	108.7	10:51:04.190	1		10:50:59.296	10:49:16.616	44.006	58.674	119.0	10:50:59.296
2		2:16.148	39.223	40.139	56.786	209.7	10:53:20.338	2		2:13.753	37.133	39.899	56.721	200.0	10:53:13.049
3		1:57.547	32.867	36.126	48.554	225.9	10:55:17.885	3		2:08.599	35.148	38.263	55.188	182.4	10:55:21.648
4		1:58.369	32.331	36.057	49.981	227.3	10:57:16.254	4		1:58.295	32.287	36.285	49.723	226.8	10:57:19.943
5		1:57.177	32.180	36.188	48.809	229.7	10:59:13.431	5		1:57.638	32.301	36.321	49.016	228.8	10:59:17.581
6		1:56.571	31.910	36.090	48.571	230.7	11:01:10.002	6		1:57.841	32.202	36.121	49.518	230.2	11:01:15.422
7		<b>1:56.260</b>	31.964	35.998	48.298	228.8	11:03:06.262	7		1:57.056	32.105	36.040	48.911	227.3	11:03:12.478
8		2:07.847 P	34.049	36.000	57.798	228.8	11:05:14.109	8		1:56.697	32.052	35.982	48.663	226.4	11:05:09.175
9		9:31.326	7:55.015	41.190	55.121	110.5	11:14:45.435	9		1:56.839	32.123	35.993	48.723	225.9	11:07:06.014
10		1:58.471	32.636	36.612	49.223	226.8	11:16:43.906	10		9:48.416 P	31.913	36.053	8:40.450	226.8	11:16:54.430
11		1:56.848	<b>31.806</b>	35.956	49.086	228.8	11:18:40.754	11		2:26.689	55.244	38.993	52.452	126.6	11:19:21.119
12		1:56.274	31.847	36.039	48.388	228.8	11:20:37.028	12		2:06.509	34.251	37.366	54.892	217.3	11:21:27.628
13		2:03.533 P	31.924	35.979	55.630	229.2	11:22:40.561	13		1:56.240	31.907	35.944	48.389	229.7	11:23:23.868
14		4:53.499	3:21.671	37.092	54.736	134.8	11:27:34.060	14		<b>1:55.944</b>	<b>31.662</b>	<b>35.878</b>	48.404	230.2	11:25:19.812
15		1:56.436	31.875	36.284	<b>48.277</b>	227.3	11:29:30.496	15		1:56.223	31.843	36.166	48.214	228.3	11:27:16.035
16		2:07.187 P	31.994	<b>35.587</b>	59.606	229.7	11:31:37.683	16		1:55.997	31.861	36.023	<b>48.113</b>	229.2	11:29:12.032

**18**

Nazim Azman

Dallara F320 Spiess

**17**

Casper Stevenson

Dallara F320 HWA

CryptoTower Racing Team

**25**

Casper Stevenson

Dallara F320 HWA

Lap	D	Time	Sector 1	Sector 2	Sector 3	T. Spd	Elapsed	Lap	D	Time	Sector 1	Sector 2	Sector 3	T. Spd	Elapsed
1		10:50:57.589	10:49:19.839	42.438	55.312	105.9	10:50:57.589	1		10:50:49.586	10:49:13.268	41.070	55.248	107.4	10:50:49.586
2		2:10.373	35.991	39.214	55.168	204.5	10:53:07.962	2		2:05.924	35.447	38.613	51.864	212.1	10:52:55.510
3		1:58.224	32.620	36.715	48.889	225.4	10:55:06.186	3		1:57.763	32.391	36.358	49.014	225.4	10:54:53.273
4		2:18.311	32.433	49.450	56.428	229.2	10:57:24.497	4		1:56.717	32.103	36.248	48.366	227.3	10:56:49.990
5		1:57.000	32.215	36.186	48.599	228.3	10:59:21.497	5		1:56.451	31.907	36.158	48.386	228.3	10:58:46.441
6		1:57.018	31.871	36.239	48.908	230.7	11:01:18.515	6		2:07.779 P	32.137	36.002	59.640	229.7	11:00:54.220
7		2:16.952 P	36.161	37.178	1:03.613	228.3	11:03:35.467	7		6:04.069	4:30.355	41.344	52.370	117.3	11:06:58.289
8		4:30.789 P	2:40.448	43.631	1:06.710	146.1	11:08:06.256	8		2:01.054	34.016	36.949	50.089	213.4	11:08:59.343
9		2:46.000 P	1:06.477	37.859	1:01.664	142.8	11:10:52.256	9		1:55.882	31.766	35.909	48.207	225.4	11:10:55.225
10		5:21.971	3:50.665	39.495	51.811	110.9	11:16:14.227	10		<b>1:55.590</b>	31.645	35.914	48.031	228.3	11:12:50.815
11		2:01.910	33.914	37.656	50.340	211.3	11:18:16.137	11		2:08.585	36.954	39.011	52.620	230.7	11:14:59.400
12		1:56.292	32.027	35.905	48.360	227.8	11:20:12.429	12		2:05.845 P	31.708	36.011	58.126	229.2	11:17:05.245
13		1:55.805	31.860	35.938	48.007	227.8	11:22:08.234	13		8:22.168	6:43.005	43.918	55.245	138.8	11:25:27.413
14		2:11.460	38.380	42.238	50.842	225.9	11:24:19.694	14		2:02.041	34.523	36.621	50.897	226.4	11:27:29.454
15		<b>1:55.222</b>	<b>31.730</b>	<b>35.631</b>	<b>47.861</b>	228.3	11:26:14.916	15		1:55.871	31.840	36.060	<b>47.971</b>	226.8	11:29:25.325
16		2:13.044 P	33.599	36.525	1:02.920	225.9	11:28:27.960	16		2:08.891 P	<b>31.634</b>	<b>35.684</b>	1:01.573	230.2	11:31:34.216





**Paul Ricard**  
Euroformula Open  
Free Practice - 1  
Lap Analysis



**27**

Louis Foster

Dallara F320 Spiess

**34**

Enzo Trulli

Dallara F320 HWA

CryptoTower Racing Team

Rookie

Drivex School

Lap	D	Time	Sector 1	Sector 2	Sector 3	T. Spd	Elapsed	Lap	D	Time	Sector 1	Sector 2	Sector 3	T. Spd	Elapsed
1		10:54:42.927	10:53:11.208	40.356	51.363	124.4	10:54:42.927	1		10:50:57.989	10:49:23.164	40.673	54.152	116.5	10:50:57.989
2		2:01.212	34.057	37.118	50.037	214.7	10:56:44.139	2		2:02.133	33.522	38.487	50.124	226.8	10:53:00.122
3		1:56.504	31.845	36.185	48.474	227.8	10:58:40.643	3		1:58.444	32.772	36.365	49.307	224.5	10:54:58.566
4		1:56.324	31.957	36.002	48.365	227.3	11:00:36.967	4		2:01.604	34.187	38.255	49.162	227.3	10:57:00.170
5		2:07.513	36.216	37.995	53.302	228.3	11:02:44.480	5		1:57.922	32.396	36.190	49.336	229.2	10:58:58.092
6		2:02.816 P	31.719	35.697	55.400	226.8	11:04:47.296	6		1:57.027	32.134	36.067	48.826	228.8	11:00:55.119
7		3:52.586 P	2:20.894	36.133	55.559	147.3	11:08:39.882	7		1:56.662	32.044	36.037	48.581	227.3	11:02:51.781
8		8:43.509	7:14.021	38.382	51.106	125.4	11:17:23.391	8		1:56.189	31.866	35.829	48.494	230.7	11:04:47.970
9		2:04.071	33.290	36.515	54.266	210.9	11:19:27.462	9		6:16.406 P	31.686	36.117	5:08.603	228.3	11:11:04.376
10		2:01.341	31.378	35.689	54.274	229.2	11:21:28.803	10		2:30.584	59.602	39.638	51.344	119.4	11:13:34.960
11		2:18.347	34.483	41.491	1:02.373	218.1	11:23:47.150	11		1:59.868	33.723	36.713	49.432	216.8	11:15:34.828
12		1:55.046	31.464	35.647	47.935	227.3	11:25:42.196	12		1:57.768	32.304	36.761	48.703	228.8	11:17:32.596
13		2:05.407	31.860	40.403	53.144	227.3	11:27:47.603	13		1:55.890	31.545	35.822	48.523	230.7	11:19:28.486
14		1:54.860	31.417	35.830	47.613	228.3	11:29:42.463	14		1:57.038	32.190	35.944	48.904	231.7	11:21:25.524
15		2:03.221 P	32.244	35.834	55.143	230.7	11:31:45.684	15		1:55.923	31.841	35.904	48.178	228.8	11:23:21.447
16								16		1:55.529	31.630	35.635	48.264	228.3	11:25:16.976
17								17		1:55.835	31.849	35.777	48.209	228.8	11:27:12.811
18								18		1:56.173	31.793	36.025	48.355	229.2	11:29:08.984
19								19			32.986	35.663		233.2	

**28**

Cameron Das

Dallara F320 Spiess

**35**

Enzo Scionti

Dallara F320 HWA

Team Motopark

Rookie

Drivex School

Lap	D	Time	Sector 1	Sector 2	Sector 3	T. Spd	Elapsed	Lap	D	Time	Sector 1	Sector 2	Sector 3	T. Spd	Elapsed
1		10:54:09.143	10:52:36.967	40.243	51.933	127.2	10:54:09.143	1		10:51:00.254	10:49:25.780	40.651	53.823	118.9	10:51:00.254
2		2:01.873	33.607	36.894	51.372	218.1	10:56:11.016	2		2:01.754	34.795	36.867	50.092	203.0	10:53:02.008
3		1:57.043	31.848	36.236	48.959	226.8	10:58:08.059	3		1:57.828	32.378	36.695	48.755	228.3	10:54:59.836
4		1:56.403	31.737	35.965	48.701	228.8	11:00:04.462	4		1:56.933	31.786	36.204	48.943	231.7	10:56:56.769
5		1:56.368	31.717	36.313	48.338	229.2	11:02:00.830	5		2:05.975	38.556	38.607	48.812	230.7	10:59:02.744
6		2:07.755 P	31.981	35.978	59.796	227.8	11:04:08.585	6		1:57.027	31.766	36.060	49.201	232.7	11:00:59.771
7		5:04.950	3:35.166	36.419	53.365	146.3	11:09:13.535	7		1:56.137	31.695	35.785	48.657	230.7	11:02:55.908
8		1:55.737	31.747	35.997	47.993	224.0	11:11:09.272	8		10:04.263 P	32.796	36.274	8:55.193	230.2	11:13:00.171
9		1:55.736	31.684	35.890	48.162	228.8	11:13:05.008	9		2:42.799	1:00.615	47.027	55.157	133.4	11:15:42.970
10		2:04.576 P	32.356	35.910	56.310	229.2	11:15:09.584	10		1:59.906	33.461	36.901	49.544	227.8	11:17:42.876
11		6:07.317	4:36.714	39.548	51.055	126.9	11:21:16.901	11		1:57.736	32.016	36.025	49.695	230.2	11:19:40.612
12		1:58.257	33.380	36.433	48.444	221.3	11:23:15.158	12		1:57.753	31.949	36.336	49.468	229.7	11:21:38.365
13		1:59.524	31.801	35.783	51.940	229.2	11:25:14.682	13		1:57.299	31.908	36.094	49.297	232.7	11:23:35.664
14		1:54.836	31.481	35.739	47.616	227.3	11:27:09.518	14		2:01.801	36.691	36.299	48.811	180.3	11:25:37.465
15		2:04.042 P	31.575	35.781	56.686	228.8	11:29:13.560	15		1:57.393	31.839	36.526	49.028	228.3	11:27:34.858
								16		1:57.029	32.149	36.163	48.717	229.7	11:29:31.887
								17			32.624	36.071		233.2	





**Paul Ricard**  
Euroformula Open  
Free Practice - 1  
Lap Analysis



**52**

Jak Crawford

Dallara F320 Spiess **88**

Filip Kaminiarz

Dallara F320 Spiess

Rookie

Team Motopark

CryptoTower Racing Team

Lap	D	Time	Sector 1	Sector 2	Sector 3	T. Spd	Elapsed	Lap	D	Time	Sector 1	Sector 2	Sector 3	T. Spd	Elapsed
1		10:51:03.749 P	10:49:06.179	45.580	1:11.990	110.9	10:51:03.749	1		10:51:56.073	10:50:18.286	42.357	55.430	113.8	10:51:56.073
2		5:38.237	4:03.474	40.129	54.634	123.8	10:56:41.986	2		2:02.423	34.225	37.386	50.812	220.8	10:53:58.496
3		2:08.834	38.904	39.052	50.878	126.0	10:58:50.820	3		2:04.428	37.146	37.658	49.624	224.5	10:56:02.924
4		1:59.086	33.303	36.547	49.236	228.3	11:00:49.906	4		2:00.218	32.366	36.484	51.368	225.9	10:58:03.142
5		1:58.348	32.451	36.455	49.442	227.8	11:02:48.254	5		1:57.266	32.363	36.165	48.738	227.3	11:00:00.408
6		1:56.842	32.398	36.083	48.361	228.3	11:04:45.096	6		2:11.420 P	32.081	40.603	58.736	227.3	11:02:11.828
7		1:57.072	32.075	36.323	48.674	228.3	11:06:42.168	7		3:38.714 P	2:04.210	36.466	58.038	144.1	11:05:50.542
8		2:07.430 P	31.924	36.101	59.405	227.8	11:08:49.598	8		11:56.208	10:16.102	42.335	57.771	138.9	11:17:46.750
9		3:12.865 P	1:33.229	36.192	1:03.444	144.1	11:12:02.463	9		2:02.148	33.218	37.501	51.429	225.4	11:19:48.898
10		8:28.250	6:49.767	41.150	57.333	111.5	11:20:30.713	10		2:08.967	41.455	37.654	49.858	226.8	11:21:57.865
11		2:09.787	38.003	40.420	51.364	218.6	11:22:40.500	11		2:02.281	32.062	39.099	51.120	227.3	11:24:00.146
12		1:55.445	31.795	35.813	47.837	228.8	11:24:35.945	12		1:57.284	32.222	36.114	48.948	225.9	11:25:57.430
13		1:55.161	31.509	35.569	48.083	227.3	11:26:31.106	13		2:07.037 P	32.238	36.319	58.480	225.0	11:28:04.467
14		2:26.698 P	38.102	39.855	1:08.741	226.8	11:28:57.804								

**66**

Zdenek Chovanec

Dallara F320 HWA

Rookie

Double R Racing

Lap	D	Time	Sector 1	Sector 2	Sector 3	T. Spd	Elapsed
1		10:50:54.021	10:49:15.308	43.109	55.604	107.4	10:50:54.021
2		2:09.060	36.084	39.434	53.542	186.8	10:53:03.081
3		2:00.986	33.717	36.929	50.340	206.1	10:55:04.067
4		1:58.997	32.486	36.544	49.967	229.7	10:57:03.064
5		1:57.977	32.449	36.345	49.183	227.3	10:59:01.041
6		9:13.130 P	32.113	36.471	8:04.546	229.2	11:08:14.171
7		2:30.173	55.458	42.583	52.132	108.0	11:10:44.344
8		2:04.996	34.274	39.610	51.112	199.2	11:12:49.340
9		2:00.147	32.575	36.376	51.196	225.0	11:14:49.487
10		1:57.612	32.160	36.411	49.041	227.3	11:16:47.099
11		1:57.002	32.038	36.202	48.762	228.8	11:18:44.101
12		4:11.193 P	33.188	36.848	3:01.157	228.3	11:22:55.294
13		4:12.328	2:47.053	36.246	49.029	226.4	11:27:07.622
14		2:00.634	32.216	37.365	51.053	223.6	11:29:08.256
15			32.215	36.316		226.4	

**77**

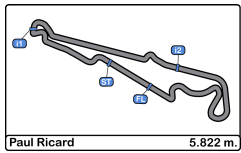
Vivien Keszthelyi

Dallara F320 Spiess

Team Motopark

Lap	D	Time	Sector 1	Sector 2	Sector 3	T. Spd	Elapsed
1		10:51:05.938	10:49:27.603	42.621	55.714	124.8	10:51:05.938
2		2:04.442	35.118	37.730	51.594	223.6	10:53:10.380
3		2:01.069	33.625	36.999	50.445	225.0	10:55:11.449
4		1:59.841	33.122	36.908	49.811	226.8	10:57:11.290
5		1:59.502	32.891	36.660	49.951	228.3	10:59:10.792
6		2:21.558 P	33.330	40.423	1:07.805	229.2	11:01:32.350
7		4:12.378 P	2:33.553	37.177	1:01.648	146.5	11:05:44.728
8		11:54.713	10:19.397	42.908	52.408	118.1	11:17:39.441
9		1:58.522	32.970	36.293	49.259	227.8	11:19:37.963
10		1:58.520	32.457	36.219	49.844	227.8	11:21:36.483
11		1:58.292	32.627	36.210	49.455	228.8	11:23:34.775
12		1:57.918	32.613	36.073	49.232	226.8	11:25:32.693
13		1:58.679	32.780	36.350	49.549	225.4	11:27:31.372
14		2:16.980 P	33.014	38.448	1:05.518	226.4	11:29:48.352



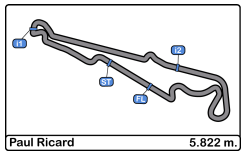


**Paul Ricard**  
**Euroformula Open**  
**Free Practice - 1**  
**Best Sectors Results**



Sector - 1			Sector - 2			Sector - 3			Ideal Lap vs Best Lap						
Clas	Nº	Driver	Time	Nº	Driver	Time	Nº	Driver	Time	Clas	Nº	Driver	Ideal Lap	Best Lap	Clas
1	27	Louis Foster	31.378	52	Jak Crawford	35.569	27	Louis Foster	47.613	1	27	Louis Foster	1:54.638	1:54.860	2
2	28	Cameron Das	31.481	8	Rafael Villagomez	35.587	28	Cameron Das	47.616	2	28	Cameron Das	1:54.836	1:54.836	1
3	52	Jak Crawford	31.509	18	Nazim Azman	35.631	52	Jak Crawford	47.837	3	52	Jak Crawford	1:54.915	1:55.161	3
4	34	Enzo Trulli	31.545	34	Enzo Trulli	35.635	18	Nazim Azman	47.861	4	18	Nazim Azman	1:55.222	1:55.222	4
5	25	Casper Stevenson	31.634	27	Louis Foster	35.647	25	Casper Stevenson	47.971	5	25	Casper Stevenson	1:55.289	1:55.590	6
6	21	Josh Mason	31.662	25	Casper Stevenson	35.684	21	Josh Mason	48.113	6	34	Enzo Trulli	1:55.358	1:55.529	5
7	35	Enzo Scionti	31.695	28	Cameron Das	35.739	34	Enzo Trulli	48.178	7	21	Josh Mason	1:55.653	1:55.944	7
8	18	Nazim Azman	31.730	35	Enzo Scionti	35.785	8	Rafael Villagomez	48.277	8	8	Rafael Villagomez	1:55.670	1:56.260	9
9	8	Rafael Villagomez	31.806	21	Josh Mason	35.878	35	Enzo Scionti	48.657	9	35	Enzo Scionti	1:56.137	1:56.137	8
10	66	Zdenek Chovanec	32.038	77	Vivien Keszthelyi	36.073	88	Filip Kaminiarz	48.738	10	88	Filip Kaminiarz	1:56.914	1:57.266	11
11	88	Filip Kaminiarz	32.062	88	Filip Kaminiarz	36.114	66	Zdenek Chovanec	48.762	11	66	Zdenek Chovanec	1:56.960	1:57.002	10
12	77	Vivien Keszthelyi	32.457	66	Zdenek Chovanec	36.160	77	Vivien Keszthelyi	49.232	12	77	Vivien Keszthelyi	1:57.762	1:57.918	12



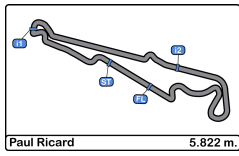


**Paul Ricard**  
**Euroformula Open**  
**Free Practice - 1**  
**Best 5 Lap Times**



Cls	N°	Driver	Nat	Cat	Cls	Team	Nat	Vehicle	Best 1		Best 2		Best 3		Best 4		Best 5	
									Time	Lap	Time	Lap	Time	Lap	Time	Lap	Time	Lap
1	28	Cameron Das				Team Motopark		Dallara F320 Spiess	1:54.836	14	1:55.736	9	1:55.737	8	1:56.368	5	1:56.403	4
2	27	Louis Foster				CryptoTower Racing		Dallara F320 Spiess	1:54.860	14	1:55.046	12	1:56.324	4	1:56.504	3	2:01.212	2
3	52	Jak Crawford		R	1	Team Motopark		Dallara F320 Spiess	1:55.161	13	1:55.445	12	1:56.842	6	1:57.072	7	1:58.348	5
4	18	Nazim Azman				CryptoTower Racing		Dallara F320 Spiess	1:55.222	15	1:55.805	13	1:56.292	12	1:57.000	5	1:57.018	6
5	34	Enzo Trulli		R	2	Drivex School		Dallara F320 HWA	1:55.529	16	1:55.835	17	1:55.890	13	1:55.923	15	1:56.173	18
6	25	Casper Stevenson		R	3	Van Amersfoort Racing		Dallara F320 HWA	1:55.590	10	1:55.871	15	1:55.882	9	1:56.451	5	1:56.717	4
7	21	Josh Mason				Double R Racing		Dallara F320 HWA	1:55.944	14	1:55.997	16	1:56.223	15	1:56.240	13	1:56.697	8
8	35	Enzo Scionti		R	4	Drivex School		Dallara F320 HWA	1:56.137	7	1:56.933	4	1:57.027	6	1:57.029	16	1:57.299	13
9	8	Rafael Villagomez				Van Amersfoort Racing		Dallara F320 HWA	1:56.260	7	1:56.274	12	1:56.436	15	1:56.571	6	1:56.848	11
10	66	Zdenek Chovanec		R	5	Double R Racing		Dallara F320 HWA	1:57.002	11	1:57.612	10	1:57.977	5	1:58.997	4	2:00.147	9
11	88	Filip Kaminiarz				CryptoTower Racing		Dallara F320 Spiess	1:57.266	5	1:57.284	12	2:00.218	4	2:02.148	9	2:02.281	11
12	77	Vivien Keszthelyi				Team Motopark		Dallara F320 Spiess	1:57.918	12	1:58.292	11	1:58.520	10	1:58.522	9	1:58.679	13





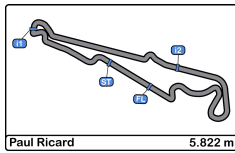
**Paul Ricard**  
**Euroformula Open**  
**Free Practice - 1**  
**Best 5 Top Speeds**



Clas	N°	Driver	Nat	Cat	Cla	Team	Nat	Vehicle	Top 1		Top 2		Top 3		Top 4		Top 5		Avg
									Km/h	Lap	Km/h	Lap	Km/h	Lap	Km/h	Lap	Km/h	Lap	
1	34	Enzo Trulli	ITA	R	1	Drivex School	ESP	Dallara F320 HWA	233.2	19	231.7	14	230.7	8	230.7	13	229.2	5	231.1
2	35	Enzo Scionti	USA	R	2	Drivex School	ESP	Dallara F320 HWA	233.2	17	232.7	6	232.7	13	231.7	4	230.7	5	232.2
3	21	Josh Mason	GBR			Double R Racing	GBR	Dallara F320 HWA	231.7	17	230.2	6	230.2	14	229.7	13	229.2	16	230.2
4	8	Rafael Villagomez	MEX			Van Amersfoort Racing	NLD	Dallara F320 HWA	230.7	6	229.7	5	229.7	16	229.2	13	228.8	7	229.6
5	18	Nazim Azman	MYS			CryptoTower Racing Team	JPN	Dallara F320 Spiess	230.7	6	229.2	4	228.3	5	228.3	7	228.3	15	229.0
6	25	Casper Stevenson	GBR	R	3	Van Amersfoort Racing	NLD	Dallara F320 HWA	230.7	11	230.2	16	229.7	6	229.2	12	228.3	5	229.6
7	27	Louis Foster	GBR			CryptoTower Racing Team	JPN	Dallara F320 Spiess	230.7	15	229.2	10	228.3	5	228.3	14	227.8	3	228.9
8	66	Zdenek Chovanec	CZE	R	4	Double R Racing	GBR	Dallara F320 HWA	229.7	4	229.2	6	228.8	11	228.3	12	227.3	5	228.7
9	28	Cameron Das	USA			Team Motopark	DEU	Dallara F320 Spiess	229.2	5	229.2	10	229.2	13	228.8	4	228.8	9	229.1
10	77	Vivien Keszthelyi	HUN			Team Motopark	DEU	Dallara F320 Spiess	229.2	6	228.8	11	228.3	5	227.8	9	227.8	10	228.4
11	52	Jak Crawford	USA	R	5	Team Motopark	DEU	Dallara F320 Spiess	228.8	12	228.3	4	228.3	6	228.3	7	227.8	5	228.3
12	88	Filip Kaminiaz	POL			CryptoTower Racing Team	JPN	Dallara F320 Spiess	227.3	5	227.3	6	227.3	11	226.8	10	225.9	4	226.9







**Paul Ricard**  
**Euroformula Open**  
**Free Practice - 1**  
**Fastest Laps Sequence**



Paul Ricard 5.822 m

Lap	Time of Day	Session Time	N°	Driver	Nat	Cat	Team	Nat	Vehicle	Time	Km/h
2	10:52:55.510	4:55.510	25	Casper Stevenson	GBR	R	Van Amersfoort Racing	NLD	Dallara F320 HWA	2:05.924	166.4
2	10:53:00.122	5:00.122	34	Enzo Trulli	ITA	R	Drivex School	ESP	Dallara F320 HWA	2:02.133	171.6
2	10:53:02.008	5:02.008	35	Enzo Scionti	USA	R	Drivex School	ESP	Dallara F320 HWA	2:01.754	172.1
3	10:54:53.273	6:53.273	25	Casper Stevenson	GBR	R	Van Amersfoort Racing	NLD	Dallara F320 HWA	1:57.763	177.9
3	10:55:17.885	7:17.885	8	Rafael Villagomez	MEX		Van Amersfoort Racing	NLD	Dallara F320 HWA	1:57.547	178.3
4	10:56:49.990	8:49.990	25	Casper Stevenson	GBR	R	Van Amersfoort Racing	NLD	Dallara F320 HWA	1:56.717	179.5
3	10:58:40.643	10:40.643	27	Louis Foster	GBR		CryptoTower Racing Team	JPN	Dallara F320 Spiess	1:56.504	179.9
5	10:58:46.441	10:46.441	25	Casper Stevenson	GBR	R	Van Amersfoort Racing	NLD	Dallara F320 HWA	1:56.451	179.9
4	11:00:04.462	12:04.462	28	Cameron Das	USA		Team Motopark	DEU	Dallara F320 Spiess	1:56.403	180.0
4	11:00:36.967	12:36.967	27	Louis Foster	GBR		CryptoTower Racing Team	JPN	Dallara F320 Spiess	1:56.324	180.1
7	11:02:55.908	14:55.908	35	Enzo Scionti	USA	R	Drivex School	ESP	Dallara F320 HWA	1:56.137	180.4
9	11:10:55.225	22:55.225	25	Casper Stevenson	GBR	R	Van Amersfoort Racing	NLD	Dallara F320 HWA	1:55.882	180.8
8	11:11:09.272	23:09.272	28	Cameron Das	USA		Team Motopark	DEU	Dallara F320 Spiess	1:55.737	181.0
10	11:12:50.815	24:50.815	25	Casper Stevenson	GBR	R	Van Amersfoort Racing	NLD	Dallara F320 HWA	1:55.590	181.3
12	11:24:35.945	36:35.945	52	Jak Crawford	USA	R	Team Motopark	DEU	Dallara F320 Spiess	1:55.445	181.5
12	11:25:42.196	37:42.196	27	Louis Foster	GBR		CryptoTower Racing Team	JPN	Dallara F320 Spiess	1:55.046	182.1
14	11:27:09.518	39:09.518	28	Cameron Das	USA		Team Motopark	DEU	Dallara F320 Spiess	1:54.836	182.5





Paul Ricard 5.822 m.

**Paul Ricard**  
**Euroformula Open**  
**Free Practice - 1**  
**Event Best Maximum Speed**



N°	Driver	Nat	Cat	Clas	Team	Nat	Vehicle	Km/h	Session
34	Enzo Trulli		R	1	Drivex School		Dallara F320 HWA	233.2	Free Practice - 1
35	Enzo Scionti		R	2	Drivex School		Dallara F320 HWA	233.2	Free Practice - 1
21	Josh Mason				Double R Racing		Dallara F320 HWA	231.7	Free Practice - 1
8	Rafael Villagomez				Van Amersfoort Racing		Dallara F320 HWA	230.7	Free Practice - 1
18	Nazim Azman				CryptoTower Racing Team		Dallara F320 Spiess	230.7	Free Practice - 1
25	Casper Stevenson		R	3	Van Amersfoort Racing		Dallara F320 HWA	230.7	Free Practice - 1
27	Louis Foster				CryptoTower Racing Team		Dallara F320 Spiess	230.7	Free Practice - 1
66	Zdenek Chovanec		R	4	Double R Racing		Dallara F320 HWA	229.7	Free Practice - 1
77	Vivien Keszthelyi				Team Motopark		Dallara F320 Spiess	229.2	Free Practice - 1
28	Cameron Das				Team Motopark		Dallara F320 Spiess	229.2	Free Practice - 1
52	Jak Crawford		R	5	Team Motopark		Dallara F320 Spiess	228.8	Free Practice - 1
88	Filip Kaminiarz				CryptoTower Racing Team		Dallara F320 Spiess	227.3	Free Practice - 1





**Paul Ricard**  
Euroformula Open  
Free Practice - 1  
**Pit Stop Analysis**



**8** Rafael Villagomez Van Amersfoort Racing  
Dallara F320 HWA

Nr.	In Day Time	In Time	Out Time	Pit Time	T. Pit Time	Handicap	Penalty
1	11:05:04.679	11:05:04.679	11:12:30.642	7:25.963	7:25.963		
2	11:22:31.966	11:22:31.966	11:25:27.684	2:55.718	10:21.681		

**18** Nazim Azman CryptoTower Racing Team  
Dallara F320 Spiess

Nr.	In Day Time	In Time	Out Time	Pit Time	T. Pit Time	Handicap	Penalty
1	11:03:24.368	11:03:24.368	11:05:29.964	2:05.596	2:05.596		
2	11:07:55.471	11:07:55.471	11:08:29.537	34.066	2:39.662		
3	11:10:42.184	11:10:42.184	11:14:04.809	3:22.625	6:02.287		

**21** Josh Mason Double R Racing  
Dallara F320 HWA

Nr.	In Day Time	In Time	Out Time	Pit Time	T. Pit Time	Handicap	Penalty
1	11:09:05.169	11:09:05.169	11:17:12.815	8:07.646	8:07.646		

**25** Casper Stevenson R Van Amersfoort Racing  
Dallara F320 HWA

Nr.	In Day Time	In Time	Out Time	Pit Time	T. Pit Time	Handicap	Penalty
1	11:00:44.783	11:00:44.783	11:04:39.331	3:54.548	3:54.548		
2	11:16:55.660	11:16:55.660	11:23:08.792	6:13.132	10:07.680		

**27** Louis Foster CryptoTower Racing Team  
Dallara F320 Spiess

Nr.	In Day Time	In Time	Out Time	Pit Time	T. Pit Time	Handicap	Penalty
1	11:04:38.459	11:04:38.459	11:06:37.127	1:58.668	1:58.668		
2	11:08:30.649	11:08:30.649	11:15:18.115	6:47.466	8:46.134		

**28** Cameron Das Team Motopark  
Dallara F320 Spiess

Nr.	In Day Time	In Time	Out Time	Pit Time	T. Pit Time	Handicap	Penalty
1	11:03:59.176	11:03:59.176	11:07:03.908	3:04.732	3:04.732		
2	11:15:00.978	11:15:00.978	11:19:09.260	4:08.282	7:13.014		

**35** Enzo Scionti R Drivex School  
Dallara F320 HWA

Nr.	In Day Time	In Time	Out Time	Pit Time	T. Pit Time	Handicap	Penalty
1	11:04:57.663	11:04:57.663	11:13:22.649	8:24.986	8:24.986		

**52** Jak Crawford R Team Motopark  
Dallara F320 Spiess

Nr.	In Day Time	In Time	Out Time	Pit Time	T. Pit Time	Handicap	Penalty
1	10:50:52.435	10:50:52.435	10:54:29.508	3:37.073	3:37.073		
2	11:08:40.400	11:08:40.400	11:09:40.015	59.615	4:36.688		
3	11:11:53.113	11:11:53.113	11:18:11.329	6:18.216	10:54.904		

**66** Zdenek Chovanec R Double R Racing  
Dallara F320 HWA

Nr.	In Day Time	In Time	Out Time	Pit Time	T. Pit Time	Handicap	Penalty
1	11:01:05.470	11:01:05.470	11:08:31.834	7:26.364	7:26.364		
2	11:20:43.129	11:20:43.129	11:23:13.127	2:29.998	9:56.362		

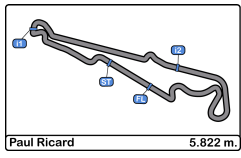
**77** Vivien Keszthelyi Team Motopark  
Dallara F320 Spiess

Nr.	In Day Time	In Time	Out Time	Pit Time	T. Pit Time	Handicap	Penalty
1	11:01:22.064	11:01:22.064	11:03:20.844	1:58.780	1:58.780		

**2** 11:05:34.555 11:05:34.555 11:15:26.461 9:51.906 11:50.686  
**88** Filip Kaminiarz CryptoTower Racing Team  
Dallara F320 Spiess

Nr.	In Day Time	In Time	Out Time	Pit Time	T. Pit Time	Handicap	Penalty
1	11:02:03.086	11:02:03.086	11:03:35.903	1:32.817	1:32.817		
2	11:05:41.121	11:05:41.121	11:15:29.803	9:48.682	11:21.499		

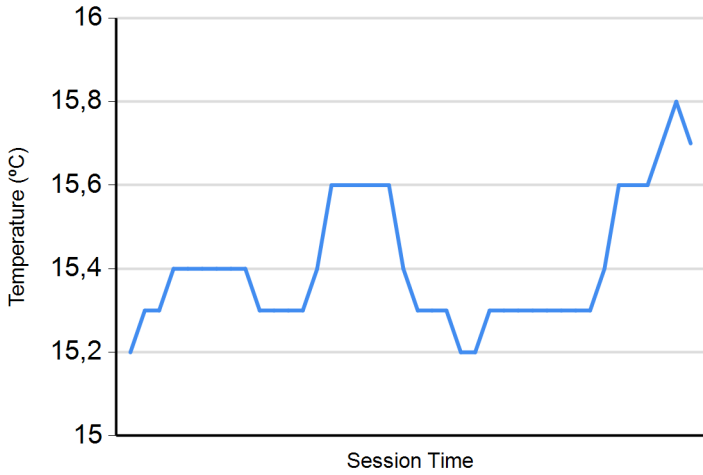




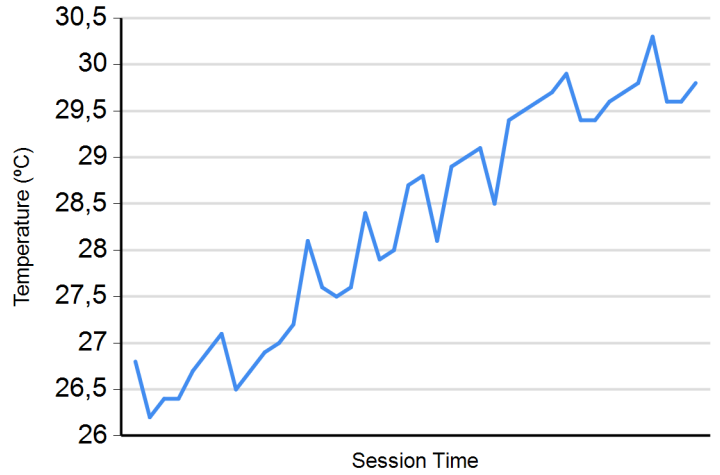
Paul Ricard  
Euroformula Open  
Free Practice - 1  
Weather Report



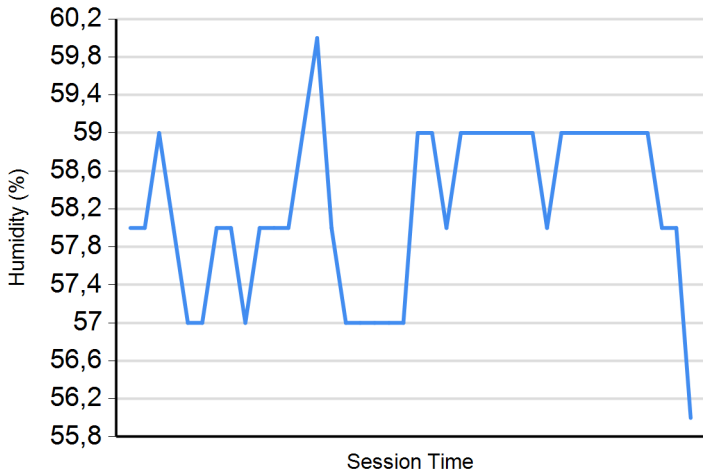
### Air Temperature



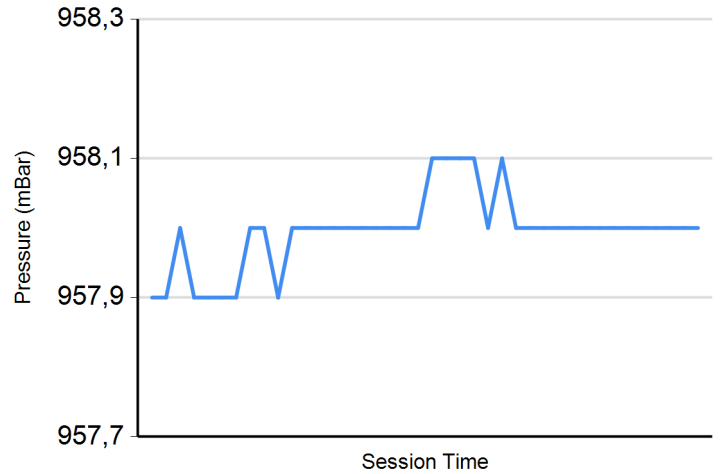
### Track Temperature



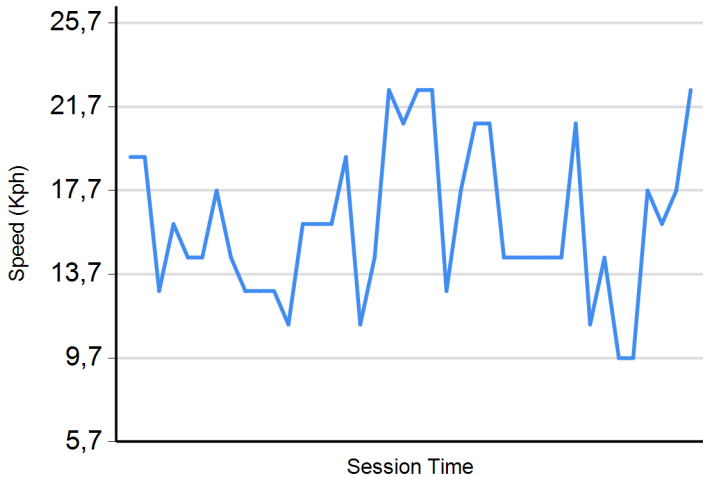
### Humidity



### Pressure



### Wind Speed



### Wind direction

North = 0°/360° Est = 90° South = 180° West = 270°

