

Paul Ricard
Euroformula Open
Free Practice - 2
Provisional Results



Clas	Nº	Driver	Nat	Cat	Clas	Team	Nat	Vehicle	Laps	Best	Time	Gap	Interval	Km/h
1	52	Jak Crawford		R	1	Team Motopark		Dallara F320 Spiess	13	11	1:54.621			182.8
2	8	Rafael Villagomez				Van Amersfoort Racing		Dallara F320 HWA	15	14	1:54.945	0.324	0.324	182.3
3	27	Louis Foster				CryptoTower Racing Team		Dallara F320 Spiess	19	18	1:55.061	0.440	0.116	182.1
4	28	Cameron Das				Team Motopark		Dallara F320 Spiess	19	17	1:55.233	0.612	0.172	181.8
5	25	Casper Stevenson		R	2	Van Amersfoort Racing		Dallara F320 HWA	16	14	1:55.258	0.637	0.025	181.8
6	34	Enzo Trulli		R	3	Drivex School		Dallara F320 HWA	16	16	1:55.301	0.680	0.043	181.7
7	21	Josh Mason				Double R Racing		Dallara F320 HWA	17	14	1:55.316	0.695	0.015	181.7
8	18	Nazim Azman				CryptoTower Racing Team		Dallara F320 Spiess	17	14	1:55.791	1.170	0.475	181.0
9	66	Zdenek Chovanec		R	4	Double R Racing		Dallara F320 HWA	12	8	1:56.052	1.431	0.261	180.6
10	88	Filip Kaminiaz				CryptoTower Racing Team		Dallara F320 Spiess	15	9	1:56.520	1.899	0.468	179.8
11	35	Enzo Scionti		R	5	Drivex School		Dallara F320 HWA	12	12	1:57.234	2.613	0.714	178.7
12	77	Vivien Keszthelyi				Team Motopark		Dallara F320 Spiess	13	12	1:59.320	4.699	2.086	175.6

Published at:.....

Track Temp: 36.5 °C Air Temp: 18.3 °C Humidity: 42 % Track Status: DRY

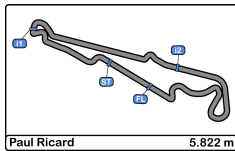
Stewards:

Race Director:

Timekeeper:

Luis Angel Garcia Nunez
 JOB/I-0020-ESP





Paul Ricard
Euroformula Open
Free Practice - 2
Provisional Results by Class



Clas	Nº	Driver	Nat	Cat	Clas	Team	Nat	Vehicle	Laps	Best	Time	Gap	Interval	Km/h
1	8	Rafael Villagomez	MEX			Van Amersfoort Racing	NLD	Dallara F320 HWA	15	14	1:54.945			182.3
2	27	Louis Foster	GBR			CryptoTower Racing Team	JPN	Dallara F320 Spiess	19	18	1:55.061	0.116	0.116	182.1
3	28	Cameron Das	USA			Team Motopark	DEU	Dallara F320 Spiess	19	17	1:55.233	0.288	0.172	181.8
4	21	Josh Mason	GBR			Double R Racing	GBR	Dallara F320 HWA	17	14	1:55.316	0.371	0.083	181.7
5	18	Nazim Azman	MYS			CryptoTower Racing Team	JPN	Dallara F320 Spiess	17	14	1:55.791	0.846	0.475	181.0
6	88	Filip Kaminiaz	POL			CryptoTower Racing Team	JPN	Dallara F320 Spiess	15	9	1:56.520	1.575	0.729	179.8
7	77	Vivien Keszthelyi	HUN			Team Motopark	DEU	Dallara F320 Spiess	13	12	1:59.320	4.375	2.800	175.6

Rookie														
1	52	Jak Crawford	USA	R	1	Team Motopark	DEU	Dallara F320 Spiess	13	11	1:54.621			182.8
2	25	Casper Stevenson	GBR	R	2	Van Amersfoort Racing	NLD	Dallara F320 HWA	16	14	1:55.258	0.637	0.637	181.8
3	34	Enzo Trulli	ITA	R	3	Drivex School	ESP	Dallara F320 HWA	16	16	1:55.301	0.680	0.043	181.7
4	66	Zdenek Chovanec	CZE	R	4	Double R Racing	GBR	Dallara F320 HWA	12	8	1:56.052	1.431	0.751	180.6
5	35	Enzo Scionti	USA	R	5	Drivex School	ESP	Dallara F320 HWA	12	12	1:57.234	2.613	1.182	178.7

Published at:.....

Track Temp: 36.5 °C Air Temp: 18.3 °C Humidity: 42 % Track Status: DRY

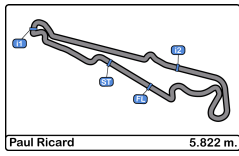
Stewards:

Race Director:

Timekeeper:


 Luis Angel Garcia Nunez
 JOB/I-0020-ESP





Paul Ricard
Euroformula Open
Free Practice - 2
Lap Analysis



8

Rafael Villagomez

Dallara F320 HWA

21

Josh Mason

Dallara F320 HWA

Van Amersfoort Racing

Double R Racing

Lap	D	Time	Sector 1	Sector 2	Sector 3	T. Spd	Elapsed	Lap	D	Time	Sector 1	Sector 2	Sector 3	T. Spd	Elapsed
1		16:05:05.468	16:03:31.853	41.702	51.913	131.5	16:05:05.468	1		16:04:52.966	16:03:21.308	38.677	52.981	127.9	16:04:52.966
2		1:59.941	34.366	36.034	49.541	205.7	16:07:05.409	2		2:04.504	34.784	37.504	52.216	216.4	16:06:57.470
3		1:55.865	32.024	35.786	48.055	225.9	16:09:01.274	3		2:01.852	33.742	36.783	51.327	210.1	16:08:59.322
4		1:55.708	31.621	35.753	48.334	229.7	16:10:56.982	4		2:01.113	32.279	36.069	52.765	227.3	16:11:00.435
5		2:03.637 P	31.667	36.108	55.862	227.3	16:13:00.619	5		1:56.959	32.269	36.055	48.635	226.8	16:12:57.394
6		7:58.306	6:31.497	36.053	50.756	56.1	16:20:58.925	6		1:56.503	32.097	35.966	48.440	225.4	16:14:53.897
7		2:00.942	31.713	40.130	49.099	224.5	16:22:59.867	7		1:55.840	31.784	35.876	48.180	225.9	16:16:49.737
8		1:55.649	31.836	35.938	47.875	226.8	16:24:55.516	8		1:55.796	31.749	35.837	48.210	225.4	16:18:45.533
9		1:55.583	31.680	35.613	48.290	227.3	16:26:51.099	9		7:31.779 P	35.755	38.737	6:17.287	221.3	16:26:17.312
10		2:03.614 P	31.952	35.587	56.075	225.0	16:28:54.713	10		2:23.833	54.159	37.515	52.159	119.8	16:28:41.145
11		8:57.456	7:30.139	37.477	49.840	133.4	16:37:52.169	11		1:59.752	33.191	36.410	50.151	224.0	16:30:40.897
12		1:57.062	32.443	36.065	48.554	224.0	16:39:49.231	12		1:55.607	32.015	35.646	47.946	224.0	16:32:36.504
13		1:55.463	31.468	35.475	48.520	225.9	16:41:44.694	13		1:56.670	31.555	35.778	49.337	227.8	16:34:33.174
14		1:54.945	31.825	35.535	47.585	226.4	16:43:39.639	14		1:55.316	31.660	35.690	47.966	226.4	16:36:28.490
15		2:17.332 P	34.298	40.857	1:02.177	226.8	16:45:56.971	15		1:57.302	31.656	35.731	49.915	225.9	16:38:25.792
16								16		1:55.574	31.755	35.788	48.031	227.8	16:40:21.366
17								17		1:55.574	31.697	35.752	48.125	225.4	16:42:16.940
18								18			36.617	37.980			196.7

18

Nazim Azman

Dallara F320 Spiess

CryptoTower Racing Team

Lap	D	Time	Sector 1	Sector 2	Sector 3	T. Spd	Elapsed
1		16:06:06.391 P	16:04:20.183	39.573	1:06.635	128.7	16:06:06.391
2		3:05.955	1:38.498	37.380	50.077	144.5	16:09:12.346
3		1:58.524	32.707	36.339	49.478	227.3	16:11:10.870
4		2:06.628	32.321	36.220	58.087	227.3	16:13:17.498
5		1:57.281	32.332	36.150	48.799	225.0	16:15:14.779
6		1:56.902	32.175	36.103	48.624	226.8	16:17:11.681
7		1:57.113	32.215	36.213	48.685	226.8	16:19:08.794
8		1:56.599	32.199	36.045	48.355	225.4	16:21:05.393
9		1:56.492	32.127	36.059	48.306	227.8	16:23:01.885
10		3:03.465 P	32.027	1:22.301	1:09.137	228.3	16:26:05.350
11		7:29.892	5:56.743	39.478	53.671	115.2	16:33:35.242
12		2:01.591	34.299	37.132	50.160	210.5	16:35:36.833
13		1:56.536	32.137	36.070	48.329	225.4	16:37:33.369
14		1:55.791	31.855	35.789	48.147	226.8	16:39:29.160
15		2:12.595	39.732	42.638	50.225	227.3	16:41:41.755
16		1:55.981	32.049	35.842	48.090	225.9	16:43:37.736
17		2:16.611 P	35.165	37.302	1:04.144	225.9	16:45:54.347

25

Casper Stevenson

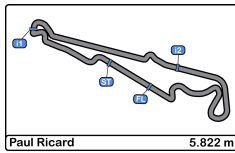
Dallara F320 HWA

Rookie

Van Amersfoort Racing

Lap	D	Time	Sector 1	Sector 2	Sector 3	T. Spd	Elapsed
1		16:05:03.087 P	16:03:15.254	39.912	1:07.921	101.8	16:05:03.087
2		2:44.924 P	1:06.852	37.546	1:00.526	144.5	16:07:48.011
3		2:46.018 P	1:08.971	37.004	1:00.043	144.3	16:10:34.029
4		2:32.117	1:04.043	37.470	50.604	139.8	16:13:06.146
5		1:56.759	32.172	36.105	48.482	227.3	16:15:02.905
6		1:56.254	31.939	35.854	48.461	227.8	16:16:59.159
7		1:56.005	31.943	35.882	48.180	226.4	16:18:55.164
8		1:55.709	31.780	35.820	48.109	227.8	16:20:50.873
9		1:55.958	31.739	35.906	48.313	228.3	16:22:46.831
10		1:55.551	31.629	35.832	48.090	228.8	16:24:42.382
11		2:08.497 P	31.662	35.776	1:01.059	229.7	16:26:50.879
12		9:43.982	8:07.691	41.664	54.627	129.4	16:36:34.861
13		2:01.438	34.296	36.787	50.355	217.7	16:38:36.299
14		1:55.258	31.763	35.517	47.978	226.4	16:40:31.557
15		1:55.506	31.922	35.656	47.928	226.8	16:42:27.063
16		2:09.101 P	31.575	35.616	1:01.910	226.4	16:44:36.164





Paul Ricard
Euroformula Open
Free Practice - 2
Lap Analysis



27

Louis Foster

Dallara F320 Spiess

34

Enzo Trulli

Dallara F320 HWA

CryptoTower Racing Team

Rookie

Drivex School

Lap	D	Time	Sector 1	Sector 2	Sector 3	T. Spd	Elapsed	Lap	D	Time	Sector 1	Sector 2	Sector 3	T. Spd	Elapsed
1		16:06:09.348 P	16:04:22.042	49.273	58.033	131.3	16:06:09.348	1		16:05:09.932 P	16:03:25.808	39.419	1:04.705	140.0	16:05:09.932
2		2:34.623 P	1:00.412	37.966	56.245	140.0	16:08:43.971	2		2:48.796 P	1:11.712	37.008	1:00.076	143.0	16:07:58.728
3		2:30.774	1:05.562	36.619	48.593	144.9	16:11:14.745	3		2:29.701	1:03.685	36.553	49.463	140.8	16:10:28.429
4		1:56.311	31.883	35.914	48.514	228.3	16:13:11.056	4		1:58.157	32.458	36.491	49.208	225.9	16:12:26.586
5		1:55.963	31.858	35.895	48.210	226.8	16:15:07.019	5		1:56.978	32.031	36.020	48.927	225.4	16:14:23.564
6		1:56.153	31.652	36.093	48.408	226.8	16:17:03.172	6		1:56.945	31.917	36.117	48.911	225.9	16:16:20.509
7		1:55.717	31.711	35.966	48.040	226.8	16:18:58.889	7		1:56.831	32.140	36.004	48.687	226.8	16:18:17.340
8		1:55.892	31.663	35.908	48.321	227.3	16:20:54.781	8		1:56.312	31.937	35.875	48.500	226.4	16:20:13.652
9		1:56.126	31.791	36.042	48.293	226.8	16:22:50.907	9		1:56.204	31.852	35.852	48.500	226.8	16:22:09.856
10		1:55.774	31.797	35.875	48.102	228.8	16:24:46.681	10		6:53.235 P	31.908	35.872	5:45.455	227.3	16:29:03.091
11		1:56.310	31.845	35.747	48.718	226.4	16:26:42.991	11		2:27.907	57.964	38.803	51.140	115.7	16:31:30.998
12		1:56.006	31.941	35.762	48.303	225.9	16:28:38.997	12		1:59.420	33.570	36.377	49.473	222.6	16:33:30.418
13		1:55.988	31.773	36.124	48.091	227.8	16:30:34.985	13		1:55.782	31.816	35.820	48.146	223.1	16:35:26.200
14		1:55.679	31.862	35.762	48.055	226.4	16:32:30.664	14		1:55.731	31.665	35.887	48.179	225.4	16:37:21.931
15		1:55.237	31.705	35.860	47.672	226.8	16:34:25.901	15		1:55.522	31.562	35.745	48.215	225.4	16:39:17.453
16		1:55.419	31.697	35.708	48.014	226.8	16:36:21.320	16		1:55.301	31.544	35.682	48.075	226.4	16:41:12.754
17		1:55.345	31.581	35.773	47.991	226.8	16:38:16.665	17			31.782	35.736		223.6	
18		1:55.061	31.407	35.719	47.935	228.3	16:40:11.726	18							
19		2:54.935 P	46.466	46.489	1:21.980	206.8	16:43:06.661	19							

28

Cameron Das

Dallara F320 Spiess

35

Enzo Scionti

Dallara F320 HWA

Rookie

Drivex School

Lap	D	Time	Sector 1	Sector 2	Sector 3	T. Spd	Elapsed	Lap	D	Time	Sector 1	Sector 2	Sector 3	T. Spd	Elapsed
1		16:05:15.713	16:03:41.203	38.867	55.643	120.0	16:05:15.713	1		16:05:15.713	16:03:41.203	38.867	55.643	120.0	16:05:15.713
2		2:19.559 P	33.692	37.864	1:08.003	223.1	16:07:35.272	2		2:19.559 P	33.692	37.864	1:08.003	223.1	16:07:35.272
3		7:46.806 P	1:07.113	37.345	6:02.348	143.8	16:15:22.078	3		7:46.806 P	1:07.113	37.345	6:02.348	143.8	16:15:22.078
4		8:24.610 P	1:11.237	37.036	6:36.337	139.7	16:23:46.688	4		8:24.610 P	1:11.237	37.036	6:36.337	139.7	16:23:46.688
5		5:45.525 P	1:10.980	39.770	3:54.775	143.4	16:29:32.213	5		5:45.525 P	1:10.980	39.770	3:54.775	143.4	16:29:32.213
6		2:27.071	53.588	40.447	53.036	139.5	16:31:59.284	6		2:27.071	53.588	40.447	53.036	139.5	16:31:59.284
7		2:00.402	33.330	37.271	49.801	222.2	16:33:59.686	7		2:00.402	33.330	37.271	49.801	222.2	16:33:59.686
8		2:06.039	32.468	36.380	57.191	223.6	16:36:05.725	8		2:06.039	32.468	36.380	57.191	223.6	16:36:05.725
9		1:58.130	32.636	36.350	49.144	225.4	16:38:03.855	9		1:58.130	32.636	36.350	49.144	225.4	16:38:03.855
10		1:57.409	32.145	36.344	48.920	226.4	16:40:01.264	10		1:57.409	32.145	36.344	48.920	226.4	16:40:01.264
11		1:57.474	32.082	36.291	49.101	225.9	16:41:58.738	11		1:57.474	32.082	36.291	49.101	225.9	16:41:58.738
12		1:57.234	32.239	35.985	49.010	225.4	16:43:55.972	12		1:57.234	32.239	35.985	49.010	225.4	16:43:55.972
13			33.665	37.281		225.9		13			33.665	37.281		225.9	

52

Jak Crawford

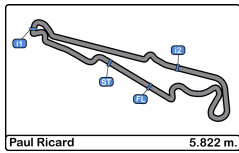
Dallara F320 Spiess

Rookie

Team Motopark

Lap	D	Time	Sector 1	Sector 2	Sector 3	T. Spd	Elapsed	Lap	D	Time	Sector 1	Sector 2	Sector 3	T. Spd	Elapsed
1		16:05:14.018 P	16:03:31.081	40.474	1:02.463	130.1	16:05:14.018	1		16:05:14.018 P	16:03:31.081	40.474	1:02.463	130.1	16:05:14.018
2		3:01.614 P	1:21.349	37.751	1:02.514	144.5	16:08:15.632	2		3:01.614 P	1:21.349	37.751	1:02.514	144.5	16:08:15.632
3		5:31.593	3:57.829	39.791	53.973	107.2	16:13:47.225	3		5:31.593	3:57.829	39.791	53.973	107.2	16:13:47.225
4		2:06.413	36.522	38.721	51.170	220.4	16:15:53.638	4		2:06.413	36.522	38.721	51.170	220.4	16:15:53.638
5		1:56.337	32.301	35.940	48.096	226.4	16:17:49.975	5		1:56.337	32.301	35.940	48.096	226.4	16:17:49.975
6		1:56.043	31.934	35.819	48.290	226.8	16:19:46.018	6		1:56.043	31.934	35.819	48.290	226.8	16:19:46.018
7		2:07.176 P	31.938	35.692	59.546	226.4	16:21:53.194	7		2:07.176 P	31.938	35.692	59.546	226.4	16:21:53.194
8		6:33.849	5:05.774	36.899	51.176	148.9	16:28:27.043	8		6:33.849	5:05.774	36.899	51.176	148.9	16:28:27.043
9		1:55.641	32.002	35.834	47.805	226.4	16:30:22.684	9		1:55.641	32.002	35.834	47.805	226.4	16:30:22.684
10		2:12.306	39.032	40.019	53.255	226.4	16:32:34.990	10		2:12.306	39.032	40.019	53.255	226.4	16:32:34.990
11		1:54.621	31.646	35.587	47.388	228.3	16:34:29.611	11		1:54.621	31.646	35.587	47.388	228.3	16:34:29.611
12		2:05.860 P	31.579	35.634	58.647	228.3	16:36:35.471	12		2:05.860 P	31.579	35.634	58.647	228.3	16:36:35.471
13		5:07.230 P	3:30.040	37.057	1:00.133	135.5	16:41:42.701	13		5:07.230 P	3:30.040	37.057	1:00.133	135.5	16:41:42.701





Paul Ricard
Euroformula Open
Free Practice - 2
Lap Analysis



66

Zdenek Chovanec

Dallara F320 HWA

Rookie

Double R Racing

Lap	D	Time	Sector 1	Sector 2	Sector 3	T. Spd	Elapsed
1		16:05:08.374	16:03:20.434	43.490	1:04.450	102.8	16:05:08.374
2		2:16.689	39.032	39.142	58.515	176.1	16:07:25.063
3		2:03.398	34.717	37.950	50.731	202.6	16:09:28.461
4		2:24.017 P	39.341	39.403	1:05.273	204.9	16:11:52.478
5		2:37.316	1:03.946	39.697	53.673	140.0	16:14:29.794
6		1:58.246	32.637	36.315	49.294	225.0	16:16:28.040
7		1:56.762	32.036	35.997	48.729	225.0	16:18:24.802
8		1:56.052	31.812	35.807	48.433	224.0	16:20:20.854
9		7:14.483 P	31.933	36.328	6:06.222	224.5	16:27:35.337
10		2:34.839	57.891	41.751	55.197	110.8	16:30:10.176
11		2:04.733	37.242	37.058	50.433	181.8	16:32:14.909
12		1:56.451	32.253	35.971	48.227	223.1	16:34:11.360
13			36.211	44.389		224.5	

77

Vivien Keszthelyi

Dallara F320 Spiess

Team Motopark

Lap	D	Time	Sector 1	Sector 2	Sector 3	T. Spd	Elapsed
1		16:05:09.363	16:03:35.424	40.642	53.297	131.0	16:05:09.363
2		2:32.087 P	34.001	37.683	1:20.403	220.8	16:07:41.450
3		8:57.605	7:27.177	38.470	51.958	55.8	16:16:39.055
4		2:01.706	33.534	37.512	50.660	222.6	16:18:40.761
5		2:00.373	33.429	36.870	50.074	224.0	16:20:41.134
6		2:00.532	32.939	37.202	50.391	224.5	16:22:41.666
7		2:00.099	33.117	36.956	50.026	225.4	16:24:41.765
8		2:19.350 P	38.840	37.413	1:03.097	169.0	16:27:01.115
9		7:34.834	5:59.597	39.285	55.952	118.1	16:34:35.949
10		2:04.137	35.253	37.251	51.633	225.0	16:36:40.086
11		1:59.784	33.402	36.900	49.482	223.6	16:38:39.870
12		1:59.320	33.112	36.346	49.862	226.4	16:40:39.190
13		2:14.199 P	33.782	36.915	1:03.502	224.5	16:42:53.389

88

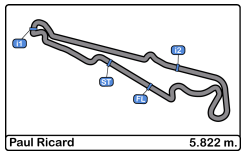
Filip Kaminiaz

Dallara F320 Spiess

CryptoTower Racing Team

Lap	D	Time	Sector 1	Sector 2	Sector 3	T. Spd	Elapsed
1		16:05:31.974	16:03:53.986	42.012	55.976	132.3	16:05:31.974
2		2:04.943	34.241	38.158	52.544	219.9	16:07:36.917
3		1:57.729	32.435	36.527	48.767	221.7	16:09:34.646
4		1:58.081	32.322	36.618	49.141	227.3	16:11:32.727
5		2:05.978 P	31.885	36.424	57.669	225.9	16:13:38.705
6		9:37.983	8:04.479	38.275	55.229	137.5	16:23:16.688
7		2:04.223	33.277	40.263	50.683	222.6	16:25:20.911
8		1:56.981	32.249	36.097	48.635	223.1	16:27:17.892
9		1:56.520	32.040	35.960	48.520	224.5	16:29:14.412
10		2:08.235 P	32.960	37.339	57.936	225.0	16:31:22.647
11		6:33.070	5:01.454	37.816	53.800	127.2	16:37:55.717
12		1:57.658	32.485	36.361	48.812	223.6	16:39:53.375
13		1:56.753	31.939	36.201	48.613	226.8	16:41:50.128
14		1:58.063	32.545	36.247	49.271	224.5	16:43:48.191
15		2:20.087 P	32.524	40.149	1:07.414	224.5	16:46:08.278



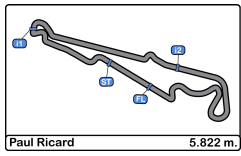


Paul Ricard
Euroformula Open
Free Practice - 2
Best Sectors Results



Sector - 1			Sector - 2			Sector - 3			Ideal Lap vs Best Lap						
Clas	Nº	Driver	Time	Nº	Driver	Time	Nº	Driver	Time	Clas	Nº	Driver	Ideal Lap	Best Lap	Clas
1	27	Louis Foster	31.407	8	Rafael Villagomez	35.475	52	Jak Crawford	47.388	1	8	Rafael Villagomez	1:54.528	1:54.945	2
2	8	Rafael Villagomez	31.468	25	Casper Stevenson	35.517	8	Rafael Villagomez	47.585	2	52	Jak Crawford	1:54.554	1:54.621	1
3	34	Enzo Trulli	31.544	52	Jak Crawford	35.587	28	Cameron Das	47.612	3	27	Louis Foster	1:54.787	1:55.061	3
4	21	Josh Mason	31.555	28	Cameron Das	35.616	27	Louis Foster	47.672	4	28	Cameron Das	1:54.819	1:55.233	4
5	25	Casper Stevenson	31.575	21	Josh Mason	35.646	25	Casper Stevenson	47.928	5	25	Casper Stevenson	1:55.020	1:55.258	5
6	52	Jak Crawford	31.579	34	Enzo Trulli	35.682	21	Josh Mason	47.946	6	21	Josh Mason	1:55.147	1:55.316	7
7	28	Cameron Das	31.591	27	Louis Foster	35.708	34	Enzo Trulli	48.075	7	34	Enzo Trulli	1:55.301	1:55.301	6
8	66	Zdenek Chovanec	31.812	18	Nazim Azman	35.789	18	Nazim Azman	48.090	8	18	Nazim Azman	1:55.734	1:55.791	8
9	18	Nazim Azman	31.855	66	Zdenek Chovanec	35.807	66	Zdenek Chovanec	48.227	9	66	Zdenek Chovanec	1:55.846	1:56.052	9
10	88	Filip Kaminiarz	31.885	88	Filip Kaminiarz	35.960	88	Filip Kaminiarz	48.520	10	88	Filip Kaminiarz	1:56.365	1:56.520	10
11	35	Enzo Scionti	32.082	35	Enzo Scionti	35.985	35	Enzo Scionti	48.920	11	35	Enzo Scionti	1:56.987	1:57.234	11
12	77	Vivien Keszthelyi	32.939	77	Vivien Keszthelyi	36.346	77	Vivien Keszthelyi	49.482	12	77	Vivien Keszthelyi	1:58.767	1:59.320	12



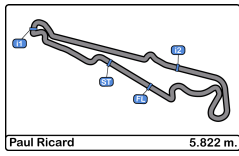


Paul Ricard
Euroformula Open
Free Practice - 2
Best 5 Lap Times



Cls	N°	Driver	Nat	Cat	Cls	Team	Nat	Vehicle	Best 1		Best 2		Best 3		Best 4		Best 5	
									Time	Lap	Time	Lap	Time	Lap	Time	Lap	Time	Lap
1	52	Jak Crawford		R	1	Team Motopark		Dallara F320 Spiess	1:54.621	11	1:55.641	9	1:56.043	6	1:56.337	5	2:05.860	12
2	8	Rafael Villagomez				Van Amersfoort Racing		Dallara F320 HWA	1:54.945	14	1:55.463	13	1:55.583	9	1:55.649	8	1:55.708	4
3	27	Louis Foster				CryptoTower Racing		Dallara F320 Spiess	1:55.061	18	1:55.237	15	1:55.345	17	1:55.419	16	1:55.679	14
4	28	Cameron Das				Team Motopark		Dallara F320 Spiess	1:55.233	17	1:55.390	12	1:55.424	18	1:55.554	11	1:55.581	16
5	25	Casper Stevenson		R	2	Van Amersfoort Racing		Dallara F320 HWA	1:55.258	14	1:55.506	15	1:55.551	10	1:55.709	8	1:55.958	9
6	34	Enzo Trulli		R	3	Drivex School		Dallara F320 HWA	1:55.301	16	1:55.522	15	1:55.731	14	1:55.782	13	1:56.204	9
7	21	Josh Mason				Double R Racing		Dallara F320 HWA	1:55.316	14	1:55.574	16	1:55.574	17	1:55.607	12	1:55.796	8
8	18	Nazim Azman				CryptoTower Racing		Dallara F320 Spiess	1:55.791	14	1:55.981	16	1:56.492	9	1:56.536	13	1:56.599	8
9	66	Zdenek Chovanec		R	4	Double R Racing		Dallara F320 HWA	1:56.052	8	1:56.451	12	1:56.762	7	1:58.246	6	2:03.398	3
10	88	Filip Kaminiarz				CryptoTower Racing		Dallara F320 Spiess	1:56.520	9	1:56.753	13	1:56.981	8	1:57.658	12	1:57.729	3
11	35	Enzo Scionti		R	5	Drivex School		Dallara F320 HWA	1:57.234	12	1:57.409	10	1:57.474	11	1:58.130	9	2:00.402	7
12	77	Vivien Keszthelyi				Team Motopark		Dallara F320 Spiess	1:59.320	12	1:59.784	11	2:00.099	7	2:00.373	5	2:00.532	6



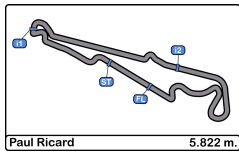


Paul Ricard
Euroformula Open
Free Practice - 2
Best 5 Top Speeds



Clas	N°	Driver	Nat	Cat	Cla	Team	Nat	Vehicle	Top 1		Top 2		Top 3		Top 4		Top 5		Avg
									Km/h	Lap	Km/h	Lap	Km/h	Lap	Km/h	Lap	Km/h	Lap	
1	28	Cameron Das				Team Motopark		Dallara F320 Spiess	230.7	17	228.3	12	228.3	19	227.8	5	227.8	13	228.6
2	8	Rafael Villagomez				Van Amersfoort Racing		Dallara F320 HWA	229.7	4	227.3	5	227.3	9	226.8	8	226.8	15	227.6
3	25	Casper Stevenson		R	1	Van Amersfoort Racing		Dallara F320 HWA	229.7	11	228.8	10	228.3	9	227.8	6	227.8	8	228.5
4	27	Louis Foster				CryptoTower Racing Team		Dallara F320 Spiess	228.8	10	228.3	4	228.3	18	227.8	13	227.3	8	228.1
5	18	Nazim Azman				CryptoTower Racing Team		Dallara F320 Spiess	228.3	10	227.8	9	227.3	3	227.3	4	227.3	15	227.6
6	52	Jak Crawford		R	2	Team Motopark		Dallara F320 Spiess	228.3	11	228.3	12	226.8	6	226.4	5	226.4	7	227.2
7	21	Josh Mason				Double R Racing		Dallara F320 HWA	227.8	13	227.8	16	227.3	4	226.8	5	226.4	14	227.2
8	34	Enzo Trulli		R	3	Drivex School		Dallara F320 HWA	227.3	10	226.8	7	226.8	9	226.4	8	226.4	16	226.7
9	88	Filip Kaminiaz				CryptoTower Racing Team		Dallara F320 Spiess	227.3	4	226.8	13	225.9	5	225.0	10	224.5	9	225.9
10	35	Enzo Scionti		R	4	Drivex School		Dallara F320 HWA	226.4	10	225.9	11	225.9	13	225.4	9	225.4	12	225.8
11	77	Vivien Keszthelyi				Team Motopark		Dallara F320 Spiess	226.4	12	225.4	7	225.0	10	224.5	6	224.5	13	225.1
12	66	Zdenek Chovanec		R	5	Double R Racing		Dallara F320 HWA	225.0	6	225.0	7	224.5	9	224.5	13	224.0	8	224.6



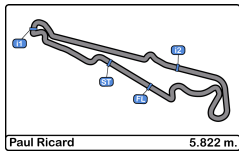


Paul Ricard
Euroformula Open
Free Practice - 2
Fastest Laps Sequence



Lap	Time of Day	Session Time	N°	Driver	Nat	Cat	Team	Nat	Vehicle	Time	Km/h	
2	16:06:57.470	4:57.470	21	Josh Mason		GBR	Double R Racing		GBR	Dallara F320 HWA	2:04.504	168.3
2	16:07:05.409	5:05.409	8	Rafael Villagomez		MEX	Van Amersfoort Racing		NLD	Dallara F320 HWA	1:59.941	174.7
3	16:09:01.274	7:01.274	8	Rafael Villagomez		MEX	Van Amersfoort Racing		NLD	Dallara F320 HWA	1:55.865	180.8
4	16:10:56.982	8:56.982	8	Rafael Villagomez		MEX	Van Amersfoort Racing		NLD	Dallara F320 HWA	1:55.708	181.1
6	16:19:21.686	17:21.686	28	Cameron Das		USA	Team Motopark		DEU	Dallara F320 Spiess	1:55.607	181.2
10	16:24:42.382	22:42.382	25	Casper Stevenson		GBR	R Van Amersfoort Racing		NLD	Dallara F320 HWA	1:55.551	181.3
12	16:30:56.310	28:56.310	28	Cameron Das		USA	Team Motopark		DEU	Dallara F320 Spiess	1:55.390	181.6
15	16:34:25.901	32:25.901	27	Louis Foster		GBR	CryptoTower Racing Team		JPN	Dallara F320 Spiess	1:55.237	181.8
11	16:34:29.611	32:29.611	52	Jak Crawford		USA	R Team Motopark		DEU	Dallara F320 Spiess	1:54.621	182.8



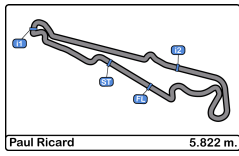


Paul Ricard
Euroformula Open
Free Practice - 2
Event Best Maximum Speed



N°	Driver	Nat	Cat	Clas	Team	Nat	Vehicle	Km/h	Session
34	Enzo Trulli		R	1	Drivex School		Dallara F320 HWA	233.2	Free Practice - 1
35	Enzo Scionti		R	2	Drivex School		Dallara F320 HWA	233.2	Free Practice - 1
21	Josh Mason				Double R Racing		Dallara F320 HWA	231.7	Free Practice - 1
8	Rafael Villagomez				Van Amersfoort Racing		Dallara F320 HWA	230.7	Free Practice - 1
18	Nazim Azman				CryptoTower Racing Team		Dallara F320 Spiess	230.7	Free Practice - 1
25	Casper Stevenson		R	3	Van Amersfoort Racing		Dallara F320 HWA	230.7	Free Practice - 1
27	Louis Foster				CryptoTower Racing Team		Dallara F320 Spiess	230.7	Free Practice - 1
28	Cameron Das				Team Motopark		Dallara F320 Spiess	230.7	Free Practice - 2
66	Zdenek Chovanec		R	4	Double R Racing		Dallara F320 HWA	229.7	Free Practice - 1
77	Vivien Keszthelyi				Team Motopark		Dallara F320 Spiess	229.2	Free Practice - 1
52	Jak Crawford		R	5	Team Motopark		Dallara F320 Spiess	228.8	Free Practice - 1
88	Filip Kaminiarz				CryptoTower Racing Team		Dallara F320 Spiess	227.3	Free Practice - 1





Paul Ricard
Euroformula Open
Free Practice - 2
Pit Stop Analysis



8 Rafael Villagomez Van Amersfoort Racing
Dallara F320 HWA

Nr.	In Day Time	In Time	Out Time	Pit Time	T. Pit Time	Handicap	Penalty
1	16:12:52.152	16:12:52.152	16:18:48.162	5:56.010	5:56.010		
2	16:28:46.179	16:28:46.179	16:35:49.841	7:03.662	12:59.672		

18 Nazim Azman CryptoTower Racing Team
Dallara F320 Spiess

Nr.	In Day Time	In Time	Out Time	Pit Time	T. Pit Time	Handicap	Penalty
1	16:05:55.142	16:05:55.142	16:07:06.652	1:11.510	1:11.510		
2	16:25:54.424	16:25:54.424	16:31:26.480	5:32.056	6:43.566		

21 Josh Mason Double R Racing
Dallara F320 HWA

Nr.	In Day Time	In Time	Out Time	Pit Time	T. Pit Time	Handicap	Penalty
1	16:20:55.475	16:20:55.475	16:26:35.271	5:39.796	5:39.796		

25 Casper Stevenson R Van Amersfoort Racing
Dallara F320 HWA

Nr.	In Day Time	In Time	Out Time	Pit Time	T. Pit Time	Handicap	Penalty
1	16:04:51.709	16:04:51.709	16:05:26.499	34.790	34.790		
2	16:07:38.873	16:07:38.873	16:08:14.675	35.802	1:10.592		
3	16:10:25.275	16:10:25.275	16:10:54.063	28.788	1:39.380		
4	16:26:41.126	16:26:41.126	16:34:20.786	7:39.660	9:19.040		

27 Louis Foster CryptoTower Racing Team
Dallara F320 Spiess

Nr.	In Day Time	In Time	Out Time	Pit Time	T. Pit Time	Handicap	Penalty
1	16:06:00.917	16:06:00.917	16:06:35.680	34.763	34.763		
2	16:08:35.611	16:08:35.611	16:09:17.596	41.985	1:16.748		

28 Cameron Das Team Motopark
Dallara F320 Spiess

Nr.	In Day Time	In Time	Out Time	Pit Time	T. Pit Time	Handicap	Penalty
1	16:10:54.781	16:10:54.781	16:11:23.457	28.676	28.676		

35 Enzo Scionti R Drivex School
Dallara F320 HWA

Nr.	In Day Time	In Time	Out Time	Pit Time	T. Pit Time	Handicap	Penalty
1	16:07:26.109	16:07:26.109	16:07:57.362	31.253	31.253		
2	16:10:18.169	16:10:18.169	16:15:43.618	5:25.449	5:56.702		
3	16:18:06.767	16:18:06.767	16:24:09.046	6:02.279	11:58.981		
4	16:26:37.061	16:26:37.061	16:29:49.756	3:12.695	15:11.676		

52 Jak Crawford R Team Motopark
Dallara F320 Spiess

Nr.	In Day Time	In Time	Out Time	Pit Time	T. Pit Time	Handicap	Penalty
1	16:05:04.882	16:05:04.882	16:05:50.474	45.592	45.592		
2	16:08:06.745	16:08:06.745	16:11:32.132	3:25.387	4:10.979		
3	16:21:43.170	16:21:43.170	16:26:25.594	4:42.424	8:53.403		
4	16:36:26.728	16:36:26.728	16:39:31.273	3:04.545	11:57.948		

66 Zdenek Chovanec R Double R Racing
Dallara F320 HWA

Nr.	In Day Time	In Time	Out Time	Pit Time	T. Pit Time	Handicap	Penalty
1	16:11:44.102	16:11:44.102	16:12:10.838	26.736	26.736		
2	16:22:21.933	16:22:21.933	16:27:53.826	5:31.893	5:58.629		

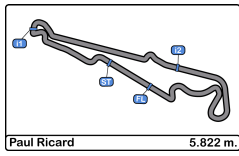
77 Vivien Keszthelyi Team Motopark
Dallara F320 Spiess

Nr.	In Day Time	In Time	Out Time	Pit Time	T. Pit Time	Handicap	Penalty
1	16:07:30.578	16:07:30.578	16:14:29.723	6:59.145	6:59.145		
2	16:26:50.967	16:26:50.967	16:32:25.253	5:34.286	12:33.431		

88 Filip Kaminiaz CryptoTower Racing Team
Dallara F320 Spiess

Nr.	In Day Time	In Time	Out Time	Pit Time	T. Pit Time	Handicap	Penalty
1	16:13:29.801	16:13:29.801	16:20:59.389	7:29.588	7:29.588		
2	16:31:13.551	16:31:13.551	16:35:48.983	4:35.432	12:05.020		

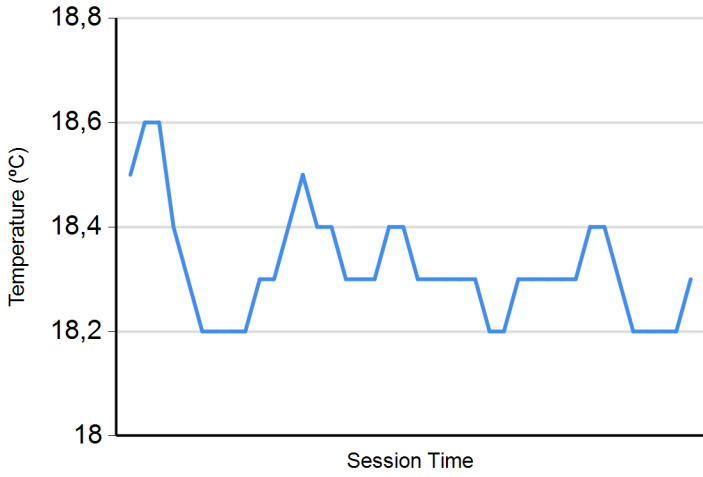




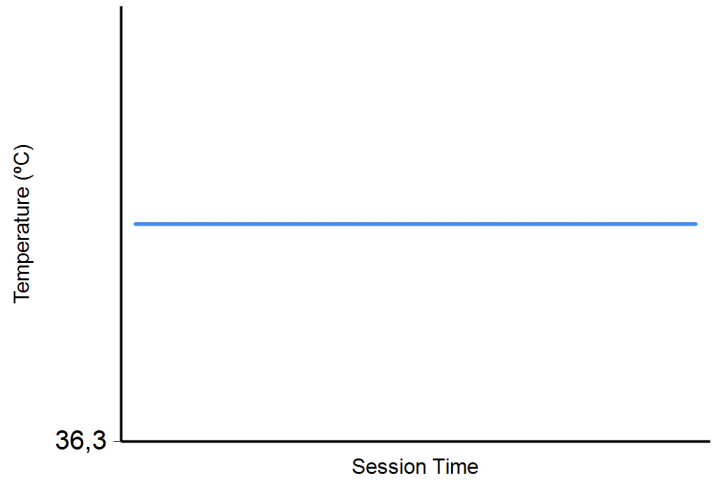
Paul Ricard
Euroformula Open
Free Practice - 2
Weather Report



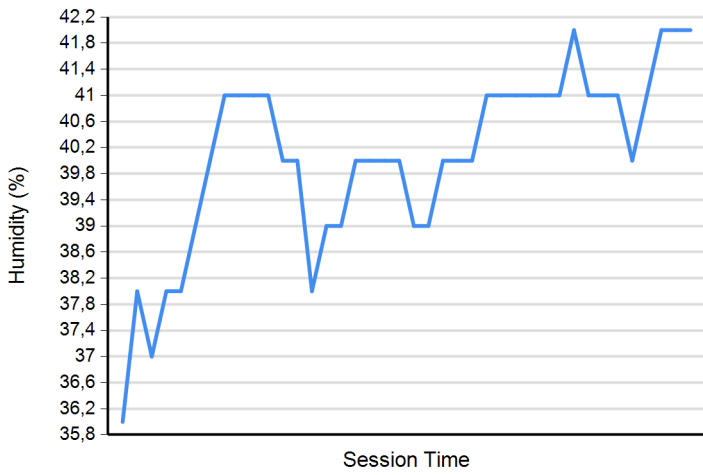
Air Temperature



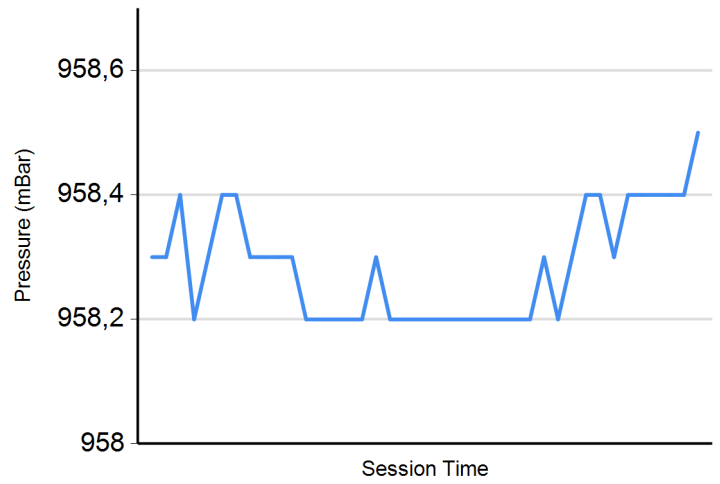
Track Temperature



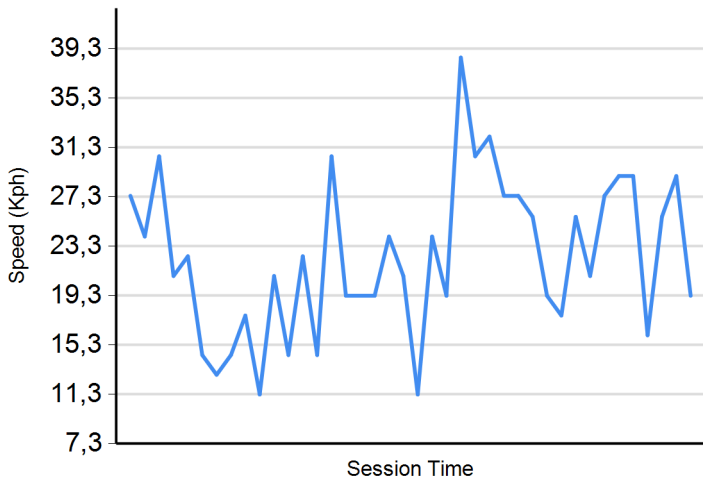
Humidity



Pressure



Wind Speed



Wind direction

North = 0°/360° Est = 90° South = 180° West = 270°

