



**Paul Ricard**  
Euroformula Open  
Qualifying  
Provisional Results



Clas	Nº	Driver	Nat	Cat	Clas	Team	Nat	Vehicle	Laps	Best	Time	Gap	Interval	Km/h
1	52	Jak Crawford	USA	R	1	Team Motopark	DEU	Dallara F320 Spiess	11	10	1:53.677			184.3
2	28	Cameron Das	USA			Team Motopark	DEU	Dallara F320 Spiess	10	9	1:53.973	0.296	0.296	183.8
3	8	Rafael Villagomez	MEX			Van Amersfoort Racing	NLD	Dallara F320 HWA	10	9	1:54.077	0.400	0.104	183.7
4	27	Louis Foster	GBR			CryptoTower Racing Team	JPN	Dallara F320 Spiess	11	9	1:54.166	0.489	0.089	183.5
5	18	Nazim Azman	MYS			CryptoTower Racing Team	JPN	Dallara F320 Spiess	11	10	1:54.444	0.767	0.278	183.1
6	34	Enzo Trulli	ITA	R	2	Drivex School	ESP	Dallara F320 HWA	10	8	1:54.944	1.267	0.500	182.3
7	25	Casper Stevenson	GBR	R	3	Van Amersfoort Racing	NLD	Dallara F320 HWA	11	10	1:55.029	1.352	0.085	182.2
8	21	Josh Mason	GBR			Double R Racing	GBR	Dallara F320 HWA	12	12	1:55.173	1.496	0.144	181.9
9	88	Filip Kaminiaz	POL			CryptoTower Racing Team	JPN	Dallara F320 Spiess	11	9	1:55.588	1.911	0.415	181.3
10	35	Enzo Scionti	USA	R	4	Drivex School	ESP	Dallara F320 HWA	11	11	1:55.949	2.272	0.361	180.7
11	66	Zdenek Chovanec	CZE	R	5	Double R Racing	GBR	Dallara F320 HWA	12	12	1:56.045	2.368	0.096	180.6
12	77	Vivien Keszthelyi	HUN			Team Motopark	DEU	Dallara F320 Spiess	11	9	1:56.182	2.505	0.137	180.3

**\* PENALTIES**

- CAR 77 TIME 1:56.130 DELETED TRACK LIMITS AT T 12
- CAR 8 TIME 1:54.105 DELETED TRACK LIMITS AT T 12
- CAR 8 TIME 1:54.105 DELETED TRACK LIMITS AT T 12
- CAR 28 TIME 1:54.168 DELETED TRACK LIMITS AT T 12
- CAR 34 TIME 1:56.080 DELETED TRACK LIMITS AT T 12
- CAR 25 TIME 1:55.669 DELETED TRACK LIMITS AT T 12

Published at:.....

Track Temp: 25.3 °C Air Temp: 15.5 °C Humidity: 58 % Track Status: DRY

Stewards:

Race Director:

Timekeeper:

Luis Angel Garcia Nunez  
JOB/I-0020-ESP





**Paul Ricard**  
**Euroformula Open**  
**Qualifying**  
**Provisional Results by Class**



Clas	Nº	Driver	Nat	Cat	Clas	Team	Nat	Vehicle	Laps	Best	Time	Gap	Interval	Km/h
1	28	Cameron Das				Team Motopark		Dallara F320 Spiess	10	9	1:53.973			183.8
2	8	Rafael Villagomez				Van Amersfoort Racing		Dallara F320 HWA	10	9	1:54.077	0.104	0.104	183.7
3	27	Louis Foster				CryptoTower Racing Team		Dallara F320 Spiess	11	9	1:54.166	0.193	0.089	183.5
4	18	Nazim Azman				CryptoTower Racing Team		Dallara F320 Spiess	11	10	1:54.444	0.471	0.278	183.1
5	21	Josh Mason				Double R Racing		Dallara F320 HWA	12	12	1:55.173	1.200	0.729	181.9
6	88	Filip Kaminiaz				CryptoTower Racing Team		Dallara F320 Spiess	11	9	1:55.588	1.615	0.415	181.3
7	77	Vivien Keszthelyi				Team Motopark		Dallara F320 Spiess	11	9	1:56.182	2.209	0.594	180.3

Rookie														
1	52	Jak Crawford		R	1	Team Motopark		Dallara F320 Spiess	11	10	1:53.677			184.3
2	34	Enzo Trulli		R	2	Drivex School		Dallara F320 HWA	10	8	1:54.944	1.267	1.267	182.3
3	25	Casper Stevenson		R	3	Van Amersfoort Racing		Dallara F320 HWA	11	10	1:55.029	1.352	0.085	182.2
4	35	Enzo Scionti		R	4	Drivex School		Dallara F320 HWA	11	11	1:55.949	2.272	0.920	180.7
5	66	Zdenek Chovanec		R	5	Double R Racing		Dallara F320 HWA	12	12	1:56.045	2.368	0.096	180.6

**\* PENALTIES**

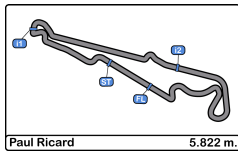
- CAR 77 TIME 1:56.130 DELETED TRACK LIMITS AT T 12
- CAR 8 TIME 1:54.105 DELETED TRACK LIMITS AT T 12
- CAR 8 TIME 1:54.105 DELETED TRACK LIMITS AT T 12
- CAR 28 TIME 1:54.168 DELETED TRACK LIMITS AT T 12
- CAR 34 TIME 1:56.080 DELETED TRACK LIMITS AT T 12
- CAR 25 TIME 1:55.669 DELETED TRACK LIMITS AT T 12

Published at:.....

Track Temp: **25.3 °C** Air Temp: **15.5 °C** Humidity: **58 %** Track Status: **DRY**

<b>Stewards:</b>	<b>Race Director:</b>	<b>Timekeeper:</b>  Luis Angel Garcia Nunez JOB/I-0020-ESP
------------------	-----------------------	---





**Paul Ricard**  
Euroformula Open  
Qualifying  
Lap Analysis



**8** Rafael Villagomez Dallara F320 HWA **25** Casper Stevenson Dallara F320 HWA  
Van Amersfoort Racing Rookie Van Amersfoort Racing

Lap	D	Time	Sector 1	Sector 2	Sector 3	T. Spd	Elapsed	Lap	D	Time	Sector 1	Sector 2	Sector 3	T. Spd	Elapsed
1		10:34:58.559	10:33:20.547	44.455	53.557	120.4	10:34:58.559	1		10:32:42.318	10:31:04.905	42.484	54.929	112.2	10:32:42.318
2		2:05.041	34.665	37.470	52.906	231.7	10:37:03.600	2		2:06.237	34.795	38.990	52.452	204.5	10:34:48.555
3		1:54.722	31.471	35.492	47.759	230.7	10:38:58.322	3		<del>1:55.669</del>	31.682	35.949	48.038	230.2	10:36:44.224
4		1:54.330	31.252	35.509	47.569	233.2	10:40:52.652	4		2:08.982	31.570	40.112	57.300	232.7	10:38:53.206
5		2:07.570 P	32.583	35.668	59.319	235.2	10:43:00.222	5		1:55.626	31.653	35.884	48.089	231.7	10:40:48.832
6		6:38.252	5:01.394	44.040	52.818	141.5	10:49:38.474	6		2:05.996 P	32.077	36.124	57.795	231.7	10:42:54.828
7		1:59.723	34.237	36.668	48.818	222.6	10:51:38.197	7		6:21.767	4:50.558	39.791	51.418	124.8	10:49:16.595
8		<del>1:54.105</del>	31.103	<b>35.489</b>	<b>47.513</b>	232.2	10:53:32.302	8		1:58.386	32.818	36.593	48.975	222.2	10:51:14.981
9		<b>1:54.077</b>	<b>31.025</b>	35.529	47.523	232.2	10:55:26.379	9		1:55.107	31.389	35.830	<b>47.888</b>	231.7	10:53:10.088
10		2:32.415 P	38.992	45.022	1:08.401	234.2	10:57:58.794	10		<b>1:55.029</b>	<b>31.248</b>	<b>35.796</b>	47.985	233.2	10:55:05.117

**18** Nazim Azman Dallara F320 Spiess **27** Louis Foster Dallara F320 Spiess  
CryptoTower Racing Team CryptoTower Racing Team

Lap	D	Time	Sector 1	Sector 2	Sector 3	T. Spd	Elapsed	Lap	D	Time	Sector 1	Sector 2	Sector 3	T. Spd	Elapsed
1		10:33:52.898	10:32:17.528	41.840	53.530	112.8	10:33:52.898	1		10:34:56.312	10:33:15.400	42.090	58.822	109.9	10:34:56.312
2		2:03.488	35.210	37.804	50.474	208.4	10:35:56.386	2		2:14.714	34.236	38.210	1:02.268	219.5	10:37:11.026
3		1:55.936	31.777	35.981	48.178	229.2	10:37:52.322	3		1:54.772	31.334	35.539	47.899	231.2	10:39:05.798
4		1:55.262	31.626	35.795	47.841	230.2	10:39:47.584	4		1:56.440	31.064	35.696	49.680	231.2	10:41:02.238
5		2:09.747 P	31.805	35.730	1:02.212	230.2	10:41:57.331	5		2:00.158	33.153	36.224	50.781	232.2	10:43:02.396
6		5:47.582	4:16.983	38.990	51.609	109.3	10:47:44.913	6		2:01.270 P	31.089	35.595	54.586	231.2	10:45:03.666
7		2:00.281	33.924	37.021	49.336	217.3	10:49:45.194	7		5:25.652	3:52.739	39.327	53.586	114.0	10:50:29.318
8		1:54.738	31.432	<b>35.598</b>	47.708	233.2	10:51:39.932	8		2:12.252	36.835	42.307	53.110	165.6	10:52:41.570
9		2:04.759	36.231	38.367	50.161	234.2	10:53:44.691	9		<b>1:54.166</b>	30.957	35.673	<b>47.536</b>	233.7	10:54:35.736
10		<b>1:54.444</b>	<b>31.242</b>	35.621	<b>47.581</b>	234.2	10:55:39.135	10		1:54.241	<b>30.922</b>	<b>35.483</b>	47.836	233.2	10:56:29.977
11		2:24.407 P	35.995	37.545	1:10.867	218.1	10:58:03.542	11		2:22.707 P	34.106	38.895	1:09.706	234.2	10:58:52.684

**21** Josh Mason Dallara F320 HWA **28** Cameron Das Dallara F320 Spiess  
Double R Racing Team Motopark

Lap	D	Time	Sector 1	Sector 2	Sector 3	T. Spd	Elapsed	Lap	D	Time	Sector 1	Sector 2	Sector 3	T. Spd	Elapsed
1		10:32:33.381	10:31:02.834	37.988	52.559	140.2	10:32:33.381	1		10:36:17.964	10:34:35.526	41.015	1:01.423	121.7	10:36:17.964
2		1:59.085	32.526	36.447	50.112	225.9	10:34:32.466	2		2:04.273	35.936	38.460	49.877	203.0	10:38:22.237
3		1:57.513	32.365	36.305	48.843	228.3	10:36:29.979	3		<del>1:54.168</del>	31.188	35.599	<b>47.381</b>	230.2	10:40:16.405
4		2:52.090 P	31.844	35.991	1:44.255	228.3	10:39:22.069	4		1:53.996	30.950	<b>35.512</b>	47.534	232.7	10:42:10.401
5		2:20.089	52.194	37.619	50.276	119.6	10:41:42.158	5		2:04.316 P	31.080	35.546	57.690	232.7	10:44:14.717
6		1:58.120	32.724	36.248	49.148	227.8	10:43:40.278	6		6:14.065	4:34.982	41.427	57.656	129.4	10:50:28.782
7		1:58.093	32.653	36.070	49.370	228.8	10:45:38.371	7		2:08.755	36.419	41.780	50.556	192.1	10:52:37.537
8		1:55.493	31.645	35.768	48.080	229.7	10:47:33.864	8		1:54.124	<b>30.932</b>	35.558	47.634	234.7	10:54:31.661
9		1:55.460	31.564	<b>35.701</b>	48.195	230.2	10:49:29.324	9		<b>1:53.973</b>	30.982	35.579	47.412	234.7	10:56:25.634
10		1:55.362	31.442	35.774	48.146	231.7	10:51:24.686	10		2:25.836 P	37.390	38.141	1:10.305	230.2	10:58:51.470
11		1:56.358	31.323	36.547	48.488	231.7	10:53:21.044								
12		<b>1:55.173</b>	<b>31.290</b>	35.805	<b>48.078</b>	232.7	10:55:16.217								
13			35.502	38.029		213.4									





**Paul Ricard**  
Euroformula Open  
Qualifying  
Lap Analysis



**34** Enzo Trulli Dallara F320 HWA **66** Zdenek Chovanec Dallara F320 HWA  
 Rookie Drivex School Rookie Double R Racing

Lap	D	Time	Sector 1	Sector 2	Sector 3	T. Spd	Elapsed	Lap	D	Time	Sector 1	Sector 2	Sector 3	T. Spd	Elapsed
1		10:32:46.991	10:31:12.635	41.697	52.659	120.2	10:32:46.991	1		10:32:39.327	10:31:05.436	40.792	53.099	119.0	10:32:39.327
2		2:05.670	35.412	38.997	51.261	193.8	10:34:52.661	2		2:01.239	33.573	37.857	49.809	227.3	10:34:40.566
3		1:56.418	31.837	35.989	48.592	230.2	10:36:49.079	3		1:58.621	32.502	36.454	49.665	227.3	10:36:39.187
4		<del>1:56.080</del>	31.676	36.007	48.397	231.2	10:38:45.159	4		1:57.713	32.195	36.395	49.123	226.8	10:38:36.900
5		5:06.170 P	31.483	35.981	3:58.706	229.2	10:43:51.329	5		3:05.869 P	32.086	36.217	1:57.566	228.8	10:41:42.769
6		2:22.789	53.222	38.722	50.845	134.3	10:46:14.118	6		2:33.656	55.528	43.047	55.081	123.0	10:44:16.425
7		2:07.812	35.227	40.776	51.809	190.8	10:48:21.930	7		2:03.361	34.433	37.749	51.179	206.8	10:46:19.786
8		<b>1:54.944</b>	<b>31.215</b>	<b>35.710</b>	<b>48.019</b>	232.2	10:50:16.874	8		1:56.079	31.706	<b>35.972</b>	<b>48.401</b>	230.2	10:48:15.865
9		1:55.778	31.472	35.804	48.502	236.8	10:52:12.652	9		1:56.571	31.803	36.041	48.727	229.7	10:50:12.436
10		2:01.703	31.528	36.769	53.406	232.7	10:54:14.355	10		2:15.510	35.287	43.331	56.892	230.7	10:52:27.946
11			32.504	39.312		234.2		11		1:56.502	31.560	36.087	48.855	230.7	10:54:24.448

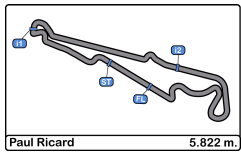
**35** Enzo Scionti Dallara F320 HWA **77** Vivien Keszthelyi Dallara F320 Spiess  
 Rookie Drivex School Team Motopark

Lap	D	Time	Sector 1	Sector 2	Sector 3	T. Spd	Elapsed	Lap	D	Time	Sector 1	Sector 2	Sector 3	T. Spd	Elapsed
1		10:32:49.831	10:31:14.821	42.216	52.794	127.3	10:32:49.831	1		10:34:09.400	10:32:31.965	42.910	54.525	114.7	10:34:09.400
2		2:05.583	35.486	38.129	51.968	185.5	10:34:55.414	2		2:05.487	34.261	37.883	53.343	226.4	10:36:14.887
3		1:56.799	32.032	36.137	48.630	233.2	10:36:52.213	3		1:56.950	32.345	35.941	48.664	227.8	10:38:11.837
4		1:56.989	31.845	36.385	48.759	231.7	10:38:49.202	4		1:56.655	32.063	36.038	48.554	229.2	10:40:08.492
5		4:34.795 P	31.848	36.094	3:26.853	230.7	10:43:23.997	5		1:56.481	31.810	35.891	48.780	230.7	10:42:04.973
6		2:34.100	55.007	43.905	55.188	122.3	10:45:58.097	6		2:08.652 P	32.402	35.977	1:00.273	230.2	10:44:13.625
7		2:06.120	35.395	39.278	51.447	195.2	10:48:04.217	7		6:00.772	4:18.311	43.349	59.112	79.3	10:50:14.397
8		1:56.470	31.852	36.122	48.496	230.2	10:50:00.687	8		2:05.935	36.199	38.812	50.924	217.7	10:52:20.332
9		1:56.129	31.740	36.018	48.371	230.7	10:51:56.816	9		<b>1:56.182</b>	31.735	<b>35.745</b>	48.702	230.7	10:54:16.514
10		1:56.870	31.870	36.143	48.857	231.7	10:53:53.686	10		<del>1:56.130</del>	<b>31.707</b>	35.995	<b>48.428</b>	233.7	10:56:12.644
11			33.259	42.607		231.7		11		2:18.273 P	35.339	37.530	1:05.404	232.2	10:58:30.917

**52** Jak Crawford Dallara F320 Spiess **88** Filip Kaminiarz Dallara F320 Spiess  
 Rookie Team Motopark CryptoTower Racing Team

Lap	D	Time	Sector 1	Sector 2	Sector 3	T. Spd	Elapsed	Lap	D	Time	Sector 1	Sector 2	Sector 3	T. Spd	Elapsed
1		10:32:35.737	10:30:57.230	42.352	56.155	123.0	10:32:35.737	1		10:34:34.642	10:32:54.807	42.611	57.224	126.9	10:34:34.642
2		2:18.963	37.218	42.324	59.421	225.9	10:34:54.700	2		2:07.453	33.936	37.363	56.154	226.8	10:36:42.095
3		1:54.982	31.594	35.653	47.735	232.2	10:36:49.682	3		1:56.423	31.878	35.935	48.610	228.8	10:38:38.518
4		2:07.205	31.546	39.464	56.195	235.8	10:38:56.887	4		1:56.030	<b>31.409</b>	35.936	48.685	231.7	10:40:34.548
5		1:54.184	31.045	35.571	47.568	234.2	10:40:51.071	5		1:56.452	31.829	36.317	48.306	231.2	10:42:31.000
6		2:06.980 P	31.416	35.591	59.973	235.2	10:42:58.051	6		2:04.138 P	31.654	36.122	56.362	228.8	10:44:35.138
7		7:28.800	5:48.335	42.543	57.922	133.0	10:50:26.851	7		5:34.566	3:58.882	42.325	53.359	100.4	10:50:09.704
8		2:06.381	34.673	38.040	53.668	226.4	10:52:33.232	8		2:06.239	34.144	37.571	54.524	227.3	10:52:15.943
9		1:54.032	30.908	35.517	47.607	235.2	10:54:27.264	9		<b>1:55.588</b>	31.547	<b>35.886</b>	<b>48.155</b>	231.7	10:54:11.531
10		<b>1:53.677</b>	<b>30.783</b>	<b>35.327</b>	<b>47.567</b>	235.8	10:56:20.941	10		1:56.066	31.708	36.031	48.327	231.2	10:56:07.597
11		2:41.358 P	41.317	43.176	1:16.865	216.0	10:59:02.299	11		2:15.135 P	32.050	36.683	1:06.402	230.7	10:58:22.732



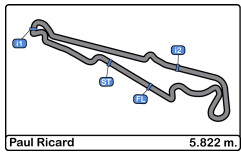


**Paul Ricard**  
**Euroformula Open**  
**Qualifying**  
**Best Sectors Results**



Sector - 1			Sector - 2			Sector - 3			Ideal Lap vs Best Lap						
Clas	Nº	Driver	Time	Nº	Driver	Time	Nº	Driver	Time	Clas	Nº	Driver	Ideal Lap	Best Lap	Clas
1	52	Jak Crawford	30.783	52	Jak Crawford	35.327	28	Cameron Das	47.381	1	52	Jak Crawford	1:53.677	1:53.677	1
2	27	Louis Foster	30.922	27	Louis Foster	35.483	8	Rafael Villagomez	47.513	2	28	Cameron Das	1:53.825	1:53.973	2
3	28	Cameron Das	30.932	8	Rafael Villagomez	35.489	27	Louis Foster	47.536	3	27	Louis Foster	1:53.941	1:54.166	4
4	8	Rafael Villagomez	31.025	28	Cameron Das	35.512	52	Jak Crawford	47.567	4	8	Rafael Villagomez	1:54.027	1:54.077	3
5	34	Enzo Trulli	31.215	18	Nazim Azman	35.598	18	Nazim Azman	47.581	5	18	Nazim Azman	1:54.421	1:54.444	5
6	18	Nazim Azman	31.242	21	Josh Mason	35.701	25	Casper Stevenson	47.888	6	25	Casper Stevenson	1:54.932	1:55.029	7
7	25	Casper Stevenson	31.248	34	Enzo Trulli	35.710	34	Enzo Trulli	48.019	7	34	Enzo Trulli	1:54.944	1:54.944	6
8	21	Josh Mason	31.290	77	Vivien Keszthelyi	35.745	21	Josh Mason	48.078	8	21	Josh Mason	1:55.069	1:55.173	8
9	88	Filip Kaminiarz	31.409	25	Casper Stevenson	35.796	88	Filip Kaminiarz	48.155	9	88	Filip Kaminiarz	1:55.450	1:55.588	9
10	66	Zdenek Chovanec	31.434	88	Filip Kaminiarz	35.886	35	Enzo Scionti	48.294	10	66	Zdenek Chovanec	1:55.807	1:56.045	11
11	35	Enzo Scionti	31.649	66	Zdenek Chovanec	35.972	66	Zdenek Chovanec	48.401	11	77	Vivien Keszthelyi	1:55.880	1:56.182	12
12	77	Vivien Keszthelyi	31.707	35	Enzo Scionti	36.006	77	Vivien Keszthelyi	48.428	12	35	Enzo Scionti	1:55.949	1:55.949	10



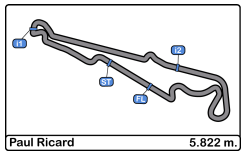


**Paul Ricard**  
**Euroformula Open**  
**Qualifying**  
**Best 5 Lap Times**



Cls	N°	Driver	Nat	Cat	Cls	Team	Nat	Vehicle	Best 1		Best 2		Best 3		Best 4		Best 5	
									Time	Lap	Time	Lap	Time	Lap	Time	Lap	Time	Lap
1	52	Jak Crawford	USA	R	1	Team Motopark	DEU	Dallara F320 Spiess	1:53.677	10	1:54.032	9	1:54.184	5	1:54.982	3	2:06.381	8
2	28	Cameron Das	USA			Team Motopark	DEU	Dallara F320 Spiess	1:53.973	9	1:53.996	4	1:54.124	8	2:04.273	2	2:04.316	5
3	8	Rafael Villagomez	MEX			Van Amersfoort Racing	NLD	Dallara F320 HWA	1:54.077	9	1:54.330	4	1:54.722	3	1:59.723	7	2:05.041	2
4	27	Louis Foster	GBR			CryptoTower Racing	JPN	Dallara F320 Spiess	1:54.166	9	1:54.241	10	1:54.772	3	1:56.440	4	2:00.158	5
5	18	Nazim Azman	MYS			CryptoTower Racing	JPN	Dallara F320 Spiess	1:54.444	10	1:54.738	8	1:55.262	4	1:55.936	3	2:00.281	7
6	34	Enzo Trulli	ITA	R	2	Drivex School	ESP	Dallara F320 HWA	1:54.944	8	1:55.778	9	1:56.418	3	2:01.703	10	2:05.670	2
7	25	Casper Stevenson	GBR	R	3	Van Amersfoort Racing	NLD	Dallara F320 HWA	1:55.029	10	1:55.107	9	1:55.626	5	1:58.386	8	2:05.996	6
8	21	Josh Mason	GBR			Double R Racing	GBR	Dallara F320 HWA	1:55.173	12	1:55.362	10	1:55.460	9	1:55.493	8	1:56.358	11
9	88	Filip Kaminiarz	POL			CryptoTower Racing	JPN	Dallara F320 Spiess	1:55.588	9	1:56.030	4	1:56.066	10	1:56.423	3	1:56.452	5
10	35	Enzo Scionti	USA	R	4	Drivex School	ESP	Dallara F320 HWA	1:55.949	11	1:56.129	9	1:56.470	8	1:56.799	3	1:56.870	10
11	66	Zdenek Chovanec	CZE	R	5	Double R Racing	GBR	Dallara F320 HWA	1:56.045	12	1:56.079	8	1:56.502	11	1:56.571	9	1:57.713	4
12	77	Vivien Keszthelyi	HUN			Team Motopark	DEU	Dallara F320 Spiess	1:56.182	9	1:56.481	5	1:56.655	4	1:56.950	3	2:05.487	2



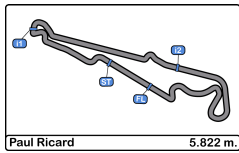


**Paul Ricard**  
**Euroformula Open**  
**Qualifying**  
**Best 5 Top Speeds**



Clas	N°	Driver	Nat	Cat	Cla	Team	Nat	Vehicle	Top 1		Top 2		Top 3		Top 4		Top 5		Avg
									Km/h	Lap	Km/h	Lap	Km/h	Lap	Km/h	Lap	Km/h	Lap	
1	34	Enzo Trulli	ITA	R	1	Drivex School	ESP	Dallara F320 HWA	236.8	9	234.2	11	232.7	10	232.2	8	231.2	4	233.4
2	52	Jak Crawford	USA	R	2	Team Motopark	DEU	Dallara F320 Spiess	235.8	4	235.8	10	235.2	6	235.2	9	234.2	5	235.2
3	8	Rafael Villagomez	MEX			Van Amersfoort Racing	NLD	Dallara F320 HWA	235.2	5	234.2	10	233.2	4	232.2	8	232.2	9	233.4
4	28	Cameron Das	USA			Team Motopark	DEU	Dallara F320 Spiess	234.7	8	234.7	9	232.7	4	232.7	5	230.2	3	233.0
5	18	Nazim Azman	MYS			CryptoTower Racing Team	JPN	Dallara F320 Spiess	234.2	9	234.2	10	233.2	8	230.2	4	230.2	5	232.4
6	27	Louis Foster	GBR			CryptoTower Racing Team	JPN	Dallara F320 Spiess	234.2	11	233.7	9	233.2	10	232.2	5	231.2	3	232.9
7	77	Vivien Keszthelyi	HUN			Team Motopark	DEU	Dallara F320 Spiess	233.7	10	232.2	11	230.7	5	230.7	9	230.2	6	231.5
8	25	Casper Stevenson	GBR	R	3	Van Amersfoort Racing	NLD	Dallara F320 HWA	233.2	10	232.7	4	231.7	5	231.7	6	231.7	9	232.2
9	35	Enzo Scionti	USA	R	4	Drivex School	ESP	Dallara F320 HWA	233.2	3	232.2	11	231.7	4	231.7	10	231.7	12	232.1
10	21	Josh Mason	GBR			Double R Racing	GBR	Dallara F320 HWA	232.7	12	231.7	10	231.7	11	230.2	9	229.7	8	231.2
11	88	Filip Kaminiaz	POL			CryptoTower Racing Team	JPN	Dallara F320 Spiess	231.7	4	231.7	9	231.2	5	231.2	10	230.7	11	231.3
12	66	Zdenek Chovanec	CZE	R	5	Double R Racing	GBR	Dallara F320 HWA	230.7	10	230.7	11	230.2	8	230.2	12	229.7	9	230.3





**Paul Ricard**  
**Euroformula Open**  
**Qualifying**  
**Fastest Laps Sequence**



Lap	Time of Day	Session Time	N°	Driver	Nat	Cat	Team	Nat	Vehicle	Time	Km/h
2	10:34:32.466	4:32.466	21	Josh Mason		GBR	Double R Racing		Dallara F320 HWA	1:59.085	176.0
3	10:36:29.979	6:29.979	21	Josh Mason		GBR	Double R Racing		Dallara F320 HWA	1:57.513	178.3
3	10:36:49.079	6:49.079	34	Enzo Trulli		ITA	R Drivex School		Dallara F320 HWA	1:56.418	180.0
3	10:36:49.682	6:49.682	52	Jak Crawford		USA	R Team Motopark		Dallara F320 Spiess	1:54.982	182.2
3	10:38:58.322	8:58.322	8	Rafael Villagomez		MEX	Van Amersfoort Racing		Dallara F320 HWA	1:54.722	182.6
5	10:40:51.071	10:51.071	52	Jak Crawford		USA	R Team Motopark		Dallara F320 Spiess	1:54.184	183.5
4	10:42:10.401	12:10.401	28	Cameron Das		USA	Team Motopark		Dallara F320 Spiess	1:53.996	183.8
10	10:56:20.941	26:20.941	52	Jak Crawford		USA	R Team Motopark		Dallara F320 Spiess	1:53.677	184.3





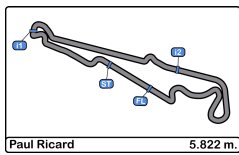


**Paul Ricard**  
**Euroformula Open**  
**Qualifying**  
**Event Best Maximum Speed**



N°	Driver	Nat	Cat	Clas	Team	Nat	Vehicle	Km/h	Session
34	Enzo Trulli		ITA	R 1	Drivex School		ESP Dallara F320 HWA	236.8	Qualifying
52	Jak Crawford		USA	R 2	Team Motopark		DEU Dallara F320 Spiess	235.8	Qualifying
8	Rafael Villagomez		MEX		Van Amersfoort Racing		NLD Dallara F320 HWA	235.2	Qualifying
28	Cameron Das		USA		Team Motopark		DEU Dallara F320 Spiess	234.7	Qualifying
18	Nazim Azman		MYS		CryptoTower Racing Team		JPN Dallara F320 Spiess	234.2	Qualifying
27	Louis Foster		GBR		CryptoTower Racing Team		JPN Dallara F320 Spiess	234.2	Qualifying
77	Vivien Keszthelyi		HUN		Team Motopark		DEU Dallara F320 Spiess	233.7	Qualifying
35	Enzo Scionti		USA	R 3	Drivex School		ESP Dallara F320 HWA	233.2	Free Practice - 1
25	Casper Stevenson		GBR	R 4	Van Amersfoort Racing		NLD Dallara F320 HWA	233.2	Qualifying
21	Josh Mason		GBR		Double R Racing		GBR Dallara F320 HWA	232.7	Qualifying
88	Filip Kaminiarz		POL		CryptoTower Racing Team		JPN Dallara F320 Spiess	231.7	Qualifying
66	Zdenek Chovanec		CZE	R 5	Double R Racing		GBR Dallara F320 HWA	230.7	Qualifying





**Paul Ricard**  
Euroformula Open  
Qualifying  
**Pit Stop Analysis**



**8** Rafael Villagomez Van Amersfoort Racing  
Dallara F320 HWA

Nr.	In Day Time	In Time	Out Time	Pit Time	T. Pit Time	Handicap	Penalty
1	10:42:50.289	10:42:50.289	10:47:25.153	4:34.864	4:34.864		

**18** Nazim Azman CryptoTower Racing Team  
Dallara F320 Spiess

Nr.	In Day Time	In Time	Out Time	Pit Time	T. Pit Time	Handicap	Penalty
1	10:41:46.698	10:41:46.698	10:45:35.074	3:48.376	3:48.376		

**21** Josh Mason Double R Racing  
Dallara F320 HWA

Nr.	In Day Time	In Time	Out Time	Pit Time	T. Pit Time	Handicap	Penalty
1	10:38:27.791	10:38:27.791	10:39:39.022	1:11.231	1:11.231		

**25** Casper Stevenson R Van Amersfoort Racing  
Dallara F320 HWA

Nr.	In Day Time	In Time	Out Time	Pit Time	T. Pit Time	Handicap	Penalty
1	10:42:46.175	10:42:46.175	10:47:08.328	4:22.153	4:22.153		

**27** Louis Foster CryptoTower Racing Team  
Dallara F320 Spiess

Nr.	In Day Time	In Time	Out Time	Pit Time	T. Pit Time	Handicap	Penalty
1	10:44:55.214	10:44:55.214	10:48:17.743	3:22.529	3:22.529		

**28** Cameron Das Team Motopark  
Dallara F320 Spiess

Nr.	In Day Time	In Time	Out Time	Pit Time	T. Pit Time	Handicap	Penalty
1	10:44:05.715	10:44:05.715	10:48:13.977	4:08.262	4:08.262		

**35** Enzo Scionti R Drivex School  
Dallara F320 HWA

Nr.	In Day Time	In Time	Out Time	Pit Time	T. Pit Time	Handicap	Penalty
1	10:40:48.878	10:40:48.878	10:43:41.057	2:52.179	2:52.179		

**52** Jak Crawford R Team Motopark  
Dallara F320 Spiess

Nr.	In Day Time	In Time	Out Time	Pit Time	T. Pit Time	Handicap	Penalty
1	10:42:48.419	10:42:48.419	10:48:09.773	5:21.354	5:21.354		

**66** Zdenek Chovanec R Double R Racing  
Dallara F320 HWA

Nr.	In Day Time	In Time	Out Time	Pit Time	T. Pit Time	Handicap	Penalty
1	10:40:37.252	10:40:37.252	10:41:59.964	1:22.712	1:22.712		

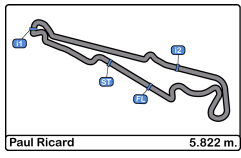
**77** Vivien Keszthelyi Team Motopark  
Dallara F320 Spiess

Nr.	In Day Time	In Time	Out Time	Pit Time	T. Pit Time	Handicap	Penalty
1	10:44:04.124	10:44:04.124	10:47:51.600	3:47.476	3:47.476		

**88** Filip Kaminiarz CryptoTower Racing Team  
Dallara F320 Spiess

Nr.	In Day Time	In Time	Out Time	Pit Time	T. Pit Time	Handicap	Penalty
1	10:44:26.378	10:44:26.378	10:47:55.204	3:28.826	3:28.826		

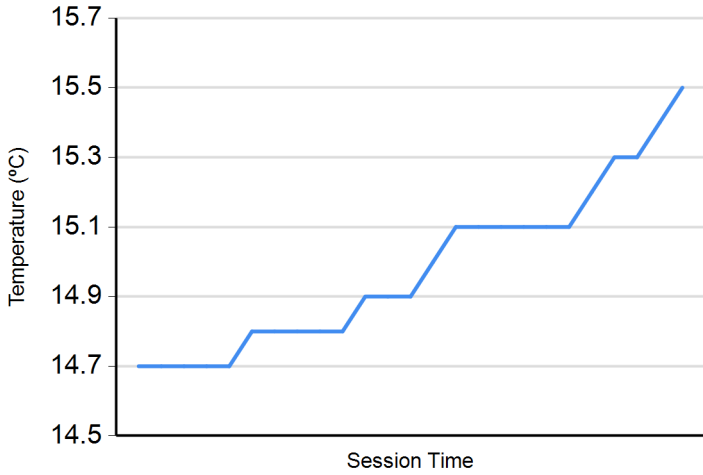




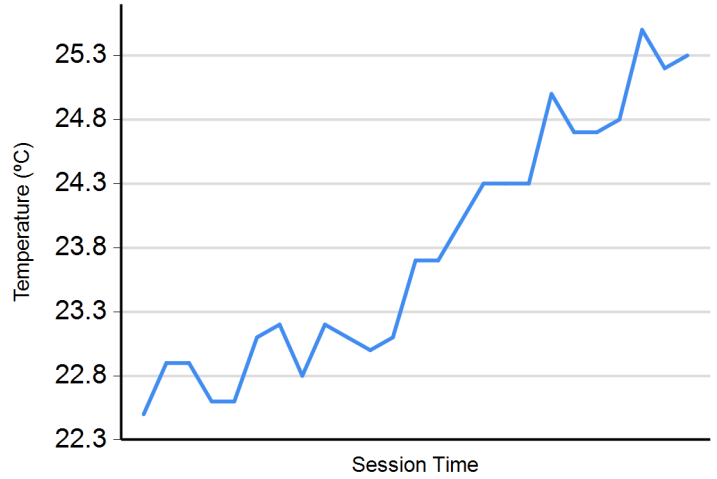
**Paul Ricard**  
**Euroformula Open**  
**Qualifying**  
**Weather Report**



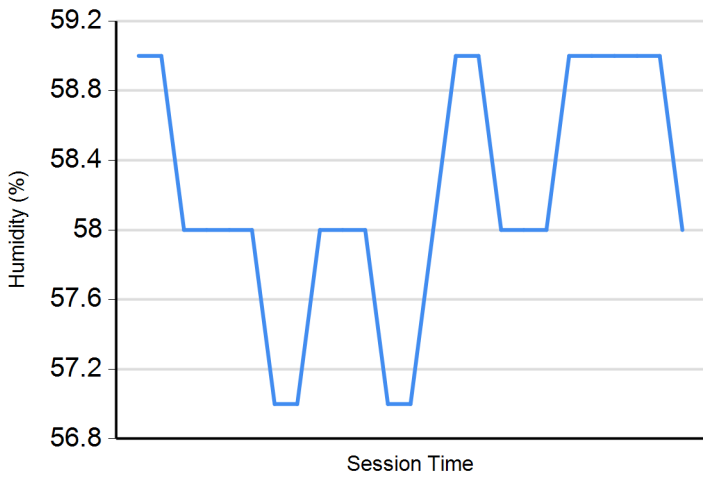
**Air Temperature**



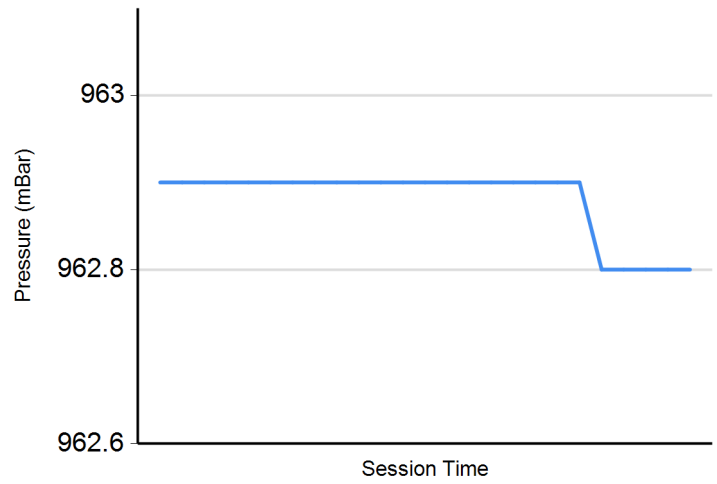
**Track Temperature**



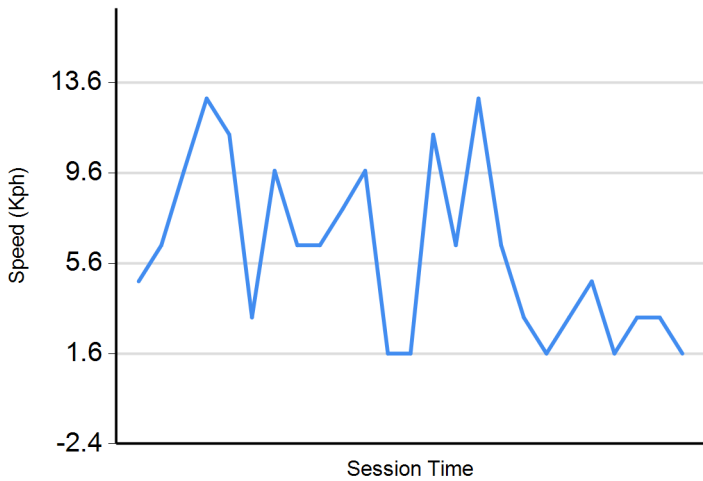
**Humidity**



**Pressure**



**Wind Speed**



**Wind direction**

North = 0°/360° Est = 90° South = 180° West = 270°

