

Paul Ricard
Euroformula Open
Race - 1
Provisional Results



Clas	Nº	Driver	Nat	Cat	Clas	Team	Nat	Vehicle	Laps	Total Time	Gap	Interval	Km/h	Best	Time	Km/h
1	52	Jak Crawford	USA	R	1	Team Motopark	DEU	Dallara F320 Spiess	17	35:14.965			168.4	17	1:55.052	182.1
2	28	Cameron Das	USA			Team Motopark	DEU	Dallara F320 Spiess	17	35:16.824	1.859	1.859	168.3	16	1:55.258	181.8
3	27	Louis Foster	GBR			CryptoTower Racing	JPN	Dallara F320 Spiess	17	35:21.363	6.398	4.539	167.9	17	1:55.861	180.8
4	8	Rafael Villagomez	MEX			Van Amersfoort Racing	NLD	Dallara F320 HWA	17	35:23.648	8.683	2.285	167.7	16	1:56.299	180.2
5	25	Casper Stevenson	GBR	R	2	Van Amersfoort Racing	NLD	Dallara F320 HWA	17	35:26.161	11.196	2.513	167.5	16	1:56.408	180.0
6	18	Nazim Azman	MYS			CryptoTower Racing	JPN	Dallara F320 Spiess	17	35:30.584	15.619	4.423	167.2	17	1:56.283	180.2
7	34	Enzo Trulli	ITA	R	3	Drivex School	ESP	Dallara F320 HWA	17	35:32.507	17.542	1.923	167.0	16	1:56.986	179.1
8	21	Josh Mason	GBR			Double R Racing	GBR	Dallara F320 HWA	17	35:33.604	18.639	1.097	166.9	17	1:57.130	178.9
9	66	Zdenek Chovanec	CZE	R	4	Double R Racing	GBR	Dallara F320 HWA	17	35:35.329	20.364	1.725	166.8	17	1:57.777	177.9
10	77	Vivien Keszthelyi	HUN			Team Motopark	DEU	Dallara F320 Spiess	17	35:40.906	25.941	5.577	166.4	17	1:58.583	176.7


Not classified: (Requirements: 75% of number laps of leader = 13 Laps)

35	Enzo Scionti	USA	R	5	Drivex School	ESP	Dallara F320 HWA	8	16:01.709	9 Laps	9 Laps	174.3	7	1:57.513	178.3
88	Filip Kaminiarz	POL			CryptoTower Racing	JPN	Dallara F320 Spiess	8	16:09.851	9 Laps	8.142	172.8	6	1:57.800	177.9

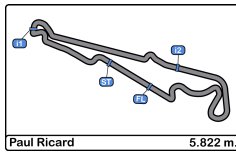
Fastest lap Jak Crawford in 1:55.052 at 182.1 Km/h in lap 17

Published at:.....

Track Temp: **29.6 °C** Air Temp: **15.4 °C** Humidity: **74 %** Track Status: **DRY**

Stewards:	Race Director:	Timekeeper:  Luis Angel Garcia Nufez JOB/I-0020-ESP
------------------	-----------------------	--





Paul Ricard
Euroformula Open
Race - 1
Provisional Results by Class



Clas	Nº	Driver	Nat	Cat	Clas	Team	Nat	Vehicle	Laps	Total Time	Gap	Interval	Km/h	Best	Time	Km/h	
1	28	Cameron Das				Team Motopark		DEU	Dallara F320 Spiess	17	35:16.824			168.3	16	1:55.258	181.8
2	27	Louis Foster				CryptoTower Racing		JPN	Dallara F320 Spiess	17	35:21.363	6.398	4.539	167.9	17	1:55.861	180.8
3	8	Rafael Villagomez				Van Amersfoort Racing		NLD	Dallara F320 HWA	17	35:23.648	8.683	2.285	167.7	16	1:56.299	180.2
4	18	Nazim Azman				CryptoTower Racing		JPN	Dallara F320 Spiess	17	35:30.584	15.619	6.936	167.2	17	1:56.283	180.2
5	21	Josh Mason				Double R Racing		GBR	Dallara F320 HWA	17	35:33.604	18.639	3.020	166.9	17	1:57.130	178.9
6	77	Vivien Keszthelyi				Team Motopark		DEU	Dallara F320 Spiess	17	35:40.906	25.941	7.302	166.4	17	1:58.583	176.7

Not classified: (Requirements: 75% of number laps of leader = 13 Laps)

88	Filip Kaminiarz		POL			CryptoTower Racing		JPN	Dallara F320 Spiess	8	16:09.851	9 Laps	9 Laps	172.8	6	1:57.800	177.9
----	-----------------	--	-----	--	--	--------------------	--	-----	---------------------	---	------------------	--------	--------	-------	---	----------	-------

Rookie

1	52	Jak Crawford		USA	R	1	Team Motopark		DEU	Dallara F320 Spiess	17	35:14.965			168.4	17	1:55.052	182.1
2	25	Casper Stevenson		GBR	R	2	Van Amersfoort Racing		NLD	Dallara F320 HWA	17	35:26.161	11.196	11.196	167.5	16	1:56.408	180.0
3	34	Enzo Trulli		ITA	R	3	Drivex School		ESP	Dallara F320 HWA	17	35:32.507	17.542	6.346	167.0	16	1:56.986	179.1
4	66	Zdenek Chovanec		CZE	R	4	Double R Racing		GBR	Dallara F320 HWA	17	35:35.329	20.364	2.822	166.8	17	1:57.777	177.9

Not classified: (Requirements: 75% of number laps of leader = 13 Laps)

35	Enzo Scionti		USA	R	5	Drivex School		ESP	Dallara F320 HWA	8	16:01.709	9 Laps	9 Laps	174.3	7	1:57.513	178.3
----	--------------	--	-----	---	---	---------------	--	-----	------------------	---	------------------	--------	--------	-------	---	----------	-------

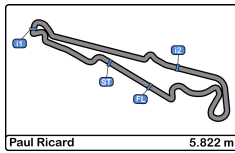
Fastest lap Jak Crawford in 1:55.052 at 182.1 Km/h in lap 17

Published at:.....

Track Temp: **29.6 °C** Air Temp: **15.4 °C** Humidity: **74 %** Track Status: **DRY**

Stewards:	Race Director:	Timekeeper: Luis Angel Garcia Nufez JOB/I-0020-ESP
------------------	-----------------------	---





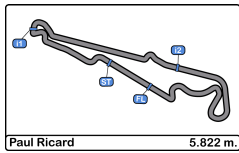
Paul Ricard
Euroformula Open
Race - 1



Provisional Classification by Driver Fastest Lap

Clas	Nº	Driver	Nat	Cat	Clas	Team	Nat	Vehicle	Laps	Best	Time	Gap	Interval	Km/h		
1	52	Jak Crawford		USA	R	1	Team Motopark		DEU	Dallara F320 Spiess	17	17	1:55.052		182.1	
2	28	Cameron Das		USA			Team Motopark		DEU	Dallara F320 Spiess	17	16	1:55.258	0.206	0.206	181.8
3	27	Louis Foster		GBR			CryptoTower Racing Team		JPN	Dallara F320 Spiess	17	17	1:55.861	0.809	0.603	180.8
4	18	Nazim Azman		MYS			CryptoTower Racing Team		JPN	Dallara F320 Spiess	17	17	1:56.283	1.231	0.422	180.2
5	8	Rafael Villagomez		MEX			Van Amersfoort Racing		NLD	Dallara F320 HWA	17	16	1:56.299	1.247	0.016	180.2
6	25	Casper Stevenson		GBR	R	2	Van Amersfoort Racing		NLD	Dallara F320 HWA	17	16	1:56.408	1.356	0.109	180.0
7	34	Enzo Trulli		ITA	R	3	Drivex School		ESP	Dallara F320 HWA	17	16	1:56.986	1.934	0.578	179.1
8	21	Josh Mason		GBR			Double R Racing		GBR	Dallara F320 HWA	17	17	1:57.130	2.078	0.144	178.9
9	35	Enzo Scionti		USA	R	4	Drivex School		ESP	Dallara F320 HWA	8	7	1:57.513	2.461	0.383	178.3
10	66	Zdenek Chovanec		CZE	R	5	Double R Racing		GBR	Dallara F320 HWA	17	17	1:57.777	2.725	0.264	177.9
11	88	Filip Kaminiaz		POL			CryptoTower Racing Team		JPN	Dallara F320 Spiess	8	6	1:57.800	2.748	0.023	177.9
12	77	Vivien Keszthelyi		HUN			Team Motopark		DEU	Dallara F320 Spiess	17	17	1:58.583	3.531	0.783	176.7





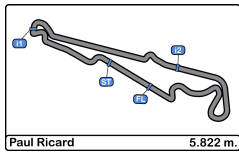
Paul Ricard
Euroformula Open
Race - 1



Distance and Speed Average

Clas	Nº	Driver	Nat	Cat	Clas	Team	Nat	Vehicle	Laps	Distance	Total Time	Km/h		
1	52	Jak Crawford		USA	R	1	Team Motopark		DEU	Dallara F320 Spiess	17	98.97	35:14.965	168.4
2	28	Cameron Das		USA			Team Motopark		DEU	Dallara F320 Spiess	17	98.97	35:16.824	168.3
3	27	Louis Foster		GBR			CryptoTower Racing Team		JPN	Dallara F320 Spiess	17	98.97	35:21.363	167.9
4	8	Rafael Villagomez		MEX			Van Amersfoort Racing		NLD	Dallara F320 HWA	17	98.97	35:23.648	167.7
5	25	Casper Stevenson		GBR	R	2	Van Amersfoort Racing		NLD	Dallara F320 HWA	17	98.97	35:26.161	167.5
6	18	Nazim Azman		MYS			CryptoTower Racing Team		JPN	Dallara F320 Spiess	17	98.97	35:30.584	167.2
7	34	Enzo Trulli		ITA	R	3	Drivex School		ESP	Dallara F320 HWA	17	98.97	35:32.507	167.0
8	21	Josh Mason		GBR			Double R Racing		GBR	Dallara F320 HWA	17	98.97	35:33.604	166.9
9	66	Zdenek Chovanec		CZE	R	4	Double R Racing		GBR	Dallara F320 HWA	17	98.97	35:35.329	166.8
10	77	Vivien Keszthelyi		HUN			Team Motopark		DEU	Dallara F320 Spiess	17	98.97	35:40.906	166.4
11	35	Enzo Scionti		USA	R	5	Drivex School		ESP	Dallara F320 HWA	8	46.57	16:01.709	174.3
12	88	Filip Kaminiaz		POL			CryptoTower Racing Team		JPN	Dallara F320 Spiess	8	46.57	16:09.851	172.8





Paul Ricard
Euroformula Open
Race - 1
Lap Analysis



8

Rafael Villagomez

Dallara F320 HWA **21**

Josh Mason

Dallara F320 HWA

Van Amersfoort Racing

Double R Racing

Lap	D	Time	Sector 1	Sector 2	Sector 3	T. Spd	Elapsed	Lap	D	Time	Sector 1	Sector 2	Sector 3	T. Spd	Elapsed
1		2:01.951	36.465	36.628	48.858	194.5	2:01.951	1		2:04.862	38.063	37.017	49.782	202.6	2:04.862
2		1:57.012	31.960	36.444	48.608	236.3	3:58.963	2		1:58.601	32.342	36.499	49.760	235.2	4:03.463
3		1:56.565	31.697	36.161	48.707	235.8	5:55.528	3		1:58.001	32.372	36.539	49.090	232.7	6:01.464
4		1:56.328	31.728	36.152	48.448	236.3	7:51.856	4		1:57.854	32.167	36.522	49.165	232.7	7:59.318
5		1:56.754	31.788	36.319	48.647	235.2	9:48.610	5		1:59.081	33.246	36.642	49.193	232.7	9:58.399
6		1:56.781	31.827	36.344	48.610	234.2	11:45.391	6		1:57.469	32.082	36.293	49.094	233.7	11:55.868
7		1:56.691	31.679	36.316	48.696	233.7	13:42.082	7		1:57.260	32.026	36.257	48.977	233.7	13:53.128
8		1:56.714	31.760	36.300	48.654	233.7	15:38.796	8		1:57.471	32.048	36.273	49.150	234.7	15:50.599
9		1:56.505	31.703	36.265	48.537	234.7	17:35.301	9		1:57.595	31.879	36.351	49.365	233.7	17:48.194
10		2:05.664	31.737	39.263	54.664	234.2	19:40.965	10		2:00.434	32.046	36.759	51.629	231.7	19:48.628
11		4:01.137	1:02.798	1:31.440	1:26.899	165.6	23:42.102	11		3:55.398	58.619	1:32.016	1:24.763	202.6	23:44.026
12		1:58.867	32.910	36.773	49.184	236.8	25:40.969	12		1:59.076	33.081	36.598	49.397	238.4	25:43.102
13		1:56.726	31.818	36.381	48.527	237.3	27:37.695	13		1:59.432	32.707	37.515	49.210	235.2	27:42.534
14		1:56.443	31.811	36.132	48.500	235.8	29:34.138	14		1:57.685	32.275	36.436	48.974	234.7	29:40.219
15		1:56.494	31.773	36.232	48.489	236.3	31:30.632	15		1:58.867	33.200	36.359	49.308	237.3	31:39.086
16		1:56.299	31.817	36.067	48.415	234.7	33:26.931	16		1:57.388	32.013	36.243	49.132	237.3	33:36.474
17		1:56.717	31.714	36.348	48.655	234.7	35:23.648	17		1:57.130	31.857	36.264	49.009	234.2	35:33.604

18

Nazim Azman

Dallara F320 Spiess **25**

Casper Stevenson

Dallara F320 HWA

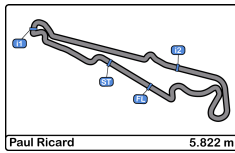
CryptoTower Racing Team

Rookie

Van Amersfoort Racing

Lap	D	Time	Sector 1	Sector 2	Sector 3	T. Spd	Elapsed	Lap	D	Time	Sector 1	Sector 2	Sector 3	T. Spd	Elapsed
1		2:06.451	40.707	36.637	49.107	195.2	2:06.451	1		2:03.344	37.416	36.875	49.053	204.1	2:03.344
2		1:58.837	32.739	37.195	48.903	242.1	4:05.288	2		1:57.741	32.001	36.591	49.149	232.7	4:01.085
3		1:56.928	32.057	36.286	48.585	235.2	6:02.216	3		1:56.957	31.968	36.406	48.583	233.2	5:58.042
4		1:57.363	32.039	36.268	49.056	237.3	7:59.579	4		1:56.587	31.879	36.221	48.487	233.2	7:54.629
5		1:57.887	32.614	36.428	48.845	240.5	9:57.466	5		1:56.613	31.731	36.292	48.590	233.7	9:51.242
6		1:57.546	32.149	36.341	49.056	234.7	11:55.012	6		1:56.706	31.732	36.346	48.628	233.7	11:47.948
7		1:57.313	32.090	36.478	48.745	234.2	13:52.325	7		1:56.720	31.759	36.308	48.653	233.7	13:44.668
8		1:56.818	31.957	36.221	48.640	233.2	15:49.143	8		1:56.556	31.681	36.222	48.653	233.2	15:41.224
9		1:56.585	31.790	36.239	48.556	233.7	17:45.728	9		1:56.542	31.576	36.382	48.584	233.7	17:37.766
10		2:02.330	31.872	37.334	53.124	234.7	19:48.058	10		2:08.126	31.696	41.523	54.907	233.7	19:45.892
11		3:55.575	58.611	1:32.001	1:24.963	211.3	23:43.633	11		3:57.097	58.735	1:32.205	1:26.157	191.4	23:42.989
12		1:58.795	33.237	36.564	48.994	241.0	25:42.428	12		1:58.493	32.806	36.649	49.038	234.7	25:41.482
13		1:57.168	31.933	36.500	48.735	241.6	27:39.596	13		1:57.198	32.037	36.360	48.801	237.3	27:38.680
14		1:59.972	31.841	36.441	51.690	236.8	29:39.568	14		1:56.697	31.822	36.225	48.650	235.8	29:35.377
15		1:58.301	32.920	36.362	49.019	241.0	31:37.869	15		1:56.462	31.758	36.218	48.486	235.2	31:31.839
16		1:56.432	31.916	36.155	48.361	236.3	33:34.301	16		1:56.408	31.741	36.180	48.487	235.8	33:28.247
17		1:56.283	31.755	36.127	48.401	235.2	35:30.584	17		1:57.914	31.620	36.376	49.918	235.2	35:26.161





Paul Ricard
Euroformula Open
Race - 1
Lap Analysis



27 Louis Foster Dallara F320 Spiess **34** Enzo Trulli Dallara F320 HWA
CryptoTower Racing Team Rookie Drivex School

Lap	D	Time	Sector 1	Sector 2	Sector 3	T. Spd	Elapsed	Lap	D	Time	Sector 1	Sector 2	Sector 3	T. Spd	Elapsed
1		2:01.382	35.985	36.429	48.968	197.4	2:01.382	1		2:04.357	36.950	37.009	50.398	200.3	2:04.357
2		1:56.811	31.969	36.110	48.732	236.8	3:58.193	2		1:57.779	32.123	36.448	49.208	234.2	4:02.136
3		1:56.546	31.706	36.149	48.691	237.3	5:54.739	3		1:57.643	32.342	36.427	48.874	235.2	5:59.779
4		1:56.142	31.648	36.125	48.369	235.2	7:50.881	4		1:57.326	31.958	36.314	49.054	233.2	7:57.105
5		1:56.233	31.581	36.117	48.535	235.2	9:47.114	5		1:57.398	32.089	36.481	48.828	233.7	9:54.503
6		1:56.190	31.661	36.061	48.468	234.2	11:43.304	6		1:57.209	31.786	36.332	49.091	235.2	11:51.712
7		1:56.626	31.738	36.195	48.693	235.2	13:39.930	7		1:57.300	31.855	36.512	48.933	233.2	13:49.012
8		1:56.630	31.652	36.233	48.745	234.7	15:36.560	8		1:57.075	31.759	36.384	48.932	232.2	15:46.087
9		1:56.103	31.602	36.146	48.355	234.7	17:32.663	9		1:57.267	31.787	36.465	49.015	233.2	17:43.354
10		2:07.239	31.464	38.560	57.215	234.7	19:39.902	10		2:03.652	31.924	37.230	54.498	231.2	19:47.006
11		4:01.694	1:03.004	1:31.564	1:27.126	165.3	23:41.596	11		3:56.274	58.579	1:32.098	1:25.597	207.6	23:43.280
12		1:58.620	33.143	36.494	48.983	241.6	25:40.216	12		1:58.912	32.953	36.626	49.333	236.8	25:42.192
13		1:56.524	31.740	36.218	48.566	236.3	27:36.740	13		1:59.376	33.767	36.604	49.005	234.2	27:41.568
14		1:56.258	31.656	36.066	48.536	236.3	29:32.998	14		1:57.700	31.936	36.534	49.230	233.7	29:39.268
15		1:56.173	31.593	36.144	48.436	236.3	31:29.171	15		1:59.246	33.575	36.360	49.311	232.2	31:38.514
16		1:56.331	31.593	36.171	48.567	234.7	33:25.502	16		1:56.986	32.097	36.223	48.666	234.2	33:35.500
17		1:55.861	31.451	36.060	48.350	234.2	35:21.363	17		1:57.007	31.839	36.426	48.742	234.2	35:32.507

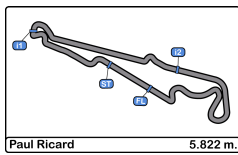
28 Cameron Das Dallara F320 Spiess **35** Enzo Scionti Dallara F320 HWA
Team Motopark Rookie Drivex School

Lap	D	Time	Sector 1	Sector 2	Sector 3	T. Spd	Elapsed	Lap	D	Time	Sector 1	Sector 2	Sector 3	T. Spd	Elapsed
1		2:00.661	35.405	36.413	48.843	194.5	2:00.661	1		2:07.943	41.441	36.771	49.731	198.1	2:07.943
2		1:56.492	31.798	36.189	48.505	234.7	3:57.153	2		2:01.916	33.090	37.599	51.227	236.8	4:09.859
3		1:56.183	31.892	36.025	48.266	235.8	5:53.336	3		1:59.992	32.609	37.073	50.310	236.8	6:09.851
4		1:55.722	31.564	36.017	48.141	235.8	7:49.058	4		1:59.038	32.540	36.756	49.742	232.2	8:08.889
5		1:55.982	31.582	36.059	48.341	235.8	9:45.040	5		1:58.424	32.426	36.723	49.275	232.2	10:07.313
6		1:55.838	31.534	36.054	48.250	235.8	11:40.878	6		1:58.024	32.221	36.838	48.965	232.7	12:05.337
7		1:55.802	31.472	36.111	48.219	234.7	13:36.680	7		1:57.513	32.005	36.623	48.885	231.7	14:02.850
8		1:55.737	31.525	36.014	48.198	234.7	15:32.417	8		1:58.859	32.092	36.671	50.096	231.7	16:01.709
9		1:55.541	31.458	35.997	48.086	235.2	17:27.958	9			32.038				230.7
10		2:11.052	31.357	41.307	58.388	235.2	19:39.010								

52 Jak Crawford Dallara F320 Spiess
Rookie Team Motopark

Lap	D	Time	Sector 1	Sector 2	Sector 3	T. Spd	Elapsed
1		1:59.839	34.852	36.388	48.599	191.4	1:59.839
2		1:56.404	31.782	36.268	48.354	232.2	3:56.243
3		1:56.088	31.614	36.115	48.359	234.2	5:52.331
4		1:55.600	31.538	36.014	48.048	233.7	7:47.931
5		1:55.651	31.502	36.075	48.074	234.2	9:43.582
6		1:55.806	31.491	36.040	48.275	233.7	11:39.388
7		1:55.785	31.534	36.017	48.234	233.7	13:35.173
8		1:55.354	31.424	35.898	48.032	233.7	15:30.527
9		1:55.286	31.338	35.872	48.076	233.7	17:25.813
10		2:12.602	31.456	42.681	58.465	233.7	19:38.415
11		4:02.553	1:02.610	1:31.101	1:28.842	178.5	23:40.968
12		1:56.987	32.310	36.393	48.284	231.2	25:37.955
13		1:55.887	31.663	36.138	48.086	233.7	27:33.842
14		1:55.287	31.367	35.882	48.038	234.7	29:29.129
15		1:55.429	31.381	35.978	48.070	234.7	31:24.558
16		1:55.355	31.400	35.943	48.012	234.7	33:19.913
17		1:55.052	31.238	35.989	47.825	235.2	35:14.965





Paul Ricard
Euroformula Open
Race - 1
Lap Analysis



66

Zdenek Chovanec

Dallara F320 HWA

Rookie

Double R Racing

Lap	D	Time	Sector 1	Sector 2	Sector 3	T. Spd	Elapsed
1		2:06.156	38.854	37.359	49.943	206.5	2:06.156
2		2:00.377	32.684	38.092	49.601	233.7	4:06.533
3		1:59.631	32.529	37.206	49.896	233.2	6:06.164
4		1:58.604	32.236	36.963	49.405	230.7	8:04.768
5		1:58.457	32.131	37.062	49.264	230.7	10:03.225
6		1:58.453	32.385	36.752	49.316	230.7	12:01.678
7		1:57.980	32.039	36.824	49.117	230.7	13:59.658
8		1:58.101	31.986	36.690	49.425	230.2	15:57.759
9		1:58.063	32.306	36.756	49.001	230.2	17:55.822
10		2:03.197	32.518	37.915	52.764	230.2	19:59.019
11		3:45.515	49.272	1:31.874	1:24.369	230.2	23:44.534
12		1:59.436	33.032	36.883	49.521	235.8	25:43.970
13		1:59.315	32.442	37.223	49.650	234.7	27:43.285
14		1:57.860	32.166	36.699	48.995	235.8	29:41.145
15		1:58.536	32.908	36.617	49.011	234.2	31:39.681
16		1:57.871	32.193	36.577	49.101	235.8	33:37.552
17		1:57.777	31.975	36.645	49.157	233.7	35:35.329

77

Vivien Keszthelyi

Dallara F320 Spiess

Team Motopark

Lap	D	Time	Sector 1	Sector 2	Sector 3	T. Spd	Elapsed
1		2:07.578	39.239	37.370	50.969	203.7	2:07.578
2		2:01.856	33.011	37.872	50.973	231.7	4:09.434
3		2:00.270	32.642	37.062	50.566	232.7	6:09.704
4		2:00.966	33.606	37.055	50.305	232.2	8:10.670
5		2:00.165	32.801	37.097	50.267	232.7	10:10.835
6		1:59.942	32.793	37.090	50.059	231.7	12:10.777
7		1:59.511	32.701	37.027	49.783	230.7	14:10.288
8		1:59.137	32.545	36.866	49.726	230.7	16:09.425
9		1:59.349	32.656	36.981	49.712	230.7	18:08.774
10		2:04.025	34.359	38.579	51.087	230.2	20:12.799
11		3:32.202	36.318	1:31.881	1:24.003	229.7	23:45.001
12		2:00.503	33.192	37.037	50.274	235.2	25:45.504
13		1:59.520	32.667	36.855	49.998	235.2	27:45.024
14		1:59.394	32.815	36.938	49.641	232.2	29:44.418
15		1:59.040	32.672	36.686	49.682	232.2	31:43.458
16		1:58.865	32.496	36.702	49.667	232.2	33:42.323
17		1:58.583	32.361	36.697	49.525	231.2	35:40.906

88

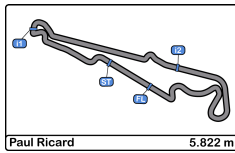
Filip Kaminiarz

Dallara F320 Spiess

CryptoTower Racing Team

Lap	D	Time	Sector 1	Sector 2	Sector 3	T. Spd	Elapsed
1		2:05.537	37.868	37.140	50.529	203.0	2:05.537
2		2:01.713	33.727	37.879	50.107	233.7	4:07.250
3		1:59.635	32.123	37.247	50.265	236.3	6:06.885
4		1:59.276	32.766	36.949	49.561	234.7	8:06.161
5		1:58.571	32.041	37.012	49.518	233.2	10:04.732
6		1:57.800	32.003	36.634	49.163	232.7	12:02.532
7		1:57.932	31.991	36.676	49.265	234.2	14:00.464
8		2:09.387 P	32.186	37.615	59.586	234.2	16:09.851





Paul Ricard
Euroformula Open
Race - 1



Analysis by Lap

Paul Ricard 5.822 m

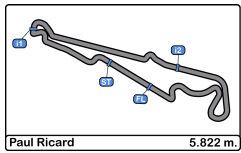
Num	Lap Time	Gap
Lap 1		
52	1:59.839	
28	2:00.661	00.822
27	2:01.382	01.543
8	2:01.951	02.112
25	2:03.344	03.505
34	2:04.357	04.518
21	2:04.862	05.023
88	2:05.537	05.698
66	2:06.156	06.317
18	2:06.451	06.612
77	2:07.578	07.739
35	2:07.943	08.104
Num Lap Time Gap		
Lap 2		
52	1:56.404	
28	1:56.492	00.910
27	1:56.811	01.950
8	1:57.012	02.720
25	1:57.741	04.842
34	1:57.779	05.893
21	1:58.601	07.220
18	1:58.837	09.045
66	2:00.377	10.290
88	2:01.713	11.007
77	2:01.856	13.191
35	2:01.916	13.616
Num Lap Time Gap		
Lap 3		
52	1:56.088	
28	1:56.183	01.005
27	1:56.546	02.408
8	1:56.565	03.197
25	1:56.957	05.711
34	1:57.643	07.448
21	1:58.001	09.133
18	1:56.928	09.885
66	1:59.631	13.833
88	1:59.635	14.554
77	2:00.270	17.373
35	1:59.992	17.520
Num Lap Time Gap		
Lap 4		
52	1:55.600	
28	1:55.722	01.127
27	1:56.142	02.950
8	1:56.328	03.925
25	1:56.587	06.698
34	1:57.326	09.174
21	1:57.854	11.387
18	1:57.363	11.648
66	1:58.604	16.837
88	1:59.276	18.230

Num	Lap Time	Gap
35	1:59.038	20.958
77	2:00.966	22.739
Num Lap Time Gap		
Lap 5		
52	1:55.651	
28	1:55.982	01.458
27	1:56.233	03.532
8	1:56.754	05.028
25	1:56.613	07.660
34	1:57.398	10.921
18	1:57.887	13.884
21	1:59.081	14.817
66	1:58.457	19.643
88	1:58.571	21.150
35	1:58.424	23.731
77	2:00.165	27.253
Num Lap Time Gap		
Lap 6		
52	1:55.806	
28	1:55.838	01.490
27	1:56.190	03.916
8	1:56.781	06.003
25	1:56.706	08.560
34	1:57.209	12.324
18	1:57.546	15.624
21	1:57.469	16.480
66	1:58.453	22.290
88	1:57.800	23.144
35	1:58.024	25.949
77	1:59.942	31.389
Num Lap Time Gap		
Lap 7		
52	1:55.785	
28	1:55.802	01.507
27	1:56.626	04.757
8	1:56.691	06.909
25	1:56.720	09.495
34	1:57.300	13.839
18	1:57.313	17.152
21	1:57.260	17.955
66	1:57.980	24.485
88	1:57.932	25.291
35	1:57.513	27.677
77	1:59.511	35.115
Num Lap Time Gap		
Lap 8		
52	1:55.354	
28	1:55.737	01.890
27	1:56.630	06.033
8	1:56.714	08.269
25	1:56.556	10.697
34	1:57.075	15.560
18	1:56.818	18.616

Num	Lap Time	Gap
21	1:57.471	20.072
66	1:58.101	27.232
35	1:58.859	31.182
77	1:59.137	38.898
88	2:09.387	39.324
Num Lap Time Gap		
Lap 9		
52	1:55.286	
28	1:55.541	02.145
27	1:56.103	06.850
8	1:56.505	09.488
25	1:56.542	11.953
34	1:57.267	17.541
18	1:56.585	19.915
21	1:57.595	22.381
66	1:58.063	30.009
77	1:59.349	42.961
Num Lap Time Gap		
Lap 10		
52	2:12.602	
28	2:11.052	00.595
27	2:07.239	01.487
8	2:05.664	02.550
25	2:08.126	07.477
34	2:03.652	08.591
18	2:02.330	09.643
21	2:00.434	10.213
66	2:03.197	20.604
77	2:04.025	34.384
Num Lap Time Gap		
Lap 11		
52	4:02.553	
28	4:02.377	00.419
27	4:01.694	00.628
8	4:01.137	01.134
25	3:57.097	02.021
34	3:56.274	02.312
18	3:55.575	02.665
21	3:55.398	03.058
66	3:45.515	03.566
77	3:32.202	04.033
Num Lap Time Gap		
Lap 12		
52	1:56.987	
28	1:57.621	01.053
27	1:58.620	02.261
8	1:58.867	03.014
25	1:58.493	03.527
34	1:58.912	04.237
18	1:58.795	04.473
21	1:59.076	05.147
66	1:59.436	06.015
77	2:00.503	07.549

Num	Lap Time	Gap
Lap 13		
52	1:55.887	
28	1:55.856	01.022
27	1:56.524	02.898
8	1:56.726	03.853
25	1:57.198	04.838
18	1:57.168	05.754
34	1:59.376	07.726
21	1:59.432	08.692
66	1:59.315	09.443
77	1:59.520	11.182
Num Lap Time Gap		
Lap 14		
52	1:55.287	
28	1:55.635	01.370
27	1:56.258	03.869
8	1:56.443	05.009
25	1:56.697	06.248
34	1:57.700	10.139
18	1:59.972	10.439
21	1:57.685	11.090
66	1:57.860	12.016
77	1:59.394	15.289
Num Lap Time Gap		
Lap 15		
52	1:55.429	
28	1:55.635	01.576
27	1:56.173	04.613
8	1:56.494	06.074
25	1:56.462	07.281
18	1:58.301	13.311
34	1:59.246	13.956
21	1:58.867	14.528
66	1:58.536	15.123
77	1:59.040	18.900
Num Lap Time Gap		
Lap 16		
52	1:55.355	
28	1:55.258	01.479
27	1:56.331	05.589
8	1:56.299	07.018
25	1:56.408	08.334
18	1:56.432	14.388
34	1:56.986	15.587
21	1:57.388	16.561
66	1:57.871	17.639
77	1:58.865	22.410
Num Lap Time Gap		
Lap 17		
52	1:55.052	
28	1:55.432	01.859
27	1:55.861	06.398
8	1:56.717	08.683



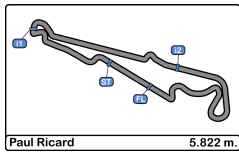


Paul Ricard
Euroformula Open
Race - 1
Best Sectors Results



Sector - 1			Sector - 2			Sector - 3			Ideal Lap vs Best Lap						
Clas	Nº	Driver	Time	Nº	Driver	Time	Nº	Driver	Time	Clas	Nº	Driver	Ideal Lap	Best Lap	Clas
1	52	Jak Crawford	31.238	52	Jak Crawford	35.872	52	Jak Crawford	47.825	1	52	Jak Crawford	1:54.935	1:55.052	1
2	28	Cameron Das	31.357	28	Cameron Das	35.955	28	Cameron Das	47.831	2	28	Cameron Das	1:55.143	1:55.258	2
3	27	Louis Foster	31.451	27	Louis Foster	36.060	27	Louis Foster	48.350	3	27	Louis Foster	1:55.861	1:55.861	3
4	25	Casper Stevenson	31.576	8	Rafael Villagomez	36.067	18	Nazim Azman	48.361	4	8	Rafael Villagomez	1:56.161	1:56.299	5
5	8	Rafael Villagomez	31.679	18	Nazim Azman	36.127	8	Rafael Villagomez	48.415	5	25	Casper Stevenson	1:56.242	1:56.408	6
6	18	Nazim Azman	31.755	25	Casper Stevenson	36.180	25	Casper Stevenson	48.486	6	18	Nazim Azman	1:56.243	1:56.283	4
7	34	Enzo Trulli	31.759	34	Enzo Trulli	36.223	34	Enzo Trulli	48.666	7	34	Enzo Trulli	1:56.648	1:56.986	7
8	21	Josh Mason	31.857	21	Josh Mason	36.243	35	Enzo Scionti	48.885	8	21	Josh Mason	1:57.074	1:57.130	8
9	66	Zdenek Chovanec	31.975	66	Zdenek Chovanec	36.577	21	Josh Mason	48.974	9	35	Enzo Scionti	1:57.513	1:57.513	9
10	88	Filip Kaminiarz	31.991	35	Enzo Scionti	36.623	66	Zdenek Chovanec	48.995	10	66	Zdenek Chovanec	1:57.547	1:57.777	10
11	35	Enzo Scionti	32.005	88	Filip Kaminiarz	36.634	88	Filip Kaminiarz	49.163	11	88	Filip Kaminiarz	1:57.788	1:57.800	11
12	77	Vivien Keszthelyi	32.361	77	Vivien Keszthelyi	36.686	77	Vivien Keszthelyi	49.525	12	77	Vivien Keszthelyi	1:58.572	1:58.583	12



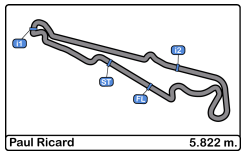


Paul Ricard
Euroformula Open
Race - 1
Leader Sequence



N°	Driver	Nat	Cat	Clas	Team	Nat	Vehicle	Start Lap	End Lap	Laps	Total Laps
52	Jak Crawford	USA	R		Team Motopark	DEU	Dallara F320 Spiess	1	17	17	17



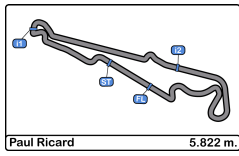


Paul Ricard
Euroformula Open
Race - 1
Best 5 Lap Times



Cls	N°	Driver	Nat	Cat	Cls	Team	Nat	Vehicle	Best 1		Best 2		Best 3		Best 4		Best 5	
									Time	Lap	Time	Lap	Time	Lap	Time	Lap	Time	Lap
1	52	Jak Crawford	USA	R	1	Team Motopark	DEU	Dallara F320 Spiess	1:55.052	17	1:55.286	9	1:55.287	14	1:55.354	8	1:55.355	16
2	28	Cameron Das	USA			Team Motopark	DEU	Dallara F320 Spiess	1:55.258	16	1:55.432	17	1:55.541	9	1:55.635	14	1:55.635	15
3	27	Louis Foster	GBR			CryptoTower Racing	JPN	Dallara F320 Spiess	1:55.861	17	1:56.103	9	1:56.142	4	1:56.173	15	1:56.190	6
4	18	Nazim Azman	MYS			CryptoTower Racing	JPN	Dallara F320 Spiess	1:56.283	17	1:56.432	16	1:56.585	9	1:56.818	8	1:56.928	3
5	8	Rafael Villagomez	MEX			Van Amersfoort Racing	NLD	Dallara F320 HWA	1:56.299	16	1:56.328	4	1:56.443	14	1:56.494	15	1:56.505	9
6	25	Casper Stevenson	GBR	R	2	Van Amersfoort Racing	NLD	Dallara F320 HWA	1:56.408	16	1:56.462	15	1:56.542	9	1:56.556	8	1:56.587	4
7	34	Enzo Trulli	ITA	R	3	Drivex School	ESP	Dallara F320 HWA	1:56.986	16	1:57.007	17	1:57.075	8	1:57.209	6	1:57.267	9
8	21	Josh Mason	GBR			Double R Racing	GBR	Dallara F320 HWA	1:57.130	17	1:57.260	7	1:57.388	16	1:57.469	6	1:57.471	8
9	35	Enzo Scionti	USA	R	4	Drivex School	ESP	Dallara F320 HWA	1:57.513	7	1:58.024	6	1:58.424	5	1:58.859	8	1:59.038	4
10	66	Zdenek Chovanec	CZE	R	5	Double R Racing	GBR	Dallara F320 HWA	1:57.777	17	1:57.860	14	1:57.871	16	1:57.980	7	1:58.063	9
11	88	Filip Kaminiaz	POL			CryptoTower Racing	JPN	Dallara F320 Spiess	1:57.800	6	1:57.932	7	1:58.571	5	1:59.276	4	1:59.635	3
12	77	Vivien Keszthelyi	HUN			Team Motopark	DEU	Dallara F320 Spiess	1:58.583	17	1:58.865	16	1:59.040	15	1:59.137	8	1:59.349	9



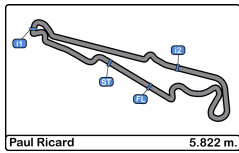


Paul Ricard
Euroformula Open
Race - 1
Best 5 Top Speeds



Clas	N°	Driver	Nat	Cat	Cla	Team	Nat	Vehicle	Top 1		Top 2		Top 3		Top 4		Top 5		Avg
									Km/h	Lap	Km/h	Lap	Km/h	Lap	Km/h	Lap	Km/h	Lap	
1	18	Nazim Azman		MYS		CryptoTower Racing Team		Dallara F320 Spiess	242.1	2	241.6	13	241.0	12	241.0	15	240.5	5	241.2
2	27	Louis Foster		GBR		CryptoTower Racing Team		Dallara F320 Spiess	241.6	12	237.3	3	236.8	2	236.3	13	236.3	14	237.6
3	21	Josh Mason		GBR		Double R Racing		Dallara F320 HWA	238.4	12	237.3	15	237.3	16	235.2	2	235.2	13	236.7
4	8	Rafael Villagomez		MEX		Van Amersfoort Racing		Dallara F320 HWA	237.3	13	236.8	12	236.3	2	236.3	4	236.3	15	236.6
5	25	Casper Stevenson		GBR	R 1	Van Amersfoort Racing		Dallara F320 HWA	237.3	13	235.8	14	235.8	16	235.2	15	235.2	17	235.9
6	28	Cameron Das		USA		Team Motopark		Dallara F320 Spiess	236.8	14	236.3	13	236.3	15	235.8	3	235.8	4	236.2
7	34	Enzo Trulli		ITA	R 2	Drivex School		Dallara F320 HWA	236.8	12	235.2	3	235.2	6	234.2	2	234.2	13	235.1
8	35	Enzo Scionti		USA	R 3	Drivex School		Dallara F320 HWA	236.8	2	236.8	3	232.7	6	232.2	4	232.2	5	234.1
9	88	Filip Kaminiaz		POL		CryptoTower Racing Team		Dallara F320 Spiess	236.3	3	234.7	4	234.2	7	234.2	8	233.7	2	234.6
10	66	Zdenek Chovanec		CZE	R 4	Double R Racing		Dallara F320 HWA	235.8	12	235.8	14	235.8	16	234.7	13	234.2	15	235.2
11	52	Jak Crawford		USA	R 5	Team Motopark		Dallara F320 Spiess	235.2	17	234.7	14	234.7	15	234.7	16	234.2	3	234.7
12	77	Vivien Keszthelyi		HUN		Team Motopark		Dallara F320 Spiess	235.2	12	235.2	13	232.7	3	232.7	5	232.2	4	233.6



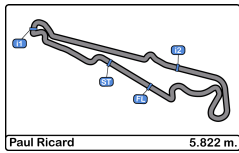


Paul Ricard
Euroformula Open
Race - 1
Fastest Laps Sequence



Lap	Time of Day	Session Time	N°	Driver	Nat	Cat	Team	Nat	Vehicle	Time	Km/h
2	15:53:12.415	3:56.415	52	Jak Crawford		R	Team Motopark		Dallara F320 Spiess	1:56.404	180.0
3	15:55:08.502	5:52.502	52	Jak Crawford		R	Team Motopark		Dallara F320 Spiess	1:56.088	180.5
4	15:57:04.102	7:48.102	52	Jak Crawford		R	Team Motopark		Dallara F320 Spiess	1:55.600	181.3
8	16:04:46.698	15:30.698	52	Jak Crawford		R	Team Motopark		Dallara F320 Spiess	1:55.354	181.6
9	16:06:41.984	17:25.984	52	Jak Crawford		R	Team Motopark		Dallara F320 Spiess	1:55.286	181.8
16	16:22:37.563	33:21.563	28	Cameron Das			Team Motopark		Dallara F320 Spiess	1:55.258	181.8
17	16:24:31.137	35:15.137	52	Jak Crawford		R	Team Motopark		Dallara F320 Spiess	1:55.052	182.1



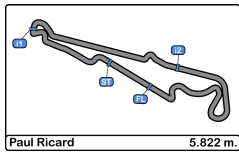


Paul Ricard
Euroformula Open
Race - 1
Event Best Maximum Speed



N°	Driver	Nat	Cat	Clas	Team	Nat	Vehicle	Km/h	Session
18	Nazim Azman		MYA		CryptoTower Racing Team		Dallara F320 Spiess	242.1	Race - 1
27	Louis Foster		GBR		CryptoTower Racing Team		Dallara F320 Spiess	241.6	Race - 1
21	Josh Mason		GBR		Double R Racing		Dallara F320 HWA	238.4	Race - 1
8	Rafael Villagomez		MEX		Van Amersfoort Racing		Dallara F320 HWA	237.3	Race - 1
25	Casper Stevenson		GBR	R 1	Van Amersfoort Racing		Dallara F320 HWA	237.3	Race - 1
34	Enzo Trulli		ITA	R 2	Drivex School		Dallara F320 HWA	236.8	Qualifying
35	Enzo Scionti		USA	R 3	Drivex School		Dallara F320 HWA	236.8	Race - 1
28	Cameron Das		USA		Team Motopark		Dallara F320 Spiess	236.8	Race - 1
88	Filip Kaminiarz		POL		CryptoTower Racing Team		Dallara F320 Spiess	236.3	Race - 1
52	Jak Crawford		USA	R 4	Team Motopark		Dallara F320 Spiess	235.8	Qualifying
66	Zdenek Chovanec		CZE	R 5	Double R Racing		Dallara F320 HWA	235.8	Race - 1
77	Vivien Keszthelyi		HUN		Team Motopark		Dallara F320 Spiess	235.2	Race - 1





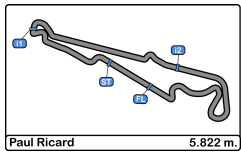
Paul Ricard
Euroformula Open
Race - 1
Lap Chart



LAP

Nr	Pos	Grid	1	2	3	4	5	6	7	8	9	10	11	12	13	14	15	16	17
52	1	52	52	52	52	52	52	52	52	52	52	52	52	52	52	52	52	52	52
28	2	28	28	28	28	28	28	28	28	28	28	28	28	28	28	28	28	28	28
8	3	8	27	27	27	27	27	27	27	27	27	27	27	27	27	27	27	27	27
27	4	27	8	8	8	8	8	8	8	8	8	8	8	8	8	8	8	8	8
18	5	18	25	25	25	25	25	25	25	25	25	25	25	25	25	25	25	25	25
34	6	34	34	34	34	34	34	34	34	34	34	34	34	34	18	34	18	18	18
25	7	25	21	21	21	21	18	18	18	18	18	18	18	18	34	18	34	34	34
21	8	21	88	18	18	18	21	21	21	21	21	21	21	21	21	21	21	21	21
88	9	88	66	66	66	66	66	66	66	66	66	66	66	66	66	66	66	66	66
35	10	35	18	88	88	88	88	88	88	35	77	77	77	77	77	77	77	77	77
66	11	66	77	77	77	35	35	35	35	77									
77	12	77	35	35	35	77	77	77	77	88									

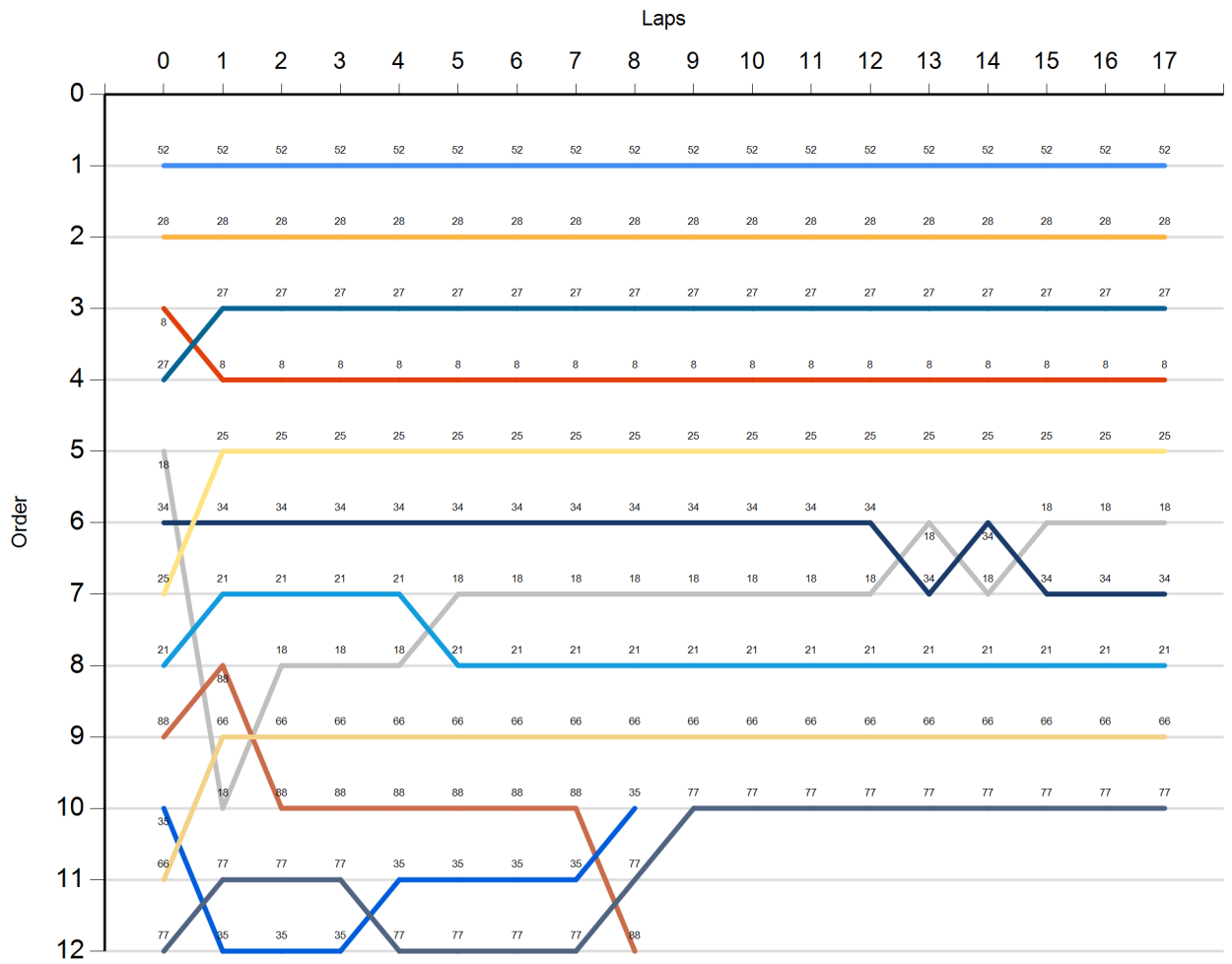


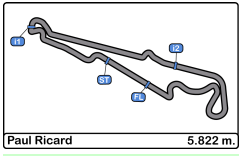


Paul Ricard
Euroformula Open
Race - 1
Graphic Lap Chart



- 52
- 28
- 8
- 27
- 18
- 34
- 25
- 21
- 88
- 35
- 66
- 77



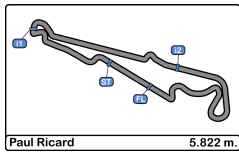


Paul Ricard
Euroformula Open
Race - 1
Pit Stop Analysis



Nr.	In Day Time	Driver	Nat	Cat	Team	Nat	Vehicle	In Time	Stop N°	Pit Time	Handicap	Penalty
-----	-------------	--------	-----	-----	------	-----	---------	---------	---------	----------	----------	---------

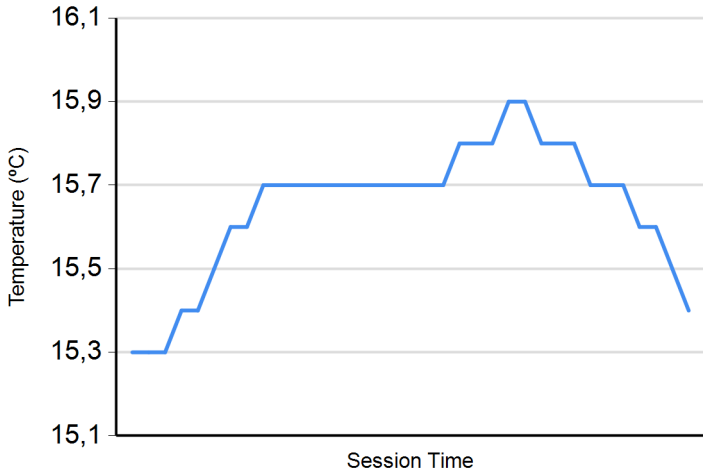




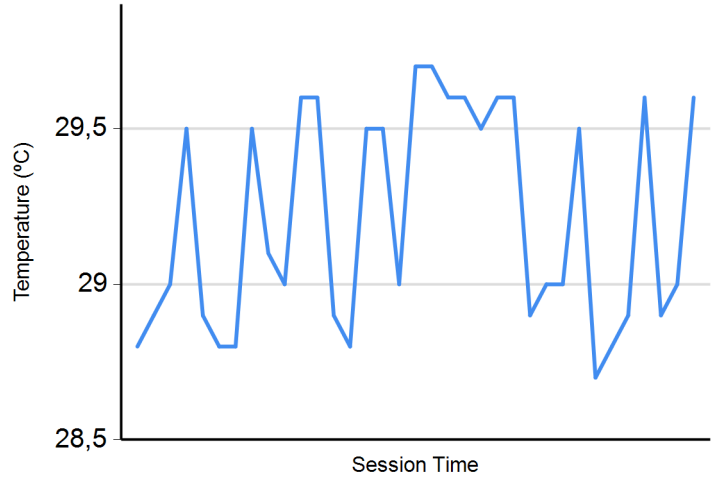
Paul Ricard
Euroformula Open
Race - 1
Weather Report



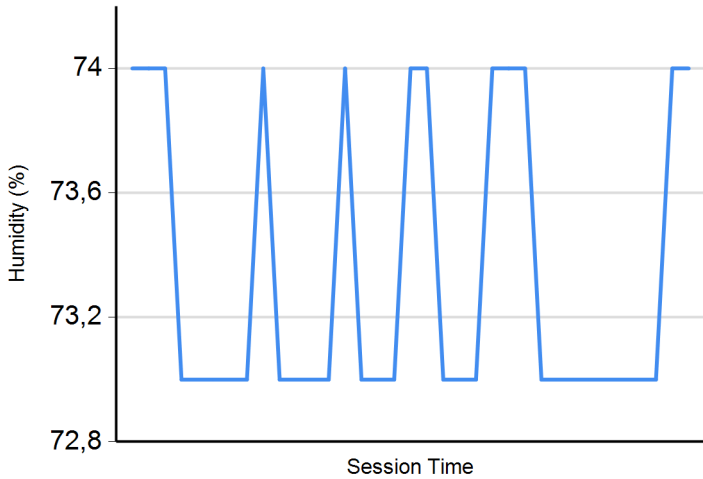
Air Temperature



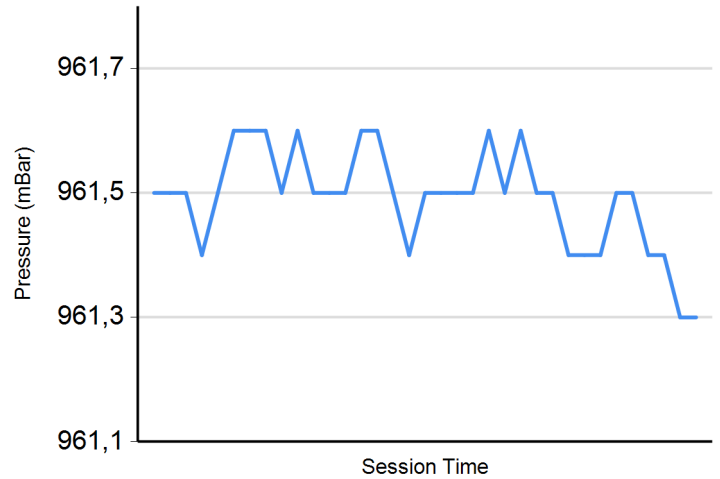
Track Temperature



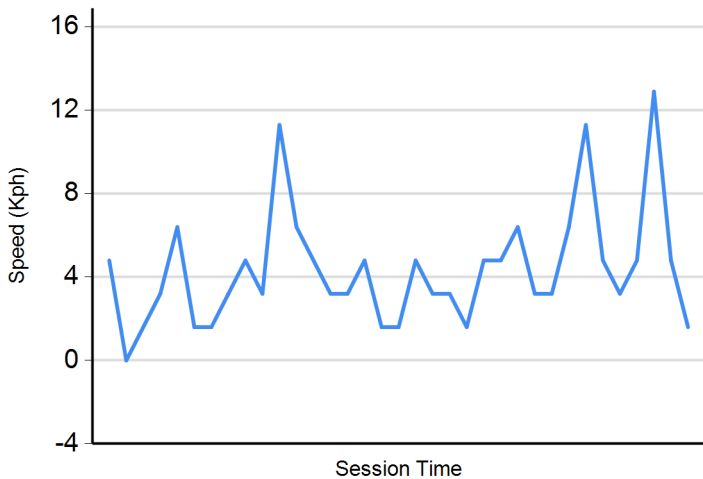
Humidity



Pressure



Wind Speed



Wind direction

North = 0°/360° Est = 90° South = 180° West = 270°

