



Paul Ricard
Euroformula Open
Race - 2
Provisional Results



Clas	Nº	Driver	Nat	Cat	Clas	Team	Nat	Vehicle	Laps	Total Time	Gap	Interval	Km/h	Best	Time	Km/h
1	52	Jak Crawford	USA	R	1	Team Motopark	DEU	Dallara F320 Spiess	16	31:20.573			178.3	4	1:55.413	181.6
2	27	Louis Foster	GBR			CryptoTower Racing	JPN	Dallara F320 Spiess	16	31:23.450	2.877	2.877	178.0	4	1:55.524	181.4
3	28	Cameron Das	USA			Team Motopark	DEU	Dallara F320 Spiess	16	31:25.092	4.519	1.642	177.8	5	1:55.811	180.9
4	25	Casper Stevenson	GBR	R	2	Van Amersfoort Racing	NLD	Dallara F320 HWA	16	31:28.752	8.179	3.660	177.5	3	1:56.204	180.3
5	34	Enzo Trulli	ITA	R	3	Drivex School	ESP	Dallara F320 HWA	16	31:32.050	11.477	3.298	177.2	3	1:56.610	179.7
6	8	Rafael Villagomez	MEX			Van Amersfoort Racing	NLD	Dallara F320 HWA	16	31:32.616	12.043	0.566	177.1	5	1:56.330	180.1
7	18	Nazim Azman	MYS			CryptoTower Racing	JPN	Dallara F320 Spiess	16	31:51.283	30.710	18.667	175.4	2	1:56.945	179.2
8	35	Enzo Scionti	USA	R	4	Drivex School	ESP	Dallara F320 HWA	16	31:55.884	35.311	4.601	175.0	6	1:57.811	177.9
9	88	Filip Kaminiaz	POL			CryptoTower Racing	JPN	Dallara F320 Spiess	16	31:58.036	37.463	2.152	174.8	6	1:57.628	178.1
10	66	Zdenek Chovanec	PRT	R	5	Double R Racing	GBR	Dallara F320 HWA	16	32:03.488	42.915	5.452	174.3	6	1:58.211	177.3
11	77	Vivien Keszthelyi	HUN			Team Motopark	DEU	Dallara F320 Spiess	16	32:03.833	43.260	0.345	174.3	5	1:57.781	177.9
12	21	Josh Mason	GBR			Double R Racing	GBR	Dallara F320 HWA	16	32:37.317	1:16.744	33.484	171.3	5	1:56.326	180.1

Fastest lap Jak Crawford in 1:55.413 at 181.6 Km/h in lap 4

*** PENALTIES**

CAR 66 TIME 1:58.189 DELETED TRACK LIMITS AT EXIT T 6

CAR 88 TIME 1:58.297 DELETED TRACK LIMITS AT EXIT TURN 6

CAR 66 TIME 1:58.058 DELETED TRACK LIMITS AT EXIT T6

CAR 88 TIME 1:58.641 DELETED TRACK LIMITS AT EXIT TURN 6

CAR 88 TIME 1:58.792 DELETED TRACK LIMITS AT EXIT T 6

CAR 8 TIME 1:58.678 DELETED TRACK LIMITS AT EXIT T 6

Published at:.....

Track Temp: 17.4 °C Air Temp: 15.2 °C Humidity: 81 % Track Status: WET

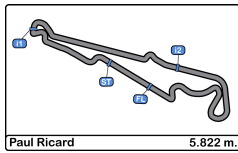
Stewards:

Race Director:

Timekeeper:


 Luis Angel Garcia Nufez
 JOB/I-0020-ESP





Paul Ricard
Euroformula Open
Race - 2
Provisional Results by Class



Clas	Nº	Driver	Nat	Cat	Clas	Team	Nat	Vehicle	Laps	Total Time	Gap	Interval	Km/h	Best	Time	Km/h
1	27	Louis Foster		GBR		CryptoTower Racing		Dallara F320 Spiess	16	31:23.450			178.0	4	1:55.524	181.4
2	28	Cameron Das		USA		Team Motopark		Dallara F320 Spiess	16	31:25.092	1.642	1.642	177.8	5	1:55.811	180.9
3	8	Rafael Villagomez		MEX		Van Amersfoort Racing		Dallara F320 HWA	16	31:32.616	9.166	7.524	177.1	5	1:56.330	180.1
4	18	Nazim Azman		MYS		CryptoTower Racing		Dallara F320 Spiess	16	31:51.283	27.833	18.667	175.4	2	1:56.945	179.2
5	88	Filip Kaminiaz		POL		CryptoTower Racing		Dallara F320 Spiess	16	31:58.036	34.586	6.753	174.8	6	1:57.628	178.1
6	77	Vivien Keszthelyi		HUN		Team Motopark		Dallara F320 Spiess	16	32:03.833	40.383	5.797	174.3	5	1:57.781	177.9
7	21	Josh Mason		GBR		Double R Racing		Dallara F320 HWA	16	32:37.317	1:13.867	33.484	171.3	5	1:56.326	180.1

Rookie																		
1	52	Jak Crawford		USA	R	1	Team Motopark		DEU	Dallara F320 Spiess	16	31:20.573			178.3	4	1:55.413	181.6
2	25	Casper Stevenson		GBR	R	2	Van Amersfoort Racing		NLD	Dallara F320 HWA	16	31:28.752	8.179	8.179	177.5	3	1:56.204	180.3
3	34	Enzo Trulli		ITA	R	3	Drivex School		ESP	Dallara F320 HWA	16	31:32.050	11.477	3.298	177.2	3	1:56.610	179.7
4	35	Enzo Scionti		USA	R	4	Drivex School		ESP	Dallara F320 HWA	16	31:55.884	35.311	23.834	175.0	6	1:57.811	177.9
5	66	Zdenek Chovanec		CZE	R	5	Double R Racing		GBR	Dallara F320 HWA	16	32:03.488	42.915	7.604	174.3	6	1:58.211	177.3

Fastest lap Jak Crawford in 1:55.413 at 181.6 Km/h in lap 4

*** PENALTIES**

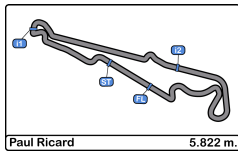
- CAR 66 TIME 1:58.189 DELETED TRACK LIMITS AT EXIT T 6
- CAR 88 TIME 1:58.297 DELETED TRACK LIMITS AT EXIT TURN 6
- CAR 66 TIME 1:58.058 DELETED TRACK LIMITS AT EXIT T6
- CAR 88 TIME 1:58.641 DELETED TRACK LIMITS AT EXIT TURN 6
- CAR 88 TIME 1:58.792 DELETED TRACK LIMITS AT EXIT T 6
- CAR 8 TIME 1:58.678 DELETED TRACK LIMITS AT EXIT T 6

Published at:.....

Track Temp: 17.4 °C Air Temp: 15.2 °C Humidity: 81 % Track Status: WET

Stewards:	Race Director:	Timekeeper: Luis Angel Garcia Nunez JOB/I-0020-ESP
------------------	-----------------------	---





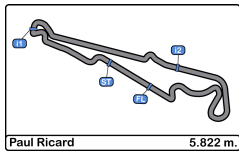
Paul Ricard
Euroformula Open
Race - 2



Provisional Classification by Driver Fastest Lap

Clas	Nº	Driver	Nat	Cat	Clas	Team	Nat	Vehicle	Laps	Best	Time	Gap	Interval	Km/h		
1	52	Jak Crawford		USA	R	1	Team Motopark		DEU	Dallara F320 Spiess	16	4	1:55.413		181.6	
2	27	Louis Foster		GBR		CryptoTower Racing Team		JPN	Dallara F320 Spiess	16	4	1:55.524	0.111	0.111	181.4	
3	28	Cameron Das		USA		Team Motopark		DEU	Dallara F320 Spiess	16	5	1:55.811	0.398	0.287	180.9	
4	25	Casper Stevenson		GBR	R	2	Van Amersfoort Racing		NLD	Dallara F320 HWA	16	3	1:56.204	0.791	0.393	180.3
5	21	Josh Mason		GBR		Double R Racing		GBR	Dallara F320 HWA	16	5	1:56.326	0.913	0.122	180.1	
6	8	Rafael Villagomez		MEX		Van Amersfoort Racing		NLD	Dallara F320 HWA	16	5	1:56.330	0.917	0.004	180.1	
7	34	Enzo Trulli		ITA	R	3	Drivex School		ESP	Dallara F320 HWA	16	3	1:56.610	1.197	0.280	179.7
8	18	Nazim Azman		MYS		CryptoTower Racing Team		JPN	Dallara F320 Spiess	16	2	1:56.945	1.532	0.335	179.2	
9	88	Filip Kaminiaz		POL		CryptoTower Racing Team		JPN	Dallara F320 Spiess	16	6	1:57.628	2.215	0.683	178.1	
10	77	Vivien Keszthelyi		HUN		Team Motopark		DEU	Dallara F320 Spiess	16	5	1:57.781	2.368	0.153	177.9	
11	35	Enzo Scionti		USA	R	4	Drivex School		ESP	Dallara F320 HWA	16	6	1:57.811	2.398	0.030	177.9
12	66	Zdenek Chovanec		CZE	R	5	Double R Racing		GBR	Dallara F320 HWA	16	6	1:58.211	2.798	0.400	177.3





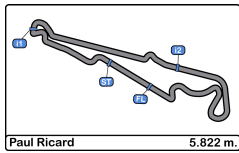
Paul Ricard
Euroformula Open
Race - 2



Distance and Speed Average

Clas	Nº	Driver	Nat	Cat	Clas	Team	Nat	Vehicle	Laps	Distance	Total Time	Km/h		
1	52	Jak Crawford		USA	R	1	Team Motopark		DEU	Dallara F320 Spiess	16	93.15	31:20.573	178.3
2	27	Louis Foster		GBR			CryptoTower Racing Team		JPN	Dallara F320 Spiess	16	93.15	31:23.450	178.0
3	28	Cameron Das		USA			Team Motopark		DEU	Dallara F320 Spiess	16	93.15	31:25.092	177.8
4	25	Casper Stevenson		GBR	R	2	Van Amersfoort Racing		NLD	Dallara F320 HWA	16	93.15	31:28.752	177.5
5	34	Enzo Trulli		ITA	R	3	Drivex School		ESP	Dallara F320 HWA	16	93.15	31:32.050	177.2
6	8	Rafael Villagomez		MEX			Van Amersfoort Racing		NLD	Dallara F320 HWA	16	93.15	31:32.616	177.1
7	18	Nazim Azman		MYS			CryptoTower Racing Team		JPN	Dallara F320 Spiess	16	93.15	31:51.283	175.4
8	35	Enzo Scionti		USA	R	4	Drivex School		ESP	Dallara F320 HWA	16	93.15	31:55.884	175.0
9	88	Filip Kaminiaz		POL			CryptoTower Racing Team		JPN	Dallara F320 Spiess	16	93.15	31:58.036	174.8
10	66	Zdenek Chovanec		CZE	R	5	Double R Racing		GBR	Dallara F320 HWA	16	93.15	32:03.488	174.3
11	77	Vivien Keszthelyi		HUN			Team Motopark		DEU	Dallara F320 Spiess	16	93.15	32:03.833	174.3
12	21	Josh Mason		GBR			Double R Racing		GBR	Dallara F320 HWA	16	93.15	32:37.317	171.3





Paul Ricard
Euroformula Open
Race - 2
Lap Analysis



8

Rafael Villagomez

Dallara F320 HWA **21**

Josh Mason

Dallara F320 HWA

Van Amersfoort Racing

Double R Racing

Lap	D	Time	Sector 1	Sector 2	Sector 3	T. Spd	Elapsed	Lap	D	Time	Sector 1	Sector 2	Sector 3	T. Spd	Elapsed
1		2:07.818	42.250	36.896	48.672	194.9	2:07.818	1		2:07.302	39.327	37.131	50.844	205.3	2:07.302
2		1:57.775	33.239	35.967	48.569	237.8	4:05.593	2		2:52.697 P	33.470	37.236	1:41.991	229.7	4:59.999
3		1:56.680	31.801	36.307	48.572	237.3	6:02.273	3		2:13.985	48.670	36.437	48.878	150.6	7:13.984
4		1:57.332	31.691	36.060	49.581	235.8	7:59.605	4		1:56.878	31.962	36.083	48.833	230.7	9:10.862
5		1:56.330	31.752	36.099	48.479	236.3	9:55.935	5		1:56.326	31.712	36.160	48.454	231.7	11:07.188
6		1:56.445	31.656	36.156	48.633	235.8	11:52.380	6		1:56.478	31.771	36.156	48.551	231.2	13:03.666
7		1:57.143	32.128	36.100	48.915	236.3	13:49.523	7		1:56.517	31.871	36.108	48.538	231.7	15:00.183
8		1:57.221	31.981	36.257	48.983	236.3	15:46.744	8		1:56.611	31.943	36.231	48.437	231.7	16:56.794
9		1:57.623	31.937	36.510	49.176	236.3	17:44.367	9		1:56.849	31.961	36.217	48.671	231.7	18:53.643
10		1:57.661	32.162	36.517	48.982	235.2	19:42.028	10		1:57.112	31.993	36.300	48.819	232.2	20:50.755
11		1:58.294	32.444	36.441	49.409	236.3	21:40.322	11		1:57.024	31.862	36.340	48.822	232.2	22:47.779
12		1:57.767	32.241	36.561	48.965	235.2	23:38.089	12		1:57.629	32.015	36.664	48.950	232.7	24:45.408
13		1:58.026	32.262	36.661	49.103	235.8	25:36.115	13		1:57.807	32.322	36.544	48.941	231.7	26:43.215
14		1:58.749	32.501	36.716	49.532	236.3	27:34.864	14		1:57.756	32.124	36.532	49.100	232.2	28:40.971
15		1:58.678	32.448	36.917	49.313	235.8	29:33.542	15		1:58.102	32.261	36.534	49.307	231.7	30:39.073
16		1:59.074	32.450	36.755	49.869	235.8	31:32.616	16		1:58.244	32.425	36.667	49.152	231.7	32:37.317

18

Nazim Azman

Dallara F320 Spiess **25**

Casper Stevenson

Dallara F320 HWA

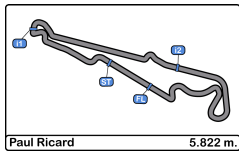
CryptoTower Racing Team

Rookie

Van Amersfoort Racing

Lap	D	Time	Sector 1	Sector 2	Sector 3	T. Spd	Elapsed	Lap	D	Time	Sector 1	Sector 2	Sector 3	T. Spd	Elapsed
1		2:15.722	49.315	37.411	48.996	191.4	2:15.722	1		2:02.161	36.792	36.511	48.858	190.8	2:02.161
2		1:56.945	32.280	36.195	48.470	235.8	4:12.667	2		1:56.647	32.033	36.090	48.524	232.7	3:58.808
3		1:57.179	32.022	36.698	48.459	237.3	6:09.846	3		1:56.204	31.791	36.059	48.354	233.7	5:55.012
4		1:57.413	32.323	36.260	48.830	237.3	8:07.259	4		1:57.258	31.695	36.122	49.441	233.2	7:52.270
5		1:57.227	32.198	36.492	48.537	236.8	10:04.486	5		1:56.426	31.807	36.120	48.499	235.2	9:48.696
6		1:57.739	32.455	36.642	48.642	240.0	12:02.225	6		1:56.416	31.891	36.106	48.419	233.7	11:45.112
7		1:57.675	32.339	36.025	49.311	238.9	13:59.900	7		1:56.336	31.744	36.154	48.438	232.7	13:41.448
8		1:58.826	32.643	36.550	49.633	240.0	15:58.726	8		1:59.374	33.714	36.753	48.907	232.7	15:40.822
9		2:00.009	32.525	37.165	50.319	239.4	17:58.735	9		1:57.693	32.208	36.493	48.992	234.2	17:38.515
10		1:58.612	32.801	36.845	48.966	240.0	19:57.347	10		1:57.869	32.248	36.463	49.158	234.7	19:36.384
11		1:58.627	32.627	36.670	49.330	237.3	21:55.974	11		1:58.191	32.371	36.751	49.069	234.2	21:34.575
12		1:58.970	32.867	36.869	49.234	238.9	23:54.944	12		1:58.352	32.343	36.676	49.333	234.7	23:32.927
13		1:58.510	32.419	36.874	49.217	233.7	25:53.454	13		1:58.161	32.355	36.660	49.146	234.2	25:31.088
14		1:58.723	32.494	36.701	49.528	233.7	27:52.177	14		1:58.900	32.487	36.931	49.482	234.2	27:29.988
15		1:59.778	32.674	36.919	50.185	233.7	29:51.955	15		1:59.315	32.725	36.963	49.627	233.2	29:29.303
16		1:59.328	32.482	37.096	49.750	233.7	31:51.283	16		1:59.449	32.795	36.801	49.853	233.7	31:28.752





Paul Ricard
Euroformula Open
Race - 2
Lap Analysis



27

Louis Foster

Dallara F320 Spiess **34**

Enzo Trulli

Dallara F320 HWA

CryptoTower Racing Team Rookie

Drivex School

Lap	D	Time	Sector 1	Sector 2	Sector 3	T. Spd	Elapsed	Lap	D	Time	Sector 1	Sector 2	Sector 3	T. Spd	Elapsed
1		2:00.712	36.033	36.295	48.384	195.6	2:00.712	1		2:07.033	39.692	37.287	50.054	202.6	2:07.033
2		1:56.259	31.480	36.627	48.152	232.7	3:56.971	2		1:57.955	32.380	36.793	48.782	236.3	4:04.988
3		1:55.729	31.553	36.064	48.112	233.7	5:52.700	3		1:56.610	31.651	36.239	48.720	230.2	6:01.598
4		1:55.524	31.533	36.035	47.956	232.7	7:48.224	4		1:56.687	31.707	36.181	48.799	231.2	7:58.285
5		1:55.667	31.544	35.993	48.130	233.2	9:43.891	5		1:56.631	31.787	36.311	48.533	232.2	9:54.916
6		1:55.968	31.550	36.151	48.267	234.2	11:39.859	6		1:56.787	31.851	36.313	48.623	232.7	11:51.703
7		1:56.420	31.703	36.260	48.457	233.7	13:36.279	7		1:56.947	31.953	36.286	48.708	232.2	13:48.650
8		1:56.623	31.729	36.252	48.642	233.7	15:32.902	8		1:57.371	32.002	36.485	48.884	231.7	15:46.021
9		1:57.042	31.809	36.313	48.920	233.2	17:29.944	9		1:57.034	31.836	36.397	48.801	231.7	17:43.055
10		1:58.235	32.230	36.521	49.484	233.7	19:28.179	10		1:57.822	32.614	36.455	48.753	232.2	19:40.877
11		1:57.973	32.200	36.617	49.156	232.7	21:26.152	11		1:57.504	32.044	36.469	48.991	231.7	21:38.381
12		1:58.453	32.335	36.721	49.397	232.2	23:24.605	12		1:57.946	32.142	36.598	49.206	232.7	23:36.327
13		1:59.001	32.454	36.848	49.699	233.2	25:23.606	13		1:58.503	32.215	36.634	49.654	232.7	25:34.830
14		1:59.434	32.420	36.906	50.108	233.2	27:23.040	14		1:58.697	32.347	36.824	49.526	232.7	27:33.527
15		2:00.387	33.782	36.809	49.796	230.7	29:23.427	15		1:58.981	32.435	36.979	49.567	232.7	29:32.508
16		2:00.023	32.803	36.871	50.349	235.8	31:23.450	16		1:59.542	32.648	36.949	49.945	232.2	31:32.050

28

Cameron Das

Dallara F320 Spiess **35**

Enzo Scionti

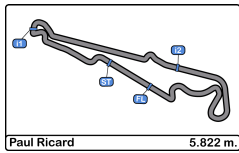
Dallara F320 HWA

Team Motopark Rookie

Drivex School

Lap	D	Time	Sector 1	Sector 2	Sector 3	T. Spd	Elapsed	Lap	D	Time	Sector 1	Sector 2	Sector 3	T. Spd	Elapsed
1		2:04.376	38.965	36.802	48.609	197.8	2:04.376	1		2:07.277	40.115	37.252	49.910	202.6	2:07.277
2		1:57.233	32.717	36.113	48.403	236.8	4:01.609	2		2:00.398	32.918	37.520	49.960	236.3	4:07.675
3		1:56.003	31.948	35.960	48.095	235.8	5:57.612	3		1:59.009	33.050	36.496	49.463	237.3	6:06.684
4		1:56.091	31.815	36.144	48.132	235.8	7:53.703	4		1:58.103	32.088	36.436	49.579	234.2	8:04.787
5		1:55.811	31.701	35.942	48.168	236.3	9:49.514	5		1:57.955	32.164	36.548	49.243	235.8	10:02.742
6		1:56.343	31.912	36.005	48.426	238.4	11:45.857	6		1:57.811	32.104	36.320	49.387	235.8	12:00.553
7		1:56.285	31.879	35.977	48.429	238.9	13:42.142	7		1:58.546	32.089	36.793	49.664	236.8	13:59.099
8		1:57.039	32.350	36.217	48.472	238.4	15:39.181	8		1:58.642	32.270	36.847	49.525	235.2	15:57.741
9		1:57.220	32.039	36.515	48.666	235.2	17:36.401	9		1:59.903	32.512	37.492	49.899	236.8	17:57.644
10		1:57.498	32.077	36.388	49.033	234.2	19:33.899	10		1:58.551	32.234	36.876	49.441	232.2	19:56.195
11		1:58.236	32.532	36.455	49.249	234.2	21:32.135	11		1:59.213	32.514	37.024	49.675	233.2	21:55.408
12		1:58.406	32.535	36.683	49.188	235.2	23:30.541	12		2:00.405	32.873	37.050	50.482	231.7	23:55.813
13		1:58.407	32.372	36.619	49.416	234.7	25:28.948	13		1:58.888	32.447	36.619	49.822	234.7	25:54.701
14		1:58.798	32.778	36.727	49.293	233.7	27:27.746	14		2:00.196	33.212	36.838	50.146	234.2	27:54.897
15		1:58.781	32.605	36.729	49.447	234.7	29:26.527	15		2:00.437	32.801	37.467	50.169	233.2	29:55.334
16		1:58.565	32.600	36.619	49.346	234.7	31:25.092	16		2:00.550	33.047	36.958	50.545	232.7	31:55.884





Paul Ricard
Euroformula Open
Race - 2
Lap Analysis



52

Jak Crawford

Dallara F320 Spiess **77**

Vivien Keszthelyi

Dallara F320 Spiess

Rookie

Team Motopark

Team Motopark

Lap	D	Time	Sector 1	Sector 2	Sector 3	T. Spd	Elapsed	Lap	D	Time	Sector 1	Sector 2	Sector 3	T. Spd	Elapsed
1		2:03.699	38.209	36.831	48.659	200.0	2:03.699	1		2:09.392	40.999	37.770	50.623	202.2	2:09.392
2		1:56.421	32.037	36.137	48.247	234.7	4:00.120	2		2:00.565	33.421	36.995	50.149	236.3	4:09.957
3		1:55.572	31.636	35.900	48.036	237.3	5:55.692	3		1:58.817	32.867	36.492	49.458	235.2	6:08.774
4		1:55.413	31.590	35.908	47.915	237.8	7:51.105	4		1:59.226	32.888	36.387	49.951	234.2	8:08.000
5		1:55.419	31.456	35.972	47.991	234.7	9:46.524	5		1:57.781	32.282	36.306	49.193	236.8	10:05.781
6		1:55.435	31.584	35.905	47.946	234.7	11:41.959	6		1:58.299	32.347	36.421	49.531	236.3	12:04.080
7		1:55.753	31.721	35.987	48.045	235.2	13:37.712	7		1:58.479	32.574	36.608	49.297	234.7	14:02.559
8		1:56.040	31.706	36.104	48.230	235.8	15:33.752	8		1:59.042	32.552	36.614	49.876	235.2	16:01.601
9		1:56.538	31.736	36.097	48.705	235.8	17:30.290	9		1:59.314	32.669	36.725	49.920	234.7	18:00.915
10		1:58.242	32.352	36.464	49.426	239.4	19:28.532	10		1:59.507	32.951	36.687	49.869	235.8	20:00.422
11		1:58.152	32.336	36.629	49.187	239.4	21:26.684	11		1:59.317	32.696	36.639	49.982	236.3	21:59.739
12		1:58.477	32.324	36.679	49.474	236.3	23:25.161	12		1:59.922	32.846	36.956	50.120	236.8	23:59.661
13		1:58.923	32.329	36.837	49.757	237.8	25:24.084	13		2:00.556	33.151	37.110	50.295	237.8	26:00.217
14		1:59.018	32.383	36.906	49.729	237.8	27:23.102	14		2:00.603	33.090	37.030	50.483	237.8	28:00.820
15		1:58.777	32.946	36.562	49.269	232.2	29:21.879	15		2:01.469	33.110	37.535	50.824	238.9	30:02.289
16		1:58.694	32.420	36.773	49.501	232.7	31:20.573	16		2:01.544	33.323	37.319	50.902	234.7	32:03.833

66

Zdenek Chovanec

Dallara F320 HWA **88**

Filip Kaminiarz

Dallara F320 Spiess

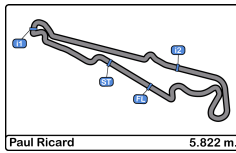
Rookie

Double R Racing

CryptoTower Racing Team

Lap	D	Time	Sector 1	Sector 2	Sector 3	T. Spd	Elapsed	Lap	D	Time	Sector 1	Sector 2	Sector 3	T. Spd	Elapsed
1		2:06.425	39.047	37.385	49.993	204.1	2:06.425	1		2:08.001	40.597	36.974	50.430	205.7	2:08.001
2		2:00.579	32.627	37.753	50.199	231.7	4:07.004	2		2:00.906	34.111	37.251	49.544	240.5	4:08.907
3		1:58.318	32.223	36.695	49.400	234.7	6:05.322	3		1:58.231	32.341	36.798	49.092	234.7	6:07.138
4		1:58.058	32.118	36.716	49.224	234.2	8:03.380	4		1:58.363	32.375	36.432	49.556	236.8	8:05.501
5		1:58.189	32.296	36.608	49.285	232.2	10:01.569	5		1:58.297	32.219	36.733	49.345	236.3	10:03.798
6		1:58.211	32.165	36.748	49.298	232.7	11:59.780	6		1:57.628	32.223	36.464	48.941	235.8	12:01.426
7		1:58.592	32.331	36.776	49.485	232.2	13:58.372	7		1:57.994	32.045	36.490	49.459	235.2	13:59.420
8		1:58.906	32.551	36.744	49.611	231.7	15:57.278	8		1:58.644	32.417	36.838	49.386	238.9	15:58.061
9		2:01.994	32.627	38.713	50.654	232.2	17:59.272	9		2:00.197	32.576	37.327	50.294	240.0	17:58.258
10		1:59.925	33.052	36.864	50.009	235.8	19:59.197	10		1:59.934	32.909	37.633	49.392	235.2	19:58.192
11		1:59.468	32.701	36.957	49.810	235.8	21:58.665	11		1:58.792	32.423	36.707	49.662	234.7	21:56.984
12		2:00.468	33.026	37.329	50.113	234.2	23:59.133	12		1:59.956	32.556	37.359	50.041	233.2	23:56.940
13		2:00.657	33.149	37.422	50.086	232.2	25:59.790	13		1:59.183	32.496	36.878	49.809	234.2	25:56.123
14		2:00.601	32.941	37.276	50.384	232.2	28:00.391	14		1:59.659	32.776	36.944	49.939	233.7	27:55.782
15		2:01.227	33.104	37.646	50.477	233.2	30:01.618	15		2:00.787	33.222	36.766	50.799	234.7	29:56.569
16		2:01.870	33.454	37.510	50.906	233.7	32:03.488	16		2:01.467	33.654	37.354	50.459	233.7	31:58.036





Paul Ricard
Euroformula Open
Race - 2
Analysis by Lap



Paul Ricard 5.822 m

Num	Lap Time	Gap
Lap 1		
27	2:00.712	
25	2:02.161	01.449
52	2:03.699	02.987
28	2:04.376	03.664
66	2:06.425	05.713
34	2:07.033	06.321
35	2:07.277	06.565
21	2:07.302	06.590
8	2:07.818	07.106
88	2:08.001	07.289
77	2:09.392	08.680
18	2:15.722	15.010
Num Lap Time Gap		
Lap 2		
27	1:56.259	
25	1:56.647	01.837
52	1:56.421	03.149
28	1:57.233	04.638
34	1:57.955	08.017
8	1:57.775	08.622
66	2:00.579	10.033
35	2:00.398	10.704
88	2:00.906	11.936
77	2:00.565	12.986
18	1:56.945	15.696
21	2:52.697	1:03.028
Num Lap Time Gap		
Lap 3		
27	1:55.729	
25	1:56.204	02.312
52	1:55.572	02.992
28	1:56.003	04.912
34	1:56.610	08.898
8	1:56.680	09.573
66	1:58.318	12.622
35	1:59.009	13.984
88	1:58.231	14.438
77	1:58.817	16.074
18	1:57.179	17.146
21	2:13.985	1:21.284
Num Lap Time Gap		
Lap 4		
27	1:55.524	
52	1:55.413	02.881
25	1:57.258	04.046
28	1:56.091	05.479
34	1:56.687	10.061
8	1:57.332	11.381
66	1:58.058	15.156
35	1:58.103	16.563
88	1:58.363	17.277
18	1:57.413	19.035

Num	Lap Time	Gap
77	1:59.226	19.776
21	1:56.878	1:22.638
Num Lap Time Gap		
Lap 5		
27	1:55.667	
52	1:55.419	02.633
25	1:56.426	04.805
28	1:55.811	05.623
34	1:56.631	11.025
8	1:56.330	12.044
66	1:58.189	17.678
35	1:57.955	18.851
88	1:58.297	19.907
18	1:57.227	20.595
77	1:57.781	21.890
21	1:56.326	1:23.297
Num Lap Time Gap		
Lap 6		
27	1:55.968	
52	1:55.435	02.100
25	1:56.416	05.253
28	1:56.343	05.998
34	1:56.787	11.844
8	1:56.445	12.521
66	1:58.211	19.921
35	1:57.811	20.694
88	1:57.628	21.567
18	1:57.739	22.366
77	1:58.299	24.221
21	1:56.478	1:23.807
Num Lap Time Gap		
Lap 7		
27	1:56.420	
52	1:55.753	01.433
25	1:56.336	05.169
28	1:56.285	05.863
34	1:56.947	12.371
8	1:57.143	13.244
66	1:58.592	22.093
35	1:58.546	22.820
88	1:57.994	23.141
18	1:57.675	23.621
77	1:58.479	26.280
21	1:56.517	1:23.904
Num Lap Time Gap		
Lap 8		
27	1:56.623	
52	1:56.040	00.850
28	1:57.039	06.279
25	1:59.374	07.920
34	1:57.371	13.119
8	1:57.221	13.842
66	1:58.906	24.376

Num	Lap Time	Gap
35	1:58.642	24.839
88	1:58.641	25.159
18	1:58.826	25.824
77	1:59.042	28.699
21	1:56.611	1:23.892
Num Lap Time Gap		
Lap 9		
27	1:57.042	
52	1:56.538	00.346
28	1:57.220	06.457
25	1:57.693	08.571
34	1:57.034	13.111
8	1:57.623	14.423
35	1:59.903	27.700
88	2:00.197	28.314
18	2:00.009	28.791
66	2:01.994	29.328
77	1:59.314	30.971
21	1:56.849	1:23.699
Num Lap Time Gap		
Lap 10		
27	1:58.235	
52	1:58.242	00.353
28	1:57.498	05.720
25	1:57.869	08.205
34	1:57.822	12.698
8	1:57.661	13.849
35	1:58.551	28.016
18	1:58.612	29.168
88	1:59.934	30.013
66	1:59.925	31.018
77	1:59.507	32.243
21	1:57.112	1:22.576
Num Lap Time Gap		
Lap 11		
27	1:57.973	
52	1:58.152	00.532
28	1:58.236	05.983
25	1:58.191	08.423
34	1:57.504	12.229
8	1:58.294	14.170
35	1:59.213	29.256
18	1:58.627	29.822
88	1:58.792	30.832
66	1:59.468	32.513
77	1:59.317	33.587
21	1:57.024	1:21.627
Num Lap Time Gap		
Lap 12		
27	1:58.453	
52	1:58.477	00.556
28	1:58.406	05.936
25	1:58.352	08.322

Num	Lap Time	Gap
34	1:57.946	11.722
8	1:57.767	13.484
18	1:58.970	30.339
35	2:00.405	31.208
88	1:59.956	32.335
66	2:00.468	34.528
77	1:59.922	35.056
21	1:57.629	1:20.803
Num Lap Time Gap		
Lap 13		
27	1:59.001	
52	1:58.923	00.478
28	1:58.407	05.342
25	1:58.161	07.482
34	1:58.503	11.224
8	1:58.026	12.509
18	1:58.510	29.848
35	1:58.888	31.095
88	1:59.183	32.517
66	2:00.657	36.184
77	2:00.556	36.611
21	1:57.807	1:19.609
Num Lap Time Gap		
Lap 14		
27	1:59.434	
52	1:59.018	00.062
28	1:58.798	04.706
25	1:58.900	06.948
34	1:58.697	10.487
8	1:58.749	11.824
18	1:58.723	29.137
35	2:00.196	31.857
88	1:59.659	32.742
66	2:00.601	37.351
77	2:00.603	37.780
21	1:57.756	1:17.931
Num Lap Time Gap		
Lap 15		
52	1:58.777	
27	2:00.387	01.548
28	1:58.781	04.648
25	1:59.315	07.424
34	1:58.981	10.629
8	1:58.678	11.663
18	1:59.778	30.076
35	2:00.437	33.455
88	2:00.787	34.690
66	2:01.227	39.739
77	2:01.469	40.410
21	1:58.102	1:17.194
Num Lap Time Gap		
Lap 16		
52	1:58.694	

Num	Lap Time	Gap
27	2:00.023	02.877
28	1:58.565	04.519
25	1:59.449	08.179
34	1:59.542	11.477
8	1:59.074	12.043
18	1:59.328	30.710
35	2:00.550	35.311
88	2:01.467	37.463
66	2:01.870	42.915
77	2:01.544	43.260
21	1:58.244	1:16.744



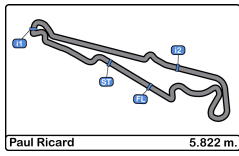


Paul Ricard
Euroformula Open
Race - 2
Best Sectors Results



Sector - 1			Sector - 2			Sector - 3			Ideal Lap vs Best Lap						
Clas	Nº	Driver	Time	Nº	Driver	Time	Nº	Driver	Time	Clas	Nº	Driver	Ideal Lap	Best Lap	Clas
1	52	Jak Crawford	31.456	52	Jak Crawford	35.900	52	Jak Crawford	47.915	1	52	Jak Crawford	1:55.271	1:55.413	1
2	27	Louis Foster	31.480	28	Cameron Das	35.942	27	Louis Foster	47.956	2	27	Louis Foster	1:55.429	1:55.524	2
3	34	Enzo Trulli	31.651	8	Rafael Villagomez	35.967	28	Cameron Das	48.095	3	28	Cameron Das	1:55.738	1:55.811	3
4	8	Rafael Villagomez	31.656	27	Louis Foster	35.993	25	Casper Stevenson	48.354	4	8	Rafael Villagomez	1:56.102	1:56.330	6
5	25	Casper Stevenson	31.695	18	Nazim Azman	36.025	21	Josh Mason	48.437	5	25	Casper Stevenson	1:56.108	1:56.204	4
6	28	Cameron Das	31.701	25	Casper Stevenson	36.059	18	Nazim Azman	48.459	6	21	Josh Mason	1:56.232	1:56.326	5
7	21	Josh Mason	31.712	21	Josh Mason	36.083	8	Rafael Villagomez	48.479	7	34	Enzo Trulli	1:56.365	1:56.610	7
8	18	Nazim Azman	32.022	34	Enzo Trulli	36.181	34	Enzo Trulli	48.533	8	18	Nazim Azman	1:56.506	1:56.945	8
9	88	Filip Kaminiarz	32.045	77	Vivien Keszthelyi	36.306	88	Filip Kaminiarz	48.941	9	88	Filip Kaminiarz	1:57.418	1:57.628	9
10	35	Enzo Scionti	32.088	35	Enzo Scionti	36.320	77	Vivien Keszthelyi	49.193	10	35	Enzo Scionti	1:57.651	1:57.811	11
11	66	Zdenek Chovanec	32.118	88	Filip Kaminiarz	36.432	66	Zdenek Chovanec	49.224	11	77	Vivien Keszthelyi	1:57.781	1:57.781	10
12	77	Vivien Keszthelyi	32.282	66	Zdenek Chovanec	36.608	35	Enzo Scionti	49.243	12	66	Zdenek Chovanec	1:57.950	1:58.211	12



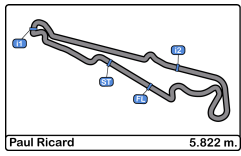


Paul Ricard
Euroformula Open
Race - 2
Leader Sequence



N°	Driver	Nat	Cat	Clas	Team	Nat	Vehicle	Start Lap	End Lap	Laps	Total Laps
27	Louis Foster	GBR			CryptoTower Racing Team	JPN	Dallara F320 Spiess	1	14	14	14
52	Jak Crawford	USA	R		Team Motopark	DEU	Dallara F320 Spiess	15	16	2	2





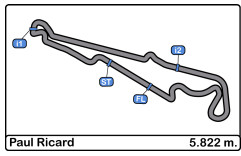
Paul Ricard
Euroformula Open
Race - 2
Best 5 Lap Times



Paul Ricard 5.822 m.

Cls	N°	Driver	Nat	Cat	Cls	Team	Nat	Vehicle	Best 1		Best 2		Best 3		Best 4		Best 5	
									Time	Lap	Time	Lap	Time	Lap	Time	Lap	Time	Lap
1	52	Jak Crawford	USA	R	1	Team Motopark	DEU	Dallara F320 Spiess	1:55.413	4	1:55.419	5	1:55.435	6	1:55.572	3	1:55.753	7
2	27	Louis Foster	GBR			CryptoTower Racing	JPN	Dallara F320 Spiess	1:55.524	4	1:55.667	5	1:55.729	3	1:55.968	6	1:56.259	2
3	28	Cameron Das	USA			Team Motopark	DEU	Dallara F320 Spiess	1:55.811	5	1:56.003	3	1:56.091	4	1:56.285	7	1:56.343	6
4	25	Casper Stevenson	GBR	R	2	Van Amersfoort Racing	NLD	Dallara F320 HWA	1:56.204	3	1:56.336	7	1:56.416	6	1:56.426	5	1:56.647	2
5	21	Josh Mason	GBR			Double R Racing	GBR	Dallara F320 HWA	1:56.326	5	1:56.478	6	1:56.517	7	1:56.611	8	1:56.849	9
6	8	Rafael Villagomez	MEX			Van Amersfoort Racing	NLD	Dallara F320 HWA	1:56.330	5	1:56.445	6	1:56.680	3	1:57.143	7	1:57.221	8
7	34	Enzo Trulli	ITA	R	3	Drivex School	ESP	Dallara F320 HWA	1:56.610	3	1:56.631	5	1:56.687	4	1:56.787	6	1:56.947	7
8	18	Nazim Azman	MYS			CryptoTower Racing	JPN	Dallara F320 Spiess	1:56.945	2	1:57.179	3	1:57.227	5	1:57.413	4	1:57.675	7
9	88	Filip Kaminiarz	POL			CryptoTower Racing	JPN	Dallara F320 Spiess	1:57.628	6	1:57.994	7	1:58.231	3	1:58.363	4	1:59.183	13
10	77	Vivien Keszthelyi	HUN			Team Motopark	DEU	Dallara F320 Spiess	1:57.781	5	1:58.299	6	1:58.479	7	1:58.817	3	1:59.042	8
11	35	Enzo Scionti	USA	R	4	Drivex School	ESP	Dallara F320 HWA	1:57.811	6	1:57.955	5	1:58.103	4	1:58.546	7	1:58.551	10
12	66	Zdenek Chovanec	CZE	R	5	Double R Racing	GBR	Dallara F320 HWA	1:58.211	6	1:58.318	3	1:58.592	7	1:58.906	8	1:59.468	11



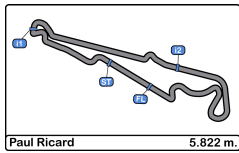


Paul Ricard
Euroformula Open
Race - 2
Best 5 Top Speeds



Clas	N°	Driver	Nat	Cat	Cla	Team	Nat	Vehicle	Top 1		Top 2		Top 3		Top 4		Top 5		Avg	
									Km/h	Lap	Km/h	Lap	Km/h	Lap	Km/h	Lap	Km/h	Lap		
1	88	Filip Kaminiaz		PO		CryptoTower Racing Team		Dallara F320 Spiess	240.5	2	240.0	9	238.9	8	236.8	4	236.3	5	238.5	
2	18	Nazim Azman		MY		CryptoTower Racing Team		Dallara F320 Spiess	240.0	6	240.0	8	240.0	10	239.4	9	238.9	7	239.6	
3	52	Jak Crawford		USA	R	1	Team Motopark		Dallara F320 Spiess	239.4	10	239.4	11	237.8	4	237.8	13	237.8	14	238.5
4	28	Cameron Das		USA		Team Motopark		Dallara F320 Spiess	238.9	7	238.4	6	238.4	8	236.8	2	236.3	5	237.7	
5	77	Vivien Keszthelyi		HUN		Team Motopark		Dallara F320 Spiess	238.9	15	237.8	13	237.8	14	236.8	5	236.8	12	237.6	
6	8	Rafael Villagomez		MEX		Van Amersfoort Racing		Dallara F320 HWA	237.8	2	237.3	3	236.3	5	236.3	7	236.3	8	236.8	
7	35	Enzo Scionti		USA	R	2	Drivex School		Dallara F320 HWA	237.3	3	236.8	7	236.8	9	236.3	2	235.8	5	236.6
8	34	Enzo Trulli		ITA	R	3	Drivex School		Dallara F320 HWA	236.3	2	232.7	6	232.7	12	232.7	13	232.7	14	233.4
9	27	Louis Foster		GBR		CryptoTower Racing Team		Dallara F320 Spiess	235.8	16	234.2	6	233.7	3	233.7	7	233.7	8	234.2	
10	66	Zdenek Chovanec		SVK	R	4	Double R Racing		Dallara F320 HWA	235.8	10	235.8	11	234.7	3	234.2	4	234.2	12	234.9
11	25	Casper Stevenson		GBR	R	5	Van Amersfoort Racing		Dallara F320 HWA	235.2	5	234.7	10	234.7	12	234.2	9	234.2	11	234.6
12	21	Josh Mason		GBR		Double R Racing		Dallara F320 HWA	232.7	12	232.2	10	232.2	11	232.2	14	231.7	5	232.2	



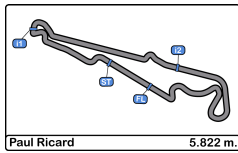


Paul Ricard
Euroformula Open
Race - 2
Fastest Laps Sequence



Lap	Time of Day	Session Time	N°	Driver	Nat	Cat	Team	Nat	Vehicle	Time	Km/h
2	9:57:35.266	3:57.266	27	Louis Foster		GBR	CryptoTower Racing Team		Dallara F320 Spiess	1:56.259	180.2
3	9:59:30.994	5:52.994	27	Louis Foster		GBR	CryptoTower Racing Team		Dallara F320 Spiess	1:55.729	181.1
3	9:59:33.987	5:55.987	52	Jak Crawford		USA	R Team Motopark		Dallara F320 Spiess	1:55.572	181.3
4	10:01:26.519	7:48.519	27	Louis Foster		GBR	CryptoTower Racing Team		Dallara F320 Spiess	1:55.524	181.4
4	10:01:29.400	7:51.400	52	Jak Crawford		USA	R Team Motopark		Dallara F320 Spiess	1:55.413	181.6





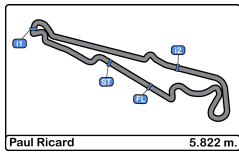
Paul Ricard
Euroformula Open
Race - 2
Event Best Maximum Speed



Paul Ricard 5.822 m.

N°	Driver	Nat	Cat	Clas	Team	Nat	Vehicle	Km/h	Session
18	Nazim Azman		MYA		CryptoTower Racing Team		Dallara F320 Spiess	242.1	Race - 1
27	Louis Foster		GBR		CryptoTower Racing Team		Dallara F320 Spiess	241.6	Race - 1
88	Filip Kaminiarz		POL		CryptoTower Racing Team		Dallara F320 Spiess	240.5	Race - 2
52	Jak Crawford		USA	R 1	Team Motopark		Dallara F320 Spiess	239.4	Race - 2
28	Cameron Das		USA		Team Motopark		Dallara F320 Spiess	238.9	Race - 2
77	Vivien Keszthelyi		HUN		Team Motopark		Dallara F320 Spiess	238.9	Race - 2
21	Josh Mason		GBR		Double R Racing		Dallara F320 HWA	238.4	Race - 1
8	Rafael Villagomez		MEX		Van Amersfoort Racing		Dallara F320 HWA	237.8	Race - 2
25	Casper Stevenson		GBR	R 2	Van Amersfoort Racing		Dallara F320 HWA	237.3	Race - 1
35	Enzo Scionti		USA	R 3	Drivex School		Dallara F320 HWA	237.3	Race - 2
34	Enzo Trulli		ITA	R 4	Drivex School		Dallara F320 HWA	236.8	Race - 1
66	Zdenek Chovanec		PRT	R 5	Double R Racing		Dallara F320 HWA	235.8	Race - 2





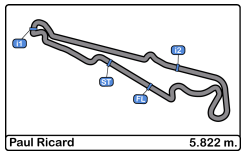
Paul Ricard
Euroformula Open
Race - 2
Lap Chart



LAP

Nr	Pos	Grid	1	2	3	4	5	6	7	8	9	10	11	12	13	14	15	16
18	1	18	27	27	27	27	27	27	27	27	27	27	27	27	27	27	52	52
25	2	25	25	25	25	52	52	52	52	52	52	52	52	52	52	52	27	27
8	3	8	52	52	52	25	25	25	25	28	28	28	28	28	28	28	28	28
27	4	27	28	28	28	28	28	28	28	25	25	25	25	25	25	25	25	25
28	5	28	66	34	34	34	34	34	34	34	34	34	34	34	34	34	34	34
52	6	52	34	8	8	8	8	8	8	8	8	8	8	8	8	8	8	8
34	7	34	35	66	66	66	66	66	66	66	35	35	35	18	18	18	18	18
21	8	21	21	35	35	35	35	35	35	35	88	18	18	35	35	35	35	35
66	9	66	8	88	88	88	88	88	88	88	18	88	88	88	88	88	88	88
77	10	77	88	77	77	18	18	18	18	18	66	66	66	66	66	66	66	66
35	11	35	77	18	18	77	77	77	77	77	77	77	77	77	77	77	77	77
88	12	88	18	21	21	21	21	21	21	21	21	21	21	21	21	21	21	21

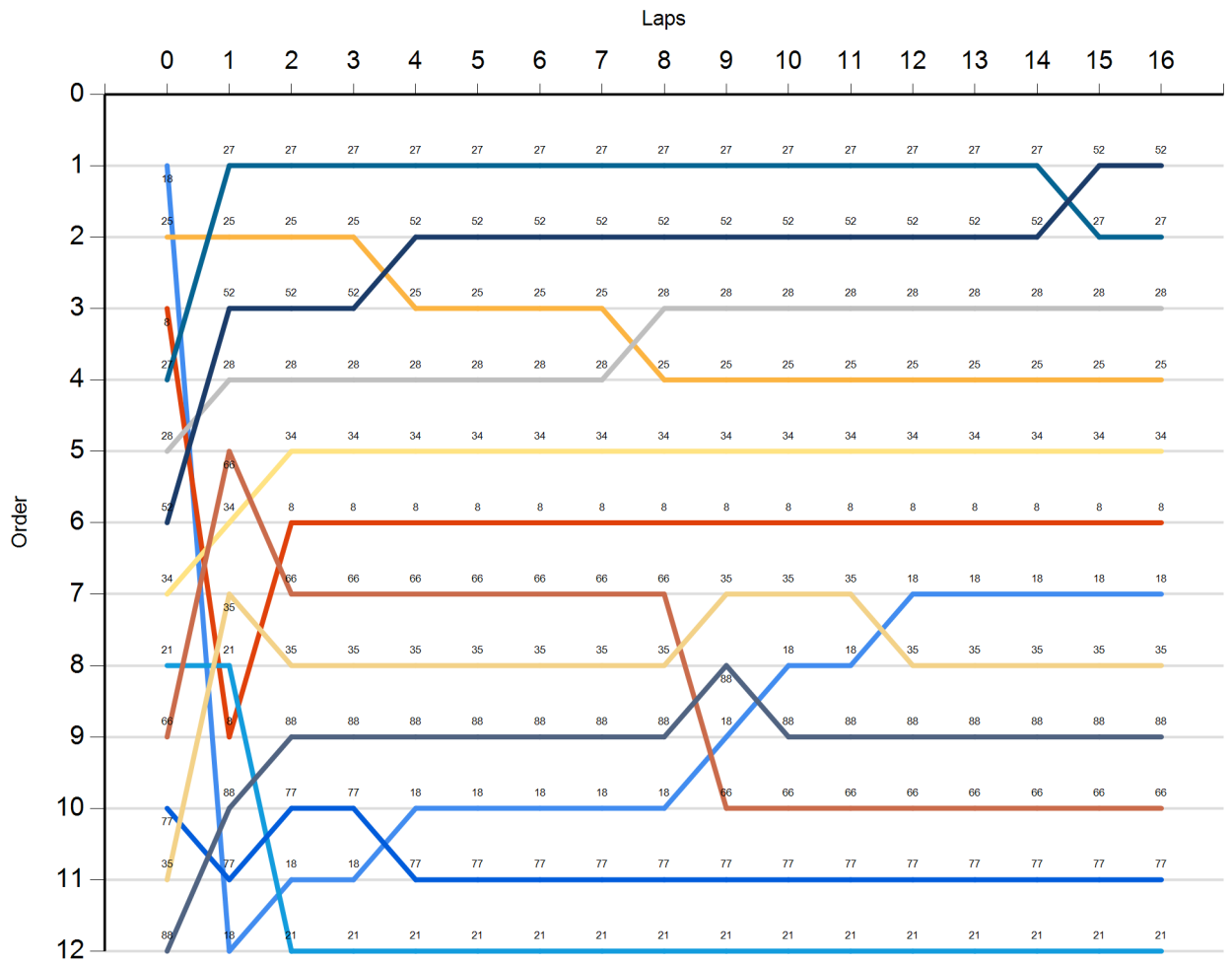


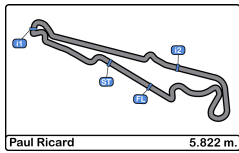


Paul Ricard
Euroformula Open
Race - 2
Graphic Lap Chart





- 18
- 25
- 8
- 27
- 28
- 52
- 34
- 21
- 66
- 77
- 35
- 88



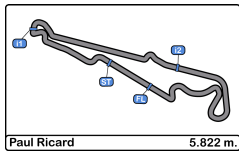


Paul Ricard
Euroformula Open
Race - 2
Pit Stop Analysis



Nr.	In Day Time	Driver	Nat	Cat	Team	Nat	Vehicle	In Time	Stop N°	Pit Time	Handicap	Penalty
21	9:57:46.640	Josh Mason			Double R Racing		Dallara F320 HWA	4:08.345	1	1:08.933		

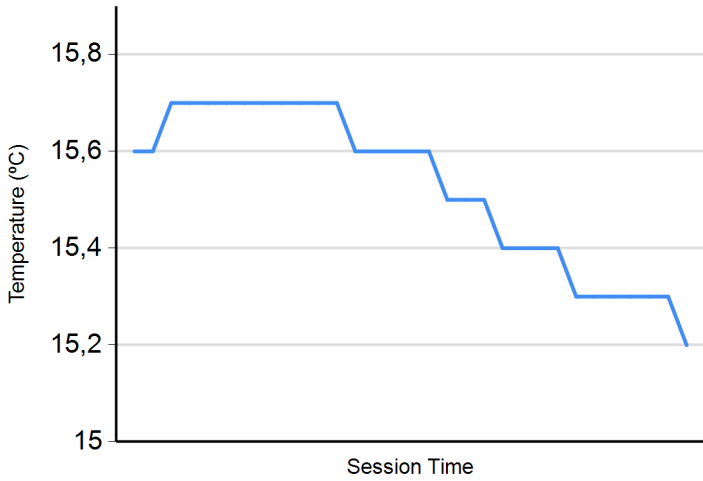




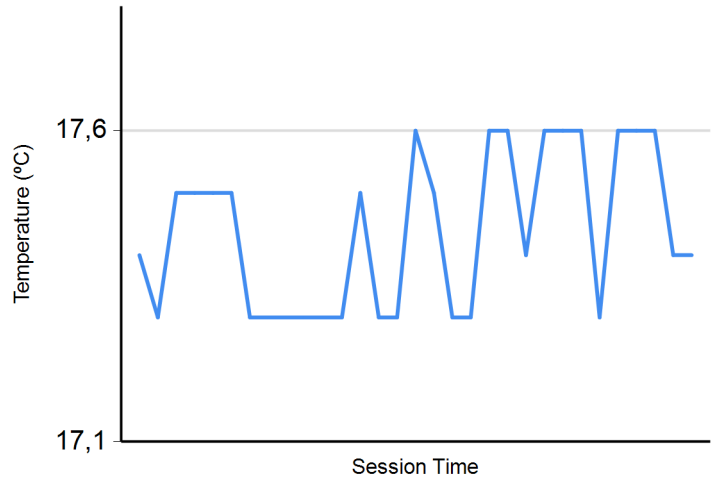
Paul Ricard
Euroformula Open
Race - 2
Weather Report



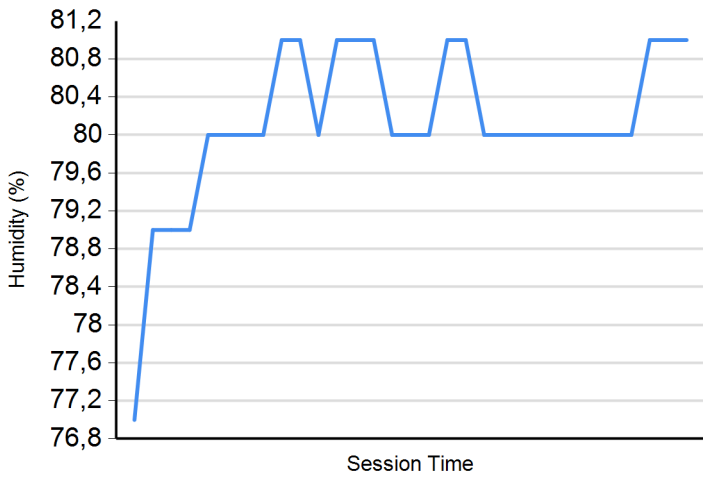
Air Temperature



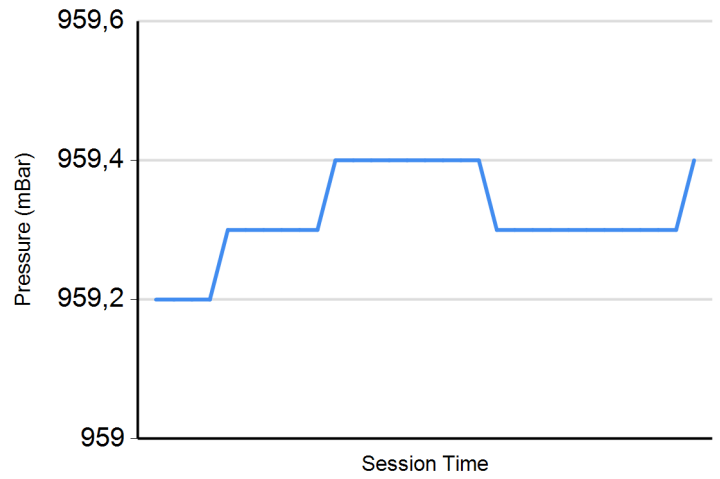
Track Temperature



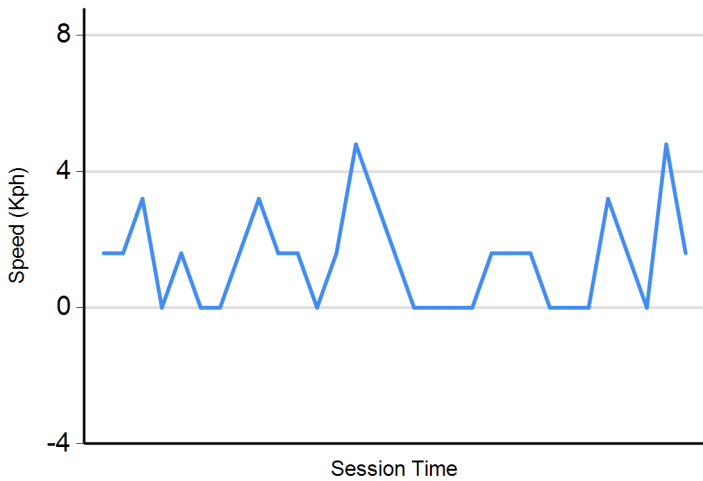
Humidity



Pressure



Wind Speed



Wind direction

