

**Paul Ricard**  
**Euroformula Open**  
**Race - 3**  
**Provisional Results**



Clas	Nº	Driver	Nat	Cat	Clas	Team	Nat	Vehicle	Laps	Total Time	Gap	Interval	Km/h	Best	Time	Km/h
1	28	Cameron Das	USA			Team Motopark	DEU	Dallara F320 Spiess	16	31:05.636			179.7	13	1:55.027	182.2
2	52	Jak Crawford	USA	R	1	Team Motopark	DEU	Dallara F320 Spiess	16	31:06.634	0.998	0.998	179.6	13	1:54.934	182.3
3	8	Rafael Villagomez	MEX			Van Amersfoort Racing	NLD	Dallara F320 HWA	16	31:16.797	11.161	10.163	178.6	14	1:56.180	180.4
4	18	Nazim Azman	MYS			CryptoTower Racing	JPN	Dallara F320 Spiess	16	31:16.972	11.336	0.175	178.6	14	1:55.878	180.8
5	34	Enzo Trulli	ITA	R	2	Drivex School	ESP	Dallara F320 HWA	16	31:18.373	12.737	1.401	178.5	14	1:55.825	180.9
6	27	Louis Foster	GBR			CryptoTower Racing	JPN	Dallara F320 Spiess	16	31:19.171	13.535	0.798	178.4	16	1:55.914	180.8
7	21	Josh Mason	GBR			Double R Racing	GBR	Dallara F320 HWA	16	31:21.556	15.920	2.385	178.2	15	1:56.398	180.0
8	25	Casper Stevenson	GBR	R	3	Van Amersfoort Racing	NLD	Dallara F320 HWA	16	31:22.574	16.938	1.018	178.1	16	1:56.517	179.8
9	66	Zdenek Chovanec	CZE	R	4	Double R Racing	GBR	Dallara F320 HWA	16	31:34.966	29.330	12.392	176.9	15	1:56.919	179.2
10	35	Enzo Scionti	USA	R	5	Drivex School	ESP	Dallara F320 HWA	16	31:35.239	29.603	0.273	176.9	7	1:57.282	178.7
11	77	Vivien Keszthelyi	HUN			Team Motopark	DEU	Dallara F320 Spiess	16	31:41.455	35.819	6.216	176.3	7	1:57.506	178.3
12	88	Filip Kaminiarz	POL			CryptoTower Racing	JPN	Dallara F320 Spiess	16	31:55.344	49.708	13.889	175.0	8	1:56.859	179.3

Fastest lap Jak Crawford in 1:54.934 at 182.3 Km/h in lap 13

Published at:.....

Track Temp: 30.4 °C Air Temp: 19.0 °C Humidity: 67 % Track Status: DRY

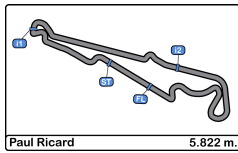
Stewards:

Race Director:

Timekeeper:

Luis Angel Garcia Nufez  
 JOB/I-0020-ESP





**Paul Ricard**  
**Euroformula Open**  
**Race - 3**  
**Provisional Results by Class**




Clas	Nº	Driver	Nat	Cat	Clas	Team	Nat	Vehicle	Laps	Total Time	Gap	Interval	Km/h	Best	Time	Km/h
1	28	Cameron Das	USA			Team Motopark	DEU	Dallara F320 Spiess	16	31:05.636			179.7	13	1:55.027	182.2
2	8	Rafael Villagomez	MEX			Van Amersfoort Racing	NLD	Dallara F320 HWA	16	31:16.797	11.161	11.161	178.6	14	1:56.180	180.4
3	18	Nazim Azman	MYS			CryptoTower Racing	JPN	Dallara F320 Spiess	16	31:16.972	11.336	0.175	178.6	14	1:55.878	180.8
4	27	Louis Foster	GBR			CryptoTower Racing	JPN	Dallara F320 Spiess	16	31:19.171	13.535	2.199	178.4	16	1:55.914	180.8
5	21	Josh Mason	GBR			Double R Racing	GBR	Dallara F320 HWA	16	31:21.556	15.920	2.385	178.2	15	1:56.398	180.0
6	77	Vivien Keszthelyi	HUN			Team Motopark	DEU	Dallara F320 Spiess	16	31:41.455	35.819	19.899	176.3	7	1:57.506	178.3
7	88	Filip Kaminiaz	POL			CryptoTower Racing	JPN	Dallara F320 Spiess	16	31:55.344	49.708	13.889	175.0	8	1:56.859	179.3

Rookie																
1	52	Jak Crawford	USA	R	1	Team Motopark	DEU	Dallara F320 Spiess	16	31:06.634			179.6	13	1:54.934	182.3
2	34	Enzo Trulli	ITA	R	2	Drivex School	ESP	Dallara F320 HWA	16	31:18.373	11.739	11.739	178.5	14	1:55.825	180.9
3	25	Casper Stevenson	GBR	R	3	Van Amersfoort Racing	NLD	Dallara F320 HWA	16	31:22.574	15.940	4.201	178.1	16	1:56.517	179.8
4	66	Zdenek Chovanec	PRT	R	4	Double R Racing	GBR	Dallara F320 HWA	16	31:34.966	28.332	12.392	176.9	15	1:56.919	179.2
5	35	Enzo Scionti	USA	R	5	Drivex School	ESP	Dallara F320 HWA	16	31:35.239	28.605	0.273	176.9	7	1:57.282	178.7

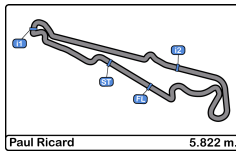
Fastest lap Jak Crawford in 1:54.934 at 182.3 Km/h in lap 13

Published at:.....

Track Temp: 30.4 °C Air Temp: 19.0 °C Humidity: 67 % Track Status: DRY

<b>Stewards:</b>	<b>Race Director:</b>	<b>Timekeeper:</b>  Luis Angel Garcia Nufez JOB/I-0020-ESP
------------------	-----------------------	--





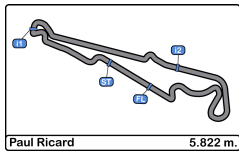
**Paul Ricard**  
**Euroformula Open**  
**Race - 3**



**Provisional Classification by Driver Fastest Lap**

Clas	N°	Driver	Nat	Cat	Clas	Team	Nat	Vehicle	Laps	Best	Time	Gap	Interval	Km/h
1	52	Jak Crawford	USA	R	1	Team Motopark	DEU	Dallara F320 Spiess	16	13	1:54.934			182.3
2	28	Cameron Das	USA			Team Motopark	DEU	Dallara F320 Spiess	16	13	1:55.027	0.093	0.093	182.2
3	34	Enzo Trulli	ITA	R	2	Drivex School	ESP	Dallara F320 HWA	16	14	1:55.825	0.891	0.798	180.9
4	18	Nazim Azman	MYS			CryptoTower Racing Team	JPN	Dallara F320 Spiess	16	14	1:55.878	0.944	0.053	180.8
5	27	Louis Foster	GBR			CryptoTower Racing Team	JPN	Dallara F320 Spiess	16	16	1:55.914	0.980	0.036	180.8
6	8	Rafael Villagomez	MEX			Van Amersfoort Racing	NLD	Dallara F320 HWA	16	14	1:56.180	1.246	0.266	180.4
7	21	Josh Mason	GBR			Double R Racing	GBR	Dallara F320 HWA	16	15	1:56.398	1.464	0.218	180.0
8	25	Casper Stevenson	GBR	R	3	Van Amersfoort Racing	NLD	Dallara F320 HWA	16	16	1:56.517	1.583	0.119	179.8
9	88	Filip Kaminiarz	POL			CryptoTower Racing Team	JPN	Dallara F320 Spiess	16	8	1:56.859	1.925	0.342	179.3
10	66	Zdenek Chovanec	PRT	R	4	Double R Racing	GBR	Dallara F320 HWA	16	15	1:56.919	1.985	0.060	179.2
11	35	Enzo Scionti	USA	R	5	Drivex School	ESP	Dallara F320 HWA	16	7	1:57.282	2.348	0.363	178.7
12	77	Vivien Keszthelyi	HUN			Team Motopark	DEU	Dallara F320 Spiess	16	7	1:57.506	2.572	0.224	178.3





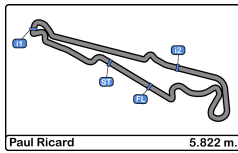
**Paul Ricard**  
Euroformula Open  
Race - 3



**Distance and Speed Average**

Clas	N°	Driver	Nat	Cat	Clas	Team	Nat	Vehicle	Laps	Distance	Total Time	Km/h	
1	28	Cameron Das		USA		Team Motopark		Dallara F320 Spiess	16	93.15	31:05.636	179.7	
2	52	Jak Crawford		USA	R	1	Team Motopark		Dallara F320 Spiess	16	93.15	31:06.634	179.6
3	8	Rafael Villagomez		MEX		Van Amersfoort Racing		Dallara F320 HWA	16	93.15	31:16.797	178.6	
4	18	Nazim Azman		MYS		CryptoTower Racing Team		Dallara F320 Spiess	16	93.15	31:16.972	178.6	
5	34	Enzo Trulli		ITA	R	2	Drivex School		Dallara F320 HWA	16	93.15	31:18.373	178.5
6	27	Louis Foster		GBR		CryptoTower Racing Team		Dallara F320 Spiess	16	93.15	31:19.171	178.4	
7	21	Josh Mason		GBR		Double R Racing		Dallara F320 HWA	16	93.15	31:21.556	178.2	
8	25	Casper Stevenson		GBR	R	3	Van Amersfoort Racing		Dallara F320 HWA	16	93.15	31:22.574	178.1
9	66	Zdenek Chovanec		CZE	R	4	Double R Racing		Dallara F320 HWA	16	93.15	31:34.966	176.9
10	35	Enzo Scionti		USA	R	5	Drivex School		Dallara F320 HWA	16	93.15	31:35.239	176.9
11	77	Vivien Keszthelyi		HUN		Team Motopark		Dallara F320 Spiess	16	93.15	31:41.455	176.3	
12	88	Filip Kaminiaz		POL		CryptoTower Racing Team		Dallara F320 Spiess	16	93.15	31:55.344	175.0	





**Paul Ricard**  
Euroformula Open  
Race - 3  
**Lap Analysis**



8

Rafael Villagomez

Dallara F320 HWA **21**

Josh Mason

Dallara F320 HWA

Van Amersfoort Racing

Double R Racing

Lap	D	Time	Sector 1	Sector 2	Sector 3	T. Spd	Elapsed	Lap	D	Time	Sector 1	Sector 2	Sector 3	T. Spd	Elapsed
1		2:04.266	38.662	36.425	49.179	193.5	2:04.266	1		2:02.705	37.528	36.355	48.822	199.6	2:02.705
2		1:57.415	32.351	36.072	48.992	230.7	4:01.681	2		1:56.897	32.104	36.328	48.465	231.2	3:59.602
3		1:57.220	31.987	36.324	48.909	233.7	5:58.901	3		1:57.184	32.031	36.008	49.145	231.7	5:56.786
4		1:56.725	32.011	35.969	48.745	231.7	7:55.626	4		1:57.194	32.383	36.148	48.663	237.8	7:53.980
5		1:56.929	32.190	36.116	48.623	230.7	9:52.555	5		1:56.764	32.167	36.238	48.359	234.7	9:50.744
6		1:56.530	31.846	36.204	48.480	230.7	11:49.085	6		1:56.908	32.114	36.143	48.651	232.7	11:47.652
7		1:56.607	31.820	36.011	48.776	231.7	13:45.692	7		1:56.784	31.974	36.016	48.794	232.7	13:44.436
8		1:57.341	32.015	36.225	49.101	232.7	15:43.033	8		1:58.163	32.581	36.521	49.061	234.2	15:42.599
9		1:57.475	32.396	36.312	48.767	232.2	17:40.508	9		1:57.619	32.325	36.113	49.181	235.8	17:40.218
10		1:57.070	32.298	36.116	48.656	237.8	19:37.578	10		1:58.048	33.388	36.033	48.627	234.2	19:38.266
11		1:56.679	31.885	36.143	48.651	230.7	21:34.257	11		1:56.543	31.891	36.097	48.555	234.7	21:34.809
12		1:56.921	32.008	36.300	48.613	231.2	23:31.178	12		1:56.886	31.960	36.240	48.686	234.7	23:31.695
13		1:56.466	31.966	35.980	48.520	230.7	25:27.644	13		1:59.323	33.190	36.190	49.943	235.8	25:31.018
14		1:56.180	31.799	36.080	48.301	230.7	27:23.824	14		1:57.159	32.576	36.043	48.540	232.2	27:28.177
15		1:56.195	31.757	36.050	48.388	231.2	29:20.019	15		1:56.398	32.067	35.905	48.426	233.7	29:24.575
16		1:56.778	31.925	36.168	48.685	230.7	31:16.797	16		1:56.981	32.099	36.232	48.650	232.2	31:21.556

18

Nazim Azman

Dallara F320 Spiess **25**

Casper Stevenson

Dallara F320 HWA

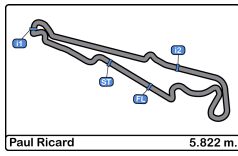
CryptoTower Racing Team

Rookie

Van Amersfoort Racing

Lap	D	Time	Sector 1	Sector 2	Sector 3	T. Spd	Elapsed	Lap	D	Time	Sector 1	Sector 2	Sector 3	T. Spd	Elapsed
1		2:04.509	38.094	36.831	49.584	198.8	2:04.509	1		2:03.632	37.300	37.063	49.269	194.9	2:03.632
2		1:58.686	33.160	36.529	48.997	234.7	4:03.195	2		1:57.390	32.224	36.305	48.861	230.2	4:01.022
3		1:57.358	32.347	36.245	48.766	231.7	6:00.553	3		1:58.530	32.102	37.094	49.334	231.2	5:59.552
4		1:56.832	32.202	36.035	48.595	233.7	7:57.385	4		1:57.202	32.298	36.193	48.711	233.2	7:56.754
5		1:56.344	32.028	35.974	48.342	235.8	9:53.729	5		1:57.597	32.085	36.208	49.304	231.7	9:54.351
6		1:56.313	32.039	36.100	48.174	233.7	11:50.042	6		1:56.887	32.082	36.291	48.514	234.2	11:51.238
7		1:56.412	31.957	36.100	48.355	233.2	13:46.454	7		1:58.355	32.024	36.296	50.035	232.2	13:49.593
8		1:56.768	32.059	36.023	48.686	236.3	15:43.222	8		1:57.986	33.112	36.366	48.508	233.2	15:47.579
9		1:57.893	33.245	36.139	48.509	240.0	17:41.115	9		1:57.065	31.958	36.303	48.804	234.2	17:44.644
10		1:57.603	32.897	36.085	48.621	236.8	19:38.718	10		1:56.673	31.909	36.097	48.667	233.2	19:41.317
11		1:56.439	31.946	36.111	48.382	237.8	21:35.157	11		1:56.893	31.838	36.096	48.959	231.7	21:38.210
12		1:56.815	32.186	36.059	48.570	241.0	23:31.972	12		1:57.401	32.671	36.247	48.483	229.2	23:35.611
13		1:56.723	32.456	36.070	48.197	241.0	25:28.695	13		1:56.767	31.977	36.069	48.721	233.7	25:32.378
14		1:55.878	31.673	35.921	48.284	235.2	27:24.573	14		1:56.793	31.989	36.082	48.722	233.2	27:29.171
15		1:55.937	31.805	35.974	48.158	234.7	29:20.510	15		1:56.886	32.098	36.147	48.641	233.2	29:26.057
16		1:56.462	31.927	36.235	48.300	237.3	31:16.972	16		1:56.517	31.906	36.253	48.358	232.7	31:22.574





**Paul Ricard**  
Euroformula Open  
Race - 3  
**Lap Analysis**



**27**

Louis Foster

Dallara F320 Spiess **34**

Enzo Trulli

Dallara F320 HWA

CryptoTower Racing Team

Rookie

Drivex School

Lap	D	Time	Sector 1	Sector 2	Sector 3	T. Spd	Elapsed	Lap	D	Time	Sector 1	Sector 2	Sector 3	T. Spd	Elapsed
1		2:00.849	35.729	36.605	48.515	189.8	2:00.849	1		2:04.990	38.431	36.363	50.196	197.0	2:04.990
2		1:56.596	31.939	36.159	48.498	226.8	3:57.445	2		1:58.741	33.055	36.409	49.277	235.2	4:03.731
3		1:58.104	32.080	36.995	49.029	228.8	5:55.549	3		1:57.604	32.376	36.178	49.050	235.2	6:01.335
4		1:56.728	32.002	36.163	48.563	227.8	7:52.277	4		1:56.941	32.141	35.983	48.817	232.7	7:58.276
5		1:56.424	31.872	36.091	48.461	230.2	9:48.701	5		1:56.629	32.058	35.889	48.682	233.7	9:54.905
6		1:57.272	32.070	36.619	48.583	228.3	11:45.973	6		1:56.964	32.089	36.184	48.691	236.8	11:51.869
7		1:57.566	31.749	36.192	49.625	229.2	13:43.539	7		1:57.636	31.912	36.069	49.655	234.7	13:49.505
8		1:57.698	32.417	36.806	48.475	234.7	15:41.237	8		1:56.893	32.331	36.022	48.540	231.2	15:46.398
9		2:04.037	31.815	36.884	55.338	230.2	17:45.274	9		1:56.733	32.049	36.114	48.570	232.7	17:43.131
10		1:56.768	32.106	36.240	48.422	234.7	19:42.042	10		1:56.579	31.833	36.139	48.607	234.2	19:39.710
11		1:56.330	31.725	36.006	48.599	235.2	21:38.372	11		1:56.266	31.798	35.833	48.635	234.2	21:35.976
12		1:56.252	31.729	36.237	48.286	234.7	23:34.624	12		1:56.766	31.953	36.100	48.713	235.2	23:32.742
13		1:56.427	31.711	35.937	48.779	232.2	25:31.051	13		1:57.061	32.303	36.159	48.599	232.2	25:29.803
14		1:56.274	31.830	35.991	48.453	232.2	27:27.325	14		1:55.825	31.649	35.792	48.384	234.7	27:25.628
15		1:55.932	31.725	35.960	48.247	232.2	29:23.257	15		1:56.158	31.891	35.719	48.548	233.2	29:21.786
16		1:55.914	31.827	35.818	48.269	232.7	31:19.171	16		1:56.587	32.007	35.986	48.594	231.7	31:18.373

**28**

Cameron Das

Dallara F320 Spiess **35**

Enzo Scionti

Dallara F320 HWA

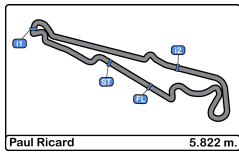
Team Motopark

Rookie

Drivex School

Lap	D	Time	Sector 1	Sector 2	Sector 3	T. Spd	Elapsed	Lap	D	Time	Sector 1	Sector 2	Sector 3	T. Spd	Elapsed
1		2:01.856	36.423	36.335	49.098	188.1	2:01.856	1		2:06.191	39.585	36.724	49.882	201.1	2:06.191
2		1:56.705	32.215	36.079	48.411	236.8	3:58.561	2		1:58.707	32.824	36.245	49.638	233.2	4:04.898
3		1:57.626	32.109	36.264	49.253	234.7	5:56.187	3		1:59.231	33.026	36.305	49.900	236.3	6:04.129
4		1:57.305	31.976	36.058	49.271	233.7	7:53.492	4		1:58.095	32.422	36.383	49.290	230.2	8:02.224
5		1:56.397	32.129	35.934	48.334	237.3	9:49.889	5		1:57.546	32.223	36.237	49.086	230.7	9:59.770
6		1:56.996	31.818	36.192	48.986	234.7	11:46.885	6		1:57.723	32.162	36.351	49.210	229.2	11:57.493
7		1:56.727	31.856	36.041	48.830	237.8	13:43.612	7		1:57.282	32.151	36.272	48.859	230.2	13:54.775
8		1:58.565	33.131	36.428	49.006	237.3	15:42.177	8		1:58.741	32.103	36.190	50.448	230.7	15:53.516
9		1:56.905	31.999	36.464	48.442	237.3	17:39.082	9		1:57.725	32.168	36.438	49.119	232.7	17:51.241
10		1:55.408	31.500	35.935	47.973	231.7	19:34.490	10		1:57.820	32.105	36.394	49.321	231.7	19:49.061
11		1:55.193	31.350	35.832	48.011	231.2	21:29.683	11		1:57.615	32.017	36.413	49.185	231.2	21:46.676
12		1:55.367	31.408	35.969	47.990	231.7	23:25.050	12		1:57.945	32.154	36.541	49.250	231.2	23:44.621
13		1:55.027	31.429	35.696	47.902	232.2	25:20.077	13		1:57.392	31.968	36.259	49.165	229.7	25:42.013
14		1:55.272	31.452	35.778	48.042	232.2	27:15.349	14		1:57.462	31.888	36.380	49.194	230.2	27:39.475
15		1:55.193	31.508	35.865	47.820	232.2	29:10.542	15		1:57.611	32.248	36.245	49.118	230.7	29:37.086
16		1:55.094	31.375	35.792	47.927	232.7	31:05.636	16		1:58.153	31.893	36.283	49.977	229.2	31:35.239





**Paul Ricard**  
**Euroformula Open**  
**Race - 3**  
**Lap Analysis**



**52** Jak Crawford Dallara F320 Spiess **77** Vivien Keszthelyi Dallara F320 Spiess

Rookie

Team Motopark

Team Motopark

Lap	D	Time	Sector 1	Sector 2	Sector 3	T. Spd	Elapsed	Lap	D	Time	Sector 1	Sector 2	Sector 3	T. Spd	Elapsed
1		2:01.507	36.064	36.338	49.105	189.1	2:01.507	1		2:07.458	39.995	36.924	50.539	201.4	2:07.458
2		1:56.477	32.046	35.943	48.488	232.7	3:57.984	2		1:59.578	33.075	36.776	49.727	233.7	4:07.036
3		1:58.591	32.015	36.854	49.722	234.7	5:56.575	3		1:59.692	32.954	36.898	49.840	232.2	6:06.728
4		1:56.595	32.055	35.964	48.576	236.3	7:53.170	4		1:59.257	32.875	36.655	49.727	232.2	8:05.985
5		1:55.943	31.795	35.754	48.394	232.7	9:49.113	5		1:58.351	32.584	36.493	49.274	232.2	10:04.336
6		1:57.341	32.057	36.520	48.764	236.3	11:46.454	6		1:58.011	32.564	36.537	48.910	231.2	12:02.347
7		1:56.913	31.760	35.994	49.159	235.2	13:43.367	7		1:57.506	32.254	36.403	48.849	231.7	13:59.853
8		1:58.247	32.913	36.804	48.530	229.2	15:41.614	8		1:57.818	32.408	36.489	48.921	232.2	15:57.671
9		1:57.860	31.910	36.648	49.302	237.3	17:39.474	9		1:57.831	32.328	36.477	49.026	232.2	17:55.502
10		1:55.669	31.708	35.906	48.055	236.8	19:35.143	10		1:58.438	32.685	36.627	49.126	232.7	19:53.940
11		1:55.255	31.490	35.728	48.037	235.2	21:30.398	11		1:58.232	32.497	36.557	49.178	231.2	21:52.172
12		1:55.284	31.434	35.801	48.049	234.7	23:25.682	12		1:58.079	32.404	36.668	49.007	231.2	23:50.251
13		1:54.934	31.379	35.632	47.923	234.7	25:20.616	13		1:57.922	32.522	36.302	49.098	229.7	25:48.173
14		1:55.164	31.440	35.708	48.016	235.8	27:15.780	14		1:57.855	32.367	36.554	48.934	229.2	27:46.028
15		1:55.881	31.539	36.617	47.725	236.3	29:11.661	15		1:57.724	32.359	36.466	48.899	229.2	29:43.752
16		1:54.973	31.391	35.761	47.821	233.7	31:06.634	16		1:57.703	32.276	36.447	48.980	229.2	31:41.455

**66** Zdenek Chovanec Dallara F320 HWA **88** Filip Kaminiarz Dallara F320 Spiess

Rookie

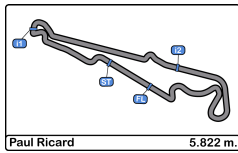
Double R Racing

CryptoTower Racing Team

Lap	D	Time	Sector 1	Sector 2	Sector 3	T. Spd	Elapsed	Lap	D	Time	Sector 1	Sector 2	Sector 3	T. Spd	Elapsed
1		2:07.022	39.324	37.234	50.464	206.1	2:07.022	1		2:05.715	38.958	36.542	50.215	196.7	2:05.715
2		1:59.051	32.835	36.655	49.561	227.8	4:06.073	2		1:58.912	32.693	36.550	49.669	232.7	4:04.627
3		1:59.649	32.843	36.822	49.984	229.7	6:05.722	3		2:00.193	32.812	36.541	50.840	229.7	6:04.820
4		1:58.806	32.732	36.627	49.447	229.7	8:04.528	4		1:58.044	32.346	36.309	49.389	232.2	8:02.864
5		1:58.226	32.455	36.614	49.157	229.2	10:02.754	5		1:57.654	32.376	36.342	48.936	233.7	10:00.518
6		1:58.246	32.545	36.596	49.105	227.8	12:01.000	6		1:57.495	32.148	36.313	49.034	232.7	11:58.013
7		1:57.797	32.294	36.467	49.036	229.2	13:58.797	7		1:57.424	32.128	36.423	48.873	234.7	13:55.437
8		1:57.674	32.246	36.424	49.004	228.3	15:56.471	8		1:56.859	32.073	36.263	48.523	233.2	15:52.296
9		1:57.788	32.188	36.608	48.992	229.2	17:54.259	9		1:57.423	32.088	36.455	48.880	231.2	17:49.719
10		1:57.965	32.264	36.519	49.182	229.7	19:52.224	10		1:57.514	32.016	36.379	49.119	230.2	19:47.233
11		1:57.366	32.093	36.504	48.769	228.3	21:49.590	11		1:56.976	31.804	36.340	48.832	230.2	21:44.209
12		1:57.260	31.980	36.479	48.801	228.3	23:46.850	12		1:56.994	32.018	36.291	48.685	230.2	23:41.203
13		1:57.070	31.997	36.315	48.758	228.8	25:43.920	13		1:57.161	31.998	36.333	48.830	229.2	25:38.364
14		1:57.094	32.038	36.370	48.686	228.8	27:41.014	14		1:57.883	31.842	36.977	49.064	229.2	27:36.247
15		1:56.919	32.133	36.269	48.517	230.2	29:37.933	15		1:57.171	32.151	36.343	48.677	229.2	29:33.418
16		1:57.033	31.961	36.213	48.859	231.7	31:34.966	16		2:21.926	31.923	36.250	1:13.753	229.2	31:55.344







**Paul Ricard**  
Euroformula Open  
Race - 3



**Analysis by Lap**

Num	Lap Time	Gap
<b>Lap 1</b>		
27	2:00.849	
52	2:01.507	00.658
28	2:01.856	01.007
21	2:02.705	01.856
25	2:03.632	02.783
8	2:04.266	03.417
18	2:04.509	03.660
34	2:04.990	04.141
88	2:05.715	04.866
35	2:06.191	05.342
66	2:07.022	06.173
77	2:07.458	06.609
<b>Num Lap Time Gap</b>		
<b>Lap 2</b>		
27	1:56.596	
52	1:56.477	00.539
28	1:56.705	01.116
21	1:56.897	02.157
25	1:57.390	03.577
8	1:57.415	04.236
18	1:58.686	05.750
34	1:58.741	06.286
88	1:58.912	07.182
35	1:58.707	07.453
66	1:59.051	08.628
77	1:59.578	09.591
<b>Num Lap Time Gap</b>		
<b>Lap 3</b>		
27	1:58.104	
28	1:57.626	00.638
52	1:58.591	01.026
21	1:57.184	01.237
8	1:57.220	03.352
25	1:58.530	04.003
18	1:57.358	05.004
34	1:57.604	05.786
35	1:59.231	08.580
88	2:00.193	09.271
66	1:59.649	10.173
77	1:59.692	11.179
<b>Num Lap Time Gap</b>		
<b>Lap 4</b>		
27	1:56.728	
52	1:56.595	00.893
28	1:57.305	01.215
21	1:57.194	01.703
8	1:56.725	03.349
25	1:57.202	04.477
18	1:56.832	05.108
34	1:56.941	05.999
35	1:58.095	09.947
88	1:58.044	10.587

Num	Lap Time	Gap
<b>Lap 5</b>		
27	1:56.424	
52	1:55.943	00.412
28	1:56.397	01.188
21	1:56.764	02.043
8	1:56.929	03.854
18	1:56.344	05.028
25	1:57.597	05.650
34	1:56.629	06.204
35	1:57.546	11.069
88	1:57.654	11.817
66	1:58.226	14.053
77	1:58.351	15.635
<b>Num Lap Time Gap</b>		
<b>Lap 6</b>		
27	1:57.272	
52	1:57.341	00.481
28	1:56.996	00.912
21	1:56.908	01.679
8	1:56.530	03.112
18	1:56.313	04.069
25	1:56.887	05.265
34	1:56.964	05.896
35	1:57.723	11.520
88	1:57.495	12.040
66	1:58.246	15.027
77	1:58.011	16.374
<b>Num Lap Time Gap</b>		
<b>Lap 7</b>		
52	1:56.913	
27	1:57.566	00.172
28	1:56.727	00.245
21	1:56.784	01.069
8	1:56.607	02.325
18	1:56.412	03.087
34	1:57.636	06.138
25	1:58.355	06.226
35	1:57.282	11.408
88	1:57.424	12.070
66	1:57.797	15.430
77	1:57.506	16.486
<b>Num Lap Time Gap</b>		
<b>Lap 8</b>		
27	1:57.698	
52	1:58.247	00.377
28	1:58.565	00.940
21	1:58.163	01.362
8	1:57.341	01.796
18	1:56.768	01.985
34	1:56.893	05.161

Num	Lap Time	Gap
<b>Lap 9</b>		
28	1:56.905	
52	1:57.860	00.392
21	1:57.619	01.136
8	1:57.475	01.426
18	1:57.893	02.033
34	1:56.733	04.049
25	1:57.065	05.562
27	2:04.037	06.192
88	1:57.423	10.637
35	1:57.725	12.159
66	1:57.788	15.177
77	1:57.831	16.420
<b>Num Lap Time Gap</b>		
<b>Lap 10</b>		
28	1:55.408	
52	1:55.669	00.653
8	1:57.070	03.088
21	1:58.048	03.776
18	1:57.603	04.228
34	1:56.579	05.220
25	1:56.673	06.827
27	1:56.768	07.552
88	1:57.514	12.743
35	1:57.820	14.571
66	1:57.965	17.734
77	1:58.438	19.450
<b>Num Lap Time Gap</b>		
<b>Lap 11</b>		
28	1:55.193	
52	1:55.255	00.715
8	1:56.679	04.574
21	1:56.543	05.126
18	1:56.439	05.474
34	1:56.266	06.293
25	1:56.893	08.527
27	1:56.330	08.689
88	1:56.976	14.526
35	1:57.615	16.993
66	1:57.366	19.907
77	1:58.232	22.489
<b>Num Lap Time Gap</b>		
<b>Lap 12</b>		
28	1:55.367	
52	1:55.284	00.632
8	1:56.921	06.128
21	1:56.886	06.645

Num	Lap Time	Gap
<b>Lap 13</b>		
28	1:55.027	
52	1:54.934	00.539
8	1:56.466	07.567
18	1:56.723	08.618
34	1:57.061	09.726
21	1:59.323	10.941
27	1:56.427	10.974
25	1:56.767	12.301
88	1:57.161	18.287
35	1:57.392	21.936
66	1:57.070	23.843
77	1:57.922	28.096
<b>Num Lap Time Gap</b>		
<b>Lap 14</b>		
28	1:55.272	
52	1:55.164	00.431
8	1:56.180	08.475
18	1:55.878	09.224
34	1:55.825	10.279
27	1:56.274	11.976
21	1:57.159	12.828
25	1:56.793	13.822
88	1:57.883	20.898
35	1:57.462	24.126
66	1:57.094	25.665
77	1:57.855	30.679
<b>Num Lap Time Gap</b>		
<b>Lap 15</b>		
28	1:55.193	
52	1:55.881	01.119
8	1:56.195	09.477
18	1:55.937	09.968
34	1:56.158	11.244
27	1:55.932	12.715
21	1:56.398	14.033
25	1:56.886	15.515
88	1:57.171	22.876
35	1:57.611	26.544
66	1:56.919	27.391
77	1:57.724	33.210
<b>Num Lap Time Gap</b>		
<b>Lap 16</b>		
28	1:55.094	

Num	Lap Time	Gap
<b>Lap 16</b>		
28	1:55.094	

Num	Lap Time	Gap
<b>Lap 17</b>		

Num	Lap Time	Gap
<b>Lap 18</b>		

Num	Lap Time	Gap
<b>Lap 19</b>		

Num	Lap Time	Gap
<b>Lap 20</b>		

Num	Lap Time	Gap
<b>Lap 21</b>		

Num	Lap Time	Gap
<b>Lap 22</b>		

Num	Lap Time	Gap
<b>Lap 23</b>		

Num	Lap Time	Gap
<b>Lap 24</b>		

Num	Lap Time	Gap
<b>Lap 25</b>		

Num	Lap Time	Gap
<b>Lap 26</b>		

Num	Lap Time	Gap
<b>Lap 27</b>		

Num	Lap Time	Gap
<b>Lap 28</b>		

Num	Lap Time	Gap
<b>Lap 29</b>		

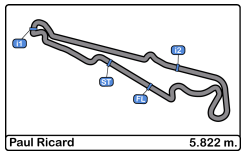
Num	Lap Time	Gap
<b>Lap 30</b>		

Num	Lap Time	Gap
<b>Lap 31</b>		

Num	Lap Time	Gap
<b>Lap 32</b>		





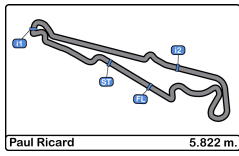


**Paul Ricard**  
**Euroformula Open**  
**Race - 3**  
**Best Sectors Results**



Sector - 1			Sector - 2			Sector - 3			Ideal Lap vs Best Lap						
Clas	Nº	Driver	Time	Nº	Driver	Time	Nº	Driver	Time	Clas	Nº	Driver	Ideal Lap	Best Lap	Clas
1	28	Cameron Das	31.350	52	Jak Crawford	35.632	52	Jak Crawford	47.725	1	52	Jak Crawford	1:54.736	1:54.934	1
2	52	Jak Crawford	31.379	28	Cameron Das	35.696	28	Cameron Das	47.820	2	28	Cameron Das	1:54.866	1:55.027	2
3	34	Enzo Trulli	31.649	34	Enzo Trulli	35.719	18	Nazim Azman	48.158	3	34	Enzo Trulli	1:55.752	1:55.825	3
4	18	Nazim Azman	31.673	27	Louis Foster	35.818	27	Louis Foster	48.247	4	18	Nazim Azman	1:55.752	1:55.878	4
5	27	Louis Foster	31.711	21	Josh Mason	35.905	8	Rafael Villagomez	48.301	5	27	Louis Foster	1:55.776	1:55.914	5
6	8	Rafael Villagomez	31.757	18	Nazim Azman	35.921	25	Casper Stevenson	48.358	6	8	Rafael Villagomez	1:56.027	1:56.180	6
7	88	Filip Kaminiarz	31.804	8	Rafael Villagomez	35.969	21	Josh Mason	48.359	7	21	Josh Mason	1:56.155	1:56.398	7
8	25	Casper Stevenson	31.838	25	Casper Stevenson	36.069	34	Enzo Trulli	48.384	8	25	Casper Stevenson	1:56.265	1:56.517	8
9	35	Enzo Scionti	31.888	35	Enzo Scionti	36.190	66	Zdenek Chovanec	48.517	9	88	Filip Kaminiarz	1:56.577	1:56.859	9
10	21	Josh Mason	31.891	66	Zdenek Chovanec	36.213	88	Filip Kaminiarz	48.523	10	66	Zdenek Chovanec	1:56.691	1:56.919	10
11	66	Zdenek Chovanec	31.961	88	Filip Kaminiarz	36.250	77	Vivien Keszthelyi	48.849	11	35	Enzo Scionti	1:56.937	1:57.282	11
12	77	Vivien Keszthelyi	32.254	77	Vivien Keszthelyi	36.302	35	Enzo Scionti	48.859	12	77	Vivien Keszthelyi	1:57.405	1:57.506	12



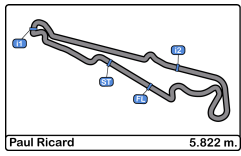


**Paul Ricard**  
**Euroformula Open**  
**Race - 3**  
**Leader Sequence**



N°	Driver	Nat	Cat	Clas	Team	Nat	Vehicle	Start Lap	End Lap	Laps	Total Laps
27	Louis Foster	GBR			CryptoTower Racing Team	JPN	Dallara F320 Spiess	1	6	6	6
52	Jak Crawford	USA	R		Team Motopark	DEU	Dallara F320 Spiess	7	7	1	1
27	Louis Foster	GBR			CryptoTower Racing Team	JPN	Dallara F320 Spiess	8	8	1	7
28	Cameron Das	USA			Team Motopark	DEU	Dallara F320 Spiess	9	16	8	8



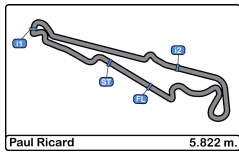


**Paul Ricard**  
**Euroformula Open**  
**Race - 3**  
**Best 5 Lap Times**



Cls	N°	Driver	Nat	Cat	Cls	Team	Nat	Vehicle	Best 1		Best 2		Best 3		Best 4		Best 5	
									Time	Lap	Time	Lap	Time	Lap	Time	Lap	Time	Lap
1	52	Jak Crawford	USA	R	1	Team Motopark	DEU	Dallara F320 Spiess	1:54.934	13	1:54.973	16	1:55.164	14	1:55.255	11	1:55.284	12
2	28	Cameron Das	USA			Team Motopark	DEU	Dallara F320 Spiess	1:55.027	13	1:55.094	16	1:55.193	11	1:55.193	15	1:55.272	14
3	34	Enzo Trulli	ITA	R	2	Drivex School	ESP	Dallara F320 HWA	1:55.825	14	1:56.158	15	1:56.266	11	1:56.579	10	1:56.587	16
4	18	Nazim Azman	MYS			CryptoTower Racing	JPN	Dallara F320 Spiess	1:55.878	14	1:55.937	15	1:56.313	6	1:56.344	5	1:56.412	7
5	27	Louis Foster	GBR			CryptoTower Racing	JPN	Dallara F320 Spiess	1:55.914	16	1:55.932	15	1:56.252	12	1:56.274	14	1:56.330	11
6	8	Rafael Villagomez	MEX			Van Amersfoort Racing	NLD	Dallara F320 HWA	1:56.180	14	1:56.195	15	1:56.466	13	1:56.530	6	1:56.607	7
7	21	Josh Mason	GBR			Double R Racing	GBR	Dallara F320 HWA	1:56.398	15	1:56.543	11	1:56.764	5	1:56.784	7	1:56.886	12
8	25	Casper Stevenson	GBR	R	3	Van Amersfoort Racing	NLD	Dallara F320 HWA	1:56.517	16	1:56.673	10	1:56.767	13	1:56.793	14	1:56.886	15
9	88	Filip Kaminiarz	POL			CryptoTower Racing	JPN	Dallara F320 Spiess	1:56.859	8	1:56.976	11	1:56.994	12	1:57.161	13	1:57.171	15
10	66	Zdenek Chovanec	CZE	R	4	Double R Racing	GBR	Dallara F320 HWA	1:56.919	15	1:57.033	16	1:57.070	13	1:57.094	14	1:57.260	12
11	35	Enzo Scionti	USA	R	5	Drivex School	ESP	Dallara F320 HWA	1:57.282	7	1:57.392	13	1:57.462	14	1:57.546	5	1:57.611	15
12	77	Vivien Keszthelyi	HUN			Team Motopark	DEU	Dallara F320 Spiess	1:57.506	7	1:57.703	16	1:57.724	15	1:57.818	8	1:57.831	9



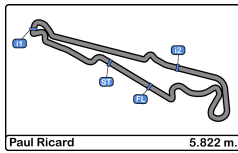


**Paul Ricard**  
**Euroformula Open**  
**Race - 3**  
**Best 5 Top Speeds**



Clas	N°	Driver	Nat	Cat	Cla	Team	Nat	Vehicle	Top 1		Top 2		Top 3		Top 4		Top 5		Avg	
									Km/h	Lap	Km/h	Lap	Km/h	Lap	Km/h	Lap	Km/h	Lap		
1	18	Nazim Azman		MYS		CryptoTower Racing Team		Dallara F320 Spiess	241.0	12	241.0	13	240.0	9	237.8	11	237.3	16	239.4	
2	8	Rafael Villagomez		MEX		Van Amersfoort Racing		Dallara F320 HWA	237.8	10	233.7	3	232.7	8	232.2	9	231.7	4	233.6	
3	21	Josh Mason		GBR		Double R Racing		Dallara F320 HWA	237.8	4	235.8	9	235.8	13	234.7	5	234.7	11	235.8	
4	28	Cameron Das		USA		Team Motopark		Dallara F320 Spiess	237.8	7	237.3	5	237.3	8	237.3	9	236.8	2	237.3	
5	52	Jak Crawford		USA	R	1	Team Motopark		Dallara F320 Spiess	237.3	9	236.8	10	236.3	4	236.3	6	236.3	15	236.6
6	34	Enzo Trulli		ITA	R	2	Drivex School		Dallara F320 HWA	236.8	6	235.2	2	235.2	3	235.2	12	234.7	7	235.5
7	35	Enzo Scionti		USA	R	3	Drivex School		Dallara F320 HWA	236.3	3	233.2	2	232.7	9	231.7	10	231.2	11	233.0
8	27	Louis Foster		GBR		CryptoTower Racing Team		Dallara F320 Spiess	235.2	11	234.7	8	234.7	10	234.7	12	232.7	16	234.4	
9	88	Filip Kaminiaz		POL		CryptoTower Racing Team		Dallara F320 Spiess	234.7	7	233.7	5	233.2	8	232.7	2	232.7	6	233.4	
10	25	Casper Stevenson		GBR	R	4	Van Amersfoort Racing		Dallara F320 HWA	234.2	6	234.2	9	233.7	13	233.2	4	233.2	8	233.7
11	77	Vivien Keszthelyi		HUN		Team Motopark		Dallara F320 Spiess	233.7	2	232.7	10	232.2	3	232.2	4	232.2	5	232.6	
12	66	Zdenek Chovanec		CZE	R	5	Double R Racing		Dallara F320 HWA	231.7	16	230.2	15	229.7	3	229.7	4	229.7	10	230.2





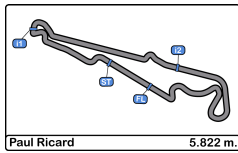
**Paul Ricard**  
**Euroformula Open**  
**Race - 3**  
**Fastest Laps Sequence**



Paul Ricard 5.822 m.

Lap	Time of Day	Session Time	N°	Driver	Nat	Cat	Team	Nat	Vehicle	Time	Km/h	
2	15:12:40.533	3:57.533	27	Louis Foster		GBR	CryptoTower Racing Team		JPN	Dallara F320 Spiess	1:56.596	179.7
2	15:12:41.072	3:58.072	52	Jak Crawford		USA	Team Motopark		DEU	Dallara F320 Spiess	1:56.477	179.9
5	15:18:31.789	9:48.789	27	Louis Foster		GBR	CryptoTower Racing Team		JPN	Dallara F320 Spiess	1:56.424	180.0
5	15:18:32.201	9:49.201	52	Jak Crawford		USA	Team Motopark		DEU	Dallara F320 Spiess	1:55.943	180.7
10	15:28:17.578	19:34.578	28	Cameron Das		USA	Team Motopark		DEU	Dallara F320 Spiess	1:55.408	181.6
11	15:30:12.772	21:29.772	28	Cameron Das		USA	Team Motopark		DEU	Dallara F320 Spiess	1:55.193	181.9
13	15:34:03.166	25:20.166	28	Cameron Das		USA	Team Motopark		DEU	Dallara F320 Spiess	1:55.027	182.2
13	15:34:03.705	25:20.705	52	Jak Crawford		USA	Team Motopark		DEU	Dallara F320 Spiess	1:54.934	182.3



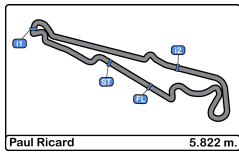


**Paul Ricard**  
**Euroformula Open**  
**Race - 3**  
**Event Best Maximum Speed**



N°	Driver	Nat	Cat	Clas	Team	Nat	Vehicle	Km/h	Session
18	Nazim Azman		MYS		CryptoTower Racing Team		Dallara F320 Spiess	242.1	Race - 1
27	Louis Foster		GBR		CryptoTower Racing Team		Dallara F320 Spiess	241.6	Race - 1
88	Filip Kaminiarz		POL		CryptoTower Racing Team		Dallara F320 Spiess	240.5	Race - 2
52	Jak Crawford		USA	R 1	Team Motopark		Dallara F320 Spiess	239.4	Race - 2
28	Cameron Das		USA		Team Motopark		Dallara F320 Spiess	238.9	Race - 2
77	Vivien Keszthelyi		HUN		Team Motopark		Dallara F320 Spiess	238.9	Race - 2
21	Josh Mason		GBR		Double R Racing		Dallara F320 HWA	238.4	Race - 1
8	Rafael Villagomez		MEX		Van Amersfoort Racing		Dallara F320 HWA	237.8	Race - 2
25	Casper Stevenson		GBR	R 2	Van Amersfoort Racing		Dallara F320 HWA	237.3	Race - 1
35	Enzo Scionti		USA	R 3	Drivex School		Dallara F320 HWA	237.3	Race - 2
34	Enzo Trulli		ITA	R 4	Drivex School		Dallara F320 HWA	236.8	Race - 1
66	Zdenek Chovanec		PRT	R 5	Double R Racing		Dallara F320 HWA	235.8	Race - 1





**Paul Ricard**  
**Euroformula Open**  
**Race - 3**  
**Lap Chart**

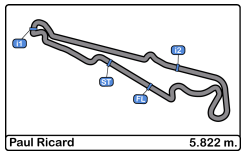


**LAP**

Nr	Pos	Grid	1	2	3	4	5	6	7	8	9	10	11	12	13	14	15	16
52	1	52	27	27	27	27	27	27	52	27	28	28	28	28	28	28	28	28
27	2	27	52	52	28	52	52	52	27	52	52	52	52	52	52	52	52	52
28	3	28	28	28	52	28	28	28	28	28	21	8	8	8	8	8	8	8
25	4	25	21	21	21	21	21	21	21	21	8	21	21	21	18	18	18	18
21	5	21	25	25	8	8	8	8	8	8	18	18	18	18	34	34	34	34
8	6	8	8	8	25	25	18	18	18	18	34	34	34	34	21	27	27	27
34	7	34	18	18	18	18	25	25	34	34	25	25	25	27	27	21	21	21
18	8	18	34	34	34	34	34	34	25	25	27	27	27	25	25	25	25	25
88	9	88	88	88	35	35	35	35	35	88	88	88	88	88	88	88	88	66
77	10	77	35	35	88	88	88	88	88	35	35	35	35	35	35	35	35	35
35	11	35	66	66	66	66	66	66	66	66	66	66	66	66	66	66	66	77
66	12	66	77	77	77	77	77	77	77	77	77	77	77	77	77	77	77	88



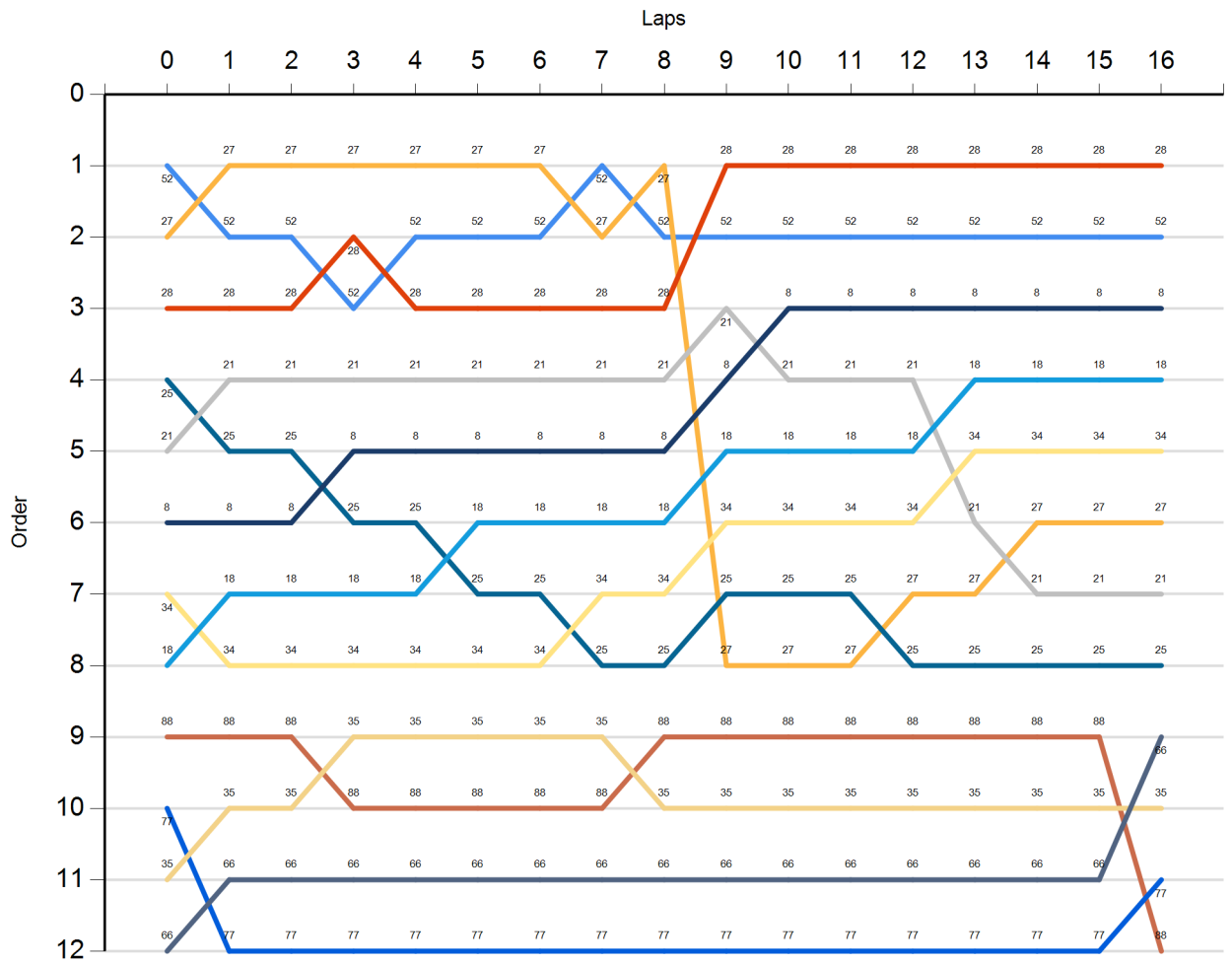


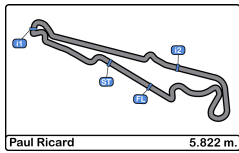


**Paul Ricard**  
**Euroformula Open**  
**Race - 3**  
**Graphic Lap Chart**



- 52
- 27
- 28
- 25
- 21
- 8
- 34
- 18
- 88
- 77
- 35
- 66



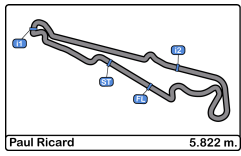


**Paul Ricard**  
**Euroformula Open**  
**Race - 3**  
**Pit Stop Analysis**



Nr.	In Day Time	Driver	Nat	Cat	Team	Nat	Vehicle	In Time	Stop N°	Pit Time	Handicap	Penalty
-----	-------------	--------	-----	-----	------	-----	---------	---------	---------	----------	----------	---------

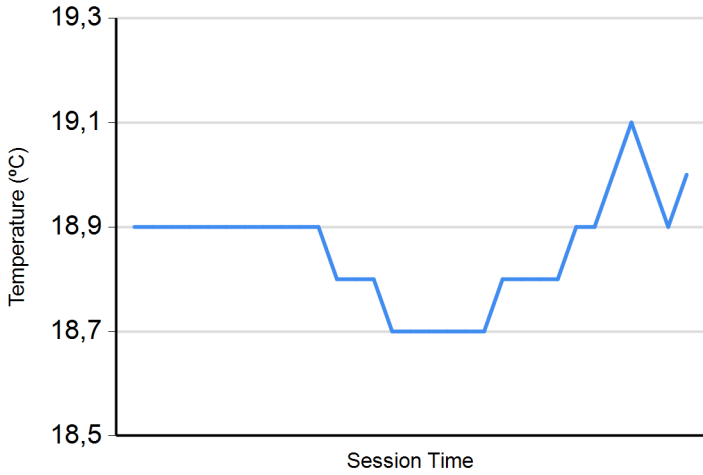




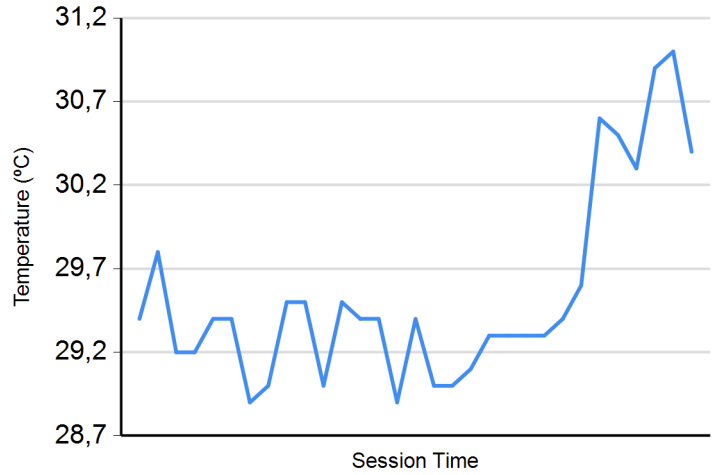
**Paul Ricard**  
**Euroformula Open**  
**Race - 3**  
**Weather Report**



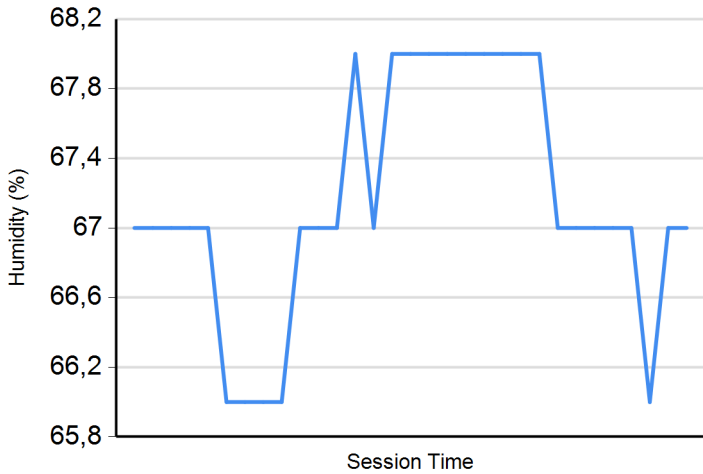
**Air Temperature**



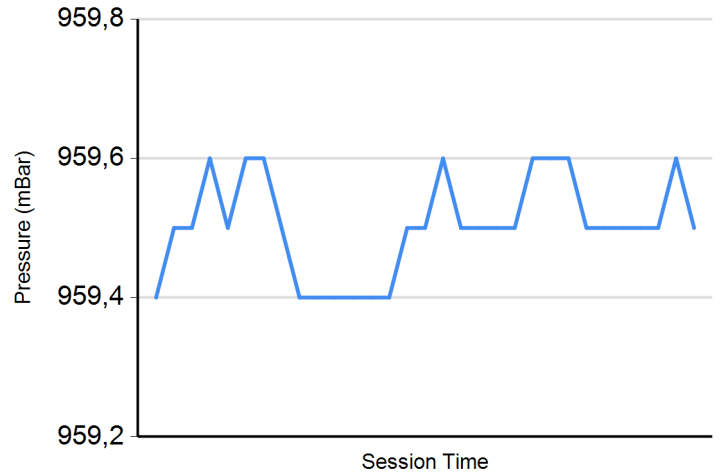
**Track Temperature**



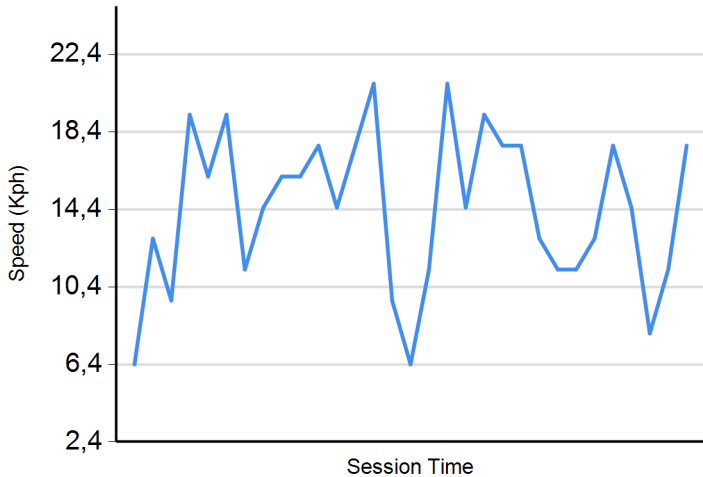
**Humidity**



**Pressure**



**Wind Speed**



**Wind direction**

North = 0°/360° Est = 90° South = 180° West = 270°

