

Paul Ricard
GT Cup Open Europe
Private test - 1



Provisional Results

Paul Ricard 5.822 m.

Cls	N°	Entrant/Team	Nat	Driver 1	Nat	Driver 2	Nat	Vehicle	Cat	Cls	Laps	Best	Time	Gap	Interval	Km/h
1	24	A&P Racing Team PTT Tech Support		Maciej Blazek		Mateusz Lisowski		Porsche 991 GT3 Cup gen 2	PROAM	1	14	9	2:09.553			161.7
2	26	Q1 by EMG Motorsport		Maciej Darmetko		Artur Janosz		Porsche 911 GT3 Cup gen 2	PROAM	2	21	8	2:10.484	0.931	0.931	160.6
3	66	Vincenzo Sospiri Racing		Andrzej Lewandowski				Lamborghini Huracan Super Trofeo Evo	AM	1	13	6	2:10.723	1.170	0.239	160.3
4	191	PROsport Racing		Rodrigue Gillion		Nico Verdonck		Aston Martin Vantage	PROAM	3	13	12	2:11.031	1.478	0.308	159.9
5	28	J. Morcillo / E2P Racing		Dino Zamparelli		Jan Klingelberg		Porsche 911 GT3 Cup gen 2	PROAM	4	22	8	2:11.193	1.640	0.162	159.7

Published at:.....

Track Temp: 35.4 °C Air Temp: 18.1 °C Humidity: 46 % Track Status: DRY

Stewards:

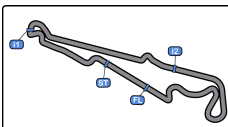
Race Director:

Timekeeper:

Luís Angel García Nuñez

JOB/I-0020-ESP





Paul Ricard
GT Cup Open Europe

Private test - 1

Provisional Results by Class



Paul Ricard 5.822 m

Cls	N°	Entrant/Team	Nat	Driver 1	Nat	Driver 2	Nat	Vehicle	Cat	Cls	Laps	Best	Time	Gap	Interval	Km/h
PROAM																
1	24	A&P Racing Team PTT Tech Support		Maciej Blazek		Mateusz Lisowski		Porsche 991 GT3 Cup gen 2	PROAM	1	14	9	2:09.553			161.7
2	26	Q1 by EMG Motorsport		Maciej Darmetko		Artur Janosz		Porsche 911 GT3 Cup gen 2	PROAM	2	21	8	2:10.484	0.931	0.931	160.6
3	191	PROsport Racing		Rodrigue Gillion		Nico Verdonck		Aston Martin Vantage	PROAM	3	13	12	2:11.031	1.478	0.547	159.9
4	28	J. Morcillo / E2P Racing		Dino Zamparelli		Jan Klingelberg		Porsche 911 GT3 Cup gen 2	PROAM	4	22	8	2:11.193	1.640	0.162	159.7
AM																
1	66	Vincenzo Sospiri Racing		Andrzej Lewandowski				Lamborghini Huracan Super Trofeo Evo	AM	1	13	6	2:10.723			160.3

Published at:.....

Track Temp: 35.4 °C Air Temp: 18.1 °C Humidity: 46 % Track Status: DRY

Stewards:

Race Director:

Timekeeper: Luis Angel Garcia Nuñez

JOB/I-0020-ESP





Paul Ricard
GT Cup Open Europe
Private test - 1

Provisional Results by Category



Paul Ricard 5.822 m

Cls	N°	Entrant/Team	Nat	Driver 1	Nat	Driver 2	Nat	Vehicle	Cat	Cls	Laps	Best	Time	Gap	Interval	Km/h
GT Open Cup Europe																
1	24	A&P Racing Team PTT Tech Support		Maciej Blazek		Mateusz Lisowski		Porsche 991 GT3 Cup gen 2	PROAM	1	14	9	2:09.553			161.7
2	26	Q1 by EMG Motorsport		Maciej Darmetko		Artur Janosz		Porsche 911 GT3 Cup gen 2	PROAM	2	21	8	2:10.484	0.931	0.931	160.6
3	66	Vincenzo Sospiri Racing		Andrzej Lewandowski				Lamborghini Huracan Super Trofeo Evo	AM	1	13	6	2:10.723	1.170	0.239	160.3
4	191	PROsport Racing		Rodrigue Gillion		Nico Verdonck		Aston Martin Vantage	PROAM	3	13	12	2:11.031	1.478	0.308	159.9
5	28	J. Morcillo / E2P Racing		Dino Zamparelli		Jan Klingelberg		Porsche 911 GT3 Cup gen 2	PROAM	4	22	8	2:11.193	1.640	0.162	159.7

Published at:.....

Track Temp: 35.4 °C Air Temp: 18.1 °C Humidity: 46 % Track Status: DRY

Stewards:

Race Director:

Timekeeper:

Luis Angel Garcia Nuñez

JOB/I-0020-ESP





Paul Ricard
GT Cup Open Europe
 Private test - 1
Lap Analysis



24

1 Maciej Blazek Porsche 991 GT3 Cup gen 2
 PROAM 2 Mateusz Lisowski A&P Racing Team PTT Tech Support

Lap	D	Time	Sector 1	Sector 2	Sector 3	T. Spd	Elapsed
1		14:21:21.842 P			14:21:21.842		14:21:21.842
2		2:31.183	55.206	39.957	56.020	125.1	14:23:53.025
3		2:11.404	36.095	39.256	56.053	225.4	14:26:04.429
4		2:10.759	36.098	39.249	55.412	226.8	14:28:15.188
5		2:10.990	36.058	39.237	55.695	227.3	14:30:26.178
6		5:51.992 P	35.834	39.233	4:36.925	225.9	14:36:18.170
7		2:38.635	55.592	43.745	59.298	131.8	14:38:56.805
8		2:10.060	36.119	39.084	54.857	228.3	14:41:06.865
9		2:09.553	35.673	38.952	54.928	226.8	14:43:16.418
10		6:03.625 P	37.057	39.037	4:47.531	227.3	14:49:20.043
11		2:34.292	55.414	41.059	57.819	133.6	14:51:54.335
12		2:14.361	37.499	39.528	57.334	226.8	14:54:08.696
13		2:14.767	37.592	39.571	57.604	227.8	14:56:23.463
14		2:13.708	36.853	39.817	57.038	228.8	14:58:37.171
15			37.129	39.858		228.8	

26

1 Maciej Darmetko Porsche 911 GT3 Cup gen 2
 PROAM 2 Artur Janosz Q1 by EMG Motorsport

Lap	D	Time	Sector 1	Sector 2	Sector 3	T. Spd	Elapsed
1		14:04:11.897 P	14:02:22.542	42.969	1:06.386	114.1	14:04:11.897
2		3:19.720	1:42.504	40.555	56.661	135.1	14:07:31.617
3		2:14.979	37.555	39.498	57.926	230.2	14:09:46.596
4		2:11.720	36.496	39.609	55.615	231.2	14:11:58.316
5		2:11.644	36.271	39.453	55.920	230.7	14:14:09.960
6		2:12.553	36.246	39.549	56.758	232.7	14:16:22.513
7		2:11.361	36.053	39.298	56.010	231.7	14:18:33.874
8		2:10.484	36.037	39.272	55.175	232.2	14:20:44.358
9		2:20.586 P	36.331	39.709	1:04.546	232.2	14:23:04.944
10		7:43.552	6:05.340	39.661	58.551	136.7	14:30:48.496
11		2:11.140	36.433	39.357	55.350	229.7	14:32:59.636
12		2:10.685	36.162	39.138	55.385	231.2	14:35:10.321
13		2:10.646	36.208	39.152	55.286	231.7	14:37:20.967
14		2:24.123 P	38.626	41.504	1:03.993	231.2	14:39:45.090
15		4:59.687	3:13.860	43.490	1:02.337	116.5	14:44:44.777
16		2:21.447	38.664	41.958	1:00.825	221.3	14:47:06.224
17		2:18.902	38.074	40.924	59.904	229.2	14:49:25.126
18		2:19.089	38.042	40.876	1:00.171	229.7	14:51:44.215
19		2:19.383	37.847	41.878	59.658	230.7	14:54:03.598
20		2:18.033	37.701	40.813	59.519	231.2	14:56:21.631
21		2:40.501 P	37.734	43.449	1:19.318	230.2	14:59:02.132

28

1 Dino Zamparelli Porsche 911 GT3 Cup gen 2
 PROAM 2 Jan Klingenberg J. Morcillo / E2P Racing

Lap	D	Time	Sector 1	Sector 2	Sector 3	T. Spd	Elapsed
1		14:00:25.730 P			14:00:25.730		14:00:25.730
2		3:02.183	1:10.572	47.316	1:04.295	86.8	14:03:27.913
3		2:21.199	40.532	41.217	59.450	178.5	14:05:49.112
4		4:17.688 P	37.776	40.528	2:59.384	225.9	14:10:06.800
5		2:31.275	54.199	40.130	56.946	130.5	14:12:38.075
6		2:12.375	36.703	39.421	56.251	228.8	14:14:50.450
7		2:14.848	36.179	39.682	58.987	229.7	14:17:05.298
8		2:11.193	36.165	39.487	55.541	229.2	14:19:16.491
9		5:05.156 P	37.114	40.070	3:47.972	229.2	14:24:21.647
10		2:40.884	59.031	41.905	59.948	122.5	14:27:02.531
11		2:21.191	38.988	41.044	1:01.159	227.8	14:29:23.722
12		2:19.795	37.815	40.932	1:01.048	228.8	14:31:43.517
13		2:17.222	38.013	40.964	58.245	225.0	14:34:00.739
14		2:16.935	37.964	40.610	58.361	227.3	14:36:17.674
15		2:18.282	38.261	40.817	59.204	228.8	14:38:35.956
16		2:16.163	37.676	40.255	58.232	230.2	14:40:52.119
17		5:50.760 P	37.497	40.352	4:32.911	229.2	14:46:42.879
18		2:37.937	58.190	40.973	58.774	125.7	14:49:20.816
19		2:16.683	37.512	40.563	58.608	228.3	14:51:37.499
20		2:17.616	37.823	40.794	58.999	228.8	14:53:55.115
21		2:20.425	39.007	41.439	59.979	227.8	14:56:15.540
22		2:17.883	38.185	40.819	58.879	230.2	14:58:33.423
23			37.590	40.750		229.2	

66

1 Andrzej Lewandowski Lamborghini Huracan Super Trofeo Evo
 AM 2 Vincenzo Sospiri Racing

Lap	D	Time	Sector 1	Sector 2	Sector 3	T. Spd	Elapsed
1		14:03:15.597 P			14:03:15.597		14:03:15.597
2		4:05.829	2:24.209	42.594	59.026	127.0	14:07:21.426
3		2:14.284	37.441	39.855	56.988	228.8	14:09:35.710
4		2:12.268	36.556	39.719	55.993	228.8	14:11:47.978
5		2:13.177	37.436	39.686	56.055	223.6	14:14:01.155
6		2:10.723	36.364	38.860	55.499	231.7	14:16:11.878
7		2:14.348	36.652	39.794	57.902	230.2	14:18:26.226
8		2:12.030	36.092	39.179	56.759	230.2	14:20:38.256
9		29:00.451 P	36.089	38.963	27:45.399	230.2	14:49:38.707
10		2:39.932	1:02.805	39.957	57.170	118.8	14:52:18.639
11		2:12.330	36.749	39.647	55.934	229.2	14:54:30.969
12		2:11.298	36.324	39.239	55.735	227.8	14:56:42.267
13		2:11.266	36.199	39.077	55.990	226.4	14:58:53.533
14			35.946	39.012		228.8	





Paul Ricard
GT Cup Open Europe
Private test - 1
Lap Analysis



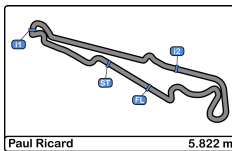
191

1 Rodrigue Gillion Aston Martin Vantage

PROAM 2 Nico Verdonck PROsport Racing

Lap	D	Time	Sector 1	Sector 2	Sector 3	T. Spd	Elapsed
1		14:24:24.104 P			14:24:24.104		14:24:24.104
2		3:00.668	1:10.030	45.664	1:04.974	118.0	14:27:24.772
3		4:24.416 P	39.962	44.093	3:00.361	228.8	14:31:49.188
4		2:41.933	57.453	43.082	1:01.398	138.2	14:34:31.121
5		2:18.156	38.427	41.396	58.333	229.7	14:36:49.277
6		2:15.956	37.615	40.866	57.475	232.7	14:39:05.233
7		2:14.216	36.914	40.194	57.108	232.7	14:41:19.449
8		2:15.764	37.350	40.614	57.800	229.7	14:43:35.213
9		4:13.253 P	37.297	40.496	2:55.460	231.7	14:47:48.466
10		2:34.486	54.186	42.646	57.654	138.8	14:50:22.952
11		2:12.012	36.618	39.112	56.282	230.7	14:52:34.964
12		<u>2:11.031</u>	<u>36.010</u>	<u>39.011</u>	<u>56.010</u>	232.7	14:54:45.995
13		2:11.778	36.398	39.311	56.069	231.2	14:56:57.773
14			37.169	40.430		231.2	



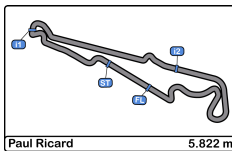


Paul Ricard
GT Cup Open Europe
Private test - 1
Best Sectors Results



Sector - 1				Sector - 2				Sector - 3				Ideal Lap vs Best Lap				
Clas	Nº	Driver	Time	Nº	Driver	Time	Nº	Driver	Time	Clas	Nº	Driver	Ideal Lap	Best Lap	Clas	
1	24	Blazek - Lisowski	35.673	66	Andrzej Lewandowski	38.860	24	Blazek - Lisowski	54.857	1	24	Blazek - Lisowski	2:09.482	2:09.553	1	
2	66	Andrzej Lewandowski	35.946	24	Blazek - Lisowski	38.952	26	Darmetko - Janosz	55.175	2	66	Andrzej Lewandowski	2:10.305	2:10.723	3	
3	191	Gillion - Verdonck	36.010	191	Gillion - Verdonck	39.011	66	Andrzej Lewandowski	55.499	3	26	Darmetko - Janosz	2:10.350	2:10.484	2	
4	26	Darmetko - Janosz	36.037	26	Darmetko - Janosz	39.138	28	Zamparelli - Klingelberg	55.541	4	191	Gillion - Verdonck	2:11.031	2:11.031	4	
5	28	Zamparelli - Klingelberg	36.165	28	Zamparelli - Klingelberg	39.421	191	Gillion - Verdonck	56.010	5	28	Zamparelli - Klingelberg	2:11.127	2:11.193	5	



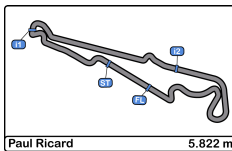


Paul Ricard
GT Cup Open Europe
Private test - 1
Best 5 Lap Times



Cl	N°	Entrant/Team	Nat	Driver 1	Nat	Status	Driver 2	Nat	Status	Vehicle	Cat	Cl	Best 1		Best 2		Best 3		Best 4		Best 5	
													Time	Lap	Time	Lap	Time	Lap	Time	Lap	Time	Lap
1	24	A&P Racing Team PTT Tech Support		Maciej Blazek			Mateusz Lisowski			Porsche 991 GT3 Cup gen 2	PROAM	1	2:09.553	9	2:10.060	8	2:10.759	4	2:10.990	5	2:11.404	3
2	26	Q1 by EMG Motorsport		Maciej Darmetko			Artur Janosz			Porsche 911 GT3 Cup gen 2	PROAM	2	2:10.484	8	2:10.646	13	2:10.685	12	2:11.140	11	2:11.361	7
3	66	Vincenzo Sospiri Racing		Andrzej Lewandowski						Lamborghini Huracan Super Trofeo	AM	1	2:10.723	6	2:11.266	13	2:11.298	12	2:12.030	8	2:12.268	4
4	191	PROsport Racing		Rodrigue Gillion			Nico Verdonck			Aston Martin Vantage	PROAM	3	2:11.031	12	2:11.778	13	2:12.012	11	2:14.216	7	2:15.764	8
5	28	J. Morcillo / E2P Racing		Dino Zamparelli			Jan Klingenberg			Porsche 911 GT3 Cup gen 2	PROAM	4	2:11.193	8	2:12.375	6	2:14.848	7	2:16.163	16	2:16.683	19





Paul Ricard
GT Cup Open Europe
Private test - 1
Best 5 Top Speeds



Paul Ricard 5.822 m.

Cl	N°	Entrant/Team	Nat	Driver 1	Nat	Driver 2	Nat	Vehicle	Cat	Cl	Top 1		Top 2		Top 3		Top 4		Top 5		Avg
											Km/h	Lap	Km/h	Lap	Km/h	Lap	Km/h	Lap	Km/h	Lap	
1	26	Q1 by EMG Motorsport		Maciej Darmetko		Artur Janosz		Porsche 911 GT3 Cup gen 2	PROAM	1	232.7	6	232.2	8	232.2	9	231.7	7	231.7	13	232.1
2	191	PROsport Racing		Rodrigue Gillion		Nico Verdonck		Aston Martin Vantage	PROAM	2	232.7	6	232.7	7	232.7	12	231.7	9	231.2	13	232.2
3	66	Vincenzo Sospiri Racing		Andrzej Lewandowski				Lamborghini Huracan Super Trofeo	AM	1	231.7	6	230.2	7	230.2	8	230.2	9	229.2	11	230.3
4	28	J. Morcillo / E2P Racing		Dino Zamparelli		Jan Klingelberg		Porsche 911 GT3 Cup gen 2	PROAM	3	230.2	16	230.2	22	229.7	7	229.2	8	229.2	9	229.7
5	24	A&P Racing Team PTT Tech Support		Maciej Blazek		Mateusz Lisowski		Porsche 991 GT3 Cup gen 2	PROAM	4	228.8	14	228.8	15	228.3	8	227.8	13	227.3	5	228.2





Paul Ricard
GT Cup Open Europe
Private test - 1
Fastest Laps Sequence



Lap	Time of Day	Session Time	N°	Entrant/Team	Nat	Driver 1	Nat	Driver 2	Nat	Vehicle	Cat	Time	Km/h
2	14:03:27.913	3:27.913	28	J. Morcillo / E2P Racing		Dino Zamparelli		Jan Klingelberg		Porsche 911 GT3 Cup gen 2	PROAM	3:02.183	115.0
3	14:05:49.112	5:49.112	28	J. Morcillo / E2P Racing		Dino Zamparelli		Jan Klingelberg		Porsche 911 GT3 Cup gen 2	PROAM	2:21.199	148.4
3	14:09:35.710	9:35.710	66	Vincenzo Sospiri Racing		Andrzej Lewandowski				Lamborghini Huracan Super Trofeo Evo	AM	2:14.284	156.0
4	14:11:47.978	11:47.978	66	Vincenzo Sospiri Racing		Andrzej Lewandowski				Lamborghini Huracan Super Trofeo Evo	AM	2:12.268	158.4
4	14:11:58.316	11:58.316	26	Q1 by EMG Motorsport		Maciej Darmetko		Artur Janosz		Porsche 911 GT3 Cup gen 2	PROAM	2:11.720	159.1
5	14:14:09.960	14:09.960	26	Q1 by EMG Motorsport		Maciej Darmetko		Artur Janosz		Porsche 911 GT3 Cup gen 2	PROAM	2:11.644	159.2
6	14:16:11.878	16:11.878	66	Vincenzo Sospiri Racing		Andrzej Lewandowski				Lamborghini Huracan Super Trofeo Evo	AM	2:10.723	160.3
8	14:20:44.358	20:44.358	26	Q1 by EMG Motorsport		Maciej Darmetko		Artur Janosz		Porsche 911 GT3 Cup gen 2	PROAM	2:10.484	160.6
8	14:41:06.865	41:06.865	24	A&P Racing Team PTT Tech Support		Maciej Blazek		Mateusz Lisowski		Porsche 991 GT3 Cup gen 2	PROAM	2:10.060	161.1
9	14:43:16.418	43:16.418	24	A&P Racing Team PTT Tech Support		Maciej Blazek		Mateusz Lisowski		Porsche 991 GT3 Cup gen 2	PROAM	2:09.553	161.7





Paul Ricard
GT Cup Open Europe
Private test - 1
Event Best Maximum Speed



N°	Entrant/Team	Nat	Driver 1	Nat	Driver 2	Nat	Vehicle	Cat	Km/h	Session
26	Q1 by EMG Motorsport		Maciej Darmetko		Artur Janosz		Porsche 911 GT3 Cup gen 2	PROAM	232.7	Private test - 1
191	PROsport Racing		Rodrigue Gillion		Nico Verdonck		Aston Martin Vantage	PROAM	232.7	Private test - 1
66	Vincenzo Sospiri Racing		Andrzej Lewandowski				Lamborghini Huracan Super Trofeo Evo	AM	231.7	Private test - 1
28	J. Morcillo / E2P Racing		Dino Zamparelli		Jan Klingelberg		Porsche 911 GT3 Cup gen 2	PROAM	230.2	Private test - 1
24	A&P Racing Team PTT Tech Support		Maciej Blazek		Mateusz Lisowski		Porsche 991 GT3 Cup gen 2	PROAM	228.8	Private test - 1





Paul Ricard
GT Cup Open Europe
Private test - 1
Pit Stop Analysis



24

Maciej Blazek PROAM A&P Racing Team PTT Tech Support
 Mateusz Lisowski Porsche 991 GT3 Cup gen 2

Nr.	In Day Time	In Time	Out Time	Pit Time	T. Pit Time	Handicap	Penalty
1	14:32:34.209	14:32:34.209	14:36:35.743	4:01.534	4:01.534		
2	14:45:24.785	14:45:24.785	14:49:37.303	4:12.518	8:14.052		

26

Maciej Darmetko PROAM Q1 by EMG Motorsport
 Artur Janosz Porsche 911 GT3 Cup gen 2

Nr.	In Day Time	In Time	Out Time	Pit Time	T. Pit Time	Handicap	Penalty
1	14:04:03.278	14:04:03.278	14:05:17.280	1:14.002	1:14.002		
2	14:39:36.553	14:39:36.553	14:42:16.530	2:39.977	3:53.979		

28

Dino Zamparelli PROAM J. Morcillo / E2P Racing
 Jan Klingelberg Porsche 911 GT3 Cup gen 2

Nr.	In Day Time	In Time	Out Time	Pit Time	T. Pit Time	Handicap	Penalty
1	14:43:11.745	14:43:11.745	14:47:03.335	3:51.590	3:51.590		

66

Andrzej Lewandowski AM Vincenzo Sospiri Racing
 Lamborghini Huracan Super Trofeo Evo

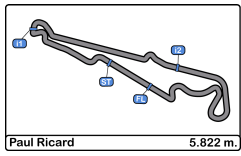
Nr.	In Day Time	In Time	Out Time	Pit Time	T. Pit Time	Handicap	Penalty
1	14:22:53.364	14:22:53.364	14:50:03.314	27:09.950	27:09.950		

191

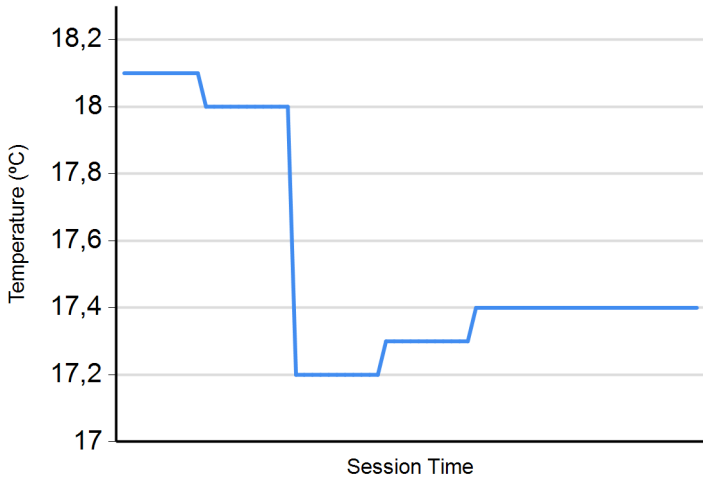
Rodrigue Gillion PROAM PROsport Racing
 Nico Verdonck Aston Martin Vantage

Nr.	In Day Time	In Time	Out Time	Pit Time	T. Pit Time	Handicap	Penalty
1	14:45:49.016	14:45:49.016	14:48:05.729	2:16.713	2:16.713		

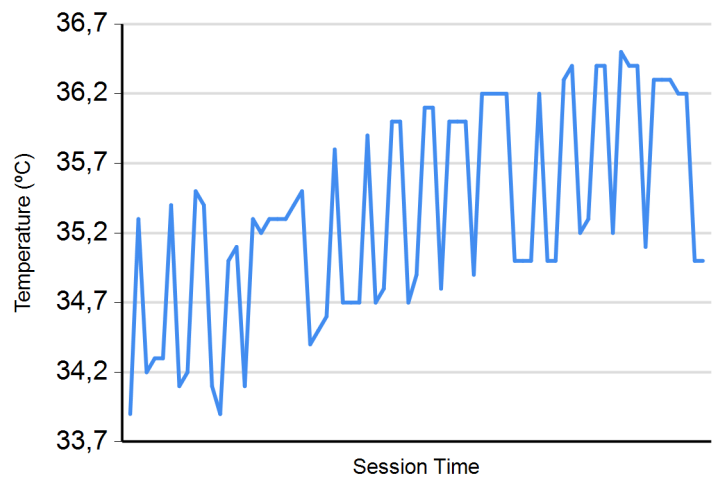




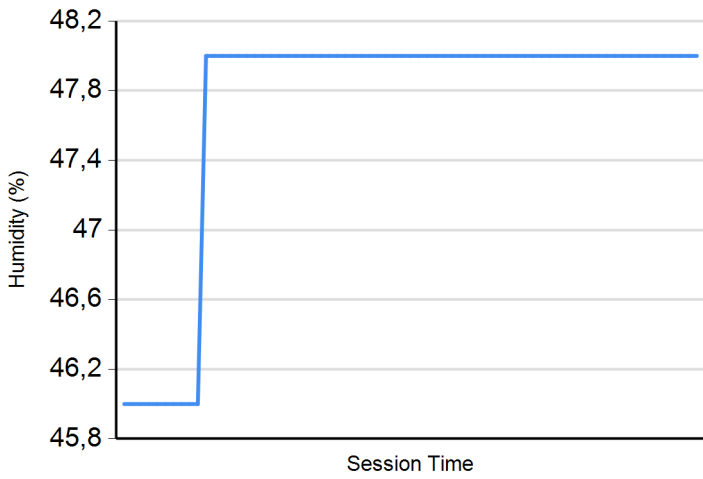
Air Temperature



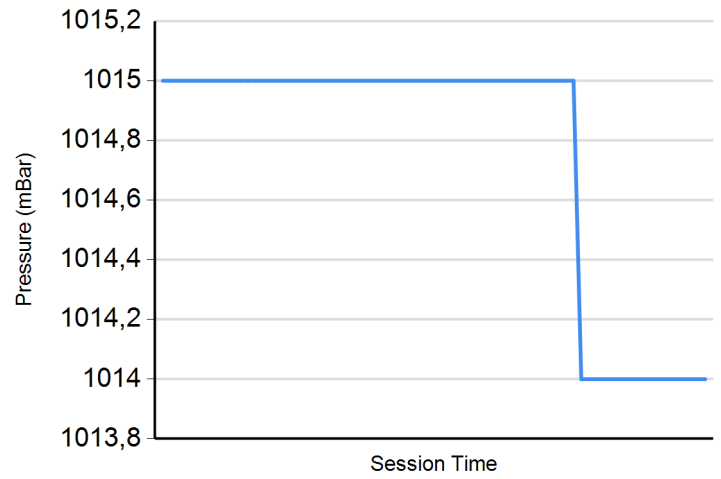
Track Temperature



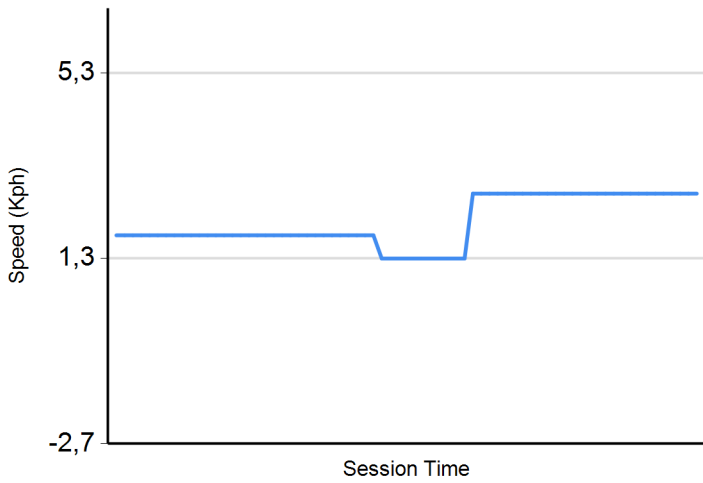
Humidity



Pressure



Wind Speed



Wind direction

North = 0°/360° Est = 90° South = 180° West = 270°

