

Paul Ricard
GT Cup Open Europe
Free Practice - 3
Provisional Results



Paul Ricard 5.822 m.

Cls	N°	Entrant/Team	Nat	Driver 1	Nat	Driver 2	Nat	Vehicle	Cat	Cls	Laps	Best	Time	Gap	Interval	Km/h
1	24	A&P Racing Team PTT Tech Support		Maciej Blazek		Mateusz Lisowski		Porsche 991 GT3 Cup gen 2	PROAM	1	22	13	2:10.029			161.1
2	26	Q1 by EMG Motorsport		Maciej Darmetko		Artur Janosz		Porsche 911 GT3 Cup gen 2	PROAM	2	14	3	2:11.185	1.156	1.156	159.7
3	100	Alda Motorsport		Jakub Dwernicki		Jan Antoszewski		Porsche 911 GT3 Cup gen 2	PROAM	3	21	20	2:11.464	1.435	0.279	159.4
4	12	AKM Motorsport		Glauco Solieri				Lamborghini Huracan Super Trofeo Evo	AM	1	13	12	2:11.682	1.653	0.218	159.1
5	66	Vincenzo Sospiri Racing		Andrzej Lewandowski				Lamborghini Huracan Super Trofeo Evo	AM	2	7	5	2:11.922	1.893	0.240	158.8
6	28	J. Morcillo / E2P Racing		Dino Zamparelli		Jan Klingelberg		Porsche 911 GT3 Cup gen 2	PROAM	4	14	13	2:12.536	2.507	0.614	158.1
7	191	PROsport Racing		Rodrigue Gillion		Nico Verdonck		Aston Martin Vantage	PROAM	5	17	7	2:12.538	2.509	0.002	158.1
8	44	Eugenio Pisani		Eugenio Pisani		Stefano Bozzoni		Porsche 911 GT3 Cup gen 1	PROAM	6	22	21	2:13.083	3.054	0.545	157.4
9	190	Three Sixty Racing Team		Fernando Navarrete		Fernando Navarrete jr		Porsche 911 GT3 Cup gen 1	AM	3	20	5	2:13.128	3.099	0.045	157.4
10	32	Three Sixty Racing Team		Fernando Fortes				Porsche 911 GT3 Cup gen 2	AM	4	12	6	2:13.231	3.202	0.103	157.3
11	27	Three Sixty Racing Team		Marcio Mauro		Oscar Aristot		Porsche 911 GT3 Cup gen 2	AM	5	19	11	2:15.476	5.447	2.245	154.7
12	126	Three Sixty Racing Team		Albert Estragués				Transam Euro Ford Mustang 2018	AM	6	2	2	2:55.508	45.479	40.032	119.4

Published at:.....

Track Temp: 37.0 °C Air Temp: 18.2 °C Humidity: 38 % Track Status: DRY

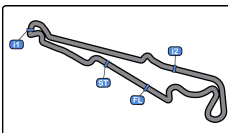
Stewards:

Race Director:

Timekeeper: Luis Angel Garcia Nuñez

JOB/I-0020-ESP





Paul Ricard
GT Cup Open Europe
Free Practice - 3



Provisional Results by Class

Paul Ricard 5.822 m

Cls	N°	Entrant/Team	Nat	Driver 1	Nat	Driver 2	Nat	Vehicle	Cat	Cls	Laps	Best	Time	Gap	Interval	Km/h
PROAM																
1	24	A&P Racing Team PTT Tech Support	POL	Maciej Blazek	POL	Mateusz Lisowski	POL	Porsche 991 GT3 Cup gen 2	PROAM	1	22	13	2:10.029			161.1
2	26	Q1 by EMG Motorsport	BEL	Maciej Darmetko	POL	Artur Janosz	POL	Porsche 911 GT3 Cup gen 2	PROAM	2	14	3	2:11.185	1.156	1.156	159.7
3	100	Alda Motorsport	POL	Jakub Dwernicki	POL	Jan Antoszewski	POL	Porsche 911 GT3 Cup gen 2	PROAM	3	21	20	2:11.464	1.435	0.279	159.4
4	28	J. Morcillo / E2P Racing	ESP	Dino Zamparelli	GBR	Jan Klingelberg	CHE	Porsche 911 GT3 Cup gen 2	PROAM	4	14	13	2:12.536	2.507	1.072	158.1
5	191	PROsport Racing	DEU	Rodrigue Gillion	BEL	Nico Verdonck	BEL	Aston Martin Vantage	PROAM	5	17	7	2:12.538	2.509	0.002	158.1
6	44	Eugenio Pisani	ITA	Eugenio Pisani	ITA	Stefano Bozzoni	ITA	Porsche 911 GT3 Cup gen 1	PROAM	6	22	21	2:13.083	3.054	0.545	157.4
AM																
1	12	AKM Motorsport	BAR	Glauco Solieri	ITA			Lamborghini Huracan Super Trofeo Evo	AM	1	13	12	2:11.682			159.1
2	66	Vincenzo Sospiri Racing	ITA	Andrzej Lewandowski	POL			Lamborghini Huracan Super Trofeo Evo	AM	2	7	5	2:11.922	0.240	0.240	158.8
3	190	Three Sixty Racing Team	AND	Fernando Navarrete	ESP	Fernando Navarrete jr	ESP	Porsche 911 GT3 Cup gen 1	AM	3	20	5	2:13.128	1.446	1.206	157.4
4	32	Three Sixty Racing Team	AND	Fernando Fortes	BRA			Porsche 911 GT3 Cup gen 2	AM	4	12	6	2:13.231	1.549	0.103	157.3
5	27	Three Sixty Racing Team	AND	Marcio Mauro	BRA	Oscar Aristot	AND	Porsche 911 GT3 Cup gen 2	AM	5	19	11	2:15.476	3.794	2.245	154.7
6	126	Three Sixty Racing Team	AND	Albert Estragués	ESP			Transam Euro Ford Mustang 2018	AM	6	2	2	2:55.508	43.826	40.032	119.4

Published at:.....

Track Temp: 37.0 °C Air Temp: 18.2 °C Humidity: 38 % Track Status: DRY

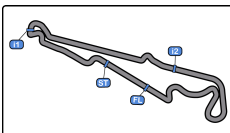
Stewards:

Race Director:

Timekeeper: Luis Angel Garcia Nuñez

JOB/I-0020-ESP





Paul Ricard
GT Cup Open Europe
Free Practice - 3



Provisional Results by Category

Paul Ricard 5.822 m.

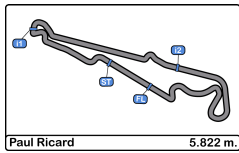
Cls	N°	Entrant/Team	Nat	Driver 1	Nat	Driver 2	Nat	Vehicle	Cat	Cls	Laps	Best	Time	Gap	Interval	Km/h
GT Open Cup Europe																
1	24	A&P Racing Team PTT Tech Support	POL	Maciej Blazek	POL	Mateusz Lisowski	POL	Porsche 991 GT3 Cup gen 2	PROAM	1	22	13	2:10.029			161.1
2	26	Q1 by EMG Motorsport	BEL	Maciej Darmetko	POL	Artur Janosz	POL	Porsche 911 GT3 Cup gen 2	PROAM	2	14	3	2:11.185	1.156	1.156	159.7
3	100	Alda Motorsport	POL	Jakub Dwernicki	POL	Jan Antoszewski	POL	Porsche 911 GT3 Cup gen 2	PROAM	3	21	20	2:11.464	1.435	0.279	159.4
4	12	AKM Motorsport	SMR	Glauco Solieri	ITA			Lamborghini Huracan Super Trofeo Evo	AM	1	13	12	2:11.682	1.653	0.218	159.1
5	66	Vincenzo Sospiri Racing	ITA	Andrzej Lewandowski	POL			Lamborghini Huracan Super Trofeo Evo	AM	2	7	5	2:11.922	1.893	0.240	158.8
6	28	J. Morcillo / E2P Racing	ESP	Dino Zamparelli	GBR	Jan Klingelberg	CHE	Porsche 911 GT3 Cup gen 2	PROAM	4	14	13	2:12.536	2.507	0.614	158.1
7	191	PROsport Racing	DEU	Rodrigue Gillion	BEL	Nico Verdonck	BEL	Aston Martin Vantage	PROAM	5	17	7	2:12.538	2.509	0.002	158.1
8	44	Eugenio Pisani	ITA	Eugenio Pisani	ITA	Stefano Bozzoni	ITA	Porsche 911 GT3 Cup gen 1	PROAM	6	22	21	2:13.083	3.054	0.545	157.4
9	190	Three Sixty Racing Team	AND	Fernando Navarrete	ESP	Fernando Navarrete jr	ESP	Porsche 911 GT3 Cup gen 1	AM	3	20	5	2:13.128	3.099	0.045	157.4
10	32	Three Sixty Racing Team	AND	Fernando Fortes	BRA			Porsche 911 GT3 Cup gen 2	AM	4	12	6	2:13.231	3.202	0.103	157.3
11	27	Three Sixty Racing Team	AND	Marcio Mauro	BRA	Oscar Aristot	AND	Porsche 911 GT3 Cup gen 2	AM	5	19	11	2:15.476	5.447	2.245	154.7
12	126	Three Sixty Racing Team	AND	Albert Estragués	ESP			Transam Euro Ford Mustang 2018	AM	6	2	2	2:55.508	45.479	40.032	119.4

Published at:.....

Track Temp: 37.0 °C Air Temp: 18.2 °C Humidity: 38 % Track Status: DRY

Stewards:	Race Director:	Timekeeper: Luis Angel García Nuñez JOB/I-0020-ESP
------------------	-----------------------	--





Paul Ricard
GT Cup Open Europe
Free Practice - 3
Lap Analysis



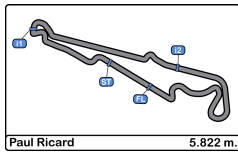
12	1	Glauco Solieri	Lamborghini Huracan Super Trofeo Evo	26	1	Maciej Darmetko	Porsche 911 GT3 Cup gen 2
AM	2		AKM Motorsport	PROAM	2	Artur Janosz	Q1 by EMG Motorsport

Lap D	Time	Sector 1	Sector 2	Sector 3	T. Spd	Elapsed	Lap D	Time	Sector 1	Sector 2	Sector 3	T. Spd	Elapsed
1	15:00:49.588	14:59:05.667	44.021	59.900	113.5	15:00:49.588	1	14:58:22.857	14:56:44.789	40.892	57.176	132.6	14:58:22.857
2	2:14.500	37.678	40.273	56.549	228.3	15:03:04.088	2	2:12.600	37.015	39.767	55.818	228.8	15:00:35.457
3	2:14.538	37.132	39.826	57.580	229.2	15:05:18.626	3	2:11.185	36.225	39.694	55.266	229.2	15:02:46.642
4	2:13.706	36.951	39.970	56.785	211.3	15:07:32.332	4	2:22.356 P	35.791	39.360	1:07.205	229.7	15:05:08.998
5	2:13.702	37.102	39.942	56.658	228.8	15:09:46.034	5	5:59.397	4:20.865	40.620	57.912	144.1	15:11:08.395
6	2:37.947 P	36.885	41.154	1:19.908	230.2	15:12:23.981	6	2:14.773	37.470	39.791	57.512	229.2	15:13:23.168
7	9:01.666	7:23.278	41.405	56.983	81.9	15:21:25.647	7	2:14.783	37.145	39.831	57.807	227.8	15:15:37.951
8	2:13.413	37.362	40.193	55.858	227.8	15:23:39.060	8	2:14.498	37.437	40.038	57.023	228.8	15:17:52.449
9	2:36.854 P	37.623	40.167	1:19.064	231.2	15:26:15.914	9	2:15.125	37.784	40.389	56.952	210.9	15:20:07.574
10	4:15.598	2:38.949	40.220	56.429	127.2	15:30:31.512	10	2:24.068 P	38.351	40.455	1:05.262	228.3	15:22:31.642
11	2:12.670	36.762	39.632	56.276	229.7	15:32:44.182	11	20:33.020	18:55.989	40.148	56.883	144.3	15:43:04.662
12	2:11.682	36.050	39.335	56.297	228.8	15:34:55.864	12	2:18.876	38.336	40.320	1:00.220	227.8	15:45:23.538
13	2:46.255 P	40.029	40.915	1:25.311	228.3	15:37:42.119	13	2:23.280	43.287	42.779	57.214	230.7	15:47:46.818

24	1	Maciej Blazek	Porsche 991 GT3 Cup gen 2	27	1	Marcio Mauro	Porsche 911 GT3 Cup gen 2
PROAM	2	Mateusz Lisowski	A&P Racing Team PTT Tech Support	AM	2	Oscar Aristot	Three Sixty Racing Team

Lap D	Time	Sector 1	Sector 2	Sector 3	T. Spd	Elapsed	Lap D	Time	Sector 1	Sector 2	Sector 3	T. Spd	Elapsed
1	14:58:54.977	14:56:55.591	57.357	1:02.029	119.0	14:58:54.977	1	15:00:53.264	14:58:56.548	57.099	59.617	101.2	15:00:53.264
2	2:13.301	36.887	39.759	56.655	227.3	15:01:08.278	2	2:15.551	37.813	40.511	57.227	222.6	15:03:08.815
3	2:12.625	36.644	39.454	56.527	228.3	15:03:20.903	3	2:15.909	36.952	40.073	58.884	226.4	15:05:24.724
4	7:09.986 P	36.609	40.273	5:53.104	228.3	15:10:30.889	4	2:16.398	37.374	40.341	58.683	225.4	15:07:41.122
5	2:29.927	53.427	39.985	56.515	136.8	15:13:00.816	5	2:18.103	37.966	40.682	59.455	224.0	15:09:59.225
6	2:12.246	36.402	39.347	56.497	228.8	15:15:13.062	6	2:16.431	38.419	40.218	57.794	223.6	15:12:15.656
7	2:12.455	36.507	39.216	56.732	228.8	15:17:25.517	7	2:16.727	37.992	40.572	58.163	224.5	15:14:32.383
8	3:44.227 P	36.796	39.669	2:27.762	228.8	15:21:09.744	8	2:15.979	37.859	40.512	57.608	226.4	15:16:48.362
9	2:28.577	53.675	39.312	55.590	114.0	15:23:38.321	9	2:17.152	38.242	40.288	58.622	225.9	15:19:05.514
10	2:10.710	35.987	39.137	55.586	229.7	15:25:49.031	10	2:16.384	37.676	40.390	58.318	226.4	15:21:21.898
11	2:10.619	35.788	39.033	55.798	230.2	15:27:59.650	11	2:15.476	37.869	40.059	57.548	225.0	15:23:37.374
12	2:10.542	35.673	39.163	55.706	230.2	15:30:10.192	12	13:07.079 P	38.745	41.608	11:46.726	224.5	15:36:44.453
13	2:10.029	35.564	39.056	55.409	230.7	15:32:20.221	13	2:47.072	1:02.643	43.517	1:00.912	88.6	15:39:31.525
14	2:10.471	35.734	39.091	55.646	229.2	15:34:30.692	14	2:21.951	39.446	42.755	59.750	223.6	15:41:53.476
15	3:23.305 P	36.763	38.986	2:07.556	231.7	15:37:53.997	15	2:19.415	38.763	41.969	58.683	225.4	15:44:12.891
16	2:29.905	52.768	40.284	56.853	139.8	15:40:23.902	16	2:18.452	38.471	41.698	58.283	226.8	15:46:31.343
17	2:13.409	36.412	39.907	57.090	228.3	15:42:37.311	17	2:17.828	38.737	41.160	57.931	227.8	15:48:49.171
18	2:12.889	36.586	39.676	56.627	229.7	15:44:50.200	18	4:55.188 P	41.481	43.721	3:29.986	177.0	15:53:44.359
19	2:12.639	36.723	39.599	56.317	229.7	15:47:02.839	19	2:39.666	56.331	41.770	1:01.565	131.3	15:56:24.025
20	6:10.439 P	36.720	39.693	4:54.026	230.2	15:53:13.278	20		39.102	43.131		224.5	
21	2:29.857	53.109	39.919	56.829	138.4	15:55:43.135							
22	2:12.690	36.668	39.430	56.592	230.7	15:57:55.825							
23		39.250	47.648		187.1								





Paul Ricard
GT Cup Open Europe
Free Practice - 3
Lap Analysis



28 1 Dino Zamparelli Porsche 911 GT3 Cup gen 2

44 1 Eugenio Pisani Porsche 911 GT3 Cup gen 1

Lap	D	Time	Sector 1	Sector 2	Sector 3	T. Spd	Elapsed
1		14:58:43.260	14:56:56.087	44.834	1:02.339	123.0	14:58:43.260
2		2:16.449	37.870	41.302	57.277	226.8	15:00:59.709
3		2:16.458	39.305	40.239	56.914	226.4	15:03:16.167
4		2:14.423	36.860	40.743	56.820	228.3	15:05:30.590
5		2:14.422	36.907	40.260	57.255	228.8	15:07:45.012
6		2:14.859	38.437	39.731	56.691	229.2	15:09:59.871
7		2:17.847	38.080	40.546	59.221	230.7	15:12:17.718
8		22:09.615 P	36.940	1:10.720	20:21.955	228.8	15:34:27.333
9		2:50.610	1:02.077	46.255	1:02.278	118.2	15:37:17.943
10		2:16.255	38.084	40.715	57.456	225.4	15:39:34.198
11		2:15.936	37.171	41.047	56.818	227.8	15:41:49.234
12		2:13.372	36.952	39.793	56.627	228.3	15:44:02.606
13		2:12.536	36.672	39.541	56.323	229.7	15:46:15.142
14		2:16.781	39.246	40.244	57.291	213.4	15:48:31.923
15			40.617	48.119		228.8	

Lap	D	Time	Sector 1	Sector 2	Sector 3	T. Spd	Elapsed
1		15:00:28.973	14:58:37.075	47.180	1:04.718	93.8	15:00:28.973
2		2:27.602	39.948	44.312	1:03.342	219.0	15:02:56.575
3		2:30.349	39.953	42.670	1:07.726	214.2	15:05:26.924
4		2:23.292	39.208	43.091	1:00.993	220.8	15:07:50.216
5		2:22.721	39.390	42.547	1:00.784	224.0	15:10:12.937
6		2:31.718 P	39.051	42.440	1:10.227	222.2	15:12:44.655
7		4:33.175	2:50.601	42.671	59.903	148.5	15:17:17.830
8		2:25.346	40.572	44.746	1:00.028	213.0	15:19:43.176
9		2:21.258	40.071	41.637	59.550	222.2	15:22:04.434
10		2:26.364	38.871	42.460	1:05.033	223.1	15:24:30.798
11		2:23.333	39.912	42.526	1:00.895	190.1	15:26:54.131
12		2:22.819	39.909	42.663	1:00.247	224.0	15:29:16.950
13		2:21.526	39.172	42.156	1:00.198	225.0	15:31:38.476
14		2:22.563	39.275	42.507	1:00.781	224.0	15:34:01.039
15		2:32.953 P	40.135	44.278	1:08.540	224.5	15:36:33.992

32 1 Fernando Fortes Porsche 911 GT3 Cup gen 2

66 1 Andrzej Lewandowski Lamborghini Huracan Super Trofeo Evo

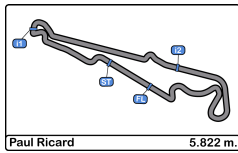
Lap	D	Time	Sector 1	Sector 2	Sector 3	T. Spd	Elapsed
1		15:00:16.123 P			15:00:16.123		15:00:16.123
2		2:50.178	1:03.232	46.849	1:00.097	77.5	15:03:06.301
3		5:16.961 P	38.589	39.891	3:58.481	223.1	15:08:23.262
4		2:33.712	56.499	40.323	56.890	74.5	15:10:56.974
5		2:13.312	37.000	40.155	56.157	225.4	15:13:10.286
6		2:13.231	36.690	39.927	56.614	225.9	15:15:23.517
7		2:13.405	36.859	40.065	56.481	225.4	15:17:36.922
8		2:14.232	37.018	40.522	56.692	226.4	15:19:51.154
9		7:40.421 P	38.374	40.999	6:21.048	217.3	15:27:31.575
10		2:30.302	53.221	40.754	56.327	138.9	15:30:01.877
11		2:14.125	36.900	39.894	57.331	226.4	15:32:16.002
12		2:14.130	37.148	40.166	56.816	224.0	15:34:30.132
13			40.689	43.252		227.8	

Lap	D	Time	Sector 1	Sector 2	Sector 3	T. Spd	Elapsed
16		5:52.830	4:10.819	42.721	59.290	101.9	15:42:26.822
17		2:15.901	37.372	40.970	57.559	224.0	15:44:42.723
18		2:13.558	36.856	39.777	56.925	225.4	15:46:56.281
19		2:35.006 P	39.435	41.678	1:13.893	225.0	15:49:31.287
20		6:05.602	4:28.739	40.116	56.747	133.6	15:55:36.889
21		2:13.083	36.653	39.774	56.656	225.9	15:57:49.972
22		2:38.660 P	36.596	45.219	1:16.845	224.0	16:00:28.632

AM 2 Vincenzo Sospiri Racing

Lap	D	Time	Sector 1	Sector 2	Sector 3	T. Spd	Elapsed
1		15:04:18.382 P			15:04:18.382		15:04:18.382
2		6:49.369 P	1:08.560	46.026	4:54.783	89.8	15:11:07.751
3		2:41.838	1:00.984	43.043	57.811	96.4	15:13:49.589
4		2:14.566	36.960	40.472	57.134	223.1	15:16:04.155
5		2:11.922	36.712	39.490	55.720	223.6	15:18:16.077
6		2:14.629	36.826	41.255	56.548	222.2	15:20:30.706
7		5:11.843 P	37.197	41.171	3:53.475	213.0	15:25:42.549
8			56.332	41.417		123.5	





Paul Ricard
GT Cup Open Europe
Free Practice - 3
Lap Analysis

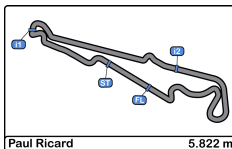


100							191								
1 Jakub Dwernicki			Porsche 911 GT3 Cup gen 2				1 Rodrigue Gillion			Aston Martin Vantage					
PROAM			Alda Motorsport				PROAM			PROsport Racing					
2 Jan Antoszewski							2 Nico Verdonck								
Lap	D	Time	Sector 1	Sector 2	Sector 3	T. Spd	Elapsed	Lap	D	Time	Sector 1	Sector 2	Sector 3	T. Spd	Elapsed
1		14:58:44.449	14:57:04.843	41.356	58.250	132.6	14:58:44.449	1		14:58:42.087	14:56:53.777	44.510	1:03.800	132.6	14:58:42.087
2		2:13.079	37.226	39.530	56.323	230.2	15:00:57.528	2		2:59.902	48.051	46.630	1:25.221	128.7	15:01:41.989
3		2:12.469	36.350	39.230	56.889	230.2	15:03:09.997	3		2:26.516	47.681	41.842	56.993	166.9	15:04:08.505
4		2:22.907 P	37.719	39.569	1:05.619	233.2	15:05:32.904	4		2:12.896	36.664	39.441	56.791	230.7	15:06:21.401
5		7:18.952	5:38.178	41.493	59.281	64.2	15:12:51.856	5		4:44.230 P	37.100	39.973	3:27.157	230.7	15:11:05.631
6		2:26.833 P	37.444	40.457	1:08.932	229.7	15:15:18.689	6		2:34.936	55.629	42.140	57.167	137.9	15:13:40.567
7		4:25.722	2:48.042	40.482	57.198	143.2	15:19:44.411	7		2:12.538	37.028	39.333	56.177	231.7	15:15:53.105
8		2:15.774	37.994	40.050	57.730	230.7	15:22:00.185	8		3:13.902 P	37.028	39.499	1:57.375	231.7	15:19:07.007
9		2:16.762	37.787	40.780	58.195	228.8	15:24:16.947	9		2:35.696	54.327	41.308	1:00.061	137.7	15:21:42.703
10		2:50.795 P	37.611	41.469	1:31.715	230.7	15:27:07.742	10		2:17.760	38.137	41.665	57.958	231.7	15:24:00.463
11		4:20.201	2:44.226	39.806	56.169	130.7	15:31:27.943	11		2:17.574	37.343	41.425	58.806	232.2	15:26:18.037
12		2:15.275	36.355	41.497	57.423	231.2	15:33:43.218	12		2:14.109	36.909	40.329	56.871	233.7	15:28:32.146
13		2:11.876	36.572	39.176	56.128	230.2	15:35:55.094	13		5:59.666 P	37.706	41.473	4:40.487	233.2	15:34:31.812
14		2:12.905	36.441	38.970	56.894	231.2	15:38:07.399	14		8:12.442 P	54.279	40.416	6:37.747	139.1	15:42:44.254
15		2:19.512 P	36.823	39.349	1:03.340	230.2	15:40:26.911	15		2:38.897	55.365	42.733	1:00.799	138.6	15:45:23.151
16		3:42.611	2:05.590	40.643	56.378	132.0	15:44:09.522	16		3:08.485 P	39.121	42.845	1:46.519	231.2	15:48:31.636
17		2:14.394	36.274	39.116	56.001	232.2	15:46:20.913	17		5:08.492 P	56.091	45.371	3:27.030	138.9	15:53:40.128
18		2:20.951 P	36.368	41.235	1:03.348	232.7	15:48:41.864	18			55.315	41.220		139.1	
19		6:57.603	5:22.072	39.325	56.206	135.1	15:55:39.467								
20		2:11.464	36.113	39.177	56.174	232.7	15:57:50.931								
21		2:38.746 P	36.285	45.015	1:17.446	233.2	16:00:29.677								

126							
1 Albert Estragués			Transam Euro Ford Mustang 2018				
AM			Three Sixty Racing Team				
2							
Lap	D	Time	Sector 1	Sector 2	Sector 3	T. Spd	Elapsed
1		15:02:01.992 P			15:02:01.992		15:02:01.992
2		2:55.508	1:08.084	45.983	1:01.441	84.3	15:04:57.500
3			38.986	41.179		227.3	

190							
1 Fernando Navarrete			Porsche 911 GT3 Cup gen 1				
AM			Three Sixty Racing Team				
2 Fernando Navarrete jr							
Lap	D	Time	Sector 1	Sector 2	Sector 3	T. Spd	Elapsed
1		15:00:07.792	14:58:11.740	52.744	1:03.308	100.1	15:00:07.792
2		2:20.301	38.640	42.888	58.773	234.2	15:02:28.093
3		2:14.638	37.443	40.006	57.189	236.3	15:04:42.731
4		2:13.838	37.038	39.643	57.157	235.8	15:06:56.569
5		2:13.128	36.663	39.400	57.065	235.2	15:09:09.697
6		2:30.918 P	41.746	40.866	1:08.306	199.2	15:11:40.615
7		8:48.183	7:01.231	44.118	1:02.834	99.4	15:20:28.798
8		2:33.308	39.835	52.292	1:01.181	232.2	15:23:02.106
9		2:20.342	38.391	41.770	1:00.181	232.7	15:25:22.448
10		2:18.514	37.845	41.079	59.590	234.7	15:27:40.962
11		2:18.570	37.925	40.854	59.791	234.7	15:29:59.532
12		2:17.610	37.800	40.056	59.754	234.2	15:32:17.142
13		2:26.080	37.341	39.726	1:09.013	233.7	15:34:43.222
14		2:16.564	38.359	39.027	59.178	232.2	15:36:59.786
15		2:20.548	41.124	40.405	59.019	232.7	15:39:20.334
16		2:17.170	37.967	40.756	58.447	234.7	15:41:37.504
17		2:20.618	38.660	40.936	1:01.022	225.4	15:43:58.122
18		2:20.123	38.452	42.141	59.530	234.7	15:46:18.245
19		2:19.736	38.674	42.707	58.355	226.4	15:48:37.981
20		2:47.870 P	40.845	46.140	1:20.885	234.2	15:51:25.851



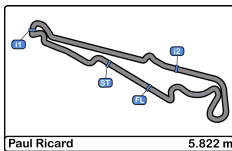


Paul Ricard
 GT Cup Open Europe
 Free Practice - 3
Best Sectors Results



Sector - 1				Sector - 2				Sector - 3				Ideal Lap vs Best Lap				
Clas	Nº	Driver	Time	Nº	Driver	Time	Nº	Driver	Time	Clas	Nº	Driver	Ideal Lap	Best Lap	Clas	
1	24	Blazek - Lisowski	35.564	100	Dwernicki - Antoszewski	38.970	26	Darmetko - Janosz	55.266	1	24	Blazek - Lisowski	2:09.959	2:10.029	1	
2	26	Darmetko - Janosz	35.791	24	Blazek - Lisowski	38.986	24	Blazek - Lisowski	55.409	2	26	Darmetko - Janosz	2:10.417	2:11.185	2	
3	12	Glauco Solieri	36.050	190	Navarrete - Navarrete jr	39.027	66	Andrzej Lewandowski	55.720	3	100	Dwernicki - Antoszewski	2:11.084	2:11.464	3	
4	100	Dwernicki - Antoszewski	36.113	191	Gillion - Verdonck	39.333	12	Glauco Solieri	55.858	4	12	Glauco Solieri	2:11.243	2:11.682	4	
5	44	Pisani - Bozzoni	36.596	12	Glauco Solieri	39.335	100	Dwernicki - Antoszewski	56.001	5	66	Andrzej Lewandowski	2:11.922	2:11.922	5	
6	190	Navarrete - Navarrete jr	36.663	26	Darmetko - Janosz	39.360	32	Fernando Fortes	56.157	6	191	Gillion - Verdonck	2:12.174	2:12.538	7	
7	191	Gillion - Verdonck	36.664	66	Andrzej Lewandowski	39.490	191	Gillion - Verdonck	56.177	7	28	Zamparelli - Klingelberg	2:12.536	2:12.536	6	
8	28	Zamparelli - Klingelberg	36.672	28	Zamparelli - Klingelberg	39.541	28	Zamparelli - Klingelberg	56.323	8	32	Fernando Fortes	2:12.738	2:13.231	10	
9	32	Fernando Fortes	36.690	44	Pisani - Bozzoni	39.774	44	Pisani - Bozzoni	56.656	9	190	Navarrete - Navarrete jr	2:12.755	2:13.128	9	
10	66	Andrzej Lewandowski	36.712	32	Fernando Fortes	39.891	190	Navarrete - Navarrete jr	57.065	10	44	Pisani - Bozzoni	2:13.026	2:13.083	8	
11	27	Mauro - Aristot	36.952	27	Mauro - Aristot	40.059	27	Mauro - Aristot	57.227	11	27	Mauro - Aristot	2:14.238	2:15.476	11	
12	126	Albert Estragués	38.986	126	Albert Estragués	41.179	126	Albert Estragués	1:01.441	12	126	Albert Estragués	2:21.606	2:55.508	12	



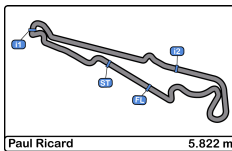


Paul Ricard
GT Cup Open Europe
Free Practice - 3
Best 5 Lap Times



Cl	N°	Entrant/Team	Nat	Driver 1	Nat	Status	Driver 2	Nat	Status	Vehicle	Cat	Cl	Best 1		Best 2		Best 3		Best 4		Best 5	
													Time	Lap	Time	Lap	Time	Lap	Time	Lap	Time	Lap
1	24	A&P Racing Team PTT Tech Support	POL	Maciej Blazek	POL		Mateusz Lisowski	POL		Porsche 991 GT3 Cup gen 2	PROAM	1	2:10.029	13	2:10.471	14	2:10.542	12	2:10.619	11	2:10.710	10
2	26	Q1 by EMG Motorsport	BEL	Maciej Darmetko	POL		Artur Janosz	POL		Porsche 911 GT3 Cup gen 2	PROAM	2	2:11.185	3	2:12.600	2	2:14.498	8	2:14.773	6	2:14.783	7
3	100	Alda Motorsport	POL	Jakub Dwernicki	POL		Jan Antoszewski	POL		Porsche 911 GT3 Cup gen 2	PROAM	3	2:11.464	20	2:11.876	13	2:12.469	3	2:13.079	2	2:15.275	12
4	12	AKM Motorsport	SMR	Glauco Solieri	ITA			ITA		Lamborghini Huracan Super Trofeo	AM	1	2:11.682	12	2:12.670	11	2:13.413	8	2:13.702	5	2:13.706	4
5	66	Vincenzo Sospiri Racing	ITA	Andrzej Lewandowski	POL			POL		Lamborghini Huracan Super Trofeo	AM	2	2:11.922	5	2:14.566	4	2:14.629	6	2:41.838	3	5:11.843	7
6	28	J. Morcillo / E2P Racing	ESP	Dino Zamparelli	GBR		Jan Klingelberg	CHE		Porsche 911 GT3 Cup gen 2	PROAM	4	2:12.536	13	2:13.372	12	2:14.422	5	2:14.423	4	2:14.859	6
7	191	PROsport Racing	DEU	Rodrigue Gillion	BEL		Nico Verdonck	BEL		Aston Martin Vantage	PROAM	5	2:12.538	7	2:12.896	4	2:14.109	12	2:17.574	11	2:17.760	10
8	44	Eugenio Pisani	ITA	Eugenio Pisani	ITA		Stefano Bozzoni	ITA		Porsche 911 GT3 Cup gen 1	PROAM	6	2:13.083	21	2:13.558	18	2:15.901	17	2:21.258	9	2:21.526	13
9	190	Three Sixty Racing Team	ESP	Fernando Navarrete	ESP		Fernando Navarrete jr	ESP		Porsche 911 GT3 Cup gen 1	AM	3	2:13.128	5	2:13.838	4	2:14.638	3	2:16.564	14	2:17.170	16
10	32	Three Sixty Racing Team	AND	Fernando Fortes	BRA			BRA		Porsche 911 GT3 Cup gen 2	AM	4	2:13.231	6	2:13.312	5	2:13.405	7	2:14.125	11	2:14.130	12
11	27	Three Sixty Racing Team	AND	Marcio Mauro	BRA		Oscar Aristot	AND		Porsche 911 GT3 Cup gen 2	AM	5	2:15.476	11	2:15.551	2	2:15.909	3	2:15.979	8	2:16.384	10
12	126	Three Sixty Racing Team	ESP	Albert Estragués	ESP			ESP		Transam Euro Ford Mustang 2018	AM	6	2:55.508	2								





Paul Ricard
GT Cup Open Europe
Free Practice - 3
Best 5 Top Speeds



Cl	N°	Entrant/Team	Nat	Driver 1	Nat	Driver 2	Nat	Vehicle	Cat	Cl	Top 1		Top 2		Top 3		Top 4		Top 5		Avg
											Km/h	Lap	Km/h	Lap	Km/h	Lap	Km/h	Lap	Km/h	Lap	
1	190	Three Sixty Racing Team	ESP	Fernando Navarrete	ESP	Fernando Navarrete jr	ESP	Porsche 911 GT3 Cup gen 1	AM	1	236.3	3	235.8	4	235.2	5	234.7	10	234.7	11	235.3
2	191	PROsport Racing	DEU	Rodrigue Gillion	BEL	Nico Verdonck	BEL	Aston Martin Vantage	PROAM	1	233.7	12	233.2	13	232.2	11	231.7	7	231.7	8	232.5
3	100	Alda Motorsport	POL	Jakub Dwernicki	POL	Jan Antoszewski	POL	Porsche 911 GT3 Cup gen 2	PROAM	2	233.2	4	233.2	21	232.7	18	232.7	20	232.2	17	232.8
4	24	A&P Racing Team PTT Tech Support	POL	Maciej Blazek	POL	Mateusz Lisowski	POL	Porsche 991 GT3 Cup gen 2	PROAM	3	231.7	15	230.7	13	230.7	22	230.2	11	230.2	12	230.7
5	12	AKM Motorsport	SMR	Glauco Solieri	ITA			Lamborghini Huracan Super Trofeo	AM	2	231.2	9	230.2	6	229.7	11	229.2	3	228.8	5	229.8
6	26	Q1 by EMG Motorsport	BEL	Maciej Darmetko	POL	Artur Janosz	POL	Porsche 911 GT3 Cup gen 2	PROAM	4	230.7	13	229.7	4	229.2	3	229.2	6	228.8	2	229.5
7	28	J. Morcillo / E2P Racing	ESP	Dino Zamparelli	GBR	Jan Klingelberg	CHE	Porsche 911 GT3 Cup gen 2	PROAM	5	230.7	7	229.7	13	229.2	6	228.8	5	228.8	8	229.4
8	27	Three Sixty Racing Team	AND	Marcio Mauro	BRA	Oscar Aristot	AND	Porsche 911 GT3 Cup gen 2	AM	3	227.8	17	226.8	16	226.4	3	226.4	8	226.4	10	226.7
9	32	Three Sixty Racing Team	AND	Fernando Fortes	BRA			Porsche 911 GT3 Cup gen 2	AM	4	227.8	13	226.4	8	226.4	11	225.9	6	225.4	5	226.4
10	126	Three Sixty Racing Team	AND	Albert Estragués	ESP			Transam Euro Ford Mustang 2018	AM	5	227.3	3	84.3	2							155.8
11	44	Eugenio Pisani	ITA	Eugenio Pisani	ITA	Stefano Bozzoni	ITA	Porsche 911 GT3 Cup gen 1	PROAM	6	225.9	21	225.4	18	225.0	13	225.0	19	224.5	15	225.1
12	66	Vincenzo Sospiri Racing	ITA	Andrzej Lewandowski	POL			Lamborghini Huracan Super Trofeo	AM	6	223.6	5	223.1	4	222.2	6	213.0	7	123.5	8	201.1



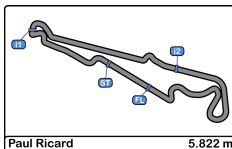


Paul Ricard
GT Cup Open Europe
Free Practice - 3
Fastest Laps Sequence



Lap	Time of Day	Session Time	N°	Entrant/Team	Nat	Driver 1	Nat	Driver 2	Nat	Vehicle	Cat	Time	Km/h
2	15:00:35.457	5:35.457	26	Q1 by EMG Motorsport		Maciej Darmetko		Artur Janosz		Porsche 911 GT3 Cup gen 2	PROAM	2:12.600	158.0
3	15:02:46.642	7:46.642	26	Q1 by EMG Motorsport		Maciej Darmetko		Artur Janosz		Porsche 911 GT3 Cup gen 2	PROAM	2:11.185	159.7
10	15:25:49.031	30:49.031	24	A&P Racing Team PTT Tech Support		Maciej Blazek		Mateusz Lisowski		Porsche 991 GT3 Cup gen 2	PROAM	2:10.710	160.3
11	15:27:59.650	32:59.650	24	A&P Racing Team PTT Tech Support		Maciej Blazek		Mateusz Lisowski		Porsche 991 GT3 Cup gen 2	PROAM	2:10.619	160.4
12	15:30:10.192	35:10.192	24	A&P Racing Team PTT Tech Support		Maciej Blazek		Mateusz Lisowski		Porsche 991 GT3 Cup gen 2	PROAM	2:10.542	160.5
13	15:32:20.221	37:20.221	24	A&P Racing Team PTT Tech Support		Maciej Blazek		Mateusz Lisowski		Porsche 991 GT3 Cup gen 2	PROAM	2:10.029	161.1



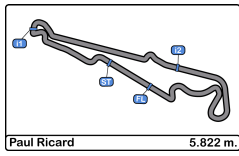


Paul Ricard
GT Cup Open Europe
Free Practice - 3
Event Best Maximum Speed



N°	Entrant/Team	Nat	Driver 1	Nat	Driver 2	Nat	Vehicle	Cat	Km/h	Session
27	Three Sixty Racing Team	ESP AND	Marcio Mauro	BRA	Oscar Aristot	ESP AND	Porsche 911 GT3 Cup gen 2	AM	240.5	Free Practice - 1
190	Three Sixty Racing Team	ESP AND	Fernando Navarrete	ESP	Fernando Navarrete jr	ESP	Porsche 911 GT3 Cup gen 1	AM	240.5	Free Practice - 2
191	PROsport Racing	DEU	Rodrigue Gillion	BEL	Nico Verdonck	BEL	Aston Martin Vantage	PROAM	236.3	Free Practice - 2
126	Three Sixty Racing Team	ESP AND	Albert Estragués	ESP			Transam Euro Ford Mustang 2018	AM	235.8	Free Practice - 2
44	Eugenio Pisani	ITA	Eugenio Pisani	ITA	Stefano Bozzoni	ITA	Porsche 911 GT3 Cup gen 1	PROAM	235.2	Free Practice - 2
100	Alda Motorsport	POL	Jakub Dwernicki	POL	Jan Antoszewski	POL	Porsche 911 GT3 Cup gen 2	PROAM	234.2	Free Practice - 2
12	AKM Motorsport	SMR	Glauco Solieri	ITA			Lamborghini Huracan Super Trofeo Evo	AM	233.7	Free Practice - 2
26	Q1 by EMG Motorsport	BEL	Maciej Darmetko	POL	Artur Janosz	POL	Porsche 911 GT3 Cup gen 2	PROAM	233.7	Free Practice - 2
24	A&P Racing Team PTT Tech Support	POL	Maciej Blazek	POL	Mateusz Lisowski	POL	Porsche 991 GT3 Cup gen 2	PROAM	232.2	Free Practice - 2
28	J. Morcillo / E2P Racing	ESP	Dino Zamparelli	GBR	Jan Klingelberg	CHE	Porsche 911 GT3 Cup gen 2	PROAM	232.2	Free Practice - 2
32	Three Sixty Racing Team	ESP AND	Fernando Fortes	BRA			Porsche 911 GT3 Cup gen 2	AM	229.7	Free Practice - 2
66	Vincenzo Sospiri Racing	ITA	Andrzej Lewandowski	POL			Lamborghini Huracan Super Trofeo Evo	AM	225.9	Free Practice - 1





Paul Ricard
GT Cup Open Europe
Free Practice - 3
Pit Stop Analysis



26

Maciej Darmetko PROAM Q1 by EMG Motorsport

Artur Janosz Porsche 911 GT3 Cup gen 2

Nr.	In Day Time	In Time	Out Time	Pit Time	T. Pit Time	Handicap	Penalty
1	15:05:00.438	15:05:00.438	15:08:53.518	3:53.080	3:53.080		
2	15:22:23.443	15:22:23.443	15:40:51.571	18:28.128	22:21.208		

66

Andrzej Lewandowski AM Vincenzo Sospiri Racing

Lamborghini Huracan Super Trofeo Evo

Nr.	In Day Time	In Time	Out Time	Pit Time	T. Pit Time	Handicap	Penalty
1	15:07:12.951	15:07:12.951	15:11:25.023	4:12.072	4:12.072		
2	15:22:47.399	15:22:47.399	15:25:59.741	3:12.342	7:24.414		

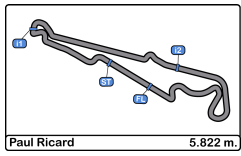
190

Fernando Navarrete AM Three Sixty Racing Team

Fernando Navarrete jr Porsche 911 GT3 Cup gen 1

Nr.	In Day Time	In Time	Out Time	Pit Time	T. Pit Time	Handicap	Penalty
1	15:11:31.924	15:11:31.924	15:17:58.213	6:26.289	6:26.289		

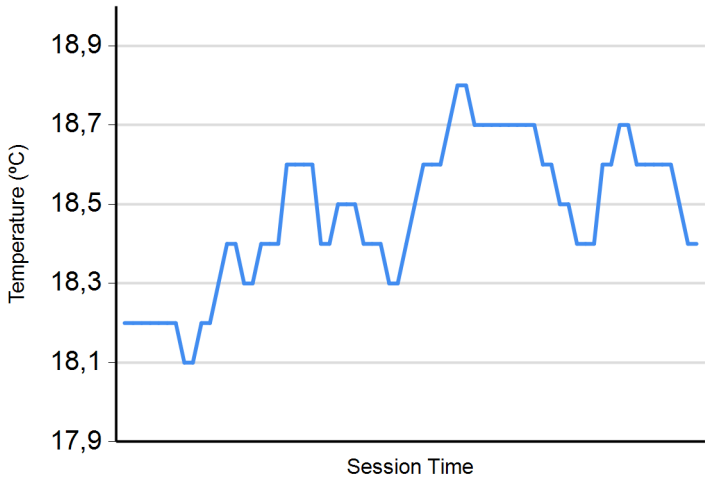




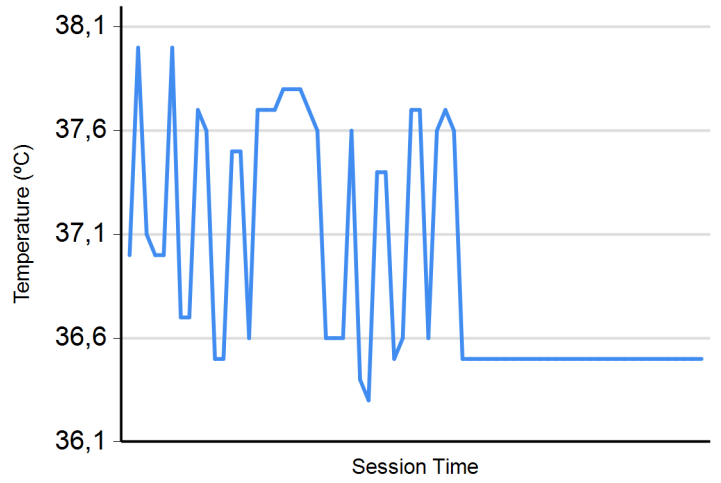
Paul Ricard
GT Cup Open Europe
Free Practice - 3
Weather Report



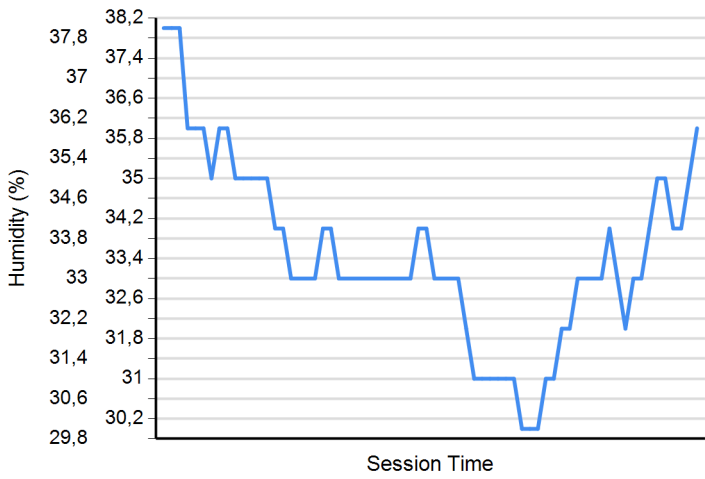
Air Temperature



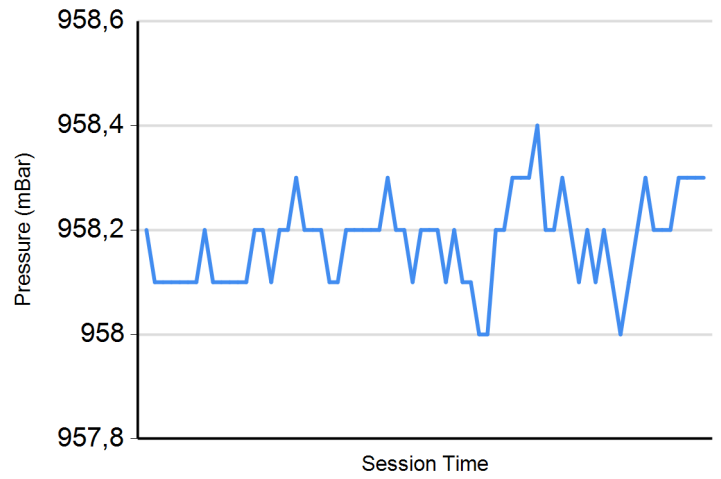
Track Temperature



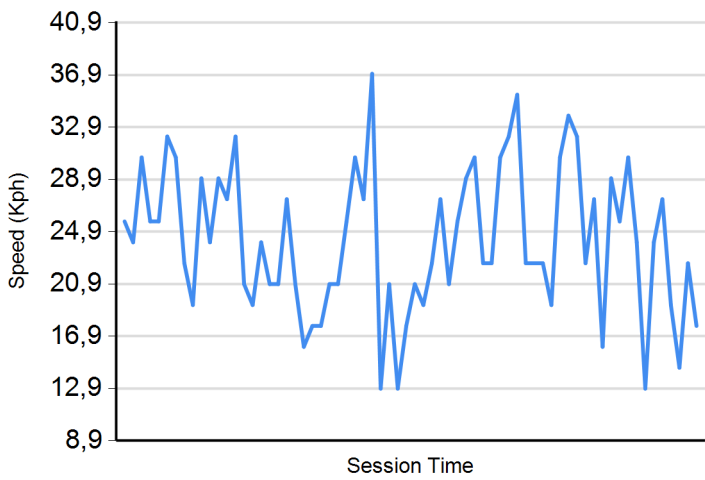
Humidity



Pressure



Wind Speed



Wind direction

North = 0°/360° Est = 90° South = 180° West = 270°

