

Paul Ricard
GT Cup Open Europe
Qualifying - 2 Driver - 2
Provisional Results



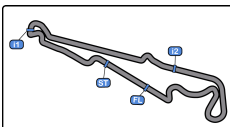
Cls	N°	Entrant/Team	Nat	Driver 1	Nat	Driver 2	Nat	Vehicle	Cat	Cls	Laps	Best	Time	Gap	Interval	Km/h			
1	191	PROsport Racing		DEU	Rodrigue Gillion		BEL	Nico Verdonck		BEL	Aston Martin Vantage	PROAM	1	6	5	2:09.669			161.6
2	66	Vincenzo Sospiri Racing		ITA	Andrzej Lewandowski		POL				Lamborghini Huracan Super Trofeo Evo	AM	1	14	13	2:09.679	0.010	0.010	161.6
3	24	A&P Racing Team PTT Tech Support		POL	Maciej Blazek		POL	Mateusz Lisowski		POL	Porsche 991 GT3 Cup gen 2	PROAM	2	7	7	2:10.482	0.813	0.803	160.6
4	100	Alda Motorsport		POL	Jakub Dwernicki		POL	Jan Antoszewski		POL	Porsche 911 GT3 Cup gen 2	PROAM	3	13	9	2:11.605	1.936	1.123	159.2
5	28	J. Morcillo / E2P Racing		ESP	Dino Zamparelli		GBR	Jan Klingelberg		CHE	Porsche 911 GT3 Cup gen 2	PROAM	4	12	11	2:12.836	3.167	1.231	157.7
6	126	Three Sixty Racing Team		AND	Albert Estragués		ESP				Transam Euro Ford Mustang 2018	AM	2	12	12	2:12.968	3.299	0.132	157.6
7	12	AKM Motorsport		SMR	Glauco Solieri		ITA				Lamborghini Huracan Super Trofeo Evo	AM	3	13	12	2:13.785	4.116	0.817	156.6
8	26	Q1 by EMG Motorsport		BEL	Maciej Darmetko		POL	Artur Janosz		POL	Porsche 911 GT3 Cup gen 2	PROAM	5	13	12	2:13.872	4.203	0.087	156.5
9	32	Three Sixty Racing Team		AND	Fernando Fortes		BRA				Porsche 911 GT3 Cup gen 2	AM	4	9	8	2:14.113	4.444	0.241	156.2
10	27	Three Sixty Racing Team		AND	Marcio Mauro		BRA	Oscar Aristot		AND	Porsche 911 GT3 Cup gen 2	AM	5	12	12	2:17.028	7.359	2.915	152.9
11	44	Eugenio Pisani		ITA	Eugenio Pisani		ITA	Stefano Bozzoni		ITA	Porsche 911 GT3 Cup gen 1	PROAM	6	11	9	2:18.672	9.003	1.644	151.1
12	190	Three Sixty Racing Team		AND	Fernando Navarrete		ESP	Fernando Navarrete jr		ESP	Porsche 911 GT3 Cup gen 1	AM	6	11	8	2:19.858	10.189	1.186	149.8

Published at:.....

Track Temp: 16.3 °C Air Temp: 14.0 °C Humidity: 87 % Track Status: DRY

Stewards:	Race Director:	Timekeeper: Luis Angel Garcia Nuñez JOB/I-0020-ESP
------------------	-----------------------	---





Paul Ricard
GT Cup Open Europe
Qualifying - 2 Driver - 2
Provisional Results by Class



Paul Ricard 5.822 m.

Cls	N°	Entrant/Team	Nat	Driver 1	Nat	Driver 2	Nat	Vehicle	Cat	Cls	Laps	Best	Time	Gap	Interval	Km/h	
PROAM																	
1	191	PROsport Racing		ROD	ROD	Rodrigue Gillion		BEL	BEL	PROAM	1	6	5	2:09.669		161.6	
2	24	A&P Racing Team PTT Tech Support		POL	POL	Maciej Blazek		POL	POL	PROAM	2	7	7	2:10.482	0.813	0.813	160.6
3	100	Alda Motorsport		POL	POL	Jakub Dwernicki		POL	POL	PROAM	3	13	9	2:11.605	1.936	1.123	159.2
4	28	J. Morcillo / E2P Racing		ESP	GBR	Dino Zamparelli		GBR	GBR	PROAM	4	12	11	2:12.836	3.167	1.231	157.7
5	26	Q1 by EMG Motorsport		BEL	POL	Maciej Darmetko		POL	POL	PROAM	5	13	12	2:13.872	4.203	1.036	156.5
6	44	Eugenio Pisani		ITA	ITA	Eugenio Pisani		ITA	ITA	PROAM	6	11	9	2:18.672	9.003	4.800	151.1
AM																	
1	66	Vincenzo Sospiri Racing		ITA	POL	Andrzej Lewandowski		POL	POL	AM	1	14	13	2:09.679		161.6	
2	126	Three Sixty Racing Team		AND	ESP	Albert Estragués		ESP	ESP	AM	2	12	12	2:12.968	3.289	3.289	157.6
3	12	AKM Motorsport		ITA	ITA	Glauco Solieri		ITA	ITA	AM	3	13	12	2:13.785	4.106	0.817	156.6
4	32	Three Sixty Racing Team		AND	BRA	Fernando Fortes		BRA	BRA	AM	4	9	8	2:14.113	4.434	0.328	156.2
5	27	Three Sixty Racing Team		AND	BRA	Marcio Mauro		BRA	AND	AM	5	12	12	2:17.028	7.349	2.915	152.9
6	190	Three Sixty Racing Team		AND	ESP	Fernando Navarrete		ESP	ESP	AM	6	11	8	2:19.858	10.179	2.830	149.8

Published at:.....

Track Temp: 16.3 °C Air Temp: 14.0 °C Humidity: 87 % Track Status: DRY

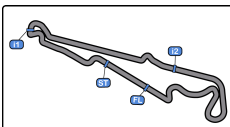
Stewards:

Race Director:

Timekeeper: Luis Angel Garcia Nuñez

JOB/I-0020-ESP





Paul Ricard
GT Cup Open Europe
Qualifying - 2 Driver - 2
Provisional Results by Category



Paul Ricard 5.822 m.

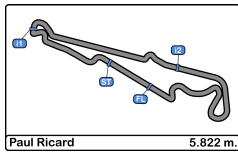
Cls	N°	Entrant/Team	Nat	Driver 1	Nat	Driver 2	Nat	Vehicle	Cat	Cls	Laps	Best	Time	Gap	Interval	Km/h	
GT Open Cup Europe																	
1	191	PROsport Racing		ROD	Rodrigue Gillion		BEL	Nico Verdonck		BEL	Aston Martin Vantage	PROAM	1	6	5	2:09.669	
2	66	Vincenzo Sospiri Racing		ITA	Andrzej Lewandowski		POL		AM	1	14	13	2:09.679	0.010	0.010	161.6	
3	24	A&P Racing Team PTT Tech Support		POL	Maciej Blazek		POL	Mateusz Lisowski		POL	Porsche 991 GT3 Cup gen 2	PROAM	2	7	7	2:10.482	0.813 0.803
4	100	Alda Motorsport		POL	Jakub Dwernicki		POL	Jan Antoszewski		POL	Porsche 911 GT3 Cup gen 2	PROAM	3	13	9	2:11.605	1.936 1.123
5	28	J. Morcillo / E2P Racing		ESP	Dino Zamparelli		GBR	Jan Klingelberg		CHE	Porsche 911 GT3 Cup gen 2	PROAM	4	12	11	2:12.836	3.167 1.231
6	126	Three Sixty Racing Team		AND	Albert Estragués		ESP		AM	2	12	12	2:12.968	3.299 0.132	157.6		
7	12	AKM Motorsport		SMR	Glauco Solieri		ITA		AM	3	13	12	2:13.785	4.116 0.817	156.6		
8	26	Q1 by EMG Motorsport		BEL	Maciej Darmetko		POL	Artur Janosz		POL	Porsche 911 GT3 Cup gen 2	PROAM	5	13	12	2:13.872	4.203 0.087
9	32	Three Sixty Racing Team		AND	Fernando Fortes		BRA		AM	4	9	8	2:14.113	4.444 0.241	156.2		
10	27	Three Sixty Racing Team		AND	Marcio Mauro		BRA	Oscar Aristot		AND	Porsche 911 GT3 Cup gen 2	AM	5	12	12	2:17.028	7.359 2.915
11	44	Eugenio Pisani		ITA	Eugenio Pisani		ITA	Stefano Bozzoni		ITA	Porsche 911 GT3 Cup gen 1	PROAM	6	11	9	2:18.672	9.003 1.644
12	190	Three Sixty Racing Team		AND	Fernando Navarrete		ESP	Fernando Navarrete jr		ESP	Porsche 911 GT3 Cup gen 1	AM	6	11	8	2:19.858	10.189 1.186

Published at:.....

Track Temp: 16.3 °C Air Temp: 14.0 °C Humidity: 87 % Track Status: DRY

Stewards:	Race Director:	Timekeeper: Luis Angel Garcia Nuñez JOB/I-0020-ESP
-----------	----------------	--





Paul Ricard
GT Cup Open Europe
Qualifying - 2 Driver - 2
Lap Analysis

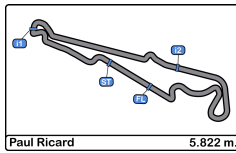


12							27								
1 Glauco Solieri Lamborghini Huracan Super Trofeo Evo							1 Marcio Mauro Porsche 911 GT3 Cup gen 2								
AM							AM								
2 AKM Motorsport							2 Oscar Aristot Three Sixty Racing Team								
Lap	D	Time	Sector 1	Sector 2	Sector 3	T. Spd	Elapsed	Lap	D	Time	Sector 1	Sector 2	Sector 3	T. Spd	Elapsed
1		9:03:33.300	9:01:35.200	55.123	1:02.977	109.7	9:03:33.300	1	2	9:03:42.952	9:01:47.496	50.618	1:04.838	102.7	9:03:42.952
2		2:59.878 P	43.462	46.681	1:29.735	229.7	9:06:33.178	2	2	4:52.307 P	41.063	51.109	3:20.135	226.8	9:08:35.259
3		8:32.074	6:40.092	48.260	1:03.722	94.9	9:15:05.252	3	2	2:55.100	1:04.812	46.792	1:03.496	108.3	9:11:30.359
4		2:18.223	38.489	42.848	56.886	234.2	9:17:23.475	4	2	2:29.396	41.956	45.210	1:02.230	226.8	9:13:59.755
5		2:17.071	38.272	41.808	56.991	233.7	9:19:40.546	5	2	2:29.547	41.491	44.542	1:03.514	227.8	9:16:29.302
6		2:15.916	37.959	41.154	56.803	234.7	9:21:56.462	6	2	2:24.598	40.563	43.543	1:00.492	229.2	9:18:53.900
7		2:16.246	37.913	41.115	57.218	234.7	9:24:12.708	7	2	2:26.434	40.699	43.489	1:02.246	230.2	9:21:20.334
8		2:15.456	37.519	41.193	56.744	233.7	9:26:28.164	8	2	2:21.745	39.646	42.895	59.204	231.7	9:23:42.079
9		2:14.820	37.420	40.792	56.608	232.7	9:28:42.984	9	2	2:19.815	39.247	42.103	58.465	231.2	9:26:01.894
10		2:13.823	37.103	40.538	56.182	234.2	9:30:56.807	10	2	4:39.754 P	39.548	42.169	3:18.037	230.7	9:30:41.648
11		2:16.495	36.833	41.552	58.110	234.7	9:33:13.302	11	2	2:37.532	56.986	42.047	58.499	127.2	9:33:19.180
12		2:13.785	37.250	40.002	56.533	233.2	9:35:27.087	12	2	2:17.028	38.176	41.257	57.595	229.2	9:35:36.208
13		2:47.686 P	40.584	43.926	1:23.176	200.0	9:38:14.773	13	2		40.178	43.834		228.3	

24							28								
1 Maciej Blazek Porsche 991 GT3 Cup gen 2							1 Dino Zamparelli Porsche 911 GT3 Cup gen 2								
PROAM							PROAM								
2 Mateusz Lisowski A&P Racing Team PTT Tech Support							2 Jan Klingelberg J. Morcillo / E2P Racing								
Lap	D	Time	Sector 1	Sector 2	Sector 3	T. Spd	Elapsed	Lap	D	Time	Sector 1	Sector 2	Sector 3	T. Spd	Elapsed
1	2	9:08:45.931 P			9:08:45.931		9:08:45.931	1	2	9:03:40.191	9:01:48.079	49.887	1:02.225	113.3	9:03:40.191
2	2	2:51.737	1:03.707	48.352	59.678	116.0	9:11:37.668	2	2	4:30.989 P	38.006	47.618	3:05.365	230.2	9:08:11.180
3	2	2:15.013	37.675	42.087	55.251	233.2	9:13:52.681	3	2	2:53.386	1:02.260	48.516	1:02.610	111.4	9:11:04.566
4	2	2:12.221	36.928	40.296	54.997	233.2	9:16:04.902	4	2	2:26.186	41.878	43.639	1:00.669	183.0	9:13:30.752
5	2	2:11.699	36.570	40.339	54.790	234.2	9:18:16.601	5	2	3:57.555 P	39.600	43.806	2:34.149	233.7	9:17:28.307
6	2	2:11.399	36.827	40.044	54.528	235.2	9:20:28.000	6	2	2:47.136	1:00.777	46.348	1:00.011	116.8	9:20:15.443
7	2	2:10.482	36.010	39.452	55.020	235.2	9:22:38.482	7	2	2:16.359	37.961	41.408	56.990	232.7	9:22:31.802
8	2		41.567	44.355		181.5		8	2	2:15.433	37.239	41.259	56.935	233.7	9:24:47.235
								9	2	2:14.345	37.350	40.665	56.330	233.7	9:27:01.580
								10	2	2:14.234	37.126	40.692	56.416	233.2	9:29:15.814
								11	2	2:12.836	36.673	39.890	56.273	234.2	9:31:28.650
								12	2	2:13.088	36.923	39.936	56.229	233.2	9:33:41.738
								13	2		39.353	40.525		231.2	

26							32								
1 Maciej Darmetko Porsche 911 GT3 Cup gen 2							1 Fernando Fortes Porsche 911 GT3 Cup gen 2								
PROAM							AM								
2 Artur Janosz Q1 by EMG Motorsport							2 Three Sixty Racing Team								
Lap	D	Time	Sector 1	Sector 2	Sector 3	T. Spd	Elapsed	Lap	D	Time	Sector 1	Sector 2	Sector 3	T. Spd	Elapsed
1	1	9:03:28.265	9:01:33.141	50.869	1:04.255	111.4	9:03:28.265	1		9:03:04.668	9:01:02.586	58.769	1:03.313	114.0	9:03:04.668
2	1	2:47.228 P	45.733	46.894	1:14.601	213.8	9:06:15.493	2		7:07.697 P	41.756	48.422	5:37.519	201.1	9:10:12.365
3	1	4:49.805	2:59.410	48.264	1:02.131	119.2	9:11:05.298	3		2:44.009	57.668	48.275	58.066	129.8	9:12:56.374
4	1	2:23.947	40.592	43.356	59.999	232.2	9:13:29.245	4		2:18.550	38.839	42.948	56.763	226.8	9:15:14.924
5	1	2:21.784	40.545	42.924	58.315	232.7	9:15:51.029	5		2:18.266	39.138	42.622	56.506	230.2	9:17:33.190
6	1	2:23.493	40.147	45.299	58.047	233.2	9:18:14.522	6		2:15.599	37.368	41.984	56.247	232.2	9:19:48.789
7	1	2:16.877	37.900	41.917	57.060	234.2	9:20:31.399	7		2:14.207	37.285	40.950	55.972	231.7	9:22:02.996
8	1	2:26.576 P	38.448	42.544	1:05.584	234.7	9:22:57.975	8		2:14.113	36.830	40.951	56.332	232.2	9:24:17.109
9	1	4:20.265	2:39.397	43.117	57.751	140.4	9:27:18.240	9		2:20.608	36.659	40.570	1:03.379	233.7	9:26:37.717
10	1	2:15.095	37.634	40.977	56.484	234.7	9:29:33.335								
11	1	2:16.954	39.698	40.497	56.759	234.7	9:31:50.289								
12	1	2:13.872	36.483	41.238	56.151	234.2	9:34:04.161								
13	1	2:29.664 P	39.713	42.652	1:07.299	217.7	9:36:33.825								





Paul Ricard
GT Cup Open Europe
Qualifying - 2 Driver - 2
Lap Analysis



44	1 Eugenio Pisani Porsche 911 GT3 Cup gen 1	126	1 Albert Estragués Transam Euro Ford Mustang 2018
PROAM	2 Stefano Bozzoni Eugenio Pisani	AM	2 Three Sixty Racing Team

Lap	D	Time	Sector 1	Sector 2	Sector 3	T. Spd	Elapsed	Lap	D	Time	Sector 1	Sector 2	Sector 3	T. Spd	Elapsed
1	2	9:06:46.912	P 9:04:01.530	1:10.248	1:35.134	53.5	9:06:46.912	1	P	9:08:56.889	9:05:42.499	56.431	2:17.959	68.1	9:08:56.889
2	2	5:13.812	3:17.212	52.646	1:03.954	79.7	9:12:00.724	2	P	2:58.962	1:04.053	52.260	1:02.649	104.0	9:11:55.851
3	2	2:32.009	42.861	46.467	1:02.681	230.7	9:14:32.733	3	P	2:26.754	41.140	44.940	1:00.674	211.7	9:14:22.605
4	2	2:30.176	40.414	45.246	1:04.516	238.9	9:17:02.909	4	P	2:21.347	39.773	42.871	58.703	230.2	9:16:43.952
5	2	2:24.907	39.262	44.599	1:01.046	237.3	9:19:27.816	5	P	2:18.333	38.807	41.633	57.893	236.8	9:19:02.285
6	2	2:23.962	40.753	42.750	1:00.459	163.8	9:21:51.778	6	P	2:16.593	38.138	41.233	57.222	236.8	9:21:18.878
7	2	2:29.021	P 39.027	43.823	1:06.171	236.3	9:24:20.799	7	P	2:15.771	37.631	41.039	57.101	236.8	9:23:34.649
8	2	5:17.226	3:28.231	43.566	1:05.429	99.7	9:29:38.025	8	P	2:16.783	37.513	40.780	58.490	237.3	9:25:51.432
9	2	2:18.672	38.369	41.785	58.518	233.2	9:31:56.697	9	P	2:16.084	37.333	40.790	57.961	236.8	9:28:07.516
10	2	2:20.163	38.361	42.205	59.597	197.0	9:34:16.860	10	P	2:14.277	37.287	40.560	56.430	233.7	9:30:21.793
11	2	2:46.590	P 44.431	49.379	1:12.780	224.5	9:37:03.450	11	P	2:13.336	36.763	40.070	56.503	236.3	9:32:35.129

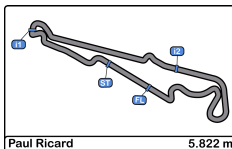
66	1 Andrzej Lewandowski Lamborghini Huracan Super Trofeo Evo	190	1 Fernando Navarrete Porsche 911 GT3 Cup gen 1
AM	2 Vincenzo Sospiri Racing	AM	2 Fernando Navarrete jr Three Sixty Racing Team

Lap	D	Time	Sector 1	Sector 2	Sector 3	T. Spd	Elapsed	Lap	D	Time	Sector 1	Sector 2	Sector 3	T. Spd	Elapsed
1	1	9:03:29.501	9:01:35.738	51.028	1:02.735	119.7	9:03:29.501	1	1	9:04:15.039		9:02:58.180	1:16.859	112.1	9:04:15.039
2	1	5:23.143	P 45.870	46.593	3:50.680	229.2	9:08:52.644	2	1	3:04.910	P 49.264	56.794	1:18.852	143.4	9:07:19.949
3	1	2:56.393	1:04.509	50.286	1:01.598	113.8	9:11:49.037	3	1	4:15.443	2:23.387	47.500	1:04.556	130.9	9:11:35.392
4	1	2:22.976	41.274	44.034	57.668	232.2	9:14:12.013	4	1	2:28.573	41.309	45.071	1:02.193	235.2	9:14:03.965
5	1	2:15.818	38.186	41.904	55.728	235.2	9:16:27.831	5	1	2:23.409	38.943	43.461	1:01.005	236.8	9:16:27.374
6	1	2:15.084	38.435	41.472	55.177	236.3	9:18:42.915	6	1	2:23.035	40.063	43.045	59.927	236.3	9:18:50.409
7	1	2:12.183	37.007	40.583	54.593	236.8	9:20:55.098	7	1	2:21.943	38.322	43.467	1:00.154	238.9	9:21:12.352
8	1	2:12.821	37.168	39.914	55.739	236.3	9:23:07.919	8	1	2:19.858	37.954	41.809	1:00.095	238.9	9:23:32.210
9	1	2:16.106	38.591	40.309	57.206	227.3	9:25:24.025	9	1	2:20.328	38.120	42.181	1:00.027	237.8	9:25:52.538
10	1	2:11.333	36.543	39.700	55.090	236.3	9:27:35.358	10	1	3:08.479	P 49.163	55.787	1:23.529	188.1	9:29:01.017
11	1	2:10.583	36.463	39.339	54.781	234.7	9:29:45.941	11	1	4:16.617	P 2:05.714	43.747	1:27.156	136.7	9:33:17.634
12	1	2:10.829	36.166	39.797	54.866	235.2	9:31:56.770								
13	1	2:09.679	35.786	38.913	54.980	233.7	9:34:06.449								
14	1	3:49.095	P 38.781	42.960	2:27.354	214.2	9:37:55.544								

100	1 Jakub Dwernicki Porsche 911 GT3 Cup gen 2	191	1 Rodrigue Gillion Aston Martin Vantage
PROAM	2 Jan Antoszewski Alda Motorsport	PROAM	2 Nico Verdonck PROsport Racing

Lap	D	Time	Sector 1	Sector 2	Sector 3	T. Spd	Elapsed	Lap	D	Time	Sector 1	Sector 2	Sector 3	T. Spd	Elapsed
1	2	9:02:55.030	9:01:07.650	47.975	59.405	124.8	9:02:55.030	1	2	9:18:35.810	P 9:01:44.535	48.472	16:02.803	115.3	9:18:35.810
2	2	2:32.357	P 40.041	43.943	1:08.373	232.7	9:05:27.387	2	2	2:50.848	1:03.046	47.800	1:00.002	101.2	9:21:26.658
3	2	5:05.870	3:24.945	44.723	56.202	141.5	9:10:33.257	3	2	2:42.995	36.695	40.523	55.777	237.8	9:23:39.653
4	2	2:15.171	38.017	41.918	55.236	233.7	9:12:48.428	4	2	2:10.757	36.020	39.606	55.131	239.4	9:25:50.410
5	2	2:14.433	37.396	41.484	55.553	234.7	9:15:02.861	5	2	2:09.669	35.676	39.408	54.585	237.8	9:28:00.079
6	2	2:13.221	37.052	41.315	54.854	235.2	9:17:16.082	6	2	2:10.513	35.562	39.609	55.342	238.4	9:30:10.592
7	2	2:12.740	36.869	40.855	55.016	236.3	9:19:28.822	7	2		35.823	39.464		237.8	
8	2	2:12.247	36.611	40.618	55.018	235.8	9:21:41.069								
9	2	2:11.605	36.641	39.899	55.065	235.8	9:23:52.674								
10	2	2:13.577	36.274	41.986	55.317	235.8	9:26:06.251								
11	2	2:12.897	36.453	41.006	55.438	236.8	9:28:19.148								
12	2	2:12.580	36.116	39.877	56.587	236.3	9:30:31.728								
13	2	2:32.394	P 45.722	40.062	1:06.610	236.3	9:33:04.122								



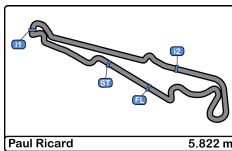


Paul Ricard
GT Cup Open Europe
Qualifying - 2 Driver - 2
Best Sectors Results



Sector - 1				Sector - 2				Sector - 3				Ideal Lap vs Best Lap					
Clas	Nº	Driver	Time	Nº	Driver	Time	Nº	Driver	Time	Clas	Nº	Driver	Ideal Lap	Best Lap	Clas		
1	191	Gillion - Verdonck	35.562	66	Andrzej Lewandowski	38.913	24	Blazek - Lisowski	54.528	1	66	Andrzej Lewandowski	2:09.292	2:09.679	2		
2	66	Andrzej Lewandowski	35.786	191	Gillion - Verdonck	39.408	191	Gillion - Verdonck	54.585	2	191	Gillion - Verdonck	2:09.555	2:09.669	1		
3	24	Blazek - Lisowski	36.010	24	Blazek - Lisowski	39.452	66	Andrzej Lewandowski	54.593	3	24	Blazek - Lisowski	2:09.990	2:10.482	3		
4	100	Dwernicki - Antoszewski	36.116	100	Dwernicki - Antoszewski	39.877	100	Dwernicki - Antoszewski	54.854	4	100	Dwernicki - Antoszewski	2:10.847	2:11.605	4		
5	26	Darmetko - Janosz	36.483	28	Zamparelli - Klingelberg	39.890	32	Fernando Fortes	55.972	5	28	Zamparelli - Klingelberg	2:12.792	2:12.836	5		
6	32	Fernando Fortes	36.659	12	Glauco Solieri	40.002	126	Albert Estragués	56.088	6	126	Albert Estragués	2:12.837	2:12.968	6		
7	28	Zamparelli - Klingelberg	36.673	126	Albert Estragués	40.070	26	Darmetko - Janosz	56.151	7	12	Glauco Solieri	2:13.017	2:13.785	7		
8	126	Albert Estragués	36.679	26	Darmetko - Janosz	40.497	12	Glauco Solieri	56.182	8	26	Darmetko - Janosz	2:13.131	2:13.872	8		
9	12	Glauco Solieri	36.833	32	Fernando Fortes	40.570	28	Zamparelli - Klingelberg	56.229	9	32	Fernando Fortes	2:13.201	2:14.113	9		
10	190	Navarrete - Navarrete jr	37.954	27	Mauro - Aristot	41.257	27	Mauro - Aristot	57.595	10	27	Mauro - Aristot	2:17.028	2:17.028	10		
11	27	Mauro - Aristot	38.176	44	Pisani - Bozzoni	41.785	44	Pisani - Bozzoni	58.518	11	44	Pisani - Bozzoni	2:18.664	2:18.672	11		
12	44	Pisani - Bozzoni	38.361	190	Navarrete - Navarrete jr	41.809	190	Navarrete - Navarrete jr	59.927	12	190	Navarrete - Navarrete jr	2:19.690	2:19.858	12		



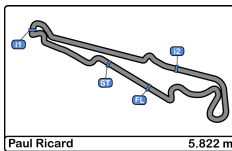


Paul Ricard
GT Cup Open Europe
Qualifying - 2 Driver - 2
Best 5 Lap Times



Cl	N°	Entrant/Team	Nat	Driver 1	Nat	Status	Driver 2	Nat	Status	Vehicle	Cat	Cl	Best 1		Best 2		Best 3		Best 4		Best 5	
													Time	Lap	Time	Lap	Time	Lap	Time	Lap	Time	Lap
1	191	PROsport Racing	DEU	Rodrigue Gillion	BEL		Nico Verdonck	BEL		Aston Martin Vantage	PROAM	1	2:09.669	5	2:10.513	6	2:10.757	4	2:50.848	2		
2	66	Vincenzo Sospiri Racing	ITA	Andrzej Lewandowski	POL					Lamborghini Huracan Super Trofeo	AM	1	2:09.679	13	2:10.583	11	2:10.829	12	2:11.333	10	2:12.183	7
3	24	A&P Racing Team PTT Tech Support	POL	Maciej Blazek	POL		Mateusz Lisowski	POL		Porsche 991 GT3 Cup gen 2	PROAM	2	2:10.482	7	2:11.399	6	2:11.699	5	2:12.221	4	2:15.013	3
4	100	Alda Motorsport	POL	Jakub Dwernicki	POL		Jan Antoszewski	POL		Porsche 911 GT3 Cup gen 2	PROAM	3	2:11.605	9	2:12.247	8	2:12.580	12	2:12.740	7	2:12.897	11
5	28	J. Morcillo / E2P Racing	ESP	Dino Zamparelli	GBR		Jan Klingenberg	CHE		Porsche 911 GT3 Cup gen 2	PROAM	4	2:12.836	11	2:13.088	12	2:14.234	10	2:14.345	9	2:15.433	8
6	126	Three Sixty Racing Team	AND	Albert Estragués	ESP					Transam Euro Ford Mustang 2018	AM	2	2:12.968	12	2:13.336	11	2:14.277	10	2:15.771	7	2:16.084	9
7	12	AKM Motorsport	SMR	Glauco Solieri	ITA					Lamborghini Huracan Super Trofeo	AM	3	2:13.785	12	2:13.823	10	2:14.820	9	2:15.456	8	2:15.916	6
8	26	Q1 by EMG Motorsport	BEL	Maciej Darmetko	POL		Artur Janosz	POL		Porsche 911 GT3 Cup gen 2	PROAM	5	2:13.872	12	2:15.095	10	2:16.877	7	2:16.954	11	2:21.784	5
9	32	Three Sixty Racing Team	AND	Fernando Fortes	BRA					Porsche 911 GT3 Cup gen 2	AM	4	2:14.113	8	2:14.207	7	2:15.599	6	2:18.266	5	2:18.550	4
10	27	Three Sixty Racing Team	AND	Marcio Mauro	BRA		Oscar Aristot	AND		Porsche 911 GT3 Cup gen 2	AM	5	2:17.028	12	2:19.815	9	2:21.745	8	2:24.598	6	2:26.434	7
11	44	Eugenio Pisani	ITA	Eugenio Pisani	ITA		Stefano Bozzoni	ITA		Porsche 911 GT3 Cup gen 1	PROAM	6	2:18.672	9	2:20.163	10	2:23.962	6	2:24.907	5	2:29.021	7
12	190	Three Sixty Racing Team	AND	Fernando Navarrete	ESP		Fernando Navarrete jr	ESP		Porsche 911 GT3 Cup gen 1	AM	6	2:19.858	8	2:20.328	9	2:21.943	7	2:23.035	6	2:23.409	5





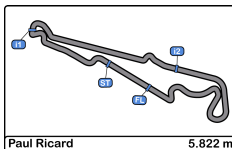
Paul Ricard
GT Cup Open Europe
Qualifying - 2 Driver - 2
Best 5 Top Speeds



Paul Ricard 5.822 m.

Cl	N°	Entrant/Team	Nat	Driver 1	Nat	Driver 2	Nat	Vehicle	Cat	Cl	Top 1		Top 2		Top 3		Top 4		Top 5		Avg
											Km/h	Lap	Km/h	Lap	Km/h	Lap	Km/h	Lap	Km/h	Lap	
1	191	PROsport Racing	DEU	Rodrigue Gillion	BEL	Nico Verdonck	BEL	Aston Martin Vantage	PROAM	1	239.4	4	238.4	6	237.8	3	237.8	5	237.8	7	238.3
2	44	Eugenio Pisani	ITA	Eugenio Pisani	ITA	Stefano Bozzoni	ITA	Porsche 911 GT3 Cup gen 1	PROAM	2	238.9	4	237.3	5	236.3	7	233.2	9	230.7	3	235.3
3	190	Three Sixty Racing Team	AND	Fernando Navarrete	ESP	Fernando Navarrete jr	ESP	Porsche 911 GT3 Cup gen 1	AM	1	238.9	7	238.9	8	237.8	9	236.8	5	236.3	6	237.7
4	126	Three Sixty Racing Team	AND	Albert Estragués	ESP			Transam Euro Ford Mustang 2018	AM	2	237.3	8	236.8	5	236.8	6	236.8	7	236.8	9	236.9
5	66	Vincenzo Sospiri Racing	ITA	Andrzej Lewandowski	POL			Lamborghini Huracan Super Trofeo	AM	3	236.8	7	236.3	6	236.3	8	236.3	10	235.2	5	236.2
6	100	Alda Motorsport	POL	Jakub Dwernicki	POL	Jan Antoszewski	POL	Porsche 911 GT3 Cup gen 2	PROAM	3	236.8	11	236.3	7	236.3	12	236.3	13	235.8	8	236.3
7	24	A&P Racing Team PTT Tech Support	POL	Maciej Blazek	POL	Mateusz Lisowski	POL	Porsche 991 GT3 Cup gen 2	PROAM	4	235.2	6	235.2	7	234.2	5	233.2	3	233.2	4	234.2
8	12	AKM Motorsport	SMR	Glauco Solieri	ITA			Lamborghini Huracan Super Trofeo	AM	4	234.7	6	234.7	7	234.7	11	234.2	4	234.2	10	234.5
9	26	Q1 by EMG Motorsport	BEL	Maciej Darmetko	POL	Artur Janosz	POL	Porsche 911 GT3 Cup gen 2	PROAM	5	234.7	8	234.7	10	234.7	11	234.2	7	234.2	12	234.5
10	28	J. Morcillo / E2P Racing	ESP	Dino Zamparelli	GBR	Jan Klingelberg	CHE	Porsche 911 GT3 Cup gen 2	PROAM	6	234.2	11	233.7	5	233.7	8	233.7	9	233.2	10	233.7
11	32	Three Sixty Racing Team	AND	Fernando Fortes	BRA			Porsche 911 GT3 Cup gen 2	AM	5	233.7	9	232.2	6	232.2	8	231.7	7	230.2	5	232.0
12	27	Three Sixty Racing Team	AND	Marcio Mauro	BRA	Oscar Aristot	AND	Porsche 911 GT3 Cup gen 2	AM	6	231.7	8	231.2	9	230.7	10	230.2	7	229.2	6	230.6



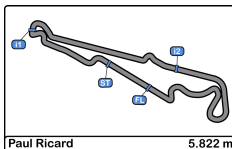


Paul Ricard
GT Cup Open Europe
Qualifying - 2 Driver - 2
Fastest Laps Sequence



Lap	Time of Day	Session Time	Nº	Entrant/Team	Nat	Driver 1	Nat	Driver 2	Nat	Vehicle	Cat	Time	Km/h
2	9:08:11.180	8:11.180	28	J. Morcillo / E2P Racing		Dino Zamparelli		Jan Klingelberg		Porsche 911 GT3 Cup gen 2	PROAM	4:30.989	77.3
3	9:11:04.566	11:04.566	28	J. Morcillo / E2P Racing		Dino Zamparelli		Jan Klingelberg		Porsche 911 GT3 Cup gen 2	PROAM	2:53.386	120.8
2	9:11:37.668	11:37.668	24	A&P Racing Team PTT Tech Support		Maciej Blazek		Mateusz Lisowski		Porsche 991 GT3 Cup gen 2	PROAM	2:51.737	122.0
4	9:12:48.428	12:48.428	100	Alda Motorsport		Jakub Dwernicki		Jan Antoszewski		Porsche 911 GT3 Cup gen 2	PROAM	2:15.171	155.0
3	9:13:52.681	13:52.681	24	A&P Racing Team PTT Tech Support		Maciej Blazek		Mateusz Lisowski		Porsche 991 GT3 Cup gen 2	PROAM	2:15.013	155.2
5	9:15:02.861	15:02.861	100	Alda Motorsport		Jakub Dwernicki		Jan Antoszewski		Porsche 911 GT3 Cup gen 2	PROAM	2:14.433	155.9
4	9:16:04.902	16:04.902	24	A&P Racing Team PTT Tech Support		Maciej Blazek		Mateusz Lisowski		Porsche 991 GT3 Cup gen 2	PROAM	2:12.221	158.5
5	9:18:16.601	18:16.601	24	A&P Racing Team PTT Tech Support		Maciej Blazek		Mateusz Lisowski		Porsche 991 GT3 Cup gen 2	PROAM	2:11.699	159.1
6	9:20:28.000	20:28.000	24	A&P Racing Team PTT Tech Support		Maciej Blazek		Mateusz Lisowski		Porsche 991 GT3 Cup gen 2	PROAM	2:11.399	159.5
7	9:22:38.482	22:38.482	24	A&P Racing Team PTT Tech Support		Maciej Blazek		Mateusz Lisowski		Porsche 991 GT3 Cup gen 2	PROAM	2:10.482	160.6
5	9:28:00.079	28:00.079	191	PROsport Racing		Rodrigue Gillion		Nico Verdonck		Aston Martin Vantage	PROAM	2:09.669	161.6



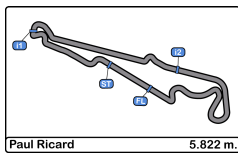


Paul Ricard
GT Cup Open Europe
Qualifying - 2 Driver - 2
Event Best Maximum Speed



Nº	Entrant/Team	Nat	Driver 1	Nat	Driver 2	Nat	Vehicle	Cat	Km/h	Session
190	Three Sixty Racing Team	ESP	Fernando Navarrete	ESP	Fernando Navarrete jr	ESP	Porsche 911 GT3 Cup gen 1	AM	241.0	Race - 1
27	Three Sixty Racing Team	AND	Marcio Mauro	BRA	Oscar Aristot	AND	Porsche 911 GT3 Cup gen 2	AM	240.5	Free Practice - 1
191	PROsport Racing	DEU	Rodrigue Gillion	BEL	Nico Verdonck	BEL	Aston Martin Vantage	PROAM	239.4	Qualifying - 2 Driver - 2
44	Eugenio Pisani	ITA	Eugenio Pisani	ITA	Stefano Bozzoni	ITA	Porsche 911 GT3 Cup gen 1	PROAM	238.9	Qualifying - 2 Driver - 2
126	Three Sixty Racing Team	AND	Albert Estragués	ESP			Transam Euro Ford Mustang 2018	AM	237.3	Qualifying - 2 Driver - 2
66	Vincenzo Sospiri Racing	ITA	Andrzej Lewandowski	POL			Lamborghini Huracan Super Trofeo Evo	AM	236.8	Race - 1
100	Alda Motorsport	POL	Jakub Dwernicki	POL	Jan Antoszewski	POL	Porsche 911 GT3 Cup gen 2	PROAM	236.8	Qualifying - 2 Driver - 2
26	Q1 by EMG Motorsport	BEL	Maciej Darmetko	POL	Artur Janosz	POL	Porsche 911 GT3 Cup gen 2	PROAM	235.8	Race - 1
12	AKM Motorsport	SMR	Glauco Solieri	ITA			Lamborghini Huracan Super Trofeo Evo	AM	235.8	Race - 1
24	A&P Racing Team PTT Tech Support	POL	Maciej Blazek	POL	Mateusz Lisowski	POL	Porsche 991 GT3 Cup gen 2	PROAM	235.2	Qualifying - 2 Driver - 2
28	J. Morcillo / E2P Racing	ESP	Dino Zamparelli	GBR	Jan Klingelberg	CHE	Porsche 911 GT3 Cup gen 2	PROAM	234.2	Qualifying - 2 Driver - 2
32	Three Sixty Racing Team	AND	Fernando Fortes	BRA			Porsche 911 GT3 Cup gen 2	AM	233.7	Qualifying - 2 Driver - 2





Paul Ricard
GT Cup Open Europe
Qualifying - 2 Driver - 2
Pit Stop Analysis



12 Glauco Solieri AM AKM Motorsport
 Lamborghini Huracan Super Trofeo Evo

Nr.	In Day Time	In Time	Out Time	Pit Time	T. Pit Time	Handicap	Penalty
1	9:06:17.619	9:06:17.619	9:12:28.069	6:10.450	6:10.450		

26 Maciej Darmetko PROAM Q1 by EMG Motorsport
 Artur Janosz Porsche 911 GT3 Cup gen 2

Nr.	In Day Time	In Time	Out Time	Pit Time	T. Pit Time	Handicap	Penalty
1	9:06:06.914	9:06:06.914	9:08:34.419	2:27.505	2:27.505		
2	9:22:49.437	9:22:49.437	9:25:00.567	2:11.130	4:38.635		

27 Marcio Mauro AM Three Sixty Racing Team
 Oscar Aristot Porsche 911 GT3 Cup gen 2

Nr.	In Day Time	In Time	Out Time	Pit Time	T. Pit Time	Handicap	Penalty
1	9:06:27.881	9:06:27.881	9:08:56.920	2:29.039	2:29.039		
2	9:28:26.757	9:28:26.757	9:30:59.104	2:32.347	5:01.386		

28 Dino Zamparelli PROAM J. Morcillo / E2P Racing
 Jan Klingelberg Porsche 911 GT3 Cup gen 2

Nr.	In Day Time	In Time	Out Time	Pit Time	T. Pit Time	Handicap	Penalty
1	9:06:19.627	9:06:19.627	9:08:32.432	2:12.805	2:12.805		
2	9:15:55.828	9:15:55.828	9:17:46.894	1:51.066	4:03.871		

32 Fernando Fortes AM Three Sixty Racing Team
 Porsche 911 GT3 Cup gen 2

Nr.	In Day Time	In Time	Out Time	Pit Time	T. Pit Time	Handicap	Penalty
1	9:05:42.703	9:05:42.703	9:10:29.949	4:47.246	4:47.246		

44 Eugenio Pisani PROAM Eugenio Pisani
 Stefano Bozzoni Porsche 911 GT3 Cup gen 1

Nr.	In Day Time	In Time	Out Time	Pit Time	T. Pit Time	Handicap	Penalty
1	9:06:30.971	9:06:30.971	9:09:18.445	2:47.474	2:47.474		
2	9:24:12.519	9:24:12.519	9:27:03.828	2:51.309	5:38.783		

66 Andrzej Lewandowski AM Vincenzo Sospiri Racing
 Lamborghini Huracan Super Trofeo Evo

Nr.	In Day Time	In Time	Out Time	Pit Time	T. Pit Time	Handicap	Penalty
1	9:06:14.294	9:06:14.294	9:09:11.504	2:57.210	2:57.210		

100 Jakub Dwernicki PROAM Alda Motorsport
 Jan Antoszewski Porsche 911 GT3 Cup gen 2

Nr.	In Day Time	In Time	Out Time	Pit Time	T. Pit Time	Handicap	Penalty
1	9:05:18.405	9:05:18.405	9:08:14.674	2:56.269	2:56.269		

126 Albert Estragués AM Three Sixty Racing Team
 Transam Euro Ford Mustang 2018

Nr.	In Day Time	In Time	Out Time	Pit Time	T. Pit Time	Handicap	Penalty
1	9:07:46.251	9:07:46.251	9:09:15.086	1:28.835	1:28.835		

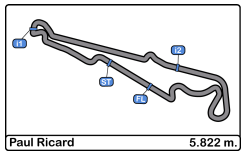
190 Fernando Navarrete AM Three Sixty Racing Team
 Fernando Navarrete jr Porsche 911 GT3 Cup gen 1

Nr.	In Day Time	In Time	Out Time	Pit Time	T. Pit Time	Handicap	Penalty
1	9:07:11.048	9:07:11.048	9:09:02.914	1:51.866	1:51.866		
2	9:28:50.560	9:28:50.560	9:30:27.619	1:37.059	3:28.925		

191 Rodrigue Gillion PROAM PROsport Racing
 Nico Verdonck Aston Martin Vantage

Nr.	In Day Time	In Time	Out Time	Pit Time	T. Pit Time	Handicap	Penalty
1	9:03:39.265	9:03:39.265	9:18:56.182	15:16.917	15:16.917		

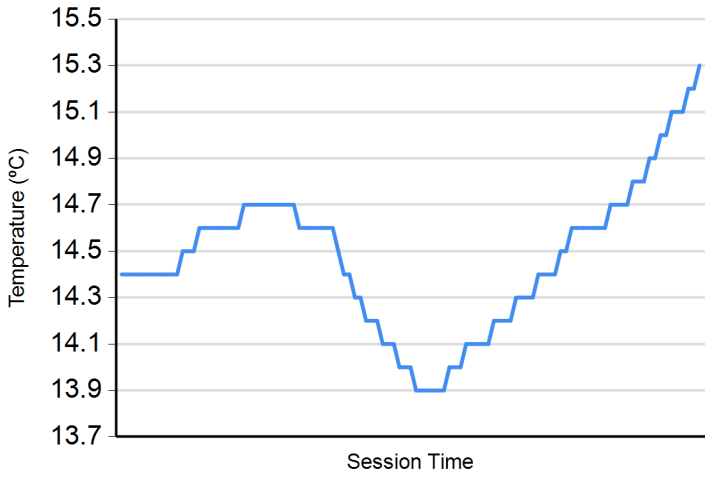




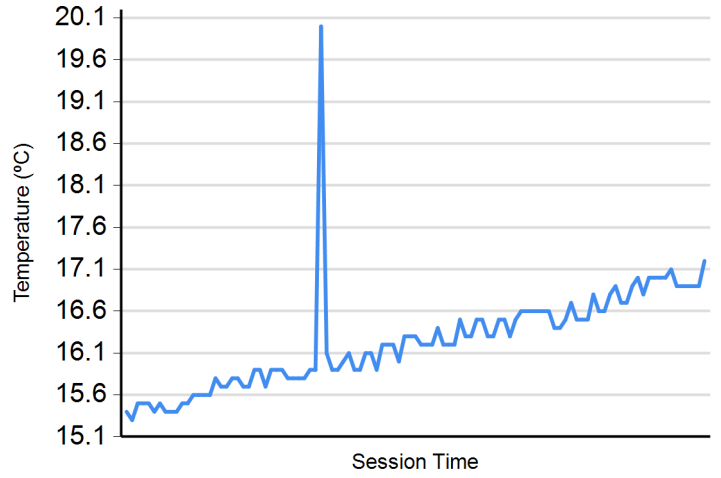
Paul Ricard
GT Cup Open Europe
Qualifying - 2 Driver - 2
Weather Report



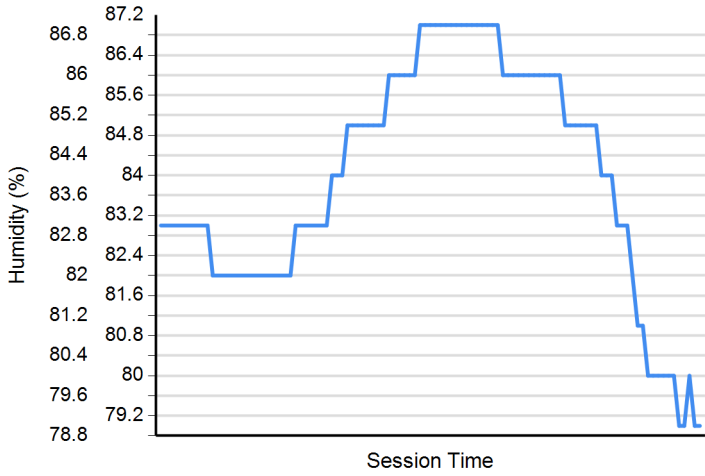
Air Temperature



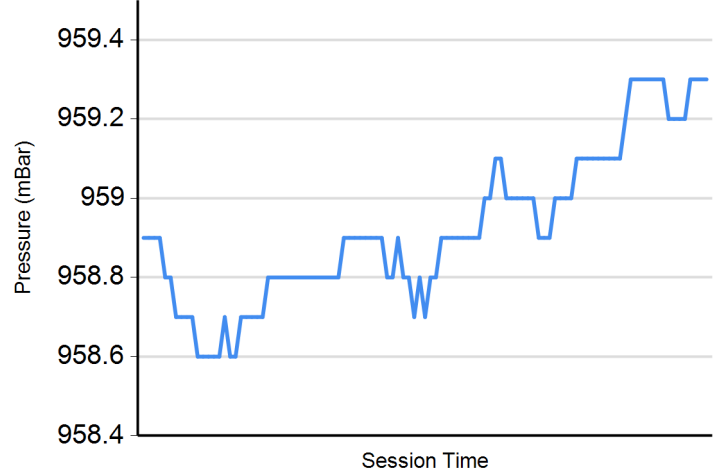
Track Temperature



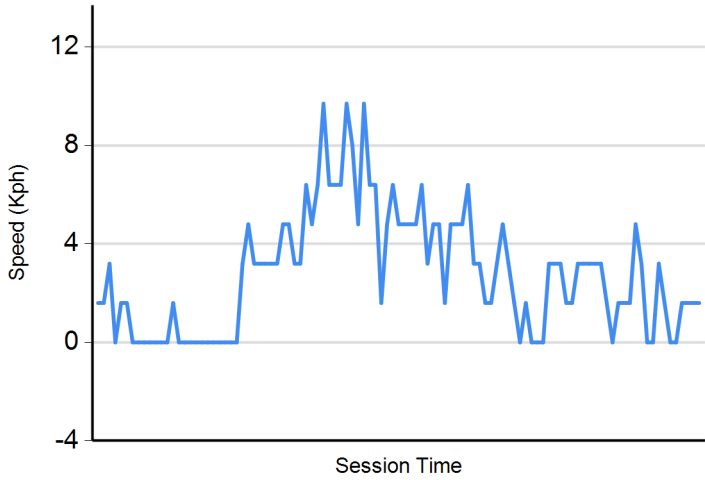
Humidity



Pressure



Wind Speed



Wind direction

North = 0°/360° Est = 90° South = 180° West = 270°

