

Spa Francorchamps
Euroformula Open
Free Practice - 1
Provisional Results



Clas	Nº	Driver	Nat	Cat	Clas	Team	Nat	Vehicle	Laps	Best	Time	Gap	Interval	Km/h
1	25	Casper Stevenson	GBR	R	1	Van Amersfoort Racing	NLD	Dallara F320 HWA	14	12	2:11.788			191.3
2	28	Cameron Das	USA			Team Motopark	DEU	Dallara F320 Spiess	12	12	2:11.884	0.096	0.096	191.1
3	27	Louis Foster	GBR			CryptoTower Racing Team	JPN	Dallara F320 Spiess	11	9	2:12.083	0.295	0.199	190.8
4	18	Nazim Azman	MYS			CryptoTower Racing Team	JPN	Dallara F320 Spiess	13	12	2:13.145	1.357	1.062	189.3
5	21	Josh Mason	GBR			Double R Racing	GBR	Dallara F320 HWA	10	9	2:13.204	1.416	0.059	189.2
6	88	Filip Kaminiaz	POL			CryptoTower Racing Team	JPN	Dallara F320 Spiess	13	12	2:13.273	1.485	0.069	189.1
7	31	Christian Mansell	AUS	R	2	Carlin	GBR	Dallara F320 Spiess	13	8	2:13.555	1.767	0.282	188.7
8	66	Zdenek Chovanec	CZE	R	3	Double R Racing	GBR	Dallara F320 HWA	11	9	2:14.154	2.366	0.599	187.9
9	40	Matthias Lüthen	DEU			Team Motopark	DEU	Dallara F320 Spiess	12	10	2:14.919	3.131	0.765	186.8
10	35	Enzo Scionti	USA	R	4	Drivex School	ESP	Dallara F320 HWA	13	11	2:15.469	3.681	0.550	186.1
11	34	Enzo Trulli	ITA	R	5	Drivex School	ESP	Dallara F320 HWA	4	3	2:16.381	4.593	0.912	184.8
12	77	Vivien Keszthelyi	HUN			Team Motopark	DEU	Dallara F320 Spiess	1	1	9:23:54.349	9:21:42.5	9:21:37.9	00.0

*** PENALTIES**

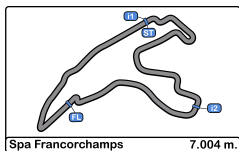
- CAR 27 TIME 2:17.085 DELETED TRACK LIMITS AT T 9
- CAR 35 TIME 2:17.304 DELETED TRACK LIMITS AT T 9
- CAR 34 TIME 2:14.465 DELETED TRACK LIMITS AT T 9
- CAR 25 TIME 2:13.447 DELETED TRACK LIMITS AT T 19 - FOLLOWING LAP WILL ALSO BE DELETED
- CAR 35 TIME 2:15.993 DELETED TRACK LIMITS AT T 19 - FOLLOWING LAP WILL ALSO BE DELETED
- CAR 35 TIME 2:16.198 DELETED TRACK LIMITS AT T 9
- CAR 35 TIME 2:15.978 DELETED TRACK LIMITS AT T 19
- CAR 66 TIME 2:14.903 DELETED TRACK LIMITS AT T 9
- CAR 35 TIME 2:15.996 DELETED TRACK LIMITS AT T 19

Published at:.....

Track Temp: 27.7 °C Air Temp: 23.5 °C Humidity: 66 % Track Status: DRY

Stewards:	Race Director:	Timekeeper: Luis Angel Garcia Nuñez JOB/I-0020-ESP
------------------	-----------------------	---





Spa Francorchamps
Euroformula Open
Free Practice - 1
Provisional Results by Category



Clas	Nº	Driver	Nat	Cat	Clas	Team	Nat	Vehicle	Laps	Best	Time	Gap	Interval	Km/h
1	28	Cameron Das				Team Motopark		Dallara F320 Spiess	12	12	2:11.884			191.1
2	27	Louis Foster				CryptoTower Racing Team		Dallara F320 Spiess	11	9	2:12.083	0.199	0.199	190.8
3	18	Nazim Azman				CryptoTower Racing Team		Dallara F320 Spiess	13	12	2:13.145	1.261	1.062	189.3
4	21	Josh Mason				Double R Racing		Dallara F320 HWA	10	9	2:13.204	1.320	0.059	189.2
5	88	Filip Kaminiaz				CryptoTower Racing Team		Dallara F320 Spiess	13	12	2:13.273	1.389	0.069	189.1
6	40	Matthias Lüthen				Team Motopark		Dallara F320 Spiess	12	10	2:14.919	3.035	1.646	186.8
7	77	Vivien Keszthelyi				Team Motopark		Dallara F320 Spiess	1	1	9:23:54.349	9:21:42.4	9:21:39.4	00.0

Rookie														
1	25	Casper Stevenson		R	1	Van Amersfoort Racing		Dallara F320 HWA	14	12	2:11.788			191.3
2	31	Christian Mansell		R	2	Carlin		Dallara F320 Spiess	13	8	2:13.555	1.767	1.767	188.7
3	66	Zdenek Chovanec		R	3	Double R Racing		Dallara F320 HWA	11	9	2:14.154	2.366	0.599	187.9
4	35	Enzo Scionti		R	4	Drivex School		Dallara F320 HWA	13	11	2:15.469	3.681	1.315	186.1
5	34	Enzo Trulli		R	5	Drivex School		Dallara F320 HWA	4	3	2:16.381	4.593	0.912	184.8

*** PENALTIES**

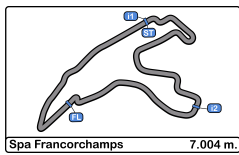
- CAR 27 TIME 2:17.085 DELETED TRACK LIMITS AT T 9
- CAR 35 TIME 2:17.304 DELETED TRACK LIMITS AT T 9
- CAR 34 TIME 2:14.465 DELETED TRACK LIMITS AT T 9
- CAR 25 TIME 2:13.447 DELETED TRACK LIMITS AT T 19 - FOLLOWING LAP WILL ALSO BE DELETED
- CAR 35 TIME 2:15.993 DELETED TRACK LIMITS AT T 19 - FOLLOWING LAP WILL ALSO BE DELETED
- CAR 35 TIME 2:16.198 DELETED TRACK LIMITS AT T 9
- CAR 35 TIME 2:15.978 DELETED TRACK LIMITS AT T 19
- CAR 66 TIME 2:14.903 DELETED TRACK LIMITS AT T 9
- CAR 35 TIME 2:15.996 DELETED TRACK LIMITS AT T 19

Published at:.....

Track Temp: 27.7 °C Air Temp: 23.5 °C Humidity: 66 % Track Status: DRY

Stewards:	Race Director:	Timekeeper: Luis Angel Garcia Nunez JOB/I-0020-ESP
------------------	-----------------------	---





Spa Francorchamps
Euroformula Open
Free Practice - 1
Lap Analysis



18

Nazim Azman

Dallara F320 Spiess

27

Louis Foster

Dallara F320 Spiess

CryptoTower Racing Team

CryptoTower Racing Team

Lap	D	Time	Sector 1	Sector 2	Sector 3	T. Spd	Elapsed	Lap	D	Time	Sector 1	Sector 2	Sector 3	T. Spd	Elapsed
1		9:03:50.009	P 9:01:32.090	1:19.669	58.250	170.8	9:03:50.009	1		9:03:32.030	9:01:43.937	1:08.112	39.981	197.8	9:03:32.030
2		4:44.726	2:58.370	1:07.614	38.742	208.4	9:08:34.735	2		2:47.085	40.385	1:00.805	35.895	241.0	9:05:49.115
3		2:23.144	42.255	1:03.730	37.159	224.0	9:10:57.879	3		2:14.621	39.714	59.484	35.423	244.8	9:08:03.736
4		2:50.701	P 40.196	1:15.677	54.828	242.1	9:13:48.580	4		2:13.683	39.517	58.919	35.247	246.5	9:10:17.419
5		6:59.014	5:18.388	1:04.225	36.401	235.8	9:20:47.594	5		2:26.147	P 39.503	1:01.935	44.709	246.5	9:12:43.566
6		2:16.199	39.743	1:00.949	35.507	245.4	9:23:03.793	6		17:27.945	15:49.513	1:01.815	36.617	219.0	9:30:11.511
7		2:25.990	P 39.462	1:00.460	46.068	247.7	9:25:29.783	7		2:12.754	39.674	57.979	35.101	243.7	9:32:24.265
8		6:28.379	4:45.925	1:04.920	37.534	198.5	9:31:58.162	8		2:12.346	39.551	57.677	35.118	243.7	9:34:36.611
9		2:18.661	41.040	1:01.091	36.530	225.0	9:34:16.823	9		2:12.083	39.545	57.498	35.040	245.4	9:36:48.694
10		2:14.163	39.646	59.220	35.297	244.8	9:36:30.986	10		2:40.251	41.138	1:12.449	46.664	201.1	9:39:28.945
11		2:13.162	39.493	58.398	35.271	244.8	9:38:44.148	11		2:18.218	P 39.492	57.645	41.081	246.0	9:41:47.163
12		2:13.145	39.455	58.477	35.213	245.4	9:40:57.293								
13		2:26.873	P 39.787	1:01.349	45.737	243.2	9:43:24.166								

21

Josh Mason

Dallara F320 HWA

28

Cameron Das

Dallara F320 Spiess

Double R Racing

Team Motopark

Lap	D	Time	Sector 1	Sector 2	Sector 3	T. Spd	Elapsed	Lap	D	Time	Sector 1	Sector 2	Sector 3	T. Spd	Elapsed
1		9:11:34.662	9:09:47.683	1:08.338	38.641	202.2	9:11:34.662	1		9:03:17.778	P 9:01:18.811	1:09.403	49.564	222.2	9:03:17.778
2		3:17.815	P 51.661	1:27.897	58.257	154.0	9:14:52.477	2		4:40.324	3:03.586	1:00.929	35.809	235.2	9:07:58.102
3		5:58.932	4:17.485	1:05.313	36.134	240.0	9:20:51.409	3		2:14.412	39.672	59.387	35.353	243.7	9:10:12.514
4		2:15.341	40.072	59.012	36.257	243.2	9:23:06.750	4		2:24.004	P 39.502	58.771	45.731	244.3	9:12:36.518
5		2:14.668	39.827	59.222	35.619	243.7	9:25:21.418	5		8:06.327	6:28.713	1:01.416	36.198	233.2	9:20:42.845
6		3:44.235	P 40.259	1:36.012	1:27.964	237.3	9:29:05.653	6		2:13.272	39.581	58.566	35.125	244.3	9:22:56.117
7		5:06.233	3:24.654	1:04.380	37.199	205.7	9:34:11.886	7		2:13.181	39.418	58.591	35.172	245.4	9:25:09.298
8		2:14.195	39.989	58.743	35.463	240.5	9:36:26.081	8		2:20.270	P 39.473	58.648	42.149	246.0	9:27:29.568
9		2:13.204	39.784	58.195	35.225	242.6	9:38:39.285	9		7:25.190	5:46.565	1:02.730	35.895	234.7	9:34:54.758
10		2:20.866	P 40.394	58.354	42.118	242.6	9:41:00.151	10		2:19.019	39.610	1:03.186	36.223	238.9	9:37:13.777
								11		2:12.083	39.503	57.608	34.972	242.6	9:39:25.860
								12		2:11.884	39.480	57.335	35.069	243.2	9:41:37.744

25

Casper Stevenson

Dallara F320 HWA

31

Christian Mansell

Dallara F320 Spiess

Rookie

Van Amersfoort Racing

Rookie

Carlin

Lap	D	Time	Sector 1	Sector 2	Sector 3	T. Spd	Elapsed	Lap	D	Time	Sector 1	Sector 2	Sector 3	T. Spd	Elapsed
1		9:02:59.130	9:01:07.695	1:12.162	39.273	186.8	9:02:59.130	1		9:03:05.952	9:01:11.285	1:16.426	38.241	179.4	9:03:05.952
2		2:32.100	44.520	1:05.889	41.691	232.2	9:05:31.230	2		2:21.050	41.927	1:03.586	35.537	211.7	9:05:27.002
3		2:15.638	40.022	1:00.147	35.469	244.8	9:07:46.868	3		2:16.458	39.968	1:00.873	35.617	242.6	9:07:43.460
4		2:16.611	39.651	59.098	37.862	247.1	9:10:03.479	4		2:14.748	39.879	59.275	35.594	242.6	9:09:58.208
5		2:38.742	P 41.421	1:07.759	49.562	244.8	9:12:42.221	5		2:31.615	P 39.722	58.686	53.207	242.6	9:12:29.823
6		8:02.896	6:18.632	1:07.154	37.110	203.7	9:20:45.117	6		8:08.555	6:30.336	1:02.701	35.518	222.6	9:20:38.378
7		2:43.447	39.572	58.756	35.119	246.0	9:22:58.564	7		2:14.078	39.738	58.847	35.493	243.2	9:22:52.456
8		2:22.777	P 39.377	58.568	44.832	248.2	9:25:21.341	8		2:13.555	39.736	58.382	35.437	242.1	9:25:06.011
9		6:45.429	5:01.728	1:06.619	37.082	196.3	9:32:06.770	9		2:15.597	39.717	58.507	37.373	242.1	9:27:21.608
10		2:16.309	40.219	1:00.399	35.691	243.7	9:34:23.079	10		2:24.248	41.220	1:05.942	37.086	223.6	9:29:45.856
11		2:12.283	39.574	57.694	35.015	246.0	9:36:35.362	11		2:24.084	P 39.463	1:00.851	43.770	244.8	9:32:09.940
12		2:11.788	39.348	57.492	34.948	248.2	9:38:47.150	12		7:51.931	6:12.422	1:02.330	37.179	213.4	9:40:01.871
13		2:11.801	39.318	57.640	34.843	248.8	9:40:58.951	13		2:14.263	39.792	59.128	35.343	244.8	9:42:16.134
14		2:29.287	P 44.789	1:00.126	44.372	244.8	9:43:28.238								

34

Enzo Trulli

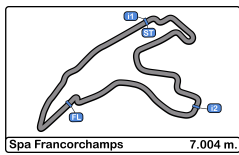
Dallara F320 HWA

Rookie

Drivex School

Lap	D	Time	Sector 1	Sector 2	Sector 3	T. Spd	Elapsed
1		9:03:16.271	9:01:22.289	1:12.646	41.336	180.0	9:03:16.271
2		2:26.836	46.016	1:04.608	36.212	203.3	9:05:43.107
3		2:16.381	40.178	1:00.671	35.532	242.6	9:07:59.488
4		2:14.465	39.593	59.403	35.469	244.3	9:10:13.953
5			39.734			245.4	





Spa Francorchamps
Euroformula Open
Free Practice - 1
Lap Analysis



35

Enzo Scionti

Dallara F320 HWA **88**

Filip Kaminiarz

Dallara F320 Spiess

Rookie

Drivex School

CryptoTower Racing Team

Lap	D	Time	Sector 1	Sector 2	Sector 3	T. Spd	Elapsed	Lap	D	Time	Sector 1	Sector 2	Sector 3	T. Spd	Elapsed
1		9:04:11.794	9:02:07.321	1:16.783	47.690	136.3	9:04:11.794	1		9:04:37.282 P	9:02:35.836	1:12.467	48.979	200.0	9:04:37.282
2		2:27.185	44.913	1:05.592	36.680	221.3	9:06:38.979	2		4:12.162	2:19.190	1:08.444	44.528	199.2	9:08:49.444
3		2:47.304	40.737	1:00.548	36.019	240.5	9:08:56.283	3		2:18.272	40.269	1:01.976	36.027	243.7	9:11:07.716
4		2:15.780	40.222	59.858	35.700	241.6	9:11:12.063	4		2:49.033 P	39.803	1:17.810	51.420	244.8	9:13:56.749
5		2:56.674 P	40.151	1:18.672	57.851	217.7	9:14:08.737	5		6:59.973	5:12.924	1:08.310	38.739	221.3	9:20:56.722
6		7:22.521	5:23.550	1:10.971	48.000	154.9	9:21:31.258	6		2:17.004	39.899	1:01.142	35.963	243.7	9:23:13.726
7		2:40.936	46.820	1:07.171	46.945	187.1	9:24:12.194	7		2:15.345	39.883	59.704	35.758	243.7	9:25:29.071
8		2:45.993	40.360	59.872	35.761	241.0	9:26:28.187	8		2:27.373 P	39.683	1:02.533	45.157	243.7	9:27:56.444
9		2:46.498	40.268	59.593	36.337	240.5	9:28:44.385	9		5:13.427	3:27.107	1:07.515	38.805	213.4	9:33:09.871
10		2:46.978	40.044	1:00.067	35.867	240.0	9:31:00.363	10		2:15.326	40.149	59.417	35.760	240.5	9:35:25.197
11		2:15.469	40.151	59.592	35.726	241.0	9:33:15.832	11		2:13.661	39.606	58.676	35.379	243.2	9:37:38.858
12		2:45.996	39.984	1:00.074	35.938	242.1	9:35:31.828	12		2:13.273	39.592	58.428	35.253	243.7	9:39:52.131
13		6:03.422 P	40.898	1:01.328	4:21.196	223.6	9:41:35.250	13		2:23.831 P	39.570	1:01.386	42.875	245.4	9:42:15.962

40

Matthias Lüthen

Dallara F320 Spiess

Team Motopark

Lap	D	Time	Sector 1	Sector 2	Sector 3	T. Spd	Elapsed
1		9:03:40.202 P	9:01:25.878	1:22.013	52.311	161.6	9:03:40.202
2		17:18.379	15:26.082	1:12.780	39.517	202.6	9:20:58.581
3		2:17.972	40.635	1:01.460	35.877	243.2	9:23:16.553
4		2:17.839	39.925	1:02.199	35.715	246.0	9:25:34.392
5		2:15.832	39.656	1:00.612	35.564	244.8	9:27:50.224
6		2:15.328	39.767	59.910	35.651	243.7	9:30:05.552
7		2:15.437	39.657	1:00.028	35.752	244.3	9:32:20.989
8		2:59.228	48.823	1:17.562	52.843	192.8	9:35:20.217
9		2:15.548	39.946	1:00.039	35.563	244.3	9:37:35.765
10		2:14.919	39.827	59.629	35.463	243.2	9:39:50.684
11		2:15.083	39.662	59.803	35.618	243.2	9:42:05.767
12		2:54.762 P	55.590	1:08.991	50.181	209.3	9:45:00.529

66

Zdenek Chovanec

Dallara F320 HWA

Rookie

Double R Racing

Lap	D	Time	Sector 1	Sector 2	Sector 3	T. Spd	Elapsed
1		9:03:15.848 P	9:01:10.218	1:16.255	49.375	169.0	9:03:15.848
2		11:15.327 P	8:57.719	1:24.766	52.842	140.4	9:14:31.175
3		8:29.786	6:41.067	1:07.673	41.046	218.1	9:23:00.961
4		2:24.317	41.275	1:06.189	36.853	237.8	9:25:25.278
5		2:15.329	40.063	59.681	35.585	242.1	9:27:40.607
6		2:15.130	40.113	59.348	35.669	240.5	9:29:55.737
7		2:15.503	40.041	59.387	36.075	242.1	9:32:11.240
8		2:44.903	39.839	59.400	35.664	242.6	9:34:26.143
9		2:14.154	39.800	58.938	35.416	243.2	9:36:40.297
10		2:14.450	40.032	58.904	35.514	243.2	9:38:54.747
11		2:26.617 P	39.944	59.405	47.268	243.7	9:41:21.364

77

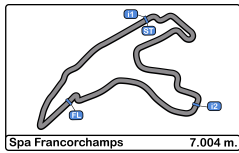
Vivien Keszthelyi

Dallara F320 Spiess

Team Motopark

Lap	D	Time	Sector 1	Sector 2	Sector 3	T. Spd	Elapsed
1		9:23:54.349			9:23:54.349		9:23:54.349





Spa Francorchamps
Euroformula Open
Free Practice - 1
Best Sectors Results

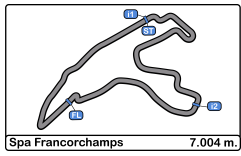


Sector - 1			Sector - 2			Sector - 3			Ideal Lap vs Best Lap						
Clas	Nº	Driver	Time	Nº	Driver	Time	Nº	Driver	Time	Clas	Nº	Driver	Ideal Lap	Best Lap	Clas
1	25	Casper Stevenson	39.318	28	Cameron Das	57.335	25	Casper Stevenson	34.843	1	25	Casper Stevenson	2:11.653	2:11.788	1
2	28	Cameron Das	39.418	25	Casper Stevenson	57.492	28	Cameron Das	34.972	2	28	Cameron Das	2:11.725	2:11.884	2
3	18	Nazim Azman	39.455	27	Louis Foster	57.498	27	Louis Foster	35.040	3	27	Louis Foster	2:12.030	2:12.083	3
4	31	Christian Mansell	39.463	21	Josh Mason	58.195	18	Nazim Azman	35.213	4	18	Nazim Azman	2:13.066	2:13.145	4
5	27	Louis Foster	39.492	31	Christian Mansell	58.382	21	Josh Mason	35.225	5	31	Christian Mansell	2:13.188	2:13.555	7
6	88	Filip Kaminiarz	39.570	18	Nazim Azman	58.398	88	Filip Kaminiarz	35.253	6	21	Josh Mason	2:13.204	2:13.204	5
7	34	Enzo Trulli	39.593	88	Filip Kaminiarz	58.428	31	Christian Mansell	35.343	7	88	Filip Kaminiarz	2:13.251	2:13.273	6
8	40	Matthias Lüthen	39.656	66	Zdenek Chovanec	58.904	66	Zdenek Chovanec	35.416	8	66	Zdenek Chovanec	2:14.120	2:14.154	8
9	21	Josh Mason	39.784	34	Enzo Trulli	59.403	40	Matthias Lüthen	35.463	9	34	Enzo Trulli	2:14.465	2:16.381	11
10	66	Zdenek Chovanec	39.800	35	Enzo Scionti	59.592	34	Enzo Trulli	35.469	10	40	Matthias Lüthen	2:14.748	2:14.919	9
11	35	Enzo Scionti	39.984	40	Matthias Lüthen	59.629	35	Enzo Scionti	35.700	11	35	Enzo Scionti	2:15.276	2:15.469	10
12	77	Vivien Keszthelyi	Transpo	77	Vivien Keszthelyi	Transpo	77	Vivien Keszthelyi	Transpo	12	77	Vivien Keszthelyi	Transpo	Transpo	12



CIRCUIT DE SPA
FRANCORCHAMPS



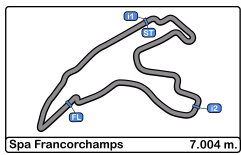


Spa Francorchamps
Euroformula Open
Free Practice - 1
Best 5 Lap Times



Cls	N°	Driver	Nat	Cat	Cls	Team	Nat	Vehicle	Best 1		Best 2		Best 3		Best 4		Best 5	
									Time	Lap	Time	Lap	Time	Lap	Time	Lap	Time	Lap
1	25	Casper Stevenson		R	1	Van Amersfoort Racing		Dallara F320 HWA	2:11.788	12	2:11.801	13	2:12.283	11	2:15.638	3	2:16.309	10
2	28	Cameron Das				Team Motopark		Dallara F320 Spiess	2:11.884	12	2:12.083	11	2:13.181	7	2:13.272	6	2:14.412	3
3	27	Louis Foster				CryptoTower Racing Team		Dallara F320 Spiess	2:12.083	9	2:12.346	8	2:12.754	7	2:13.683	4	2:14.621	3
4	18	Nazim Azman				CryptoTower Racing Team		Dallara F320 Spiess	2:13.145	12	2:13.162	11	2:14.163	10	2:16.199	6	2:18.661	9
5	21	Josh Mason				Double R Racing		Dallara F320 HWA	2:13.204	9	2:14.195	8	2:14.668	5	2:15.341	4	2:20.866	10
6	88	Filip Kaminiarz				CryptoTower Racing Team		Dallara F320 Spiess	2:13.273	12	2:13.661	11	2:15.326	10	2:15.345	7	2:17.004	6
7	31	Christian Mansell		R	2	Carlin		Dallara F320 Spiess	2:13.555	8	2:14.078	7	2:14.263	13	2:14.748	4	2:15.597	9
8	66	Zdenek Chovanec		R	3	Double R Racing		Dallara F320 HWA	2:14.154	9	2:14.450	10	2:15.130	6	2:15.329	5	2:15.503	7
9	40	Matthias Lüthen				Team Motopark		Dallara F320 Spiess	2:14.919	10	2:15.083	11	2:15.328	6	2:15.437	7	2:15.548	9
10	35	Enzo Scionti		R	4	Drivex School		Dallara F320 HWA	2:15.469	11	2:15.780	4	2:27.185	2	2:40.936	7	6:03.422	13
11	34	Enzo Trulli		R	5	Drivex School		Dallara F320 HWA	2:16.381	3	2:26.836	2						
12	77	Vivien Keszthelyi				Team Motopark		Dallara F320 Spiess										



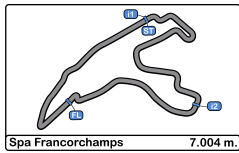


Spa Francorchamps
Euroformula Open
Free Practice - 1
Best 5 Top Speeds



Clas	Nº	Driver	Nat	Cat	Cls	Team	Nat	Vehicle	Top 1		Top 2		Top 3		Top 4		Top 5		Avg
									Km/h	Lap	Km/h	Lap	Km/h	Lap	Km/h	Lap	Km/h	Lap	
1	25	Casper Stevenson		R	1	Van Amersfoort Racing		Dallara F320 HWA	248.8	13	248.2	8	248.2	12	247.1	4	246.0	7	247.7
2	18	Nazim Azman		R	1	CryptoTower Racing Team		Dallara F320 Spiess	247.7	7	245.4	6	245.4	12	244.8	10	244.8	11	245.6
3	27	Louis Foster		R	1	CryptoTower Racing Team		Dallara F320 Spiess	246.5	4	246.5	5	246.0	11	245.4	9	244.8	3	245.9
4	28	Cameron Das		R	1	Team Motopark		Dallara F320 Spiess	246.0	8	245.4	7	244.3	4	244.3	6	243.7	3	244.7
5	40	Matthias Lüthen		R	1	Team Motopark		Dallara F320 Spiess	246.0	4	244.8	5	244.3	7	244.3	9	243.7	6	244.6
6	34	Enzo Trulli		R	2	Drivex School		Dallara F320 HWA	245.4	5	244.3	4	242.6	3	203.3	2	180.0	1	223.1
7	88	Filip Kaminiaz		R	1	CryptoTower Racing Team		Dallara F320 Spiess	245.4	13	244.8	4	243.7	3	243.7	6	243.7	7	244.3
8	31	Christian Mansell		R	3	Carlin		Dallara F320 Spiess	244.8	11	244.8	13	243.2	7	242.6	3	242.6	4	243.6
9	21	Josh Mason		R	1	Double R Racing		Dallara F320 HWA	243.7	5	243.2	4	242.6	9	242.6	10	240.5	8	242.5
10	66	Zdenek Chovanec		R	4	Double R Racing		Dallara F320 HWA	243.7	11	243.2	9	243.2	10	242.6	8	242.1	5	243.0
11	35	Enzo Scionti		R	5	Drivex School		Dallara F320 HWA	242.1	12	241.6	4	241.0	8	241.0	11	240.5	3	241.2



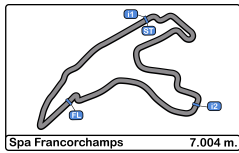


Spa Francorchamps
Euroformula Open
Free Practice - 1
Fastest Laps Sequence



Lap	Time of Day	Session Time	N°	Driver	Nat	Cat	Team	Nat	Vehicle	Time	Km/h
2	9:05:27.002	5:27.002	31	Christian Mansell		AUS	R Carlin		Dallara F320 Spiess	2:21.050	178.7
3	9:07:43.460	7:43.460	31	Christian Mansell		AUS	R Carlin		Dallara F320 Spiess	2:16.458	184.7
3	9:07:46.868	7:46.868	25	Casper Stevenson		GBR	R Van Amersfoort Racing		Dallara F320 HWA	2:15.638	185.8
3	9:08:03.736	8:03.736	27	Louis Foster		GBR	CryptoTower Racing Team		Dallara F320 Spiess	2:14.621	187.2
3	9:10:12.514	10:12.514	28	Cameron Das		USA	Team Motopark		Dallara F320 Spiess	2:14.412	187.5
4	9:10:17.419	10:17.419	27	Louis Foster		GBR	CryptoTower Racing Team		Dallara F320 Spiess	2:13.683	188.6
6	9:22:56.117	22:56.117	28	Cameron Das		USA	Team Motopark		Dallara F320 Spiess	2:13.272	189.1
7	9:25:09.298	25:09.298	28	Cameron Das		USA	Team Motopark		Dallara F320 Spiess	2:13.181	189.3
7	9:32:24.265	32:24.265	27	Louis Foster		GBR	CryptoTower Racing Team		Dallara F320 Spiess	2:12.754	189.9
8	9:34:36.611	34:36.611	27	Louis Foster		GBR	CryptoTower Racing Team		Dallara F320 Spiess	2:12.346	190.5
11	9:36:35.362	36:35.362	25	Casper Stevenson		GBR	R Van Amersfoort Racing		Dallara F320 HWA	2:12.283	190.6
9	9:36:48.694	36:48.694	27	Louis Foster		GBR	CryptoTower Racing Team		Dallara F320 Spiess	2:12.083	190.8
12	9:38:47.150	38:47.150	25	Casper Stevenson		GBR	R Van Amersfoort Racing		Dallara F320 HWA	2:11.788	191.3





Spa Francorchamps
Euroformula Open
Free Practice - 1
Event Best Maximum Speed

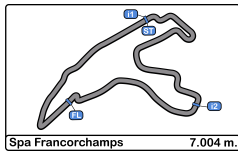


Nº	Driver	Nat	Cat	Clas	Team	Nat	Vehicle	Km/h	Session
25	Casper Stevenson		R	1	Van Amersfoort Racing		Dallara F320 HWA	248.8	Free Practice - 1
18	Nazim Azman				CryptoTower Racing Team		Dallara F320 Spiess	247.7	Free Practice - 1
27	Louis Foster				CryptoTower Racing Team		Dallara F320 Spiess	246.5	Free Practice - 1
40	Matthias Lüthen				Team Motopark		Dallara F320 Spiess	246.0	Free Practice - 1
28	Cameron Das				Team Motopark		Dallara F320 Spiess	246.0	Free Practice - 1
34	Enzo Trulli		R	2	Drivex School		Dallara F320 HWA	245.4	Free Practice - 1
88	Filip Kaminiarz				CryptoTower Racing Team		Dallara F320 Spiess	245.4	Free Practice - 1
31	Christian Mansell		R	3	Carlin		Dallara F320 Spiess	244.8	Free Practice - 1
21	Josh Mason				Double R Racing		Dallara F320 HWA	243.7	Free Practice - 1
66	Zdenek Chovanec		R	4	Double R Racing		Dallara F320 HWA	243.7	Free Practice - 1
35	Enzo Scionti		R	5	Drivex School		Dallara F320 HWA	242.1	Free Practice - 1



CIRCUIT DE SPA
FRANCORCHAMPS





Spa Francorchamps
Euroformula Open
Free Practice - 1
Pit Stop Analysis



18 Nazim Azman Dallara F320 Spiess
CryptoTower Racing Team

N°	In Day Time	In Time	Out Time	Pit Time	T. Pit Time	Handicap	Penalty
1	9:03:42.789	9:03:42.789	9:29:34.696	25:51.907	25:51.907		

21 Josh Mason Dallara F320 HWA
Double R Racing

N°	In Day Time	In Time	Out Time	Pit Time	T. Pit Time	Handicap	Penalty
1	9:14:46.226	9:14:46.226	9:31:51.812	17:05.586	17:05.586		

25 Casper Stevenson Dallara F320 HWA
Rookie Van Amersfoort Racing

N°	In Day Time	In Time	Out Time	Pit Time	T. Pit Time	Handicap	Penalty
1	9:12:36.863	9:12:36.863	9:29:43.281	17:06.418	17:06.418		

27 Louis Foster Dallara F320 Spiess
CryptoTower Racing Team

N°	In Day Time	In Time	Out Time	Pit Time	T. Pit Time	Handicap	Penalty
1	9:12:37.789	9:12:37.789	9:27:55.204	15:17.415	15:17.415		

28 Cameron Das Dallara F320 Spiess
Team Motopark

N°	In Day Time	In Time	Out Time	Pit Time	T. Pit Time	Handicap	Penalty
1	9:03:12.107	9:03:12.107	9:32:38.454	29:26.347	29:26.347		

31 Christian Mansell Dallara F320 Spiess
Rookie Carlin

N°	In Day Time	In Time	Out Time	Pit Time	T. Pit Time	Handicap	Penalty
1	9:12:24.687	9:12:24.687	9:37:40.699	25:16.012	25:16.012		

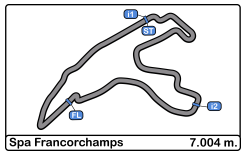
66 Zdenek Chovanec Dallara F320 HWA
Rookie Double R Racing

N°	In Day Time	In Time	Out Time	Pit Time	T. Pit Time	Handicap	Penalty
1	9:03:10.635	9:03:10.635	9:20:31.961	17:21.326	17:21.326		

88 Filip Kaminiarz Dallara F320 Spiess
CryptoTower Racing Team

N°	In Day Time	In Time	Out Time	Pit Time	T. Pit Time	Handicap	Penalty
1	9:04:31.447	9:04:31.447	9:30:43.478	26:12.031	26:12.031		

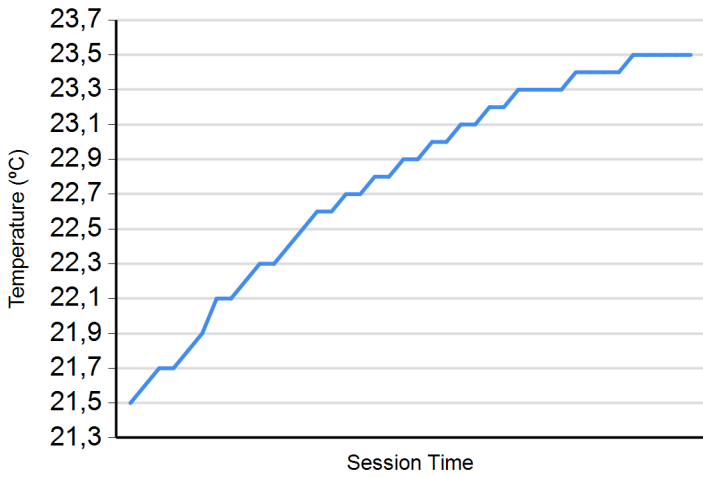




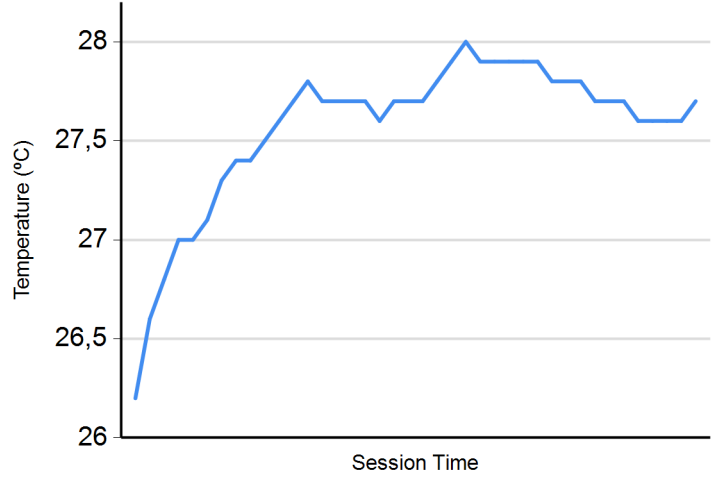
Spa Francorchamps
Euroformula Open
Free Practice - 1
Weather Report



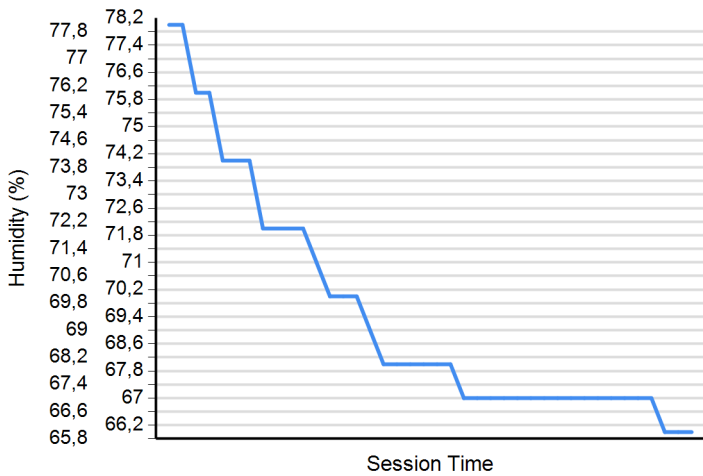
Air Temperature



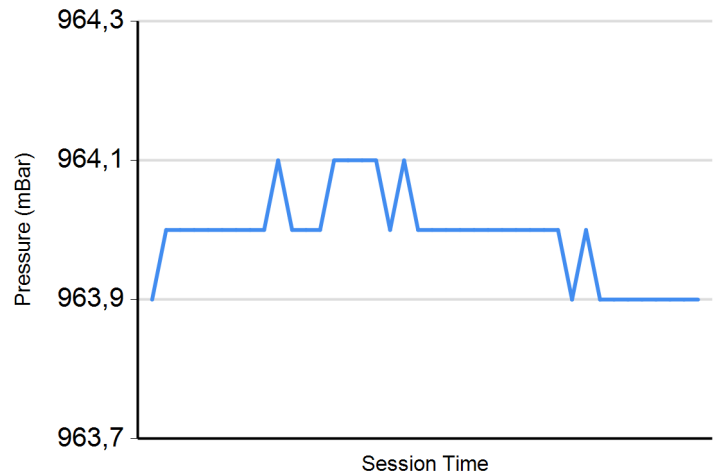
Track Temperature



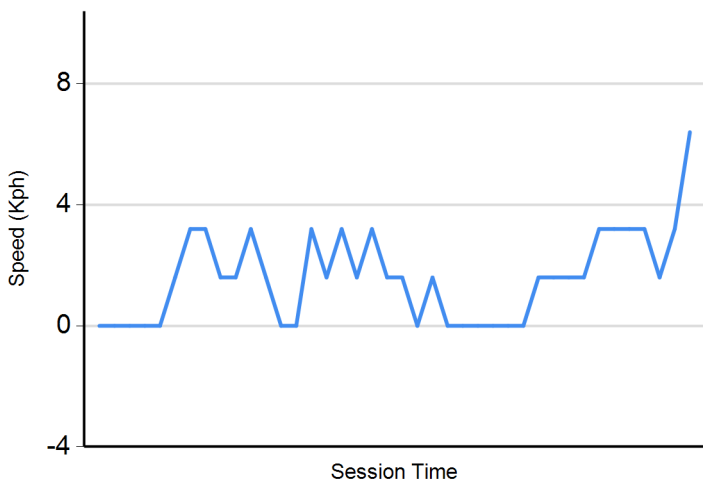
Humidity



Pressure



Wind Speed



Wind direction

