

**Spa Francorchamps**  
**Euroformula Open**  
**Free Practice - 2**  
**Provisional Results**



Clas	Nº	Driver	Nat	Cat	Clas	Team	Nat	Vehicle	Laps	Best	Time	Gap	Interval	Km/h
1	28	Cameron Das	USA			Team Motopark	DEU	Dallara F320 Spiess	12	12	2:12.135			190.8
2	25	Casper Stevenson	GBR	R	1	Van Amersfoort Racing	NLD	Dallara F320 HWA	13	12	2:12.341	0.206	0.206	190.5
3	27	Louis Foster	GBR			CryptoTower Racing Team	JPN	Dallara F320 Spiess	13	13	2:12.507	0.372	0.166	190.2
4	31	Christian Mansell	AUS	R	2	Carlin	GBR	Dallara F320 Spiess	13	11	2:12.829	0.694	0.322	189.8
5	34	Enzo Trulli	ITA	R	3	Drivex School	ESP	Dallara F320 HWA	13	12	2:12.929	0.794	0.100	189.6
6	18	Nazim Azman	MYS			CryptoTower Racing Team	JPN	Dallara F320 Spiess	12	10	2:13.455	1.320	0.526	188.9
7	21	Josh Mason	GBR			Double R Racing	GBR	Dallara F320 HWA	15	15	2:13.689	1.554	0.234	188.6
8	88	Filip Kaminiaz	POL			CryptoTower Racing Team	JPN	Dallara F320 Spiess	13	12	2:13.718	1.583	0.029	188.5
9	40	Matthias Lüthen	DEU			Team Motopark	DEU	Dallara F320 Spiess	13	11	2:13.884	1.749	0.166	188.3
10	77	Vivien Keszthelyi	HUN			Team Motopark	DEU	Dallara F320 Spiess	13	11	2:14.240	2.105	0.356	187.8
11	35	Enzo Scionti	USA	R	4	Drivex School	ESP	Dallara F320 HWA	15	14	2:14.587	2.452	0.347	187.3
12	66	Zdenek Chovanec	CZE	R	5	Double R Racing	GBR	Dallara F320 HWA	6	5	2:14.727	2.592	0.140	187.1

**\* PENALTIES**

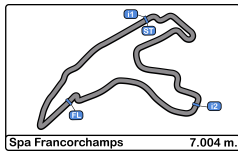
- CAR 18 TIME 2:12.920 DELETED TRACK LIMITS AT T 19 - FOLLOWING LAP WILL ALSO BE DELETED
- CAR 21 TIME 2:13.517 DELETED TRACK LIMITS AT T 9
- CAR 31 TIME 2:13.340 DELETED TRACK LIMITS AT T 4
- CAR 21 TIME 2:14.603 DELETED TRACK LIMITS AT T 9
- CAR 34 TIME 2:14.446 DELETED TRACK LIMITS AT T 19 - FOLLOWING LAP WILL ALSO BE DELETED
- CAR 77 TIME 2:15.050 DELETED TRACK LIMITS AT T 19 - FOLLOWING LAP WILL ALSO BE DELETED
- CAR 34 TIME 2:15.303 DELETED TRACK LIMITS AT T 19 - FOLLOWING LAP WILL ALSO BE DELETED
- CAR 77 TIME 2:15.842 DELETED TRACK LIMITS AT T 19 - FOLLOWING LAP WILL ALSO BE DELETED
- CAR 21 TIME 2:15.749 DELETED TRACK LIMITS AT T 19 - FOLLOWING LAP WILL ALSO BE DELETED
- CAR 21 TIME 2:15.548 DELETED TRACK LIMITS AT T 19 - FOLLOWING LAP WILL ALSO BE DELETED

Published at:.....

Track Temp: **39.5 °C** Air Temp: **28.0 °C** Humidity: **50 %** Track Status: **DRY**

<b>Stewards:</b>	<b>Race Director:</b>	<b>Timekeeper:</b>  Luis Angel García Nuñez JOB/I-0020-ESP
------------------	-----------------------	---





**Spa Francorchamps**  
**Euroformula Open**  
**Free Practice - 2**  
**Provisional Results by Category**



Clas	Nº	Driver	Nat	Cat	Clas	Team	Nat	Vehicle	Laps	Best	Time	Gap	Interval	Km/h
1	28	Cameron Das	USA			Team Motopark	DEU	Dallara F320 Spiess	12	12	2:12.135			190.8
2	27	Louis Foster	GBR			CryptoTower Racing Team	JPN	Dallara F320 Spiess	13	13	2:12.507	0.372	0.372	190.2
3	18	Nazim Azman	MYS			CryptoTower Racing Team	JPN	Dallara F320 Spiess	12	10	2:13.455	1.320	0.948	188.9
4	21	Josh Mason	GBR			Double R Racing	GBR	Dallara F320 HWA	15	15	2:13.689	1.554	0.234	188.6
5	88	Filip Kaminiaz	POL			CryptoTower Racing Team	JPN	Dallara F320 Spiess	13	12	2:13.718	1.583	0.029	188.5
6	40	Matthias Lüthen	DEU			Team Motopark	DEU	Dallara F320 Spiess	13	11	2:13.884	1.749	0.166	188.3
7	77	Vivien Keszthelyi	HUN			Team Motopark	DEU	Dallara F320 Spiess	13	11	2:14.240	2.105	0.356	187.8

Rookie														
1	25	Casper Stevenson	GBR	R	1	Van Amersfoort Racing	NLD	Dallara F320 HWA	13	12	2:12.341			190.5
2	31	Christian Mansell	AUS	R	2	Carlin	GBR	Dallara F320 Spiess	13	11	2:12.829	0.488	0.488	189.8
3	34	Enzo Trulli	ITA	R	3	Drivex School	ESP	Dallara F320 HWA	13	12	2:12.929	0.588	0.100	189.6
4	35	Enzo Scionti	USA	R	4	Drivex School	ESP	Dallara F320 HWA	15	14	2:14.587	2.246	1.658	187.3
5	66	Zdenek Chovanec	CZE	R	5	Double R Racing	GBR	Dallara F320 HWA	6	5	2:14.727	2.386	0.140	187.1

**\* PENALTIES**

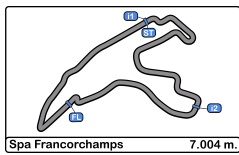
- CAR 18 TIME 2:12.920 DELETED TRACK LIMITS AT T 19 - FOLLOWING LAP WILL ALSO BE DELETED
- CAR 21 TIME 2:13.517 DELETED TRACK LIMITS AT T 9
- CAR 31 TIME 2:13.340 DELETED TRACK LIMITS AT T 4
- CAR 21 TIME 2:14.603 DELETED TRACK LIMITS AT T 9
- CAR 34 TIME 2:14.446 DELETED TRACK LIMITS AT T 19 - FOLLOWING LAP WILL ALSO BE DELETED
- CAR 77 TIME 2:15.050 DELETED TRACK LIMITS AT T 19 - FOLLOWING LAP WILL ALSO BE DELETED
- CAR 34 TIME 2:15.303 DELETED TRACK LIMITS AT T 19 - FOLLOWING LAP WILL ALSO BE DELETED
- CAR 77 TIME 2:15.842 DELETED TRACK LIMITS AT T 19 - FOLLOWING LAP WILL ALSO BE DELETED
- CAR 21 TIME 2:15.749 DELETED TRACK LIMITS AT T 19 - FOLLOWING LAP WILL ALSO BE DELETED
- CAR 21 TIME 2:15.548 DELETED TRACK LIMITS AT T 19 - FOLLOWING LAP WILL ALSO BE DELETED

Published at:.....

Track Temp: **39.5 °C** Air Temp: **28.0 °C** Humidity: **50 %** Track Status: **DRY**

<b>Stewards:</b>	<b>Race Director:</b>	<b>Timekeeper:</b>  Luis Angel Garcia Nuñez JOB/I-0020-ESP
------------------	-----------------------	---





Spa Francorchamps  
Euroformula Open  
Free Practice - 2  
Lap Analysis



18

Nazim Azman

Dallara F320 Spiess

27

Louis Foster

Dallara F320 Spiess

CryptoTower Racing Team

CryptoTower Racing Team

Lap	D	Time	Sector 1	Sector 2	Sector 3	T. Spd	Elapsed	Lap	D	Time	Sector 1	Sector 2	Sector 3	T. Spd	Elapsed
1		13:33:21.751	P 13:31:22.257	1:10.121	49.373	185.5	13:33:21.751	1		13:32:50.665	13:31:08.117	1:04.027	38.521	203.3	13:32:50.665
2		4:00.025	P 2:06.932	1:05.650	47.443	188.1	13:37:21.776	2		2:14.551	40.289	58.956	35.306	237.8	13:35:05.216
3		3:28.374	1:45.757	1:06.599	36.018	210.5	13:40:50.150	3		2:20.017	39.826	1:04.542	35.649	243.2	13:37:25.233
4		2:17.007	40.239	1:01.251	35.517	239.4	13:43:07.157	4		2:13.443	40.009	58.142	35.292	240.5	13:39:38.676
5		2:14.973	39.971	59.539	35.463	240.5	13:45:22.130	5		2:13.324	39.973	58.025	35.326	240.5	13:41:52.000
6		2:35.356	49.037	1:09.825	36.494	191.8	13:47:57.486	6		2:21.662	P 39.811	1:00.584	41.267	240.5	13:44:13.662
7		2:25.687	P 40.197	59.524	45.966	238.9	13:50:23.173	7		5:52.194	4:00.996	1:07.966	43.232	195.6	13:50:05.856
8		10:47.086	9:04.181	1:06.042	36.863	216.4	14:01:10.259	8		2:19.455	P 39.986	58.278	41.191	238.4	13:52:25.311
9		2:22.016	40.963	1:04.473	36.580	233.2	14:03:32.275	9		8:51.720	7:09.247	1:04.655	37.818	227.3	14:01:17.031
10		<b>2:13.455</b>	39.753	58.450	<b>35.252</b>	241.0	14:05:45.730	10		2:24.150	42.439	1:01.272	40.439	215.5	14:03:41.181
11		<del>2:12.920</del>	<b>39.734</b>	<b>57.888</b>	35.298	241.0	14:07:58.650	11		2:12.631	39.901	<b>57.499</b>	35.231	238.4	14:05:53.812
12		2:34.580	P 39.966	1:02.043	52.571	241.0	14:10:33.230	12		2:29.630	39.702	1:02.252	47.676	241.0	14:08:23.442
13								13		<b>2:12.507</b>	<b>39.620</b>	57.783	<b>35.104</b>	242.6	14:10:35.949

21

Josh Mason

Dallara F320 HWA

28

Cameron Das

Dallara F320 Spiess

Double R Racing

Team Motopark

Lap	D	Time	Sector 1	Sector 2	Sector 3	T. Spd	Elapsed	Lap	D	Time	Sector 1	Sector 2	Sector 3	T. Spd	Elapsed
1		13:32:46.008	13:31:00.753	1:06.337	38.918	201.8	13:32:46.008	1		13:33:25.398	13:31:42.091	1:04.482	38.825	226.4	13:33:25.398
2		<del>2:15.548</del>	40.370	59.200	35.978	237.3	13:35:01.556	2		2:19.852	40.806	1:02.643	36.403	235.8	13:35:45.250
3		<del>2:15.740</del>	40.620	59.198	35.931	240.5	13:37:17.305	3		2:14.135	39.984	58.849	35.302	238.9	13:37:59.385
4		2:21.325	P 40.273	59.281	41.771	242.1	13:39:38.630	4		2:14.085	40.043	58.716	35.326	239.4	13:40:13.470
5		4:04.375	2:29.422	59.600	35.353	241.6	13:43:43.005	5		2:20.010	P 39.932	58.604	41.474	239.4	13:42:33.480
6		2:14.357	<b>39.792</b>	59.205	35.360	243.7	13:45:57.362	6		3:28.042	P 1:46.574	59.428	42.040	228.8	13:46:01.522
7		<del>2:14.603</del>	39.885	59.055	35.663	242.1	13:48:11.965	7		14:29.270	12:51.923	1:01.680	35.667	233.2	14:00:30.792
8		2:22.273	P 40.055	59.134	43.084	241.6	13:50:34.238	8		2:12.761	39.939	57.662	35.160	238.9	14:02:43.553
9		8:11.270	6:32.164	1:02.875	36.231	231.2	13:58:45.508	9		2:12.277	39.740	57.392	35.145	240.5	14:04:55.830
10		2:14.369	40.162	58.872	35.335	239.4	14:00:59.877	10		2:12.315	<b>39.697</b>	57.398	35.220	240.5	14:07:08.145
11		2:14.180	39.956	58.847	35.377	239.4	14:03:14.057	11		2:19.742	41.613	1:01.895	36.234	237.8	14:09:27.887
12		2:13.961	39.884	58.627	35.450	241.0	14:05:28.018	12		<b>2:12.135</b>	39.712	<b>57.299</b>	<b>35.124</b>	241.6	14:11:40.022
13		<del>2:13.517</del>	39.822	58.406	<b>35.289</b>	241.6	14:07:41.535	13							
14		2:13.956	39.960	58.560	35.436	242.1	14:09:55.491	14							
15		<b>2:13.689</b>	39.942	<b>58.313</b>	35.434	241.6	14:12:09.180	15							

25

Casper Stevenson

Dallara F320 HWA

31

Christian Mansell

Dallara F320 Spiess

Rookie

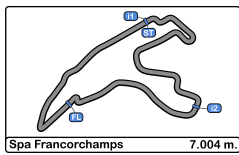
Van Amersfoort Racing

Rookie

Carlin

Lap	D	Time	Sector 1	Sector 2	Sector 3	T. Spd	Elapsed	Lap	D	Time	Sector 1	Sector 2	Sector 3	T. Spd	Elapsed
1		13:33:14.377	13:31:28.864	1:08.508	37.005	213.4	13:33:14.377	1		13:32:52.330	P 13:31:02.885	1:05.153	44.292	194.5	13:32:52.330
2		2:24.024	43.050	1:04.660	36.314	234.2	13:35:38.401	2		3:27.760	P 1:41.446	1:02.891	43.423	214.7	13:36:20.090
3		2:23.909	40.156	1:03.364	40.389	240.0	13:38:02.310	3		3:09.397	1:33.236	1:00.602	35.559	228.8	13:39:29.487
4		2:13.563	39.868	58.486	35.209	242.6	13:40:15.873	4		2:15.209	40.200	59.397	35.612	238.9	13:41:44.696
5		2:13.221	39.682	58.455	35.084	244.8	13:42:29.094	5		2:14.770	40.045	59.220	35.505	238.9	13:43:59.466
6		2:13.476	39.851	58.380	35.245	241.0	13:44:42.570	6		2:26.880	P 40.057	1:02.457	44.366	240.0	13:46:26.346
7		2:24.285	P 39.935	58.986	45.364	241.0	13:47:06.855	7		10:16.998	8:32.832	1:07.252	36.914	203.7	13:56:43.344
8		4:36.379	P 2:54.094	59.880	42.405	228.3	13:51:43.234	8		2:18.646	40.573	1:02.367	35.706	218.1	13:59:01.990
9		3:08.139	P 1:26.534	59.734	41.871	232.2	13:54:51.373	9		2:12.947	39.866	57.939	<b>35.142</b>	241.6	14:01:14.937
10		6:39.444	4:52.549	1:04.898	41.997	227.8	14:01:30.817	10		<del>2:13.340</del>	39.756	58.372	35.212	241.6	14:03:28.277
11		2:26.934	44.199	1:06.595	36.140	233.7	14:03:57.751	11		<b>2:12.829</b>	39.745	<b>57.920</b>	35.164	241.6	14:05:41.106
12		<b>2:12.341</b>	<b>39.584</b>	<b>57.706</b>	<b>35.051</b>	242.1	14:06:10.092	12		2:39.253	45.306	1:07.192	46.755	203.7	14:08:20.359
13		2:42.782	P 45.414	1:08.715	48.653	225.9	14:08:52.874	13		2:22.704	P <b>39.620</b>	58.349	44.735	244.8	14:10:43.063





Spa Francorchamps  
Euroformula Open  
Free Practice - 2  
Lap Analysis



**34** Enzo Trulli Dallara F320 HWA **66** Zdenek Chovanec Dallara F320 HWA  
Rookie Drivex School Rookie Double R Racing

Lap	D	Time	Sector 1	Sector 2	Sector 3	T. Spd	Elapsed	Lap	D	Time	Sector 1	Sector 2	Sector 3	T. Spd	Elapsed
1		13:33:03.294 P	13:31:05.453	1:08.301	49.540	183.9	13:33:03.294	1		13:33:02.071	13:31:13.316	1:12.326	36.429	198.8	13:33:02.071
2		3:48.958	2:10.251	1:02.849	35.858	202.6	13:36:52.252	2		2:16.469	40.811	1:00.154	35.504	235.2	13:35:18.540
3		2:16.560	40.325	1:00.674	35.561	235.8	13:39:08.812	3		2:15.231	40.184	59.152	35.895	237.8	13:37:33.771
4		<del>2:15.303</del>	40.195	59.848	35.260	237.8	13:41:24.115	4		2:14.821	40.178	59.297	35.346	241.6	13:39:48.592
5		<del>2:14.430</del>	40.010	59.216	35.204	238.4	13:43:38.545	5		2:14.727	39.807	59.237	35.683	243.7	13:42:03.319
6		<del>2:14.446</del>	39.907	59.197	35.342	237.3	13:45:52.991	6		3:05.561 P	55.079	1:17.511	52.971	156.2	13:45:08.880
7		2:22.808 P	39.988	59.196	43.624	238.9	13:48:15.799	<b>77</b> Vivien Keszthelyi Dallara F320 Spiess							
8		10:54.476	9:06.448	1:09.477	38.551	216.0	13:59:10.275	Team Motopark							
9		2:24.031	44.235	1:01.678	38.118	201.8	14:01:34.306	Lap	D	Time	Sector 1	Sector 2	Sector 3	T. Spd	Elapsed
10		2:17.789	40.517	1:01.606	35.666	234.7	14:03:52.095	1		13:33:32.944	13:31:46.451	1:06.957	39.536	210.9	13:33:32.944
11		2:13.553	39.874	58.576	35.103	241.6	14:06:05.648	2		2:20.132	41.264	1:02.647	36.221	236.3	13:35:53.076
12		2:12.929	39.920	58.029	34.980	240.5	14:08:18.577	3		2:17.568	40.133	1:01.673	35.762	240.5	13:38:10.644
13		2:29.312 P	40.016	1:03.436	45.860	241.0	14:10:47.889	4		<del>2:15.842</del>	40.065	1:00.187	35.590	240.0	13:40:26.486

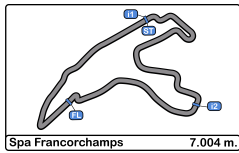
**35** Enzo Scionti Dallara F320 HWA  
Rookie Drivex School

Lap	D	Time	Sector 1	Sector 2	Sector 3	T. Spd	Elapsed	Lap	D	Time	Sector 1	Sector 2	Sector 3	T. Spd	Elapsed
1		13:33:19.725	13:31:28.387	1:10.311	41.027	161.9	13:33:19.725	5		<del>2:15.050</del>	39.858	59.689	35.503	241.0	13:42:41.536
2		2:29.294	44.960	1:06.449	37.885	173.6	13:35:49.019	6		2:32.351 P	39.878	1:01.649	50.824	241.0	13:45:13.887
3		2:16.981	40.151	1:00.945	35.885	242.1	13:38:06.000	7		11:19.222	9:37.662	1:03.535	38.025	211.3	13:56:33.109
4		2:16.048	40.194	1:00.170	35.684	241.0	13:40:22.048	8		2:16.127	40.665	59.743	35.719	235.2	13:58:49.236
5		2:15.897	40.022	1:00.184	35.691	240.5	13:42:37.945	9		2:14.834	40.068	59.159	35.607	241.6	14:01:04.070
6		2:15.736	40.118	59.903	35.715	240.5	13:44:53.681	10		2:14.428	39.899	59.114	35.415	239.4	14:03:18.498
7		2:15.918	40.153	59.963	35.802	240.0	13:47:09.599	11		2:14.240	39.952	58.895	35.393	240.5	14:05:32.738
8		2:28.311 P	40.463	1:03.690	44.158	237.3	13:49:37.910	12		2:19.319	39.947	1:02.717	36.655	240.0	14:07:52.057
9		7:35.092	5:38.668	1:08.541	47.883	152.1	13:57:13.002	13		2:29.386 P	40.101	1:02.214	47.071	238.9	14:10:21.443
10		2:32.557	48.724	1:06.851	36.982	186.5	13:59:45.559	<b>88</b> Filip Kaminiarz Dallara F320 Spiess							
11		2:15.622	40.409	59.473	35.740	237.8	14:02:01.181	CryptoTower Racing Team							
12		2:15.061	40.225	59.214	35.622	237.8	14:04:16.242	Lap	D	Time	Sector 1	Sector 2	Sector 3	T. Spd	Elapsed
13		2:15.443	40.247	59.170	36.026	238.9	14:06:31.685	1		13:33:14.112 P	13:31:16.927	1:10.031	47.154	209.7	13:33:14.112
14		2:14.587	40.156	58.925	35.506	238.4	14:08:46.272	2		4:15.822	2:29.940	1:06.862	39.020	218.1	13:37:29.934
15		2:14.800	40.252	58.844	35.704	239.4	14:11:01.072	3		2:16.559	40.486	1:00.385	35.688	236.8	13:39:46.493

**40** Matthias Lüthen Dallara F320 Spiess  
Team Motopark

Lap	D	Time	Sector 1	Sector 2	Sector 3	T. Spd	Elapsed	Lap	D	Time	Sector 1	Sector 2	Sector 3	T. Spd	Elapsed
1		13:33:28.263	13:31:36.537	1:13.146	38.580	148.1	13:33:28.263	4		2:16.202	40.234	1:00.169	35.799	238.9	13:42:02.695
2		2:19.846	41.023	1:02.653	36.170	233.2	13:35:48.109	5		2:15.241	40.160	59.350	35.731	237.8	13:44:17.936
3		2:15.669	39.973	1:00.296	35.400	240.5	13:38:03.778	6		2:15.341	40.243	59.384	35.714	238.4	13:46:33.277
4		2:15.120	39.720	59.994	35.406	243.7	13:40:18.898	7		2:26.031	40.372	1:03.247	42.412	237.8	13:48:59.308
5		2:14.410	39.600	59.533	35.277	242.1	13:42:33.308	8		2:25.033 P	40.551	1:01.387	43.095	236.3	13:51:24.341
6		2:15.479	39.756	59.860	35.863	241.6	13:44:48.787	9		11:04.164	9:15.287	1:08.917	39.960	186.8	14:02:28.505
7		2:25.524 P	39.940	59.730	45.854	241.0	13:47:14.311	10		2:20.412	40.498	1:04.168	35.746	235.2	14:04:48.917
8		12:54.391	11:07.012	1:07.788	39.591	206.1	14:00:08.702	11		2:14.151	40.182	58.562	35.407	238.9	14:07:03.068
9		2:22.789	42.689	1:02.395	37.705	230.7	14:02:31.491	12		2:13.718	40.116	58.298	35.304	240.0	14:09:16.786
10		2:14.600	39.759	59.358	35.483	241.6	14:04:46.091	13		2:31.504 P	40.225	1:04.164	47.115	238.9	14:11:48.290
11		2:13.884	39.964	58.673	35.247	238.9	14:06:59.975								
12		2:18.593	39.948	58.737	39.908	240.0	14:09:18.568								
13		2:14.259	39.962	58.978	35.319	243.2	14:11:32.827								





**Spa Francorchamps**  
**Euroformula Open**  
**Free Practice - 2**  
**Best Sectors Results**

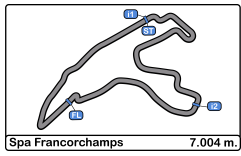


Sector - 1			Sector - 2			Sector - 3			Ideal Lap vs Best Lap						
Clas	Nº	Driver	Time	Nº	Driver	Time	Nº	Driver	Time	Clas	Nº	Driver	Ideal Lap	Best Lap	Clas
1	25	Casper Stevenson	39.584	28	Cameron Das	57.299	34	Enzo Trulli	34.980	1	28	Cameron Das	2:12.120	2:12.135	1
2	40	Matthias Lüthen	39.600	27	Louis Foster	57.499	25	Casper Stevenson	35.051	2	27	Louis Foster	2:12.223	2:12.507	3
3	27	Louis Foster	39.620	25	Casper Stevenson	57.706	27	Louis Foster	35.104	3	25	Casper Stevenson	2:12.341	2:12.341	2
4	31	Christian Mansell	39.620	18	Nazim Azman	57.888	28	Cameron Das	35.124	4	31	Christian Mansell	2:12.682	2:12.829	4
5	28	Cameron Das	39.697	31	Christian Mansell	57.920	31	Christian Mansell	35.142	5	18	Nazim Azman	2:12.874	2:13.455	6
6	18	Nazim Azman	39.734	34	Enzo Trulli	58.029	40	Matthias Lüthen	35.247	6	34	Enzo Trulli	2:12.883	2:12.929	5
7	21	Josh Mason	39.792	88	Filip Kaminiaz	58.298	18	Nazim Azman	35.252	7	21	Josh Mason	2:13.394	2:13.689	7
8	66	Zdenek Chovanec	39.807	21	Josh Mason	58.313	21	Josh Mason	35.289	8	40	Matthias Lüthen	2:13.520	2:13.884	9
9	77	Vivien Keszthelyi	39.858	40	Matthias Lüthen	58.673	88	Filip Kaminiaz	35.304	9	88	Filip Kaminiaz	2:13.718	2:13.718	8
10	34	Enzo Trulli	39.874	35	Enzo Scioni	58.844	66	Zdenek Chovanec	35.346	10	77	Vivien Keszthelyi	2:14.146	2:14.240	10
11	35	Enzo Scioni	40.022	77	Vivien Keszthelyi	58.895	77	Vivien Keszthelyi	35.393	11	66	Zdenek Chovanec	2:14.305	2:14.727	12
12	88	Filip Kaminiaz	40.116	66	Zdenek Chovanec	59.152	35	Enzo Scioni	35.506	12	35	Enzo Scioni	2:14.372	2:14.587	11



CIRCUIT DE SPA  
FRANCORCHAMPS



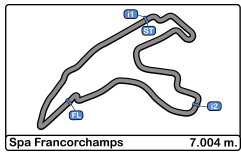


**Spa Francorchamps**  
**Euroformula Open**  
**Free Practice - 2**  
**Best 5 Lap Times**



Cls	N°	Driver	Nat	Cat	Cls	Team	Nat	Vehicle	Best 1		Best 2		Best 3		Best 4		Best 5	
									Time	Lap	Time	Lap	Time	Lap	Time	Lap	Time	Lap
1	28	Cameron Das	USA			Team Motopark	DEU	Dallara F320 Spiess	2:12.135	12	2:12.277	9	2:12.315	10	2:12.761	8	2:14.085	4
2	25	Casper Stevenson	GBR	R	1	Van Amersfoort Racing	NLD	Dallara F320 HWA	2:12.341	12	2:13.221	5	2:13.476	6	2:13.563	4	2:23.909	3
3	27	Louis Foster	GBR			CryptoTower Racing Team	JPN	Dallara F320 Spiess	2:12.507	13	2:12.631	11	2:13.324	5	2:13.443	4	2:14.551	2
4	31	Christian Mansell	AUS	R	2	Carlin	GBR	Dallara F320 Spiess	2:12.829	11	2:12.947	9	2:14.770	5	2:15.209	4	2:18.646	8
5	34	Enzo Trulli	ITA	R	3	Drivex School	ESP	Dallara F320 HWA	2:12.929	12	2:13.553	11	2:16.560	3	2:17.789	10	2:22.808	7
6	18	Nazim Azman	MYS			CryptoTower Racing Team	JPN	Dallara F320 Spiess	2:13.455	10	2:14.973	5	2:17.007	4	2:22.016	9	2:25.687	7
7	21	Josh Mason	GBR			Double R Racing	GBR	Dallara F320 HWA	2:13.689	15	2:13.956	14	2:13.961	12	2:14.180	11	2:14.357	6
8	88	Filip Kaminiarz	POL			CryptoTower Racing Team	JPN	Dallara F320 Spiess	2:13.718	12	2:14.151	11	2:15.241	5	2:15.341	6	2:16.202	4
9	40	Matthias Lüthen	DEU			Team Motopark	DEU	Dallara F320 Spiess	2:13.884	11	2:14.259	13	2:14.410	5	2:14.600	10	2:15.120	4
10	77	Vivien Keszthelyi	HUN			Team Motopark	DEU	Dallara F320 Spiess	2:14.240	11	2:14.428	10	2:14.834	9	2:16.127	8	2:17.568	3
11	35	Enzo Scionti	USA	R	4	Drivex School	ESP	Dallara F320 HWA	2:14.587	14	2:14.800	15	2:15.061	12	2:15.443	13	2:15.622	11
12	66	Zdenek Chovanec	CZE	R	5	Double R Racing	GBR	Dallara F320 HWA	2:14.727	5	2:14.821	4	2:15.231	3	2:16.469	2	3:05.561	6





**Spa Francorchamps**  
**Euroformula Open**  
**Free Practice - 2**  
**Best 5 Top Speeds**

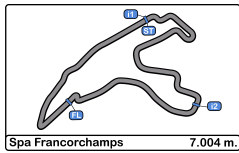


**Top 1    Top 2    Top 3    Top 4    Top 5**

Clas	Nº	Driver	Nat	Cat	Cls	Team	Nat	Vehicle	Top 1		Top 2		Top 3		Top 4		Top 5		Avg
									Km/h	Lap	Km/h	Lap	Km/h	Lap	Km/h	Lap	Km/h	Lap	
1	25	Casper Stevenson		R	1	Van Amersfoort Racing		Dallara F320 HWA	244.8	5	242.6	4	242.1	12	241.0	6	241.0	7	242.3
2	31	Christian Mansell		R	2	Carlin		Dallara F320 Spiess	244.8	13	241.6	9	241.6	10	241.6	11	240.0	6	241.9
3	21	Josh Mason				Double R Racing		Dallara F320 HWA	243.7	6	242.1	4	242.1	7	242.1	14	241.6	5	242.3
4	40	Matthias Lüthen				Team Motopark		Dallara F320 Spiess	243.7	4	243.2	13	242.1	5	241.6	6	241.6	10	242.4
5	66	Zdenek Chovanec		R	3	Double R Racing		Dallara F320 HWA	243.7	5	241.6	4	237.8	3	235.2	2	198.8	1	231.4
6	27	Louis Foster				CryptoTower Racing Team		Dallara F320 Spiess	243.2	3	242.6	13	241.0	12	240.5	4	240.5	5	241.6
7	35	Enzo Scionti		R	4	Drivex School		Dallara F320 HWA	242.1	3	241.0	4	240.5	5	240.5	6	240.0	7	240.8
8	28	Cameron Das				Team Motopark		Dallara F320 Spiess	241.6	12	240.5	9	240.5	10	239.4	4	239.4	5	240.3
9	34	Enzo Trulli		R	5	Drivex School		Dallara F320 HWA	241.6	11	241.0	13	240.5	12	238.9	7	238.4	5	240.1
10	77	Vivien Keszthelyi				Team Motopark		Dallara F320 Spiess	241.6	9	241.0	5	241.0	6	240.5	3	240.5	11	240.9
11	18	Nazim Azman				CryptoTower Racing Team		Dallara F320 Spiess	241.0	10	241.0	11	241.0	12	240.5	5	239.4	4	240.6
12	88	Filip Kaminiaz				CryptoTower Racing Team		Dallara F320 Spiess	240.0	12	238.9	4	238.9	11	238.9	13	238.4	6	239.0







**Spa Francorchamps**  
**Euroformula Open**  
**Free Practice - 2**  
**Fastest Laps Sequence**



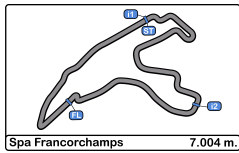
Lap	Time of Day	Session Time	Nº	Driver	Nat	Cat	Team	Nat	Vehicle	Time	Km/h
2	13:35:05.216	5:05.216	27	Louis Foster		GBR	CryptoTower Racing Team		JPN Dallara F320 Spiess	2:14.551	187.3
3	13:37:59.385	7:59.385	28	Cameron Das		USA	Team Motopark		DEU Dallara F320 Spiess	2:14.135	187.9
4	13:39:38.676	9:38.676	27	Louis Foster		GBR	CryptoTower Racing Team		JPN Dallara F320 Spiess	2:13.443	188.9
5	13:41:52.000	11:52.000	27	Louis Foster		GBR	CryptoTower Racing Team		JPN Dallara F320 Spiess	2:13.324	189.1
5	13:42:29.094	12:29.094	25	Casper Stevenson		GBR	R Van Amersfoort Racing		NLD Dallara F320 HWA	2:13.221	189.2
9	14:01:14.937	31:14.937	31	Christian Mansell		AUS	R Carlin		GBR Dallara F320 Spiess	2:12.947	189.6
8	14:02:43.553	32:43.553	28	Cameron Das		USA	Team Motopark		DEU Dallara F320 Spiess	2:12.761	189.9
9	14:04:55.830	34:55.830	28	Cameron Das		USA	Team Motopark		DEU Dallara F320 Spiess	2:12.277	190.6
12	14:11:40.022	41:40.022	28	Cameron Das		USA	Team Motopark		DEU Dallara F320 Spiess	2:12.135	190.8



CIRCUIT DE SPA  
FRANCORCHAMPS





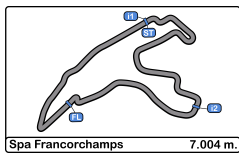


**Spa Francorchamps**  
**Euroformula Open**  
**Free Practice - 2**  
**Event Best Maximum Speed**



N°	Driver	Nat	Cat	Clas	Team	Nat	Vehicle	Km/h	Session	
25	Casper Stevenson		GBR	R	1	Van Amersfoort Racing		Dallara F320 HWA	248.8	Free Practice - 1
18	Nazim Azman		MYA		CryptoTower Racing Team		Dallara F320 Spiess	247.7	Free Practice - 1	
27	Louis Foster		GBR		CryptoTower Racing Team		Dallara F320 Spiess	246.5	Free Practice - 1	
40	Matthias Lüthen		DEU		Team Motopark		Dallara F320 Spiess	246.0	Free Practice - 1	
28	Cameron Das		USA		Team Motopark		Dallara F320 Spiess	246.0	Free Practice - 1	
34	Enzo Trulli		ITA	R	2	Drivex School		Dallara F320 HWA	245.4	Free Practice - 1
88	Filip Kaminiarz		POL		CryptoTower Racing Team		Dallara F320 Spiess	245.4	Free Practice - 1	
31	Christian Mansell		AUS	R	3	Carlin		Dallara F320 Spiess	244.8	Free Practice - 1
21	Josh Mason		GBR		Double R Racing		Dallara F320 HWA	243.7	Free Practice - 1	
66	Zdenek Chovanec		CZE	R	4	Double R Racing		Dallara F320 HWA	243.7	Free Practice - 1
35	Enzo Scionti		USA	R	5	Drivex School		Dallara F320 HWA	242.1	Free Practice - 1
77	Vivien Keszthelyi		HUN		Team Motopark		Dallara F320 Spiess	241.6	Free Practice - 2	





**Spa Francorchamps**  
Euroformula Open  
Free Practice - 2  
Pit Stop Analysis



**18** Nazim Azman Dallara F320 Spiess  
CryptoTower Racing Team

N°	In Day Time	In Time	Out Time	Pit Time	T. Pit Time	Handicap	Penalty
1	13:33:15.459	13:33:15.459	13:33:43.546	28.087	28.087		
2	13:37:14.733	13:37:14.733	13:37:44.380	29.647	57.734		
3	13:50:16.962	13:50:16.962	13:58:45.455	8:28.493	9:26.227		

**21** Josh Mason Dallara F320 HWA  
Double R Racing

N°	In Day Time	In Time	Out Time	Pit Time	T. Pit Time	Handicap	Penalty
1	13:39:33.319	13:39:33.319	13:41:32.804	1:59.485	1:59.485		
2	13:50:28.552	13:50:28.552	13:56:29.732	6:01.180	8:00.665		

**25** Casper Stevenson Dallara F320 HWA  
Rookie Van Amersfoort Racing

N°	In Day Time	In Time	Out Time	Pit Time	T. Pit Time	Handicap	Penalty
1	13:47:01.614	13:47:01.614	13:48:46.564	1:44.950	1:44.950		
2	13:51:38.051	13:51:38.051	13:52:02.582	24.531	2:09.481		
3	13:54:46.447	13:54:46.447	13:59:04.375	4:17.928	6:27.409		

**27** Louis Foster Dallara F320 Spiess  
CryptoTower Racing Team

N°	In Day Time	In Time	Out Time	Pit Time	T. Pit Time	Handicap	Penalty
1	13:44:08.571	13:44:08.571	13:46:40.457	2:31.886	2:31.886		
2	13:52:20.018	13:52:20.018	13:58:56.381	6:36.363	9:08.249		

**28** Cameron Das Dallara F320 Spiess  
Team Motopark

N°	In Day Time	In Time	Out Time	Pit Time	T. Pit Time	Handicap	Penalty
1	13:42:28.127	13:42:28.127	13:43:00.827	32.700	32.700		
2	13:45:56.111	13:45:56.111	13:58:17.099	12:20.988	12:53.688		

**31** Christian Mansell Dallara F320 Spiess  
Rookie Carlin

N°	In Day Time	In Time	Out Time	Pit Time	T. Pit Time	Handicap	Penalty
1	13:32:47.125	13:32:47.125	13:33:11.118	23.993	23.993		
2	13:36:14.843	13:36:14.843	13:36:38.185	23.342	47.335		
3	13:46:21.105	13:46:21.105	13:54:18.852	7:57.747	8:45.082		

**34** Enzo Trulli Dallara F320 HWA  
Rookie Drivex School

N°	In Day Time	In Time	Out Time	Pit Time	T. Pit Time	Handicap	Penalty
1	13:32:57.224	13:32:57.224	13:33:24.985	27.761	27.761		
2	13:48:10.249	13:48:10.249	13:56:36.504	8:26.255	8:54.016		

**35** Enzo Scionti Dallara F320 HWA  
Rookie Drivex School

N°	In Day Time	In Time	Out Time	Pit Time	T. Pit Time	Handicap	Penalty
1	13:49:32.269	13:49:32.269	13:54:29.535	4:57.266	4:57.266		

**40** Matthias Lüthen Dallara F320 Spiess  
Team Motopark

N°	In Day Time	In Time	Out Time	Pit Time	T. Pit Time	Handicap	Penalty
1	13:47:08.606	13:47:08.606	13:57:39.694	10:31.088	10:31.088		

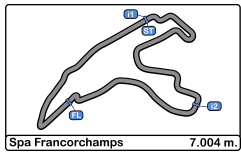
**77** Vivien Keszthelyi Dallara F320 Spiess  
Team Motopark

N°	In Day Time	In Time	Out Time	Pit Time	T. Pit Time	Handicap	Penalty
1	13:45:07.819	13:45:07.819	13:54:11.476	9:03.657	9:03.657		

**88** Filip Kaminiarz Dallara F320 Spiess  
CryptoTower Racing Team

N°	In Day Time	In Time	Out Time	Pit Time	T. Pit Time	Handicap	Penalty
1	13:33:08.359	13:33:08.359	13:34:25.095	1:16.736	1:16.736		
2	13:51:18.630	13:51:18.630	13:59:58.706	8:40.076	9:56.812		

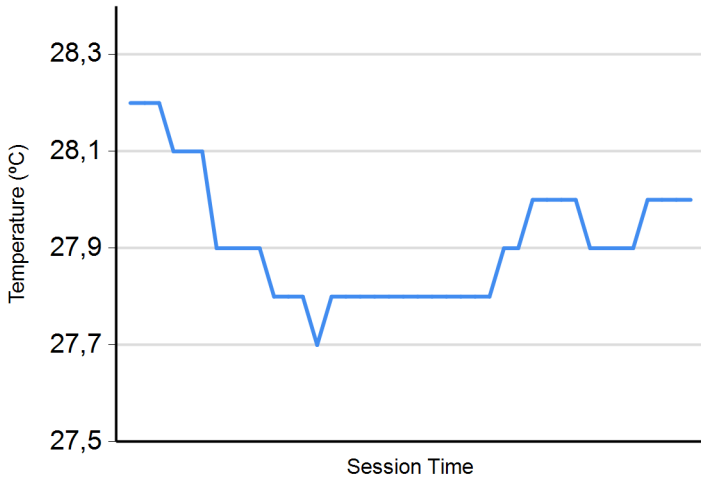




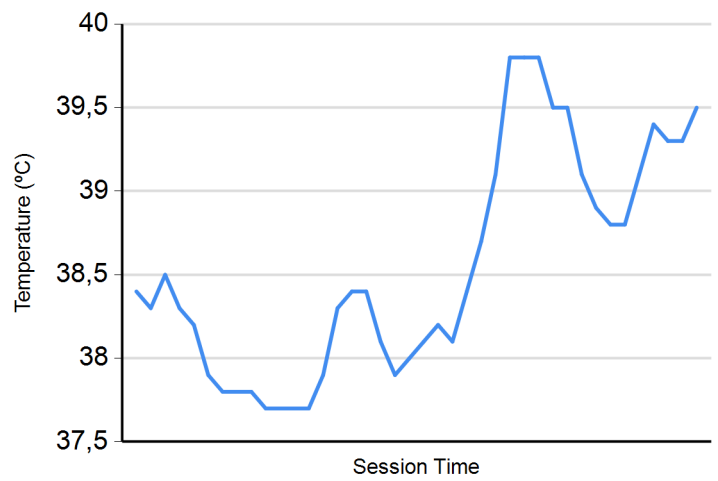
**Spa Francorchamps**  
**Euroformula Open**  
**Free Practice - 2**  
**Weather Report**



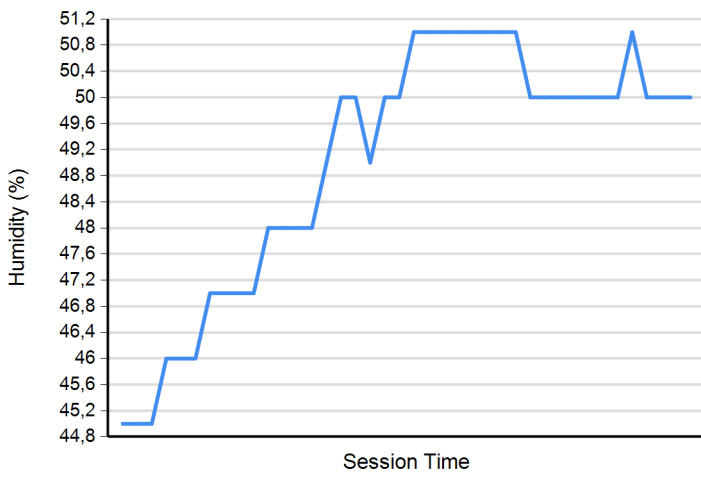
**Air Temperature**



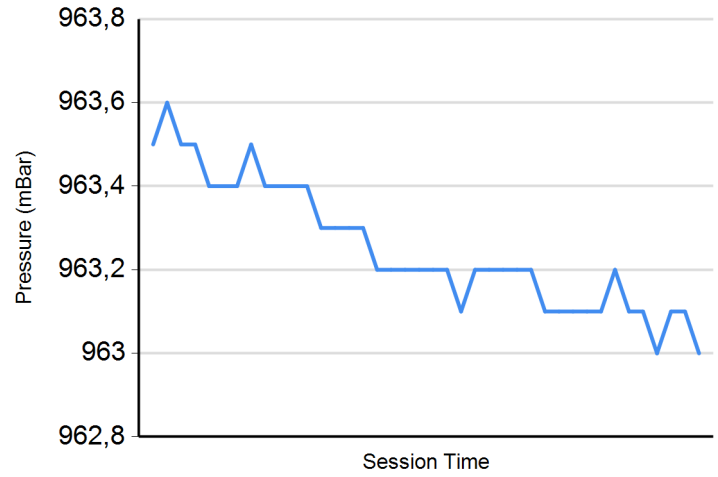
**Track Temperature**



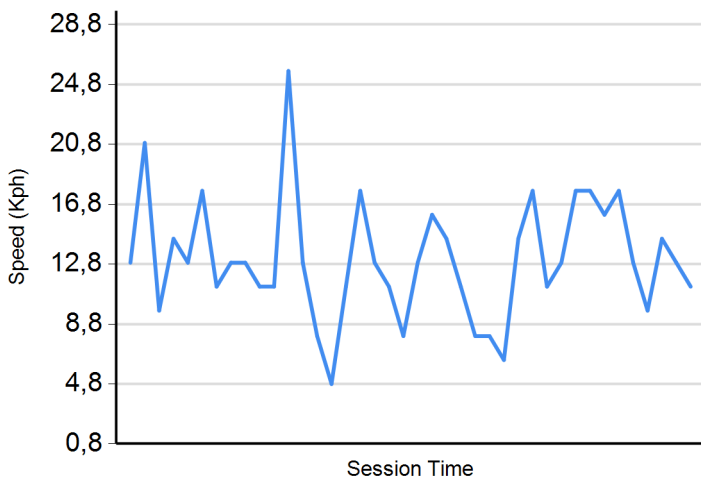
**Humidity**



**Pressure**

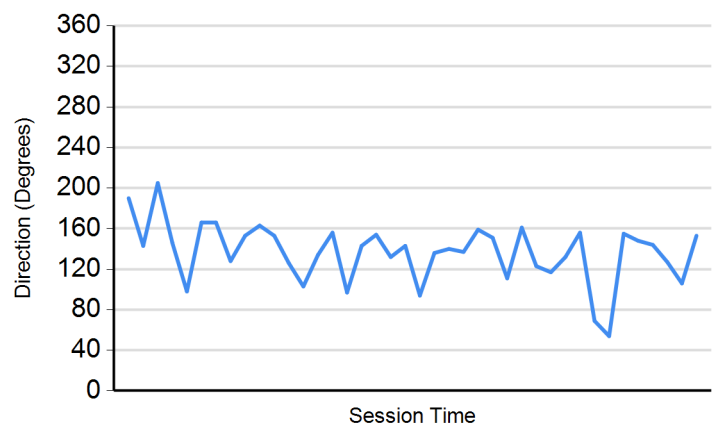


**Wind Speed**



**Wind direction**

North = 0°/360° Est = 90° South = 180° West = 270°



**Spa Francorchamps**  
**Euroformula Open**  
**Free Practice - 1 - 2**  
**Combined Results**

Cls	Nº	Driver	Nat	Cat	Clas	Team	Nat	Vehicle	Laps	FP1	FP2	Best	Gap	Interval	Km/h			
1	25	Casper Stevenson		GBR	R	1	Van Amersfoort Racing		Dallara F320 HWA	27	2:11.788	12	2:12.341	12	2:11.788	191.3		
2	28	Cameron Das		USA		Team Motopark		Dallara F320 Spiess	24	2:11.884	12	2:12.135	12	2:11.884	0.096	0.096	191.1	
3	27	Louis Foster		GBR		CryptoTower Racing Team		Dallara F320 Spiess	24	2:12.083	9	2:12.507	13	2:12.083	0.295	0.199	190.8	
4	31	Christian Mansell		AUS	R	2	Carlin		Dallara F320 Spiess	26	2:13.555	8	2:12.829	11	2:12.829	1.041	0.746	189.8
5	34	Enzo Trulli		ITA	R	3	Drivex School		Dallara F320 HWA	17	2:16.381	3	2:12.929	12	2:12.929	1.141	0.100	189.6
6	18	Nazim Azman		MYS		CryptoTower Racing Team		Dallara F320 Spiess	25	2:13.145	12	2:13.455	10	2:13.145	1.357	0.216	189.3	
7	21	Josh Mason		GBR		Double R Racing		Dallara F320 HWA	25	2:13.204	9	2:13.689	15	2:13.204	1.416	0.059	189.2	
8	88	Filip Kaminiarz		POL		CryptoTower Racing Team		Dallara F320 Spiess	26	2:13.273	12	2:13.718	12	2:13.273	1.485	0.069	189.1	
9	40			DEU		Team Motopark		Dallara F320 Spiess	25	2:14.919	10	2:13.884	11	2:13.884	2.096	0.611	188.3	
10	66	Zdenek Chovanec		CZE	R	4	Double R Racing		Dallara F320 HWA	17	2:14.154	9	2:14.727	5	2:14.154	2.366	0.270	187.9
11	77	Vivien Keszthelyi		HUN		Team Motopark		Dallara F320 Spiess	14	9:23:54.3	1	2:14.240	11	2:14.240	2.452	0.086	187.8	
12	35	Enzo Scionti		USA	R	5	Drivex School		Dallara F320 HWA	28	2:15.469	11	2:14.587	14	2:14.587	2.799	0.347	187.3

**\* PENALTIES**

- CAR 27 TIME 2:17.085 DELETED TRACK LIMITS AT T 9
- CAR 35 TIME 2:17.304 DELETED TRACK LIMITS AT T 9
- CAR 34 TIME 2:14.465 DELETED TRACK LIMITS AT T 9
- CAR 25 TIME 2:13.447 DELETED TRACK LIMITS AT T 19 - FOLLOWING LAP WILL ALSO BE DELETED
- CAR 35 TIME 2:15.993 DELETED TRACK LIMITS AT T 19 - FOLLOWING LAP WILL ALSO BE DELETED
- CAR 35 TIME 2:16.198 DELETED TRACK LIMITS AT T 9
- CAR 35 TIME 2:15.978 DELETED TRACK LIMITS AT T 19
- CAR 66 TIME 2:14.903 DELETED TRACK LIMITS AT T 9
- CAR 35 TIME 2:15.996 DELETED TRACK LIMITS AT T 19
- CAR 18 TIME 2:12.920 DELETED TRACK LIMITS AT T 19 - FOLLOWING LAP WILL ALSO BE DELETED
- CAR 21 TIME 2:13.517 DELETED TRACK LIMITS AT T 9
- CAR 31 TIME 2:13.340 DELETED TRACK LIMITS AT T 4
- CAR 21 TIME 2:14.603 DELETED TRACK LIMITS AT T 9
- CAR 34 TIME 2:14.446 DELETED TRACK LIMITS AT T 19 - FOLLOWING LAP WILL ALSO BE DELETED
- CAR 77 TIME 2:15.050 DELETED TRACK LIMITS AT T 19 - FOLLOWING LAP WILL ALSO BE DELETED
- CAR 34 TIME 2:15.303 DELETED TRACK LIMITS AT T 19 - FOLLOWING LAP WILL ALSO BE DELETED
- CAR 77 TIME 2:15.842 DELETED TRACK LIMITS AT T 19 - FOLLOWING LAP WILL ALSO BE DELETED
- CAR 21 TIME 2:15.749 DELETED TRACK LIMITS AT T 19 - FOLLOWING LAP WILL ALSO BE DELETED
- CAR 21 TIME 2:15.548 DELETED TRACK LIMITS AT T 19 - FOLLOWING LAP WILL ALSO BE DELETED

Published at:.....

<b>Stewards:</b>	<b>Race Director:</b>	<b>Timekeeper:</b>  JOB/I-0020-ESP
------------------	-----------------------	--



CIRCUIT DE SPA  
FRANCORCHAMPS

