

Hungaroring
Euroformula Open
Free Practice - 1
Provisional Results



Clas	Nº	Driver	Nat	Cat	Clas	Team	Nat	Vehicle	Laps	Best	Time	Gap	Interval	Km/h
1	74	Cem Bolukbasi	TUR			Van Amersfoort Racing	NLD	Dallara F320 HWA	6	3	1:35.326			165.4
2	8	Rafael Villagomez	MEX			Van Amersfoort Racing	NLD	Dallara F320 HWA	16	11	1:35.559	0.233	0.233	165.0
3	52	Jak Crawford	USA	R	1	Team Motopark	DEU	Dallara F320 Spiess	16	10	1:35.913	0.587	0.354	164.4
4	21	Josh Mason	GBR			Double R Racing	GBR	Dallara F320 HWA	19	18	1:36.115	0.789	0.202	164.0
5	28	Cameron Das	USA			Team Motopark	DEU	Dallara F320 Spiess	14	12	1:36.183	0.857	0.068	163.9
6	25	Casper Stevenson	GBR	R	2	Van Amersfoort Racing	NLD	Dallara F320 HWA	19	16	1:36.389	1.063	0.206	163.6
7	34	Joshua Durksen	POR	R	3	Drivex School	ESP	Dallara F320 HWA	16	15	1:36.403	1.077	0.014	163.6
8	27	Louis Foster	GBR			CryptoTower Racing Team	JPN	Dallara F320 Spiess	16	11	1:36.458	1.132	0.055	163.5
9	18	Nazim Azman	MYS			CryptoTower Racing Team	JPN	Dallara F320 Spiess	15	14	1:36.818	1.492	0.360	162.8
10	35	Enzo Scionti	USA	R	4	Drivex School	ESP	Dallara F320 HWA	14	13	1:37.513	2.187	0.695	161.7
11	77	Vivien Keszthelyi	HUN			Team Motopark	DEU	Dallara F320 Spiess	15	13	1:37.582	2.256	0.069	161.6
12	88	Filip Kaminiaz	POL			CryptoTower Racing Team	JPN	Dallara F320 Spiess	15	12	1:37.677	2.351	0.095	161.4
13	66	Zdenek Chovanec	CZE	R	5	Double R Racing	GBR	Dallara F320 HWA	17	10	1:38.400	3.074	0.723	160.2

*** PENALTIES**

- CAR 52 TIME 1:36.501 DELETED TRACK LIMITS AT T 11
- CAR 77 TIME 1:37.436 DELETED TRACK LIMITS AT T 11
- CAR 66 TIME 1:38.098 DELETED TRACK LIMITS AT T 11
- CAR 52 TIME 1:35.726 DELETED TRACK LIMITS AT T 11
- CAR 66 TIME 1:38.299 DELETED TRACK LIMITS AT T 11
- CAR 66 TIME 1:42.351 DELETED TRACK LIMITS AT T 11
- CAR 8 TIME 1:35.774 DELETED TRACK LIMITS AT T 4
- CAR 18 TIME 1:37.603 DELETED TRACK LIMITS AT T 11
- CAR 18 TIME 1:40.888 DELETED TRACK LIMITS AT T 11
- CAR 25 TIME 1:38.652 DELETED TRACK LIMITS AT T 4
- CAR 8 TIME 1:37.340 DELETED TRACK LIMITS AT T 4
- CAR 27 TIME 1:38.459 DELETED TRACK LIMITS AT T 4
- CAR 52 TIME 1:38.030 DELETED TRACK LIMITS AT T 4 AND 11

Published at:.....

Track Temp: 30.9 °C Air Temp: 27.3 °C Humidity: 62 % Track Status: DRY

Stewards:

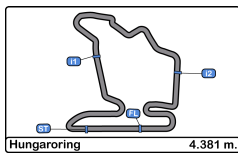
Race Director:

Timekeeper:

Luis Angel García Nuñez

JOB/I-0020-ESP





Hungaroring
Euroformula Open
Free Practice - 1
Provisional Results by Category



Clas	Nº	Driver	Nat	Cat	Clas	Team	Nat	Vehicle	Laps	Best	Time	Gap	Interval	Km/h
1	74	Cem Bolukbasi	TUR			Van Amersfoort Racing	NLD	Dallara F320 HWA	6	3	1:35.326			165.4
2	8	Rafael Villagomez	MEX			Van Amersfoort Racing	NLD	Dallara F320 HWA	16	11	1:35.559	0.233	0.233	165.0
3	21	Josh Mason	GBR			Double R Racing	GBR	Dallara F320 HWA	19	18	1:36.115	0.789	0.556	164.0
4	28	Cameron Das	USA			Team Motopark	DEU	Dallara F320 Spiess	14	12	1:36.183	0.857	0.068	163.9
5	27	Louis Foster	GBR			CryptoTower Racing Team	JPN	Dallara F320 Spiess	16	11	1:36.458	1.132	0.275	163.5
6	18	Nazim Azman	MYS			CryptoTower Racing Team	JPN	Dallara F320 Spiess	15	14	1:36.818	1.492	0.360	162.8
7	77	Vivien Keszthelyi	HUN			Team Motopark	DEU	Dallara F320 Spiess	15	13	1:37.582	2.256	0.764	161.6
8	88	Filip Kaminiarz	POL			CryptoTower Racing Team	JPN	Dallara F320 Spiess	15	12	1:37.677	2.351	0.095	161.4

Rookie														
1	52	Jak Crawford	USA	R	1	Team Motopark	DEU	Dallara F320 Spiess	16	10	1:35.913			164.4
2	25	Casper Stevenson	GBR	R	2	Van Amersfoort Racing	NLD	Dallara F320 HWA	19	16	1:36.389	0.476	0.476	163.6
3	34	Joshua Durksen	PRT	R	3	Drivex School	ESP	Dallara F320 HWA	16	15	1:36.403	0.490	0.014	163.6
4	35	Enzo Scionti	USA	R	4	Drivex School	ESP	Dallara F320 HWA	14	13	1:37.513	1.600	1.110	161.7
5	66	Zdenek Chovanec	PRT	R	5	Double R Racing	GBR	Dallara F320 HWA	17	10	1:38.400	2.487	0.887	160.2

*** PENALTIES**

- CAR 52 TIME 1:36.501 DELETED TRACK LIMITS AT T 11
- CAR 77 TIME 1:37.436 DELETED TRACK LIMITS AT T 11
- CAR 66 TIME 1:38.098 DELETED TRACK LIMITS AT T 11
- CAR 52 TIME 1:35.726 DELETED TRACK LIMITS AT T 11
- CAR 66 TIME 1:38.299 DELETED TRACK LIMITS AT T 11
- CAR 66 TIME 1:42.351 DELETED TRACK LIMITS AT T 11
- CAR 8 TIME 1:35.774 DELETED TRACK LIMITS AT T 4
- CAR 18 TIME 1:37.603 DELETED TRACK LIMITS AT T 11
- CAR 18 TIME 1:40.888 DELETED TRACK LIMITS AT T 11
- CAR 25 TIME 1:38.652 DELETED TRACK LIMITS AT T 4
- CAR 8 TIME 1:37.340 DELETED TRACK LIMITS AT T 4
- CAR 27 TIME 1:38.459 DELETED TRACK LIMITS AT T 4
- CAR 52 TIME 1:38.030 DELETED TRACK LIMITS AT T 4 AND 11

Published at:.....

Track Temp: 30.9 °C Air Temp: 27.3 °C Humidity: 62 % Track Status: DRY

Stewards:	Race Director:	Timekeeper: Luis Angel Garcia Nufez JOB/I-0020-ESP
------------------	-----------------------	---------------------------------------------------------------------





Hungaroring
Euroformula Open
Free Practice - 1
Lap Analysis



8

Rafael Villagomez

Dallara F320 HWA **21**

Josh Mason

Dallara F320 HWA

Van Amersfoort Racing

Double R Racing

Lap	D	Time	Sector 1	Sector 2	Sector 3	T. Spd	Elapsed	Lap	D	Time	Sector 1	Sector 2	Sector 3	T. Spd	Elapsed
1		9:05:11.940	9:04:01.953	40.618	29.369		9:05:11.940	1		9:02:17.863	9:01:05.892	41.620	30.351		9:02:17.863
2		1:45.128	39.259	37.915	27.954	215.1	9:06:57.068	2		1:49.089	40.933	39.154	29.002	209.7	9:04:06.952
3		1:37.340	36.475	34.020	26.845	218.1	9:08:34.408	3		1:43.793	38.237	36.903	28.653	211.3	9:05:50.745
4		1:39.142	37.221	34.689	27.232	219.9	9:10:13.550	4		1:42.100	37.323	36.658	28.119	217.3	9:07:32.845
5		1:41.731 P	36.271	34.074	31.386	221.7	9:11:55.281	5		1:42.789	37.961	36.789	28.039	219.9	9:09:15.634
6		6:25.351	5:16.539	39.667	29.145		9:18:20.632	6		1:38.477	36.542	34.835	27.100	220.8	9:10:54.111
7		1:42.359	38.060	36.263	28.036	216.8	9:20:02.991	7		1:37.763	36.309	34.386	27.068	222.2	9:12:31.874
8		1:35.774	36.007	33.439	26.328	220.8	9:21:38.765	8		1:37.902	36.310	34.286	27.306	221.7	9:14:09.776
9		1:36.252	35.834	34.020	26.398	222.6	9:23:15.017	9		1:43.207	36.290	39.380	27.537	222.2	9:15:52.983
10		1:41.099	35.814	37.974	27.311	222.6	9:24:56.116	10		1:37.483	36.278	34.176	27.029	221.3	9:17:30.466
11		1:35.559	35.843	33.301	26.415	222.6	9:26:31.675	11		1:49.083 P	36.071	38.764	34.248	222.2	9:19:19.549
12		1:42.838 P	35.828	33.360	33.650	221.7	9:28:14.513	12		6:11.090	5:08.845	34.994	27.251		9:25:30.639
13		5:40.918	4:38.097	35.831	26.990		9:33:55.431	13		1:37.108	36.265	34.067	26.776	221.7	9:27:07.747
14		1:35.751	35.907	33.389	26.455	220.4	9:35:31.182	14		1:43.069 P	36.080	33.982	33.007	221.7	9:28:50.816
15		1:37.361	35.970	33.764	27.627	221.7	9:37:08.543	15		3:09.723	2:03.971	37.552	28.200		9:32:00.539
16		1:56.795 P	41.681	39.848	35.266	221.7	9:39:05.338	16		1:40.608	37.256	35.804	27.548	218.6	9:33:41.147
17								17		1:36.478	36.165	33.601	26.712	219.5	9:35:17.625
18								18		1:36.115	35.985	33.483	26.647	222.2	9:36:53.740
19								19		1:47.657 P	36.130	33.758	37.769	222.6	9:38:41.397

18

Nazim Azman

Dallara F320 Spiess

CryptoTower Racing Team

Lap	D	Time	Sector 1	Sector 2	Sector 3	T. Spd	Elapsed
1		9:03:06.591	9:01:55.438	41.675	29.478		9:03:06.591
2		1:46.260	38.465	37.969	29.826	208.8	9:04:52.851
3		1:39.534	36.642	35.392	27.500	220.4	9:06:32.385
4		1:48.205 P	36.645	35.671	35.889	220.4	9:08:20.590
5		8:26.522	7:20.141	38.271	28.110		9:16:47.112
6		1:40.888	37.386	36.114	27.388	212.1	9:18:28.000
7		1:37.603	36.276	34.472	26.855	220.8	9:20:05.603
8		1:37.342	35.888	34.636	26.818	222.6	9:21:42.945
9		1:53.792	45.321	41.055	27.416	192.5	9:23:36.737
10		1:54.196 P	35.990	41.917	36.289	221.7	9:25:30.933
11		5:10.733	4:03.019	39.536	28.178		9:30:41.666
12		1:43.385	38.499	36.470	28.416	208.8	9:32:25.051
13		1:44.835	36.015	41.461	27.359	220.4	9:34:09.886
14		1:36.818	35.982	34.152	26.684	220.8	9:35:46.704
15		1:49.866 P	35.917	33.977	39.972	221.7	9:37:36.570

25

Casper Stevenson

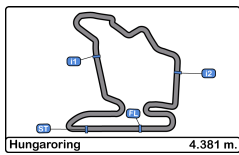
Dallara F320 HWA

Rookie

Van Amersfoort Racing

Lap	D	Time	Sector 1	Sector 2	Sector 3	T. Spd	Elapsed
1		9:02:11.506	9:01:01.735	40.175	29.596		9:02:11.506
2		1:46.440	38.063	36.523	31.854	216.4	9:03:57.946
3		1:39.000	36.666	34.997	27.337	218.6	9:05:36.946
4		1:38.755	36.491	34.799	27.465	219.0	9:07:15.701
5		1:43.518 P	36.563	35.914	31.041	220.4	9:08:59.219
6		5:23.112	4:12.772	40.731	29.609		9:14:22.331
7		1:49.460	38.697	40.551	30.212	206.8	9:16:11.791
8		1:38.652	36.405	35.083	27.164	217.7	9:17:50.443
9		1:37.920	36.258	34.554	27.108	219.9	9:19:28.363
10		1:38.764	36.282	35.434	27.048	220.4	9:21:07.127
11		1:42.329 P	36.241	34.558	31.530	221.7	9:22:49.456
12		3:29.312	2:22.242	38.701	28.369		9:26:18.768
13		1:39.833	36.896	35.550	27.387	219.0	9:27:58.601
14		1:36.932	36.036	34.176	26.720	219.0	9:29:35.533
15		1:36.587	35.908	33.956	26.723	220.4	9:31:12.120
16		1:36.389	35.987	33.751	26.651	219.9	9:32:48.509
17		1:36.442	35.897	33.849	26.696	220.4	9:34:24.951
18		1:43.640	38.320	38.008	27.312	206.8	9:36:08.591
19		1:44.669 P	35.967	33.927	34.775	221.3	9:37:53.260





Hungaroring
Euroformula Open
Free Practice - 1
Lap Analysis



27

Louis Foster

Dallara F320 Spiess **35**

Enzo Scionti

Dallara F320 HWA

CryptoTower Racing Team Rookie

Drivex School

Lap D	Time	Sector 1	Sector 2	Sector 3	T. Spd	Elapsed	Lap D	Time	Sector 1	Sector 2	Sector 3	T. Spd	Elapsed
1	9:02:36.268	9:01:27.335	39.177	29.756		9:02:36.268	1	9:12:33.842	9:11:24.618	38.838	30.386		9:12:33.842
2	1:49.080	38.279	39.258	31.543	213.8	9:04:25.348	2	1:43.202	37.460	37.425	28.317	217.7	9:14:17.044
3	1:38.459	36.698	34.573	27.188	219.5	9:06:03.807	3	1:39.801	36.819	35.410	27.572	217.7	9:15:56.845
4	1:38.302	36.608	34.435	27.259	220.8	9:07:42.109	4	1:39.908	36.828	35.259	27.821	219.0	9:17:36.753
5	2:01.808	44.149	44.196	33.463	220.8	9:09:43.917	5	1:40.082	36.984	35.535	27.563	217.7	9:19:16.835
6	1:37.271	36.260	34.110	26.901	220.8	9:11:21.188	6	1:39.184	36.598	35.246	27.340	219.5	9:20:56.019
7	1:43.095 P	36.372	35.829	30.894	221.3	9:13:04.283	7	1:47.133 P	36.680	36.650	33.803	220.8	9:22:43.152
8	7:32.866	6:25.033	38.369	29.464		9:20:37.149	8	4:58.003	3:37.309	43.726	36.968		9:27:41.155
9	1:45.225	38.231	36.574	30.420	206.5	9:22:22.374	9	1:58.061	41.827	48.764	27.470	193.5	9:29:39.216
10	1:37.244	36.281	33.988	26.975	221.3	9:23:59.618	10	1:38.838	36.479	35.221	27.138	218.6	9:31:18.054
11	1:36.458	35.994	33.768	26.696	221.3	9:25:36.076	11	1:37.764	36.387	34.414	26.963	219.5	9:32:55.818
12	1:51.945	41.133	39.907	30.905	222.6	9:27:28.021	12	1:37.602	36.218	34.427	26.957	220.4	9:34:33.420
13	1:48.180 P	35.994	38.146	34.040	221.3	9:29:16.201	13	1:37.513	36.163	34.459	26.891	220.8	9:36:10.933
14	6:01.451	4:52.774	38.279	30.398		9:35:17.652	14	1:46.914 P	36.097	34.542	36.275	221.7	9:37:57.847
15	1:57.022	38.666	47.175	31.181	205.7	9:37:14.674							
16	1:52.858 P	38.728	38.809	35.321	220.8	9:39:07.532							

52

Jak Crawford

Dallara F320 Spiess

Rookie

Team Motopark

28

Cameron Das

Dallara F320 Spiess

Team Motopark

Lap D	Time	Sector 1	Sector 2	Sector 3	T. Spd	Elapsed	Lap D	Time	Sector 1	Sector 2	Sector 3	T. Spd	Elapsed
1	9:02:05.956	9:00:55.602	40.135	30.219		9:02:05.956	1	9:02:08.015	9:00:55.942	42.181	29.892		9:02:08.015
2	1:45.627	38.377	38.486	28.764	216.8	9:03:51.583	2	1:47.019	38.469	37.889	30.661	213.8	9:03:55.034
3	1:55.787	36.454	45.223	34.110	220.8	9:05:47.370	3	1:38.030	36.446	34.713	26.871	219.5	9:05:33.064
4	1:37.876	36.375	34.488	27.013	220.4	9:07:25.246	4	1:37.096	36.047	34.180	26.869	221.7	9:07:10.160
5	1:42.726 P	36.161	34.826	31.739	221.7	9:09:07.972	5	1:56.534	42.785	45.051	28.698	221.3	9:09:06.694
6	13:16.534	12:08.316	38.211	30.007		9:22:24.506	6	1:36.742	35.938	34.137	26.667	221.3	9:10:43.436
7	1:40.113	37.362	35.435	27.316	217.7	9:24:04.619	7	1:41.473 P	35.941	33.954	31.578	223.1	9:12:24.909
8	1:41.540 P	36.266	34.183	31.091	221.7	9:25:46.159	8	9:17.504	8:01.432	43.328	32.744		9:21:42.413
9	4:14.810	3:07.584	38.752	28.474		9:30:00.969	9	1:43.943	39.391	37.160	27.392	212.1	9:23:26.356
10	1:41.394	37.344	36.394	27.656	216.4	9:31:42.363	10	1:35.913	35.809	33.674	26.430	221.7	9:25:02.269
11	1:36.488	36.048	33.756	26.684	221.7	9:33:18.851	11	1:36.726	35.775	33.441	26.510	223.1	9:26:37.995
12	1:36.183	35.751	33.757	26.675	223.6	9:34:55.034	12	1:41.176 P	35.671	33.611	31.894	222.6	9:28:19.171
13	1:56.193	41.589	45.503	29.101	223.1	9:36:51.227	13	5:43.820	4:35.016	39.789	29.015		9:34:02.991
14	1:51.621 P	36.112	38.284	37.225	221.7	9:38:42.848	14	1:51.369	38.944	39.814	32.611	214.2	9:35:54.360
15							15	1:36.504	35.920	33.728	26.853	220.8	9:37:30.861
16							16	1:52.044 P	37.601	36.242	38.201	222.2	9:39:22.905

34

Joshua Durksen

Dallara F320 HWA **66**

Zdenek Chovanec

Dallara F320 HWA

Rookie

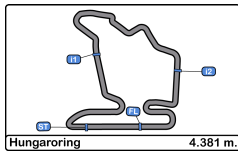
Drivex School

Rookie

Double R Racing

Lap D	Time	Sector 1	Sector 2	Sector 3	T. Spd	Elapsed	Lap D	Time	Sector 1	Sector 2	Sector 3	T. Spd	Elapsed
1	9:02:19.036	9:01:11.910	37.739	29.387		9:02:19.036	1	9:02:54.900	9:01:33.682	48.029	33.189		9:02:54.900
2	1:44.297	38.864	36.956	28.477	199.2	9:04:03.333	2	1:52.526	42.506	41.385	28.635	189.4	9:04:47.426
3	1:39.030	36.734	35.227	27.069	217.3	9:05:42.363	3	1:39.786	36.914	35.233	27.639	218.1	9:06:27.212
4	1:38.046	36.351	34.453	27.242	219.0	9:07:20.409	4	1:51.212	36.872	42.135	32.205	218.1	9:08:18.424
5	1:38.269	36.303	34.839	27.127	219.5	9:08:58.678	5	1:39.136	36.754	34.872	27.510	219.0	9:09:57.560
6	1:44.266 P	37.278	34.992	31.996	219.5	9:10:42.944	6	1:38.573	36.441	34.805	27.327	219.9	9:11:36.133
7	5:36.778	4:29.422	38.518	28.838		9:16:19.722	7	1:47.871 P	36.424	35.040	36.407	219.9	9:13:24.004
8	1:42.238	38.575	35.771	27.892	200.7	9:18:01.960	8	7:37.109	6:30.051	38.499	28.559		9:21:01.113
9	1:37.316	36.325	34.249	26.742	217.7	9:19:39.276	9	1:42.354	37.585	35.541	29.225	219.9	9:22:43.464
10	1:48.794	36.130	37.131	35.533	219.5	9:21:28.070	10	1:38.400	36.549	34.698	27.153	219.9	9:24:21.864
11	1:36.636	36.045	33.994	26.597	219.9	9:23:04.706	11	1:38.299	36.365	34.652	27.282	221.3	9:26:00.163
12	1:43.502 P	36.070	34.099	33.333	219.9	9:24:48.208	12	1:38.098	36.411	34.443	27.244	220.8	9:27:38.261
13	8:37.975	7:35.703	35.267	27.005		9:33:26.183	13	1:58.004 P	40.100	41.278	36.626	221.7	9:29:36.265
14	1:36.772	36.165	33.960	26.647	218.1	9:35:02.955	14	4:00.153	2:49.245	41.003	29.905		9:33:36.418
15	1:36.403	35.937	33.798	26.668	220.4	9:36:39.358	15	1:46.641	41.492	36.119	29.030	206.1	9:35:23.059
16	1:54.354 P	38.641	40.255	35.458	219.9	9:38:33.712	16	1:38.684	36.522	34.934	27.228	219.9	9:37:01.743
							17	2:19.250 P	46.580	47.660	45.010	190.1	9:39:20.993





Hungaroring
Euroformula Open
Free Practice - 1
Lap Analysis



74

Cem Bolukbasi

Dallara F320 HWA

Van Amersfoort Racing

Lap	D	Time	Sector 1	Sector 2	Sector 3	T. Spd	Elapsed
1		9:24:29.819	9:23:16.096	43.589	30.134		9:24:29.819
2		1:46.919	39.221	40.389	27.309	194.5	9:26:16.738
3		1:35.326	35.923	33.129	26.274	218.6	9:27:52.064
4		1:35.518	35.753	33.077	26.688	220.4	9:29:27.582
5		1:35.358	35.758	33.116	26.484	220.4	9:31:02.940
6		1:40.988 P	36.421	33.598	30.969	220.8	9:32:43.928

77

Vivien Keszthelyi

Dallara F320 Spiess

Team Motopark

Lap	D	Time	Sector 1	Sector 2	Sector 3	T. Spd	Elapsed
1		9:07:38.567	9:06:25.775	43.032	29.760		9:07:38.567
2		1:44.956	38.505	37.655	28.796	216.0	9:09:23.523
3		1:43.402	37.317	38.049	28.036	217.7	9:11:06.925
4		1:40.362	36.954	35.783	27.625	219.9	9:12:47.287
5		1:39.528	36.718	35.314	27.496	219.9	9:14:26.815
6		1:39.041	36.517	35.143	27.381	220.8	9:16:05.856
7		1:38.945	36.382	35.160	27.403	221.7	9:17:44.801
8		1:47.170 P	36.354	36.399	34.417	221.7	9:19:31.971
9		8:00.393	6:54.947	37.680	27.766		9:27:32.364
10		1:38.583	36.540	34.734	27.309	219.9	9:29:10.947
11		1:37.979	36.314	34.538	27.127	219.5	9:30:48.926
12		1:38.812	36.491	34.511	27.810	220.8	9:32:27.738
13		1:37.582	36.185	34.496	26.901	222.2	9:34:05.320
14		1:37.436	36.240	34.294	26.902	222.6	9:35:42.756
15		1:57.405 P	36.843	39.192	41.370	221.3	9:37:40.161

88

Filip Kaminiaz

Dallara F320 Spiess

CryptoTower Racing Team

Lap	D	Time	Sector 1	Sector 2	Sector 3	T. Spd	Elapsed
1		9:02:50.986	9:01:35.636	44.325	31.025		9:02:50.986
2		1:42.337	37.671	36.748	27.918	215.5	9:04:33.323
3		1:40.981	37.151	36.034	27.796	219.0	9:06:14.304
4		1:44.667	36.844	38.414	29.409	219.0	9:07:58.971
5		1:57.933 P	36.717	43.705	37.511	219.9	9:09:56.904
6		10:25.399	9:15.060	41.258	29.081		9:20:22.303
7		1:43.385	37.255	37.574	28.556	216.8	9:22:05.688
8		1:42.426	36.530	37.757	28.139	218.6	9:23:48.114
9		1:38.010	36.345	34.550	27.115	219.5	9:25:26.124
10		1:37.928	36.294	34.438	27.196	220.8	9:27:04.052
11		1:55.852	37.230	47.164	31.458	218.6	9:28:59.904
12		1:37.677	36.327	34.267	27.083	219.0	9:30:37.581
13		1:55.025	43.900	41.394	29.731	219.9	9:32:32.606
14		1:38.874	36.782	34.844	27.248	219.5	9:34:11.480
15		1:44.440 P	36.305	35.076	33.059	221.7	9:35:55.920





Hungaroring
Euroformula Open
Free Practice - 1
Best Sectors Results



Sector - 1			Sector - 2			Sector - 3			Ideal Lap vs Best Lap						
Clas	Nº	Driver	Time	Nº	Driver	Time	Nº	Driver	Time	Clas	Nº	Driver	Ideal Lap	Best Lap	Clas
1	52	Jak Crawford	35.671	74	Cem Bolukbasi	33.077	74	Cem Bolukbasi	26.274	1	74	Cem Bolukbasi	1:35.104	1:35.326	1
2	28	Cameron Das	35.751	8	Rafael Villagomez	33.301	8	Rafael Villagomez	26.328	2	8	Rafael Villagomez	1:35.443	1:35.559	2
3	74	Cem Bolukbasi	35.753	52	Jak Crawford	33.441	52	Jak Crawford	26.430	3	52	Jak Crawford	1:35.542	1:35.913	3
4	8	Rafael Villagomez	35.814	21	Josh Mason	33.483	34	Joshua Durksen	26.597	4	21	Josh Mason	1:36.115	1:36.115	4
5	18	Nazim Azman	35.888	25	Casper Stevenson	33.751	21	Josh Mason	26.647	5	28	Cameron Das	1:36.182	1:36.183	5
6	25	Casper Stevenson	35.897	28	Cameron Das	33.756	25	Casper Stevenson	26.651	6	25	Casper Stevenson	1:36.299	1:36.389	6
7	34	Joshua Durksen	35.937	27	Louis Foster	33.768	28	Cameron Das	26.675	7	34	Joshua Durksen	1:36.332	1:36.403	7
8	21	Josh Mason	35.985	34	Joshua Durksen	33.798	18	Nazim Azman	26.684	8	27	Louis Foster	1:36.458	1:36.458	8
9	27	Louis Foster	35.994	18	Nazim Azman	33.977	27	Louis Foster	26.696	9	18	Nazim Azman	1:36.549	1:36.818	9
10	35	Enzo Scionti	36.097	88	Filip Kaminiarz	34.267	35	Enzo Scionti	26.891	10	77	Vivien Keszthelyi	1:37.380	1:37.582	11
11	77	Vivien Keszthelyi	36.185	77	Vivien Keszthelyi	34.294	77	Vivien Keszthelyi	26.901	11	35	Enzo Scionti	1:37.402	1:37.513	10
12	88	Filip Kaminiarz	36.294	35	Enzo Scionti	34.414	88	Filip Kaminiarz	27.083	12	88	Filip Kaminiarz	1:37.644	1:37.677	12
13	66	Zdenek Chovanec	36.365	66	Zdenek Chovanec	34.443	66	Zdenek Chovanec	27.153	13	66	Zdenek Chovanec	1:37.961	1:38.400	13





Hungaroring
Euroformula Open
Free Practice - 1
Best 5 Lap Times



Cls	Nº	Driver	Nat	Cat	Cls	Team	Nat	Vehicle	Best 1		Best 2		Best 3		Best 4		Best 5	
									Time	Lap	Time	Lap	Time	Lap	Time	Lap	Time	Lap
1	74	Cem Bolukbasi	TUR			Van Amersfoort Racing	NLD	Dallara F320 HWA	1:35.326	3	1:35.358	5	1:35.518	4	1:40.988	6	1:46.919	2
2	8	Rafael Villagomez	MEX			Van Amersfoort Racing	NLD	Dallara F320 HWA	1:35.559	11	1:35.751	14	1:36.252	9	1:37.361	15	1:39.142	4
3	52	Jak Crawford	USA	R	1	Team Motopark	DEU	Dallara F320 Spiess	1:35.913	10	1:36.742	6	1:37.096	4	1:41.176	12	1:41.473	7
4	21	Josh Mason	GBR			Double R Racing	GBR	Dallara F320 HWA	1:36.115	18	1:36.478	17	1:37.108	13	1:37.483	10	1:37.763	7
5	28	Cameron Das	USA			Team Motopark	DEU	Dallara F320 Spiess	1:36.183	12	1:36.488	11	1:37.876	4	1:40.113	7	1:41.394	10
6	25	Casper Stevenson	GBR	R	2	Van Amersfoort Racing	NLD	Dallara F320 HWA	1:36.389	16	1:36.442	17	1:36.587	15	1:36.932	14	1:37.920	9
7	34	Joshua Durksen	PRY	R	3	Drivex School	ESP	Dallara F320 HWA	1:36.403	15	1:36.636	11	1:36.772	14	1:37.316	9	1:38.046	4
8	27	Louis Foster	GBR			CryptoTower Racing Team	JPN	Dallara F320 Spiess	1:36.458	11	1:37.244	10	1:37.271	6	1:38.302	4	1:43.095	7
9	18	Nazim Azman	MYS			CryptoTower Racing Team	JPN	Dallara F320 Spiess	1:36.818	14	1:37.342	8	1:39.534	3	1:43.385	12	1:44.835	13
10	35	Enzo Scionti	USA	R	4	Drivex School	ESP	Dallara F320 HWA	1:37.513	13	1:37.602	12	1:37.764	11	1:38.838	10	1:39.184	6
11	77	Vivien Keszthelyi	HUN			Team Motopark	DEU	Dallara F320 Spiess	1:37.582	13	1:37.979	11	1:38.583	10	1:38.812	12	1:38.945	7
12	88	Filip Kaminiarz	POL			CryptoTower Racing Team	JPN	Dallara F320 Spiess	1:37.677	12	1:37.928	10	1:38.010	9	1:38.874	14	1:40.981	3
13	66	Zdenek Chovanec	CZE	R	5	Double R Racing	GBR	Dallara F320 HWA	1:38.400	10	1:38.573	6	1:38.684	16	1:39.136	5	1:39.786	3



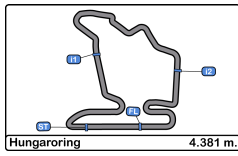


Hungaroring
Euroformula Open
Free Practice - 1
Best 5 Top Speeds



Clas	Nº	Driver	Nat	Cat	Cls	Team	Nat	Vehicle	Top 1		Top 2		Top 3		Top 4		Top 5		Avg
									Km/h	Lap	Km/h	Lap	Km/h	Lap	Km/h	Lap	Km/h	Lap	
1	28	Cameron Das				Team Motopark		Dallara F320 Spiess	223.6	12	223.1	13	221.7	5	221.7	8	221.7	11	222.4
2	52	Jak Crawford		R	1	Team Motopark		Dallara F320 Spiess	223.1	7	223.1	11	222.6	12	222.2	16	221.7	4	222.5
3	8	Rafael Villagomez				Van Amersfoort Racing		Dallara F320 HWA	222.6	9	222.6	10	222.6	11	221.7	5	221.7	12	222.3
4	18	Nazim Azman				CryptoTower Racing Team		Dallara F320 Spiess	222.6	8	221.7	10	221.7	15	220.8	7	220.8	14	221.5
5	21	Josh Mason				Double R Racing		Dallara F320 HWA	222.6	19	222.2	7	222.2	9	222.2	11	222.2	18	222.3
6	27	Louis Foster				CryptoTower Racing Team		Dallara F320 Spiess	222.6	12	221.3	7	221.3	10	221.3	11	221.3	13	221.5
7	77	Vivien Keszthelyi				Team Motopark		Dallara F320 Spiess	222.6	14	222.2	13	221.7	7	221.7	8	221.3	15	221.9
8	25	Casper Stevenson		R	2	Van Amersfoort Racing		Dallara F320 HWA	221.7	11	221.3	19	220.4	5	220.4	10	220.4	15	220.8
9	35	Enzo Scionti		R	3	Drivex School		Dallara F320 HWA	221.7	14	220.8	7	220.8	13	220.4	12	219.5	6	220.6
10	66	Zdenek Chovanec		R	4	Double R Racing		Dallara F320 HWA	221.7	13	221.3	11	220.8	12	219.9	6	219.9	7	220.7
11	88	Filip Kaminiaz				CryptoTower Racing Team		Dallara F320 Spiess	221.7	15	220.8	10	219.9	5	219.9	13	219.5	9	220.4
12	74	Cem Bolukbasi				Van Amersfoort Racing		Dallara F320 HWA	220.8	6	220.4	4	220.4	5	218.6	3	194.5	2	214.9
13	34	Joshua Durksen		R	5	Drivex School		Dallara F320 HWA	220.4	15	219.9	11	219.9	12	219.9	16	219.5	5	219.9



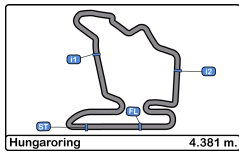


Hungaroring
Euroformula Open
Free Practice - 1
Fastest Laps Sequence



Lap	Time of Day	Session Time	Nº	Driver	Nat	Cat	Team	Nat	Vehicle	Time	Km/h
2	9:03:51.583	3:51.583	28	Cameron Das	USA	USA	Team Motopark	DEU	Dallara F320 Spiess	1:45.627	149.3
2	9:04:03.333	4:03.333	34	Joshua Durksen	PRY	PRY	R Drivex School	ESP	Dallara F320 HWA	1:44.297	151.2
2	9:04:33.323	4:33.323	88	Filip Kaminiarz	POL	POL	CryptoTower Racing Team	JPN	Dallara F320 Spiess	1:42.337	154.1
3	9:05:36.946	5:36.946	25	Casper Stevenson	GBR	GBR	R Van Amersfoort Racing	NLD	Dallara F320 HWA	1:39.000	159.3
4	9:07:10.160	7:10.160	52	Jak Crawford	USA	USA	R Team Motopark	DEU	Dallara F320 Spiess	1:37.096	162.4
6	9:10:43.436	10:43.436	52	Jak Crawford	USA	USA	R Team Motopark	DEU	Dallara F320 Spiess	1:36.742	163.0
11	9:23:04.706	23:04.706	34	Joshua Durksen	PRY	PRY	R Drivex School	ESP	Dallara F320 HWA	1:36.636	163.2
9	9:23:15.017	23:15.017	8	Rafael Villagomez	MEX	MEX	Van Amersfoort Racing	NLD	Dallara F320 HWA	1:36.252	163.8
10	9:25:02.269	25:02.269	52	Jak Crawford	USA	USA	R Team Motopark	DEU	Dallara F320 Spiess	1:35.913	164.4
11	9:26:31.675	26:31.675	8	Rafael Villagomez	MEX	MEX	Van Amersfoort Racing	NLD	Dallara F320 HWA	1:35.559	165.0
3	9:27:52.064	27:52.064	74	Cem Bolukbasi	TUR	TUR	Van Amersfoort Racing	NLD	Dallara F320 HWA	1:35.326	165.4



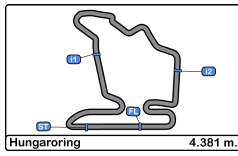


Hungaroring
Euroformula Open
Free Practice - 1
Event Best Maximum Speed



Nº	Driver	Nat	Cat	Clas	Team	Nat	Vehicle	Km/h	Session
28	Cameron Das				Team Motopark		Dallara F320 Spiess	223.6	Free Practice - 1
52	Jak Crawford		R	1	Team Motopark		Dallara F320 Spiess	223.1	Free Practice - 1
18	Nazim Azman				CryptoTower Racing Team		Dallara F320 Spiess	222.6	Free Practice - 1
8	Rafael Villagomez				Van Amersfoort Racing		Dallara F320 HWA	222.6	Free Practice - 1
27	Louis Foster				CryptoTower Racing Team		Dallara F320 Spiess	222.6	Free Practice - 1
77	Vivien Keszthelyi				Team Motopark		Dallara F320 Spiess	222.6	Free Practice - 1
21	Josh Mason				Double R Racing		Dallara F320 HWA	222.6	Free Practice - 1
25	Casper Stevenson		R	2	Van Amersfoort Racing		Dallara F320 HWA	221.7	Free Practice - 1
66	Zdenek Chovanec		R	3	Double R Racing		Dallara F320 HWA	221.7	Free Practice - 1
88	Filip Kaminiarz				CryptoTower Racing Team		Dallara F320 Spiess	221.7	Free Practice - 1
35	Enzo Scionti		R	4	Drivex School		Dallara F320 HWA	221.7	Free Practice - 1
74	Cem Bolukbasi				Van Amersfoort Racing		Dallara F320 HWA	220.8	Free Practice - 1
34	Joshua Durksen		R	5	Drivex School		Dallara F320 HWA	220.4	Free Practice - 1





Hungaroring
Euroformula Open
Free Practice - 1
Pit Stop Analysis



8 Rafael Villagomez Dallara F320 HWA
Van Amersfoort Racing

N°	In Day Time	In Time	Out Time	Pit Time	T. Pit Time	Handicap	Penalty
1	9:11:52.608	9:11:52.608	9:16:35.229	4:42.621	4:42.621		
2	9:28:11.910	9:28:11.910	9:32:16.823	4:04.913	8:47.534		

18 Nazim Azman Dallara F320 Spiess
CryptoTower Racing Team

N°	In Day Time	In Time	Out Time	Pit Time	T. Pit Time	Handicap	Penalty
1	9:08:17.874	9:08:17.874	9:15:03.521	6:45.647	6:45.647		
2	9:25:27.797	9:25:27.797	9:28:56.476	3:28.679	10:14.326		

21 Josh Mason Dallara F320 HWA
Double R Racing

N°	In Day Time	In Time	Out Time	Pit Time	T. Pit Time	Handicap	Penalty
1	9:19:17.058	9:19:17.058	9:23:50.977	4:33.919	4:33.919		
2	9:28:48.043	9:28:48.043	9:30:16.431	1:28.388	6:02.307		

25 Casper Stevenson Dallara F320 HWA
Rookie Van Amersfoort Racing

N°	In Day Time	In Time	Out Time	Pit Time	T. Pit Time	Handicap	Penalty
1	9:08:56.764	9:08:56.764	9:12:29.199	3:32.435	3:32.435		
2	9:22:47.309	9:22:47.309	9:24:34.684	1:47.375	5:19.810		

27 Louis Foster Dallara F320 Spiess
CryptoTower Racing Team

N°	In Day Time	In Time	Out Time	Pit Time	T. Pit Time	Handicap	Penalty
1	9:13:01.844	9:13:01.844	9:18:47.027	5:45.183	5:45.183		
2	9:29:13.827	9:29:13.827	9:33:26.087	4:12.260	9:57.443		

28 Cameron Das Dallara F320 Spiess
Team Motopark

N°	In Day Time	In Time	Out Time	Pit Time	T. Pit Time	Handicap	Penalty
1	9:09:05.404	9:09:05.404	9:20:34.878	11:29.474	11:29.474		
2	9:25:43.588	9:25:43.588	9:28:15.182	2:31.594	14:01.068		

34 Joshua Durksen Dallara F320 HWA
Rookie Drivex School

N°	In Day Time	In Time	Out Time	Pit Time	T. Pit Time	Handicap	Penalty
1	9:05:41.792	9:05:41.792	9:14:33.450	8:51.658	8:51.658		
2	9:07:19.828	9:07:19.828	9:31:45.004	24:25.176	24:25.176		

35 Enzo Scionti Dallara F320 HWA
Rookie Drivex School

N°	In Day Time	In Time	Out Time	Pit Time	T. Pit Time	Handicap	Penalty
1	9:22:40.612	9:22:40.612	9:25:29.330	2:48.718	2:48.718		

52 Jak Crawford Dallara F320 Spiess
Rookie Team Motopark

N°	In Day Time	In Time	Out Time	Pit Time	T. Pit Time	Handicap	Penalty
1	9:12:22.143	9:12:22.143	9:19:46.749	7:24.606	7:24.606		
2	9:28:16.427	9:28:16.427	9:32:14.502	3:58.075	11:22.681		

66 Zdenek Chovanec Dallara F320 HWA
Rookie Double R Racing

N°	In Day Time	In Time	Out Time	Pit Time	T. Pit Time	Handicap	Penalty
1	9:13:21.469	9:13:21.469	9:19:12.066	5:50.597	5:50.597		
2	9:29:34.012	9:29:34.012	9:31:42.988	2:08.976	7:59.573		

77 Vivien Keszthelyi Dallara F320 Spiess
Team Motopark

N°	In Day Time	In Time	Out Time	Pit Time	T. Pit Time	Handicap	Penalty
1	9:19:29.390	9:19:29.390	9:25:48.555	6:19.165	6:19.165		

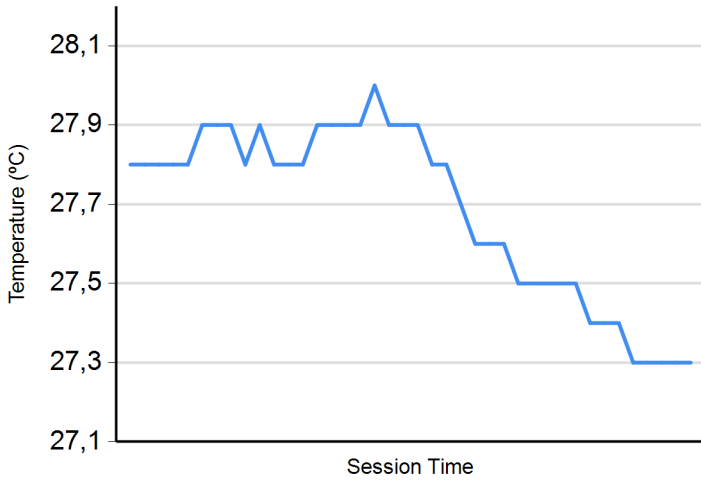
88 Filip Kaminiarz Dallara F320 Spiess
CryptoTower Racing Team

N°	In Day Time	In Time	Out Time	Pit Time	T. Pit Time	Handicap	Penalty
1	9:09:54.426	9:09:54.426	9:18:29.811	8:35.385	8:35.385		

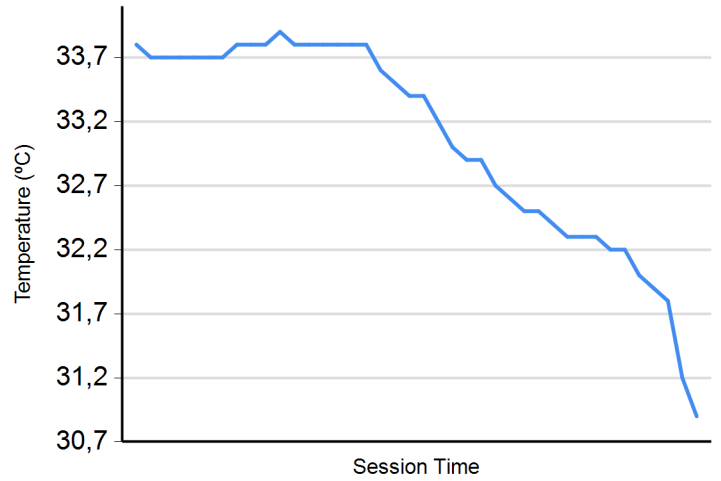




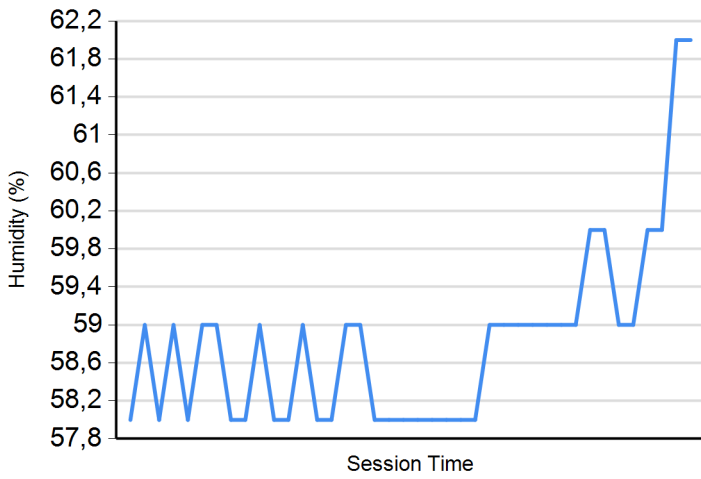
Air Temperature



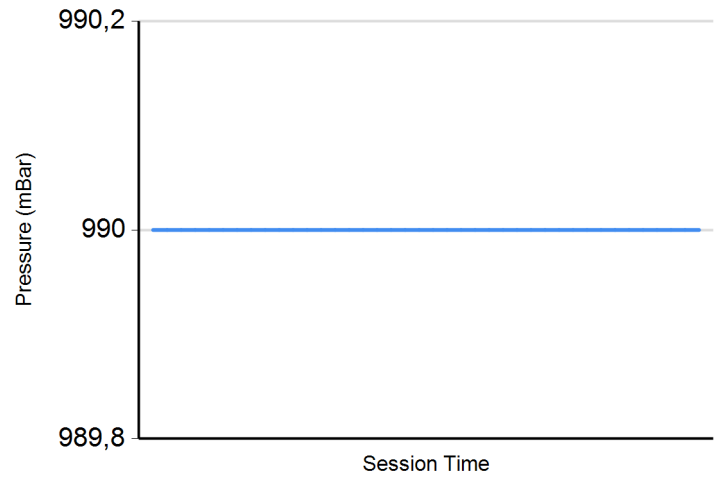
Track Temperature



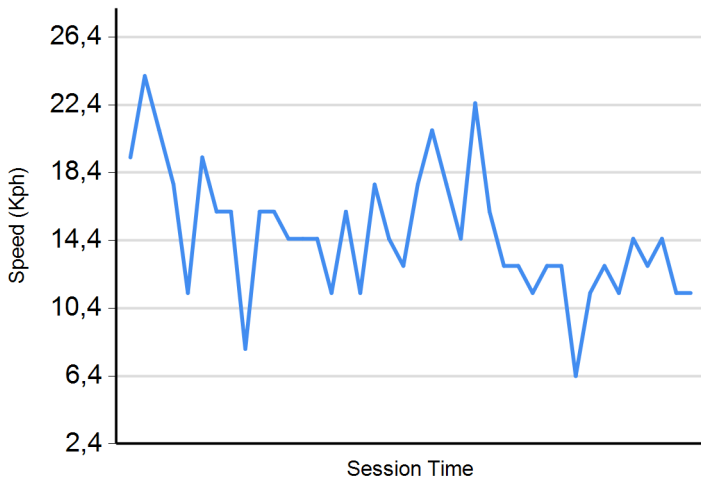
Humidity



Pressure



Wind Speed



Wind direction

