

Hungaroring
Euroformula Open
Free Practice - 2
Provisional Results



Clas	Nº	Driver	Nat	Cat	Clas	Team	Nat	Vehicle	Laps	Best	Time	Gap	Interval	Km/h
1	52	Jak Crawford	USA	R	1	Team Motopark	DEU	Dallara F320 Spiess	13	12	1:36.048			164.2
2	21	Josh Mason	GBR			Double R Racing	GBR	Dallara F320 HWA	21	18	1:36.228	0.180	0.180	163.8
3	27	Louis Foster	GBR			CryptoTower Racing Team	JPN	Dallara F320 Spiess	18	16	1:36.342	0.294	0.114	163.7
4	66	Zdenek Chovanec	CZE	R	2	Double R Racing	GBR	Dallara F320 HWA	18	16	1:36.345	0.297	0.003	163.6
5	18	Nazim Azman	MYS			CryptoTower Racing Team	JPN	Dallara F320 Spiess	16	13	1:36.667	0.619	0.322	163.1
6	25	Casper Stevenson	GBR	R	3	Van Amersfoort Racing	NLD	Dallara F320 HWA	21	20	1:36.713	0.665	0.046	163.0
7	34	Joshua Durksen	PAY	R	4	Drivex School	ESP	Dallara F320 HWA	22	20	1:36.816	0.768	0.103	162.9
8	8	Rafael Villagomez	MEX			Van Amersfoort Racing	NLD	Dallara F320 HWA	16	7	1:37.205	1.157	0.389	162.2
9	88	Filip Kaminiaz	POL			CryptoTower Racing Team	JPN	Dallara F320 Spiess	16	11	1:37.742	1.694	0.537	161.3
10	28	Cameron Das	USA			Team Motopark	DEU	Dallara F320 Spiess	9	5	1:37.992	1.944	0.250	160.9
11	77	Vivien Keszthelyi	HUN			Team Motopark	DEU	Dallara F320 Spiess	16	15	1:38.252	2.204	0.260	160.5
12	35	Enzo Scionti	USA	R	5	Drivex School	ESP	Dallara F320 HWA	19	17	1:38.352	2.304	0.100	160.3
13	74	Cem Bolukbasi	TUR			Van Amersfoort Racing	NLD	Dallara F320 HWA	3	2	1:42.548	6.500	4.196	153.7

*** PENALTIES**

CAR 21 TIME 1:37.229 DELETED TRACK LIMITS AT T 4

CAR 66 TIME 1:38.185 DELETED TRACK LIMITS AT T 11

CAR 8 TIME 1:44.535 DELETED TRACK LIMITS AT T4

CAR 8 TIME 1:37.056 DELETED TRACK LIMITS AT T 4

Published at:.....

Track Temp: 35.1 °C Air Temp: 29.9 °C Humidity: 54 % Track Status: WET

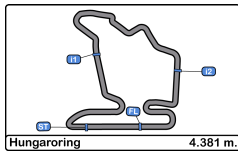
Stewards:

Race Director:

Timekeeper:

Luis Angel Garcia Nuñez
 JOB/I-0020-ESP





Hungaroring
Euroformula Open
Free Practice - 2



Provisional Results by Category

Clas	Nº	Driver	Nat	Cat	Clas	Team	Nat	Vehicle	Laps	Best	Time	Gap	Interval	Km/h
1	21	Josh Mason				Double R Racing		Dallara F320 HWA	21	18	1:36.228			163.8
2	27	Louis Foster				CryptoTower Racing Team		Dallara F320 Spiess	18	16	1:36.342	0.114	0.114	163.7
3	18	Nazim Azman				CryptoTower Racing Team		Dallara F320 Spiess	16	13	1:36.667	0.439	0.325	163.1
4	8	Rafael Villagomez				Van Amersfoort Racing		Dallara F320 HWA	16	7	1:37.205	0.977	0.538	162.2
5	88	Filip Kaminiaz				CryptoTower Racing Team		Dallara F320 Spiess	16	11	1:37.742	1.514	0.537	161.3
6	28	Cameron Das				Team Motopark		Dallara F320 Spiess	9	5	1:37.992	1.764	0.250	160.9
7	77	Vivien Keszthelyi				Team Motopark		Dallara F320 Spiess	16	15	1:38.252	2.024	0.260	160.5
8	74	Cem Bolukbasi				Van Amersfoort Racing		Dallara F320 HWA	3	2	1:42.548	6.320	4.296	153.7

Rookie																
1	52	Jak Crawford			R	1	Team Motopark		DEU	Dallara F320 Spiess	13	12	1:36.048		164.2	
2	66	Zdenek Chovanec			R	2	Double R Racing		GBR	Dallara F320 HWA	18	16	1:36.345	0.297	0.297	163.6
3	25	Casper Stevenson			R	3	Van Amersfoort Racing		NLD	Dallara F320 HWA	21	20	1:36.713	0.665	0.368	163.0
4	34	Joshua Durksen			R	4	Drivex School		ESP	Dallara F320 HWA	22	20	1:36.816	0.768	0.103	162.9
5	35	Enzo Scionti			R	5	Drivex School		ESP	Dallara F320 HWA	19	17	1:38.352	2.304	1.536	160.3

*** PENALTIES**

CAR 21 TIME 1:37.229 DELETED TRACK LIMITS AT T 4

CAR 66 TIME 1:38.185 DELETED TRACK LIMITS AT T 11

CAR 8 TIME 1:44.535 DELETED TRACK LIMITS AT T4

CAR 8 TIME 1:37.056 DELETED TRACK LIMITS AT T 4

Published at:.....

Track Temp: 35.1 °C Air Temp: 29.9 °C Humidity: 54 % Track Status: WET

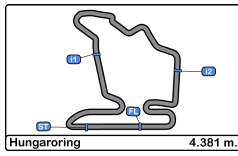
Stewards:

Race Director:

Timekeeper:

Luis Angel Garcia Nunez
JOB/I-0020-ESP





Hungaroring
Euroformula Open
Free Practice - 2
Lap Analysis



8 Rafael Villagomez Dallara F320 HWA **21** Josh Mason Dallara F320 HWA
 Van Amersfoort Racing Double R Racing

Lap	D	Time	Sector 1	Sector 2	Sector 3	T. Spd	Elapsed	Lap	D	Time	Sector 1	Sector 2	Sector 3	T. Spd	Elapsed
1		14:34:00.501	14:32:53.354	38.514	28.633		14:34:00.501	1		14:32:11.556	14:31:02.903	38.970	29.683		14:32:11.556
2		1:56.521 P	37.238	41.602	37.681	216.8	14:35:57.022	2		1:43.374	37.883	37.072	28.419	210.5	14:33:54.930
3		2:48.525 P	1:31.658	40.156	36.711		14:38:45.547	3		1:43.739	37.890	37.903	27.946	212.5	14:35:38.669
4		2:14.877 P	1:05.618	37.389	31.870		14:41:00.424	4		1:40.266	37.417	35.441	27.408	213.0	14:37:18.935
5		7:22.831	6:17.834	36.252	28.745		14:48:23.255	5		1:39.066	37.058	34.899	27.109	214.7	14:38:58.001
6		1:41.611	37.821	36.509	27.281	217.7	14:50:04.866	6		1:44.886	38.618	38.432	27.836	220.4	14:40:42.887
7		1:37.205	35.962	34.649	26.594	219.5	14:51:42.071	7		1:37.564	36.469	34.165	26.930	220.8	14:42:20.451
8		1:38.627	35.895	34.841	27.891	221.7	14:53:20.698	8		1:37.697	36.345	34.364	26.988	220.8	14:43:58.148
9		1:44.535 P	35.939	36.126	32.470	219.5	14:55:05.233	9		1:37.220	36.246	34.032	26.951	222.6	14:45:35.377
10		6:56.416	5:52.940	35.117	28.359		15:02:01.649	10		1:37.610	36.354	34.328	26.928	222.2	14:47:12.987
11		1:37.267	36.045	34.236	26.986	220.4	15:03:38.916	11		1:49.792 P	41.031	37.031	31.730	222.2	14:49:02.779
12		1:38.035	36.089	34.928	27.018	220.8	15:05:16.951	12		6:11.282	5:06.520	36.650	28.112		14:55:14.061
13		1:37.056	36.118	33.977	26.961	220.4	15:06:54.007	13		1:44.953	39.446	37.810	27.697	217.7	14:56:59.014
14		1:37.893	36.110	34.826	26.957	221.3	15:08:31.900	14		1:36.608	36.328	33.644	26.636	218.1	14:58:35.622
15		1:38.279	36.322	34.711	27.246	222.6	15:10:10.179	15		1:48.217 P	38.424	36.171	33.622	219.9	15:00:23.839
16		1:45.599 P	37.534	36.156	31.909	221.3	15:11:55.778	16		3:20.786	2:15.372	34.358	31.056		15:03:44.625
								17		1:36.280	36.035	33.632	26.613	221.7	15:05:20.905
								18		1:36.228	36.023	33.505	26.700	221.3	15:06:57.133
								19		1:40.881	35.987	36.931	27.963	222.2	15:08:38.014
								20		1:36.576	36.184	33.578	26.814	220.8	15:10:14.590
								21		1:47.686 P	38.257	35.734	33.695	216.8	15:12:02.276

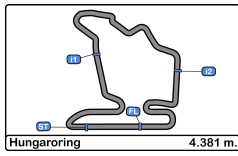
18 Nazim Azman Dallara F320 Spiess
 CryptoTower Racing Team

Lap	D	Time	Sector 1	Sector 2	Sector 3	T. Spd	Elapsed
1		14:34:07.799 P	14:32:52.673	40.631	34.495		14:34:07.799
2		2:21.134 P	1:10.639	36.883	33.612		14:36:28.933
3		2:19.855	1:15.965	36.348	27.542		14:38:48.788
4		1:38.393	36.269	35.067	27.057	220.8	14:40:27.181
5		1:37.538	36.159	34.513	26.866	221.3	14:42:04.719
6		1:51.484	40.701	43.107	27.676	221.7	14:43:56.203
7		1:37.002	36.130	34.111	26.761	221.3	14:45:33.205
8		1:47.972 P	36.598	37.734	33.640	220.8	14:47:21.177
9		11:57.696	10:52.327	37.323	28.046		14:59:18.873
10		1:39.539	37.043	35.434	27.062	210.1	15:00:58.412
11		1:37.081	36.054	34.125	26.902	221.3	15:02:35.493
12		1:49.263	41.468	40.404	27.391	222.2	15:04:24.756
13		1:36.667	36.003	33.874	26.790	220.4	15:06:01.423
14		1:45.838	40.149	38.306	27.383	220.8	15:07:47.261
15		1:36.709	35.993	33.872	26.844	220.8	15:09:23.970
16		1:45.124 P	36.007	34.139	34.978	220.8	15:11:09.094

25 Casper Stevenson Dallara F320 HWA
 Rookie Van Amersfoort Racing

Lap	D	Time	Sector 1	Sector 2	Sector 3	T. Spd	Elapsed
1		14:32:10.313 P	14:30:58.611	37.577	34.125		14:32:10.313
2		2:14.477 P	1:07.570	35.564	31.343		14:34:24.790
3		2:10.069	1:07.200	35.388	27.481		14:36:34.859
4		1:38.101	36.434	34.569	27.098	217.7	14:38:12.960
5		1:55.367	36.241	51.481	27.645	219.5	14:40:08.327
6		1:38.685	36.512	34.866	27.307	218.6	14:41:47.012
7		1:38.414	36.521	34.701	27.192	219.5	14:43:25.426
8		1:37.823	36.282	34.571	26.970	219.5	14:45:03.249
9		1:37.707	36.299	34.502	26.906	219.9	14:46:40.956
10		1:37.629	36.341	34.394	26.894	220.8	14:48:18.585
11		1:37.468	36.268	34.262	26.938	219.5	14:49:56.053
12		1:37.234	36.167	34.172	26.895	219.5	14:51:33.287
13		1:37.334	36.180	34.130	27.024	219.9	14:53:10.621
14		1:45.979 P	36.841	35.732	33.406	219.5	14:54:56.600
15		7:00.929	5:53.980	37.854	29.095		15:01:57.529
16		1:45.305	37.456	38.014	29.835	217.3	15:03:42.834
17		1:45.481	36.186	40.266	29.029	219.0	15:05:28.315
18		1:36.879	36.243	33.954	26.682	219.5	15:07:05.194
19		1:44.133	35.958	38.900	29.275	221.3	15:08:49.327
20		1:36.713	35.983	34.009	26.721	221.3	15:10:26.040
21		1:46.473 P	36.129	36.045	34.299	219.9	15:12:12.513





Hungaroring
Euroformula Open
Free Practice - 2
Lap Analysis



27

Louis Foster

Dallara F320 Spiess

34

Joshua Durksen

Dallara F320 HWA

CryptoTower Racing Team

Rookie

Drivex School

Lap	D	Time	Sector 1	Sector 2	Sector 3	T. Spd	Elapsed	Lap	D	Time	Sector 1	Sector 2	Sector 3	T. Spd	Elapsed
1		14:32:13.985	P 14:31:01.319	38.478	34.188		14:32:13.985	1		14:32:18.111	P 14:31:08.847	36.834	32.430		14:32:18.111
2		2:17.848	1:15.799	34.758	27.291		14:34:31.833	2		2:27.042	P 1:20.335	35.363	31.344		14:34:45.153
3		1:37.412	36.211	34.149	27.052	220.4	14:36:09.245	3		2:03.856	1:02.379	34.576	26.901		14:36:49.009
4		1:37.354	36.201	34.075	27.078	220.4	14:37:46.599	4		1:37.103	36.242	34.100	26.761	219.5	14:38:26.112
5		1:37.516	36.187	34.062	27.267	221.3	14:39:24.115	5		1:37.951	36.147	34.784	27.020	220.8	14:40:04.063
6		1:37.776	36.131	34.380	27.265	221.7	14:41:01.891	6		1:37.356	36.143	34.256	26.957	219.9	14:41:41.419
7		1:37.475	36.142	34.180	27.153	222.2	14:42:39.366	7		1:37.428	36.112	34.418	26.898	221.3	14:43:18.847
8		1:37.422	36.191	34.111	27.120	220.4	14:44:16.788	8		1:37.270	36.168	34.242	26.860	220.4	14:44:56.117
9		1:37.379	36.243	34.076	27.060	220.8	14:45:54.167	9		1:37.781	36.056	34.688	27.037	221.3	14:46:33.898
10		1:37.640	36.130	34.329	27.181	223.1	14:47:31.807	10		1:37.583	36.183	34.502	26.898	223.1	14:48:11.481
11		1:37.182	36.176	33.977	27.029	221.3	14:49:08.989	11		1:36.948	36.137	33.952	26.859	219.0	14:49:48.429
12		1:46.181	P 36.173	36.526	33.482	221.3	14:50:55.170	12		1:41.403	P 36.301	34.219	30.883	221.7	14:51:29.832
13		10:26.054	9:17.998	38.324	29.732		15:01:21.224	13		6:52.154	5:48.395	36.161	27.598		14:58:21.986
14		1:43.399	37.811	36.117	29.471	209.3	15:03:04.623	14		1:37.634	36.434	34.322	26.878	216.4	14:59:59.620
15		1:36.743	36.124	33.794	26.825	219.5	15:04:41.366	15		1:37.360	36.226	34.305	26.829	218.6	15:01:36.980
16		1:36.342	36.027	33.641	26.674	220.4	15:06:17.708	16		1:37.285	36.195	34.179	26.911	219.5	15:03:14.265
17		2:05.082	41.914	46.107	37.061	221.3	15:08:22.790	17		1:37.107	36.112	34.071	26.924	219.9	15:04:51.372
18		1:57.880	P 36.406	37.350	44.124	221.3	15:10:20.670	18		1:36.860	36.101	33.979	26.780	219.5	15:06:28.232
19								19		1:37.565	36.025	34.764	26.776	219.9	15:08:05.797
20								20		1:36.816	36.120	33.903	26.793	220.4	15:09:42.613
21								21		1:37.200	36.063	34.225	26.912	219.5	15:11:19.813
22								22		1:41.725	P 36.135	34.176	31.414	219.9	15:13:01.538

28

Cameron Das

Dallara F320 Spiess

Team Motopark

Lap	D	Time	Sector 1	Sector 2	Sector 3	T. Spd	Elapsed
1		14:46:05.185	P 14:44:55.897	36.872	32.416		14:46:05.185
2		13:57.419	12:50.948	39.177	27.294		15:00:02.604
3		1:41.951	37.998	36.222	27.731	216.4	15:01:44.555
4		1:38.146	36.299	34.655	27.192	220.4	15:03:22.701
5		1:37.992	36.233	34.532	27.227	220.8	15:05:00.693
6		1:38.113	36.131	34.933	27.049	221.7	15:06:38.806
7		1:38.083	36.231	34.729	27.123	222.2	15:08:16.889
8		1:38.470	36.200	34.992	27.278	222.6	15:09:55.359
9		1:44.114	P 36.241	34.740	33.133	220.8	15:11:39.473

35

Enzo Scionti

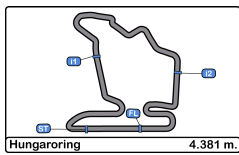
Dallara F320 HWA

Rookie

Drivex School

Lap	D	Time	Sector 1	Sector 2	Sector 3	T. Spd	Elapsed
1		14:32:29.268	14:31:18.782	40.917	29.569		14:32:29.268
2		1:43.585	38.009	37.707	27.869	215.1	14:34:12.853
3		1:40.341	37.170	35.751	27.420	217.3	14:35:53.194
4		1:39.205	36.683	35.179	27.343	218.1	14:37:32.399
5		1:39.748	36.773	35.080	27.895	218.6	14:39:12.147
6		1:38.946	36.649	34.922	27.375	219.5	14:40:51.093
7		1:50.429	P 37.505	38.423	34.501	219.5	14:42:41.522
8		5:16.912	4:06.325	37.100	33.487		14:47:58.434
9		1:39.533	36.890	35.265	27.378	217.3	14:49:37.967
10		1:39.028	36.713	34.810	27.505	219.0	14:51:16.995
11		1:45.559	37.537	37.805	30.217	219.0	14:53:02.554
12		1:39.006	36.638	35.058	27.310	219.9	14:54:41.560
13		1:48.167	P 37.416	37.414	33.337	219.0	14:56:29.727
14		4:59.468	3:48.919	40.746	29.803		15:01:29.195
15		1:48.837	38.553	37.652	32.632	216.0	15:03:18.032
16		1:39.295	36.616	35.426	27.253	218.6	15:04:57.327
17		1:38.352	36.545	34.605	27.202	219.5	15:06:35.679
18		1:44.680	36.381	34.895	33.404	218.6	15:08:20.359
19		2:02.276	P 37.965	39.957	44.354	215.5	15:10:22.635





Hungaroring
Euroformula Open
Free Practice - 2
Lap Analysis



52

Jak Crawford

Dallara F320 Spiess **77**

Vivien Keszthelyi

Dallara F320 Spiess

Rookie

Team Motopark

Team Motopark

Lap	D	Time	Sector 1	Sector 2	Sector 3	T. Spd	Elapsed	Lap	D	Time	Sector 1	Sector 2	Sector 3	T. Spd	Elapsed
1		14:39:00.820	14:37:49.562	40.876	30.382		14:39:00.820	1		14:34:34.516	14:33:22.511	40.551	31.454		14:34:34.516
2		1:47.345	38.794	38.104	30.447	212.5	14:40:48.165	2		1:44.305	38.125	37.776	28.404	215.5	14:36:18.821
3		1:37.426	36.150	34.501	26.775	220.4	14:42:25.591	3		1:42.240	37.550	36.738	27.952	216.8	14:38:01.061
4		1:36.379	35.897	33.849	26.633	222.2	14:44:01.970	4		1:40.631	37.194	35.754	27.683	218.1	14:39:41.692
5		1:48.824	41.018	40.140	27.666	222.2	14:45:50.794	5		1:39.547	36.859	35.192	27.496	219.5	14:41:21.239
6		1:36.569	35.990	34.002	26.577	222.6	14:47:27.363	6		1:46.739	38.895	39.052	28.792	220.8	14:43:07.978
7		1:41.867 P	35.949	33.939	31.979	221.7	14:49:09.230	7		1:45.444	36.900	39.071	29.473	218.6	14:44:53.422
8		4:22.698 P	2:57.192	49.023	36.483		14:53:31.928	8		1:39.568	36.818	35.363	27.387	219.0	14:46:32.990
9		9:55.792	8:41.560	43.644	30.588		15:03:27.720	9		1:49.283 P	39.300	36.229	33.754	220.8	14:48:22.273
10		1:55.848 P	38.986	38.710	38.152	212.5	15:05:23.568	10		8:15.475 P	7:05.474	36.832	33.169		14:56:37.748
11		3:31.686	2:28.950	35.864	26.872		15:08:55.254	11		8:14.445	7:06.943	37.757	29.745		15:04:52.193
12		1:36.048	35.944	33.554	26.550	221.7	15:10:31.302	12		1:39.977	36.897	35.608	27.472	219.9	15:06:32.170
13		1:43.720 P	35.793	33.917	34.010	221.7	15:12:15.022	13		1:38.546	36.442	34.924	27.180	219.9	15:08:10.716
14								14		1:38.321	36.421	34.762	27.138	219.9	15:09:49.037
15								15		1:38.252	36.447	34.704	27.101	219.9	15:11:27.289
16								16		1:48.604 P	36.841	36.935	34.828	219.9	15:13:15.893

66

Zdenek Chovanec

Dallara F320 HWA

Rookie

Double R Racing

Lap	D	Time	Sector 1	Sector 2	Sector 3	T. Spd	Elapsed
1		14:32:21.617	14:31:11.061	40.935	29.621		14:32:21.617
2		1:44.979	38.579	36.482	29.918	208.0	14:34:06.596
3		1:41.978	37.648	35.986	28.344	208.8	14:35:48.574
4		1:39.721	36.920	35.242	27.559	217.3	14:37:28.295
5		1:38.793	36.543	34.918	27.332	219.9	14:39:07.088
6		1:59.754 P	36.857	46.942	35.955	220.4	14:41:06.842
7		5:08.491	4:03.230	37.127	28.134		14:46:15.333
8		1:39.012	36.554	35.178	27.280	218.6	14:47:54.345
9		1:38.157	36.559	34.491	27.107	219.9	14:49:32.502
10		1:37.460	36.356	34.184	26.920	220.4	14:51:09.962
11		1:38.185	36.251	34.718	27.216	221.3	14:52:48.147
12		1:47.625 P	37.884	36.502	33.239	220.4	14:54:35.772
13		6:04.349	4:55.595	39.864	28.890		15:00:40.121
14		1:39.993	37.513	35.148	27.332	212.5	15:02:20.114
15		1:36.844	36.163	33.849	26.832	219.5	15:03:56.958
16		1:36.345	36.044	33.796	26.505	220.8	15:05:33.303
17		1:36.707	36.251	33.819	26.637	220.8	15:07:10.010
18		1:54.916 P	40.436	39.768	34.712	221.3	15:09:04.926

74

Cem Bolukbasi

Dallara F320 HWA

Van Amersfoort Racing

Lap	D	Time	Sector 1	Sector 2	Sector 3	T. Spd	Elapsed
1		14:32:03.106	14:30:56.804	37.992	28.310		14:32:03.106
2		1:42.548	39.373	36.365	26.810	210.1	14:33:45.654
3		2:06.151 P	36.144	51.507	38.500	218.1	14:35:51.805

88

Filip Kaminiarz

Dallara F320 Spiess

CryptoTower Racing Team

Lap	D	Time	Sector 1	Sector 2	Sector 3	T. Spd	Elapsed
1		14:32:33.897	14:31:18.066	41.210	34.621		14:32:33.897
2		1:44.710	37.443	37.884	29.383	215.5	14:34:18.607
3		1:38.616	36.549	34.859	27.208	218.1	14:35:57.223
4		1:38.466	36.457	34.697	27.312	219.5	14:37:35.689
5		1:53.675	40.760	42.484	30.431	219.9	14:39:29.364
6		1:38.638	36.429	34.831	27.378	219.0	14:41:08.002
7		1:47.466 P	38.112	35.994	33.360	220.4	14:42:55.468
8		9:16.053	8:02.510	42.621	30.922		14:52:11.521
9		1:48.388	38.101	41.254	29.033	215.5	14:53:59.909
10		1:45.125	38.574	37.877	28.674	216.0	14:55:45.034
11		1:37.742	36.533	34.262	26.947	218.6	14:57:22.776
12		1:48.858	36.255	43.782	28.821	219.5	14:59:11.634
13		1:37.878	36.444	34.318	27.116	218.6	15:00:49.512
14		1:50.219 P	36.226	38.308	35.685	220.8	15:02:39.731
15		4:54.599 P	3:30.832	43.962	39.805		15:07:34.330
16		2:51.678 P	1:25.523	43.186	42.969		15:10:26.008





Hungaroring
Euroformula Open
Free Practice - 2
Best Sectors Results



Sector - 1				Sector - 2				Sector - 3				Ideal Lap vs Best Lap			
Clas	Nº	Driver	Time	Nº	Driver	Time	Nº	Driver	Time	Clas	Nº	Driver	Ideal Lap	Best Lap	Clas
1	52	Jak Crawford	35.793	21	Josh Mason	33.505	66	Zdenek Chovanec	26.505	1	52	Jak Crawford	1:35.897	1:36.048	1
2	8	Rafael Villagomez	35.895	52	Jak Crawford	33.554	52	Jak Crawford	26.550	2	21	Josh Mason	1:36.105	1:36.228	2
3	25	Casper Stevenson	35.958	27	Louis Foster	33.641	8	Rafael Villagomez	26.594	3	27	Louis Foster	1:36.342	1:36.342	3
4	21	Josh Mason	35.987	66	Zdenek Chovanec	33.796	21	Josh Mason	26.613	4	66	Zdenek Chovanec	1:36.345	1:36.345	4
5	18	Nazim Azman	35.993	18	Nazim Azman	33.872	27	Louis Foster	26.674	5	8	Rafael Villagomez	1:36.466	1:37.205	8
6	34	Joshua Durksen	36.025	34	Joshua Durksen	33.903	25	Casper Stevenson	26.682	6	25	Casper Stevenson	1:36.594	1:36.713	6
7	27	Louis Foster	36.027	25	Casper Stevenson	33.954	18	Nazim Azman	26.761	7	18	Nazim Azman	1:36.626	1:36.667	5
8	66	Zdenek Chovanec	36.044	8	Rafael Villagomez	33.977	34	Joshua Durksen	26.761	8	34	Joshua Durksen	1:36.689	1:36.816	7
9	28	Cameron Das	36.131	88	Filip Kaminiaz	34.262	74	Cem Bolukbasi	26.810	9	88	Filip Kaminiaz	1:37.435	1:37.742	9
10	74	Cem Bolukbasi	36.144	28	Cameron Das	34.532	88	Filip Kaminiaz	26.947	10	28	Cameron Das	1:37.712	1:37.992	10
11	88	Filip Kaminiaz	36.226	35	Enzo Scionti	34.605	28	Cameron Das	27.049	11	35	Enzo Scionti	1:38.188	1:38.352	12
12	35	Enzo Scionti	36.381	77	Vivien Keszthelyi	34.704	77	Vivien Keszthelyi	27.101	12	77	Vivien Keszthelyi	1:38.226	1:38.252	11
13	77	Vivien Keszthelyi	36.421	74	Cem Bolukbasi	36.365	35	Enzo Scionti	27.202	13	74	Cem Bolukbasi	1:39.319	1:42.548	13





Hungaroring
Euroformula Open
Free Practice - 2
Best 5 Lap Times



Cls	N°	Driver	Nat	Cat	Cls	Team	Nat	Vehicle	Best 1		Best 2		Best 3		Best 4		Best 5	
									Time	Lap	Time	Lap	Time	Lap	Time	Lap	Time	Lap
1	52	Jak Crawford		R	1	Team Motopark		Dallara F320 Spiess	1:36.048	12	1:36.379	4	1:36.569	6	1:37.426	3	1:41.867	7
2	21	Josh Mason				Double R Racing		Dallara F320 HWA	1:36.228	18	1:36.280	17	1:36.576	20	1:36.608	14	1:37.564	7
3	27	Louis Foster				CryptoTower Racing Team		Dallara F320 Spiess	1:36.342	16	1:36.743	15	1:37.182	11	1:37.354	4	1:37.379	9
4	66	Zdenek Chovanec		R	2	Double R Racing		Dallara F320 HWA	1:36.345	16	1:36.707	17	1:36.844	15	1:37.460	10	1:38.157	9
5	18	Nazim Azman				CryptoTower Racing Team		Dallara F320 Spiess	1:36.667	13	1:36.709	15	1:37.002	7	1:37.081	11	1:37.538	5
6	25	Casper Stevenson		R	3	Van Amersfoort Racing		Dallara F320 HWA	1:36.713	20	1:36.879	18	1:37.234	12	1:37.334	13	1:37.468	11
7	34	Joshua Durksen		R	4	Drivex School		Dallara F320 HWA	1:36.816	20	1:36.860	18	1:36.948	11	1:37.103	4	1:37.107	17
8	8	Rafael Villagomez				Van Amersfoort Racing		Dallara F320 HWA	1:37.205	7	1:37.267	11	1:37.893	14	1:38.035	12	1:38.279	15
9	88	Filip Kaminiarz				CryptoTower Racing Team		Dallara F320 Spiess	1:37.742	11	1:37.878	13	1:38.466	4	1:38.616	3	1:38.638	6
10	28	Cameron Das				Team Motopark		Dallara F320 Spiess	1:37.992	5	1:38.083	7	1:38.113	6	1:38.146	4	1:38.470	8
11	77	Vivien Keszthelyi				Team Motopark		Dallara F320 Spiess	1:38.252	15	1:38.321	14	1:38.546	13	1:39.547	5	1:39.568	8
12	35	Enzo Scionti		R	5	Drivex School		Dallara F320 HWA	1:38.352	17	1:38.946	6	1:39.006	12	1:39.028	10	1:39.205	4
13	74	Cem Bolukbasi				Van Amersfoort Racing		Dallara F320 HWA	1:42.548	2	2:06.151	3						



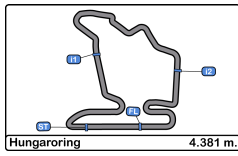


Hungaroring
Euroformula Open
Free Practice - 2
Best 5 Top Speeds



Clas	N°	Driver	Nat	Cat	Cls	Team	Nat	Vehicle	Top 1		Top 2		Top 3		Top 4		Top 5		Avg
									Km/h	Lap	Km/h	Lap	Km/h	Lap	Km/h	Lap	Km/h	Lap	
1	27	Louis Foster				CryptoTower Racing Team		Dallara F320 Spiess	223.1	10	222.2	7	221.7	6	221.3	5	221.3	11	221.9
2	34	Joshua Durksen		R	1	Drivex School		Dallara F320 HWA	223.1	10	221.7	12	221.3	7	221.3	9	220.8	5	221.6
3	8	Rafael Villagomez				Van Amersfoort Racing		Dallara F320 HWA	222.6	15	221.7	8	221.3	14	221.3	16	220.8	12	221.5
4	21	Josh Mason				Double R Racing		Dallara F320 HWA	222.6	9	222.2	10	222.2	11	222.2	19	221.7	17	222.2
5	28	Cameron Das				Team Motopark		Dallara F320 Spiess	222.6	8	222.2	7	221.7	6	220.8	5	220.8	9	221.6
6	52	Jak Crawford		R	2	Team Motopark		Dallara F320 Spiess	222.6	6	222.2	4	222.2	5	221.7	7	221.7	12	222.1
7	18	Nazim Azman				CryptoTower Racing Team		Dallara F320 Spiess	222.2	12	221.7	6	221.3	5	221.3	7	221.3	11	221.5
8	25	Casper Stevenson		R	3	Van Amersfoort Racing		Dallara F320 HWA	221.3	19	221.3	20	220.8	10	219.9	9	219.9	13	220.6
9	66	Zdenek Chovanec		R	4	Double R Racing		Dallara F320 HWA	221.3	11	221.3	18	220.8	16	220.8	17	220.4	6	220.9
10	77	Vivien Keszthelyi				Team Motopark		Dallara F320 Spiess	220.8	6	220.8	9	219.9	12	219.9	13	219.9	14	220.3
11	88	Filip Kaminiaz				CryptoTower Racing Team		Dallara F320 Spiess	220.8	14	220.4	7	219.9	5	219.5	4	219.5	12	220.0
12	35	Enzo Scionti		R	5	Drivex School		Dallara F320 HWA	219.9	12	219.5	6	219.5	7	219.5	17	219.0	10	219.5
13	74	Cem Bolukbasi				Van Amersfoort Racing		Dallara F320 HWA	218.1	3	210.1	2							214.1





Hungaroring
Euroformula Open
Free Practice - 2
Fastest Laps Sequence



Lap	Time of Day	Session Time	Nº	Driver	Nat	Cat	Team	Nat	Vehicle	Time	Km/h
2	14:33:45.654	3:45.654	74	Cem Bolukbasi		TUR	Van Amersfoort Racing		Dallara F320 HWA	1:42.548	153.7
3	14:35:48.574	5:48.574	66	Zdenek Chovanec		PRT	Double R Racing		Dallara F320 HWA	1:41.978	154.6
3	14:35:53.194	5:53.194	35	Enzo Scionti		USA	Drivex School		Dallara F320 HWA	1:40.341	157.1
3	14:35:57.223	5:57.223	88	Filip Kaminiarz		POL	CryptoTower Racing Team		Dallara F320 Spiess	1:38.616	159.9
3	14:36:09.245	6:09.245	27	Louis Foster		GBR	CryptoTower Racing Team		Dallara F320 Spiess	1:37.412	161.9
4	14:37:46.599	7:46.599	27	Louis Foster		GBR	CryptoTower Racing Team		Dallara F320 Spiess	1:37.354	162.0
4	14:38:26.112	8:26.112	34	Joshua Durksen		PRY	Drivex School		Dallara F320 HWA	1:37.103	162.4
4	14:44:01.970	14:01.970	52	Jak Crawford		USA	Team Motopark		Dallara F320 Spiess	1:36.379	163.6
17	15:05:20.905	35:20.905	21	Josh Mason		GBR	Double R Racing		Dallara F320 HWA	1:36.280	163.8
18	15:06:57.133	36:57.133	21	Josh Mason		GBR	Double R Racing		Dallara F320 HWA	1:36.228	163.8
12	15:10:31.302	40:31.302	52	Jak Crawford		USA	Team Motopark		Dallara F320 Spiess	1:36.048	164.2



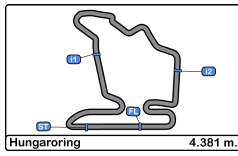


Hungaroring
Euroformula Open
Free Practice - 2
Event Best Maximum Speed



Nº	Driver	Nat	Cat	Clas	Team	Nat	Vehicle	Km/h	Session
28	Cameron Das				Team Motopark		Dallara F320 Spiess	223.6	Free Practice - 1
52	Jak Crawford		R	1	Team Motopark		Dallara F320 Spiess	223.1	Free Practice - 1
27	Louis Foster				CryptoTower Racing Team		Dallara F320 Spiess	223.1	Free Practice - 2
34	Joshua Durksen		R	2	Drivex School		Dallara F320 HWA	223.1	Free Practice - 2
18	Nazim Azman				CryptoTower Racing Team		Dallara F320 Spiess	222.6	Free Practice - 1
8	Rafael Villagomez				Van Amersfoort Racing		Dallara F320 HWA	222.6	Free Practice - 1
77	Vivien Keszthelyi				Team Motopark		Dallara F320 Spiess	222.6	Free Practice - 1
21	Josh Mason				Double R Racing		Dallara F320 HWA	222.6	Free Practice - 1
25	Casper Stevenson		R	3	Van Amersfoort Racing		Dallara F320 HWA	221.7	Free Practice - 1
66	Zdenek Chovanec		R	4	Double R Racing		Dallara F320 HWA	221.7	Free Practice - 1
88	Filip Kaminiarz				CryptoTower Racing Team		Dallara F320 Spiess	221.7	Free Practice - 1
35	Enzo Scionti		R	5	Drivex School		Dallara F320 HWA	221.7	Free Practice - 1
74	Cem Bolukbasi				Van Amersfoort Racing		Dallara F320 HWA	220.8	Free Practice - 1





Hungaroring
Euroformula Open
Free Practice - 2
Pit Stop Analysis



8 Rafael Villagomez Dallara F320 HWA
 Van Amersfoort Racing

Nº	In Day Time	In Time	Out Time	Pit Time	T. Pit Time	Handicap	Penalty
1	14:35:54.202	14:35:54.202	14:36:20.124	25.922	25.922		
2	14:38:43.066	14:38:43.066	14:39:06.343	23.277	49.199		
3	14:40:57.848	14:40:57.848	14:46:39.294	5:41.446	6:30.645		
4	14:55:02.708	14:55:02.708	15:00:22.721	5:20.013	11:50.658		

18 Nazim Azman Dallara F320 Spiess
 CryptoTower Racing Team

Nº	In Day Time	In Time	Out Time	Pit Time	T. Pit Time	Handicap	Penalty
1	14:34:05.108	14:34:05.108	14:34:32.424	27.316	27.316		
2	14:36:26.290	14:36:26.290	14:36:54.653	28.363	55.679		
3	14:47:18.600	14:47:18.600	14:57:35.407	10:16.807	11:12.486		

21 Josh Mason Dallara F320 HWA
 Double R Racing

Nº	In Day Time	In Time	Out Time	Pit Time	T. Pit Time	Handicap	Penalty
1	14:49:00.283	14:49:00.283	14:53:31.903	4:31.620	4:31.620		
2	15:00:21.350	15:00:21.350	15:01:58.892	1:37.542	6:09.162		

25 Casper Stevenson Dallara F320 HWA
 Rookie Van Amersfoort Racing

Nº	In Day Time	In Time	Out Time	Pit Time	T. Pit Time	Handicap	Penalty
1	14:32:08.010	14:32:08.010	14:32:32.884	24.874	24.874		
2	14:34:22.672	14:34:22.672	14:34:47.478	24.806	49.680		
3	14:54:54.572	14:54:54.572	15:00:11.156	5:16.584	6:06.264		

27 Louis Foster Dallara F320 Spiess
 CryptoTower Racing Team

Nº	In Day Time	In Time	Out Time	Pit Time	T. Pit Time	Handicap	Penalty
1	14:32:11.606	14:32:11.606	14:32:51.203	39.597	39.597		
2	14:50:52.886	14:50:52.886	14:59:34.641	8:41.755	9:21.352		

28 Cameron Das Dallara F320 Spiess
 Team Motopark

Nº	In Day Time	In Time	Out Time	Pit Time	T. Pit Time	Handicap	Penalty
1	14:46:02.652	14:46:02.652	14:58:19.664	12:17.012	12:17.012		

34 Joshua Durksen Dallara F320 HWA
 Rookie Drivex School

Nº	In Day Time	In Time	Out Time	Pit Time	T. Pit Time	Handicap	Penalty
1	14:32:15.541	14:32:15.541	14:32:57.525	41.984	41.984		
2	14:34:42.594	14:34:42.594	14:35:07.295	24.701	1:06.685		
3	14:51:27.175	14:51:27.175	14:56:42.167	5:14.992	6:21.677		

35 Enzo Scionti Dallara F320 HWA
 Rookie Drivex School

Nº	In Day Time	In Time	Out Time	Pit Time	T. Pit Time	Handicap	Penalty
1	14:42:38.843	14:42:38.843	14:46:08.043	3:29.200	3:29.200		
2	14:56:27.168	14:56:27.168	14:59:39.831	3:12.663	6:41.863		

52 Jak Crawford Dallara F320 Spiess
 Rookie Team Motopark

Nº	In Day Time	In Time	Out Time	Pit Time	T. Pit Time	Handicap	Penalty
1	14:49:06.718	14:49:06.718	14:51:10.827	2:04.109	2:04.109		
2	14:53:29.468	14:53:29.468	15:01:30.899	8:01.431	10:05.540		
3	15:05:21.035	15:05:21.035	15:07:17.798	1:56.763	12:02.303		

66 Zdenek Chovanec Dallara F320 HWA
 Rookie Double R Racing

Nº	In Day Time	In Time	Out Time	Pit Time	T. Pit Time	Handicap	Penalty
1	14:41:04.293	14:41:04.293	14:44:33.115	3:28.822	3:28.822		
2	14:54:33.209	14:54:33.209	14:58:48.265	4:15.056	7:43.878		

77 Vivien Keszthelyi Dallara F320 Spiess
 Team Motopark

Nº	In Day Time	In Time	Out Time	Pit Time	T. Pit Time	Handicap	Penalty
1	14:48:19.819	14:48:19.819	14:54:51.038	6:31.219	6:31.219		
2	14:56:35.120	14:56:35.120	15:03:07.019	6:31.899	13:03.118		

88 Filip Kaminiarz Dallara F320 Spiess
 CryptoTower Racing Team

Nº	In Day Time	In Time	Out Time	Pit Time	T. Pit Time	Handicap	Penalty
1	14:42:52.712	14:42:52.712	14:50:18.471	7:25.759	7:25.759		
2	15:02:37.028	15:02:37.028	15:05:16.366	2:39.338	10:05.097		
3	15:07:31.537	15:07:31.537	15:08:01.675	30.138	10:35.235		

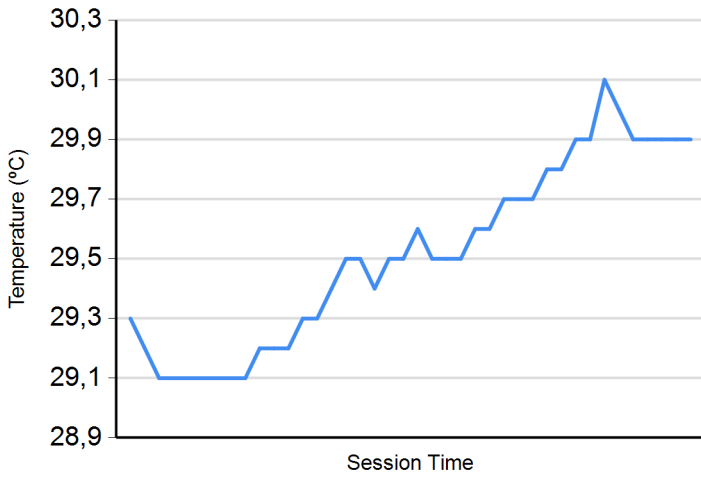




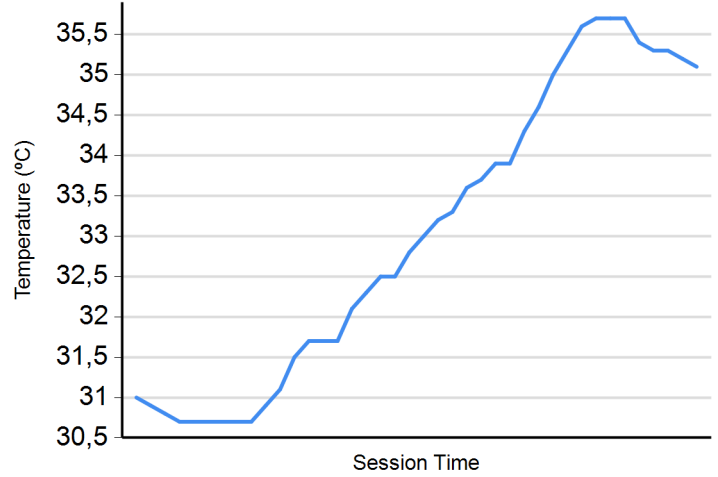
Hungaroring
Euroformula Open
Free Practice - 2
Weather Report



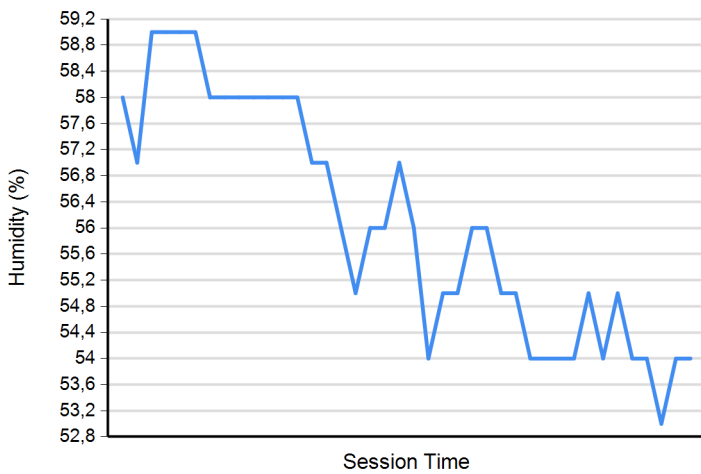
Air Temperature



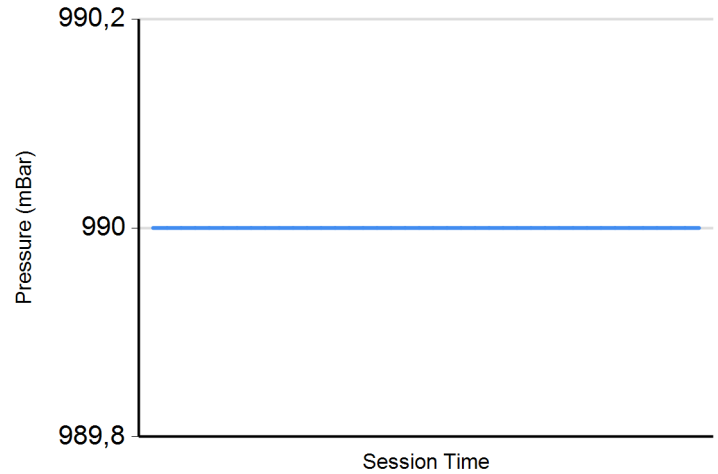
Track Temperature



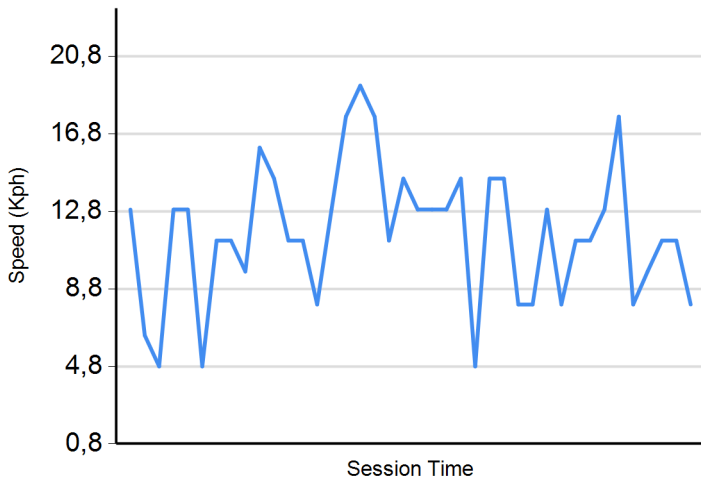
Humidity



Pressure

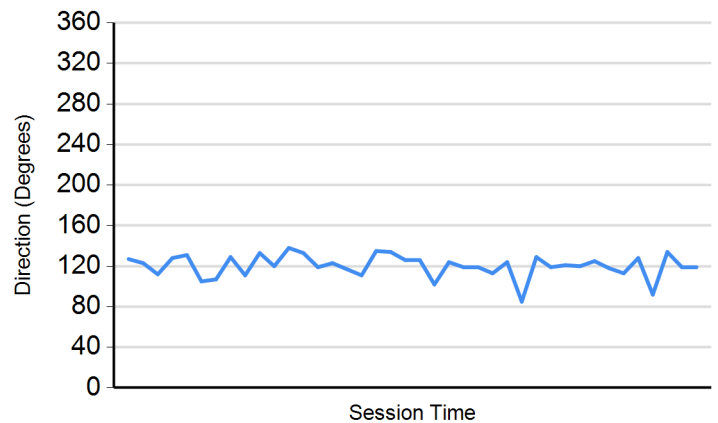


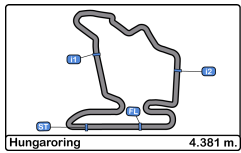
Wind Speed



Wind direction

North = 0°/360° Est = 90° South = 180° West = 270°





Hungaroring
Euroformula Open
Free Practice - 1 - 2
Combined Results



Cls	Nº	Driver	Nat	Cat	Clas	Team	Nat	Vehicle	Laps	FP1	FP2	Best	Gap	Interval	Km/h		
1	74	Cem Bolukbasi	TUR			Van Amersfoort Racing	NLD	Dallara F320 HWA	9	1:35.326	3	1:42.548	2	1:35.326	165.4		
2	8	Rafael Villagomez	MEX			Van Amersfoort Racing	NLD	Dallara F320 HWA	32	1:35.559	11	1:37.205	7	1:35.559	0.233	0.233	165.0
3	52	Jak Crawford	USA	R	1	Team Motopark	DEU	Dallara F320 Spiess	29	1:35.913	10	1:36.048	12	1:35.913	0.587	0.354	164.4
4	21	Josh Mason	GBR			Double R Racing	GBR	Dallara F320 HWA	40	1:36.115	18	1:36.228	18	1:36.115	0.789	0.202	164.0
5	28	Cameron Das	USA			Team Motopark	DEU	Dallara F320 Spiess	23	1:36.183	12	1:37.992	5	1:36.183	0.857	0.068	163.9
6	27	Louis Foster	GBR			CryptoTower Racing Team	JPN	Dallara F320 Spiess	34	1:36.458	11	1:36.342	16	1:36.342	1.016	0.159	163.7
7	66	Zdenek Chovanec	CZE	R	2	Double R Racing	GBR	Dallara F320 HWA	35	1:38.400	10	1:36.345	16	1:36.345	1.019	0.003	163.6
8	25	Casper Stevenson	GBR	R	3	Van Amersfoort Racing	NLD	Dallara F320 HWA	40	1:36.389	16	1:36.713	20	1:36.389	1.063	0.044	163.6
9	34	Joshua Durksen	PRT	R	4	Drivex School	ESP	Dallara F320 HWA	38	1:36.403	15	1:36.816	20	1:36.403	1.077	0.014	163.6
10	18	Nazim Azman	MYS			CryptoTower Racing Team	JPN	Dallara F320 Spiess	31	1:36.818	14	1:36.667	13	1:36.667	1.341	0.264	163.1
11	35	Enzo Scionti	USA	R	5	Drivex School	ESP	Dallara F320 HWA	33	1:37.513	13	1:38.352	17	1:37.513	2.187	0.846	161.7
12	77	Vivien Keszthelyi	HUN			Team Motopark	DEU	Dallara F320 Spiess	31	1:37.582	13	1:38.252	15	1:37.582	2.256	0.069	161.6
13	88	Filip Kaminiarz	POL			CryptoTower Racing Team	JPN	Dallara F320 Spiess	31	1:37.677	12	1:37.742	11	1:37.677	2.351	0.095	161.4

*** PENALTIES**

- CAR 52 TIME 1:36.501 DELETED TRACK LIMITS AT T 11
- CAR 77 TIME 1:37.436 DELETED TRACK LIMITS AT T 11
- CAR 66 TIME 1:38.098 DELETED TRACK LIMITS AT T 11
- CAR 52 TIME 1:35.726 DELETED TRACK LIMITS AT T 11
- CAR 66 TIME 1:38.299 DELETED TRACK LIMITS AT T 11
- CAR 66 TIME 1:42.351 DELETED TRACK LIMITS AT T 11
- CAR 8 TIME 1:35.774 DELETED TRACK LIMITS AT T 4
- CAR 18 TIME 1:37.603 DELETED TRACK LIMITS AT T 11
- CAR 18 TIME 1:40.888 DELETED TRACK LIMITS AT T 11
- CAR 25 TIME 1:38.652 DELETED TRACK LIMITS AT T 4
- CAR 8 TIME 1:37.340 DELETED TRACK LIMITS AT T 4
- CAR 27 TIME 1:38.459 DELETED TRACK LIMITS AT T 4
- CAR 52 TIME 1:38.030 DELETED TRACK LIMITS AT T 4 AND 11
- CAR 21 TIME 1:37.229 DELETED TRACK LIMITS AT T 4
- CAR 66 TIME 1:38.185 DELETED TRACK LIMITS AT T 11
- CAR 8 TIME 1:44.535 DELETED TRACK LIMITS AT T4
- CAR 8 TIME 1:37.056 DELETED TRACK LIMITS AT T 4

Published at:.....

Stewards:	Race Director:	Timekeeper: Luis Angel Garcia Nuñez JOB/I-0020-ESP
------------------	-----------------------	---

