

**Hungaroring**  
**Euroformula Open**  
**Qualifying**  
**Provisional Results**



Clas	Nº	Driver	Nat	Cat	Clas	Team	Nat	Vehicle	Laps	Best	Time	Gap	Interval	Km/h
1	52	Jak Crawford	USA	R	1	Team Motopark	DEU	Dallara F320 Spiess	14	12	1:34.124			167.5
2	28	Cameron Das	USA			Team Motopark	DEU	Dallara F320 Spiess	12	11	1:34.440	0.316	0.316	167.0
3	27	Louis Foster	GBR			CryptoTower Racing Team	JPN	Dallara F320 Spiess	14	12	1:34.697	0.573	0.257	166.5
4	8	Rafael Villagomez	MEX			Van Amersfoort Racing	NLD	Dallara F320 HWA	11	9	1:35.007	0.883	0.310	166.0
5	74	Cem Bolukbasi	TUR			Van Amersfoort Racing	NLD	Dallara F320 HWA	12	8	1:35.075	0.951	0.068	165.8
6	25	Casper Stevenson	GBR	R	2	Van Amersfoort Racing	NLD	Dallara F320 HWA	12	10	1:35.154	1.030	0.079	165.7
7	34	Joshua Durksen	POR	R	3	Drivex School	ESP	Dallara F320 HWA	11	8	1:35.203	1.079	0.049	165.6
8	18	Nazim Azman	MYS			CryptoTower Racing Team	JPN	Dallara F320 Spiess	13	11	1:35.245	1.121	0.042	165.5
9	88	Filip Kaminiarz	POL			CryptoTower Racing Team	JPN	Dallara F320 Spiess	12	10	1:35.398	1.274	0.153	165.3
10	21	Josh Mason	GBR			Double R Racing	GBR	Dallara F320 HWA	13	8	1:35.449	1.325	0.051	165.2
11	77	Vivien Keszthelyi	HUN			Team Motopark	DEU	Dallara F320 Spiess	14	13	1:35.613	1.489	0.164	164.9
12	66	Zdenek Chovanec	CZE	R	4	Double R Racing	GBR	Dallara F320 HWA	12	11	1:36.635	2.511	1.022	163.2
13	35	Enzo Scionti	USA	R	5	Drivex School	ESP	Dallara F320 HWA	13	12	1:36.782	2.658	0.147	162.9

**\* PENALTIES**

- CAR 74 TIME 1:36.649 DELETED TRACK LIMITS AT T 4
- CAR 88 TIME 1:36.886 DELETED TRACK LIMITS AT T 11
- CAR 8 TIME 1:38.562 DELETED TRACK LIMITS AT T 11
- CAR 18 TIME 1:36.260 DELETED TRACK LIMITS AT T 11
- CAR 27 TIME 1:35.018 DELETED TRACK LIMITS AT T 11
- CAR 8 TIME 1:37.149 DELETED TRACK LIMITS AT T 4
- CAR 66 TIME 1:36.451 DELETED TRACK LIMITS AT T 11
- CAR 52 TIME 1:34.441 DELETED TRACK LIMITS AT T 4
- CAR 34 TIME 1:35.054 DELETED TRACK LIMITS AT T 11
- CAR 27 TIME 1:35.059 DELETED TRACK LIMITS AT T 11

Published at:.....

Track Temp: 37.5 °C Air Temp: 24.4 °C Humidity: 50 % Track Status: DRY

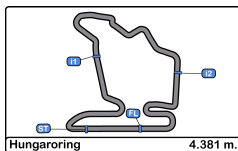
Stewards:

Race Director:

Timekeeper:

Luis Angel Garcia Nunez  
 JOB/I-0020-ESP





**Hungaroring**  
**Euroformula Open**  
**Qualifying**  
**Provisional Results by Category**



Clas	Nº	Driver	Nat	Cat	Clas	Team	Nat	Vehicle	Laps	Best	Time	Gap	Interval	Km/h
1	28	Cameron Das				Team Motopark		Dallara F320 Spiess	12	11	1:34.440			167.0
2	27	Louis Foster				CryptoTower Racing Team		Dallara F320 Spiess	14	12	1:34.697	0.257	0.257	166.5
3	8	Rafael Villagomez				Van Amersfoort Racing		Dallara F320 HWA	11	9	1:35.007	0.567	0.310	166.0
4	74	Cem Bolukbasi				Van Amersfoort Racing		Dallara F320 HWA	12	8	1:35.075	0.635	0.068	165.8
5	18	Nazim Azman				CryptoTower Racing Team		Dallara F320 Spiess	13	11	1:35.245	0.805	0.170	165.5
6	88	Filip Kaminiarz				CryptoTower Racing Team		Dallara F320 Spiess	12	10	1:35.398	0.958	0.153	165.3
7	21	Josh Mason				Double R Racing		Dallara F320 HWA	13	8	1:35.449	1.009	0.051	165.2
8	77	Vivien Keszthelyi				Team Motopark		Dallara F320 Spiess	14	13	1:35.613	1.173	0.164	164.9

Rookie														
1	52	Jak Crawford				Team Motopark		Dallara F320 Spiess	14	12	1:34.124			167.5
2	25	Casper Stevenson		R	2	Van Amersfoort Racing		Dallara F320 HWA	12	10	1:35.154	1.030	1.030	165.7
3	34	Joshua Durksen		R	3	Drivex School		Dallara F320 HWA	11	8	1:35.203	1.079	0.049	165.6
4	66	Zdenek Chovanec		R	4	Double R Racing		Dallara F320 HWA	12	11	1:36.635	2.511	1.432	163.2
5	35	Enzo Scionti		R	5	Drivex School		Dallara F320 HWA	13	12	1:36.782	2.658	0.147	162.9

**\* PENALTIES**

- CAR 74 TIME 1:36.649 DELETED TRACK LIMITS AT T 4
- CAR 88 TIME 1:36.886 DELETED TRACK LIMITS AT T 11
- CAR 8 TIME 1:38.562 DELETED TRACK LIMITS AT T 11
- CAR 18 TIME 1:36.260 DELETED TRACK LIMITS AT T 11
- CAR 27 TIME 1:35.018 DELETED TRACK LIMITS AT T 11
- CAR 8 TIME 1:37.149 DELETED TRACK LIMITS AT T 4
- CAR 66 TIME 1:36.451 DELETED TRACK LIMITS AT T 11
- CAR 52 TIME 1:34.441 DELETED TRACK LIMITS AT T 4
- CAR 34 TIME 1:35.054 DELETED TRACK LIMITS AT T 11
- CAR 27 TIME 1:35.059 DELETED TRACK LIMITS AT T 11

Published at:.....

Track Temp: 37.5 °C Air Temp: 24.4 °C Humidity: 50 % Track Status: DRY

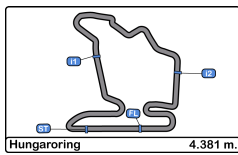
Stewards:

Race Director:

Timekeeper:

Luis Angel Garcia Nufez  
 JOB/I-0020-ESP





**Hungaroring**  
Euroformula Open  
Qualifying  
Lap Analysis



8

Rafael Villagomez

Dallara F320 HWA **25**

Casper Stevenson

Dallara F320 HWA

Van Amersfoort Racing Rookie Van Amersfoort Racing

Lap	D	Time	Sector 1	Sector 2	Sector 3	T. Spd	Elapsed	Lap	D	Time	Sector 1	Sector 2	Sector 3	T. Spd	Elapsed
1		9:37:59.446	9:36:44.562	43.691	31.193		9:37:59.446	1		9:37:09.711	9:35:59.333	39.651	30.727		9:37:09.711
2		1:48.927	38.976	36.419	33.532	186.2	9:39:48.373	2		1:51.150	39.663	37.777	33.710	193.2	9:39:00.861
3		1:35.491	35.831	33.117	26.543	217.7	9:41:23.864	3		1:37.069	36.349	34.145	26.575	213.4	9:40:37.930
4		1:38.723	35.705	33.364	29.654	217.7	9:43:02.587	4		1:36.366	36.070	33.736	26.560	214.7	9:42:14.296
5		<del>1:39.562</del>	35.676	33.195	29.691	218.1	9:44:41.149	5		1:45.911	36.081	37.678	32.152	214.7	9:44:00.207
6		1:43.976 P	37.239	35.076	31.661	213.0	9:46:25.125	6		1:42.825 P	35.880	34.164	32.781	215.1	9:45:43.032
7		6:42.551	5:33.890	39.413	29.248		9:53:07.676	7		6:25.933	5:17.509	39.149	29.275		9:52:08.965
8		1:41.344	37.364	36.418	27.562	210.5	9:54:49.020	8		1:42.004	37.978	36.254	27.772	210.5	9:53:50.969
9		<b>1:35.007</b>	35.630	<b>33.019</b>	<b>26.358</b>	216.4	9:56:24.027	9		1:35.404	35.913	33.357	<b>26.134</b>	213.8	9:55:26.373
10		<del>1:37.149</del>	35.930	34.393	26.826	217.7	9:58:01.176	10		<b>1:35.154</b>	35.736	<b>33.146</b>	26.272	214.7	9:57:01.527
11		1:44.850 P	<b>35.618</b>	33.545	35.687	217.7	9:59:46.026	11		1:35.252	<b>35.729</b>	33.167	26.356	216.4	9:58:36.779

18

Nazim Azman

Dallara F320 Spiess

**27**

Louis Foster

Dallara F320 Spiess

CryptoTower Racing Team

CryptoTower Racing Team

Lap	D	Time	Sector 1	Sector 2	Sector 3	T. Spd	Elapsed	Lap	D	Time	Sector 1	Sector 2	Sector 3	T. Spd	Elapsed
1		9:37:05.467	9:35:56.439	39.655	29.373		9:37:05.467	1		9:37:23.239	9:36:12.409	40.135	30.695		9:37:23.239
2		1:50.180	39.016	35.552	35.612	201.8	9:38:55.647	2		2:05.995	42.807	40.272	42.916	203.7	9:39:29.234
3		1:37.625	36.265	34.402	26.958	216.4	9:40:33.272	3		1:36.052	35.882	33.679	26.491	216.0	9:41:05.286
4		1:36.446	35.853	33.981	26.612	216.8	9:42:09.718	4		1:38.647 P	35.641	33.247	29.759	219.0	9:42:43.933
5		1:53.449	45.514	40.753	27.182	200.3	9:44:03.167	5		2:39.563	1:33.995	37.215	28.353		9:45:23.496
6		<del>1:36.260</del>	35.789	33.937	26.534	218.1	9:45:39.427	6		1:40.746	37.491	34.271	28.984	208.4	9:47:04.242
7		1:44.672 P	36.063	35.530	33.079	216.8	9:47:24.099	7		1:34.831	35.700	<b>32.841</b>	26.290	216.4	9:48:39.073
8		4:24.920	3:19.235	37.619	28.066		9:51:49.019	8		<del>1:35.018</del>	35.630	33.028	26.360	217.3	9:50:14.091
9		1:44.285	37.672	37.387	29.226	197.8	9:53:33.304	9		1:39.674 P	35.748	33.585	30.341	216.4	9:51:53.765
10		1:37.024	35.853	<b>33.367</b>	27.804	215.1	9:55:10.328	10		3:59.870	2:49.917	39.611	30.342		9:55:53.635
11		<b>1:35.245</b>	<b>35.606</b>	33.440	<b>26.199</b>	217.3	9:56:45.573	11		1:49.577	41.625	36.015	31.937	201.4	9:57:43.212
12		1:48.483	41.736	39.270	27.477	218.1	9:58:34.056	12		<b>1:34.697</b>	35.605	32.883	<b>26.209</b>	216.8	9:59:17.909
13		1:52.398 P	35.680	35.874	40.844	216.0	10:00:26.454	13		<del>1:36.059</del>	<b>35.552</b>	32.978	26.529	217.3	10:00:52.968

21

Josh Mason

Dallara F320 HWA

**28**

Cameron Das

Dallara F320 Spiess

Double R Racing

Team Motopark

Lap	D	Time	Sector 1	Sector 2	Sector 3	T. Spd	Elapsed	Lap	D	Time	Sector 1	Sector 2	Sector 3	T. Spd	Elapsed
1		9:37:16.784	9:36:04.917	41.545	30.322		9:37:16.784	1		9:37:14.228	9:36:03.051	41.751	29.426		9:37:14.228
2		1:58.578	39.796	39.433	39.349	212.1	9:39:15.362	2		1:56.057	40.608	39.189	36.260	196.0	9:39:10.285
3		1:36.682	36.273	33.783	26.626	214.2	9:40:52.044	3		1:35.875	35.932	33.606	26.337	215.5	9:40:46.160
4		1:35.677	35.868	33.350	26.459	216.8	9:42:27.721	4		1:42.486 P	35.717	34.948	31.821	218.1	9:42:28.646
5		1:44.678 P	35.890	34.991	33.797	216.8	9:44:12.399	5		3:16.774	2:06.371	41.324	29.079		9:45:45.420
6		6:52.581	5:46.612	37.775	28.194		9:51:04.980	6		1:39.309	37.373	35.161	26.775	214.2	9:47:24.729
7		1:41.727	37.837	36.200	27.690	210.1	9:52:46.707	7		1:34.695	35.464	33.023	26.208	217.3	9:48:59.424
8		<b>1:35.449</b>	35.910	<b>33.267</b>	<b>26.272</b>	214.2	9:54:22.156	8		1:40.407 P	35.540	33.834	31.033	217.7	9:50:39.831
9		1:35.765	35.856	33.360	26.549	215.1	9:55:57.921	9		6:26.321	5:16.555	40.509	29.257		9:57:06.152
10		1:36.249	35.951	33.660	26.638	218.1	9:57:34.170	10		1:39.514	36.477	35.007	28.030	212.1	9:58:45.666
11		1:35.769	<b>35.708</b>	33.428	26.633	216.8	9:59:09.939	11		<b>1:34.440</b>	<b>35.345</b>	<b>32.950</b>	<b>26.145</b>	216.0	10:00:20.106
12		1:35.951	35.897	33.379	26.675	216.4	10:00:45.890	12		2:08.822 P	42.461	43.453	42.908	216.4	10:02:28.928





**Hungaroring**  
Euroformula Open  
Qualifying  
Lap Analysis



**34** Joshua Durksen Dallara F320 HWA **66** Zdenek Chovanec Dallara F320 HWA  
Rookie Drivex School Rookie Double R Racing

Lap	D	Time	Sector 1	Sector 2	Sector 3	T. Spd	Elapsed	Lap	D	Time	Sector 1	Sector 2	Sector 3	T. Spd	Elapsed
1		9:37:22.906	9:36:10.934	39.731	32.241		9:37:22.906	1		9:37:20.999	9:36:06.383	43.409	31.207		9:37:20.999
2		2:12.058	44.593	41.144	46.321	188.4	9:39:34.964	2		1:58.483	39.751	41.153	37.579	212.1	9:39:19.482
3		1:36.419	36.217	33.718	26.484	216.0	9:41:11.383	3		1:37.421	36.675	33.855	26.891	215.1	9:40:56.903
4		1:35.253	35.659	33.211	26.383	217.7	9:42:46.636	4		1:36.852	36.172	33.804	26.876	216.0	9:42:33.755
5		1:49.527 P	35.687	37.609	36.231	216.8	9:44:36.163	5		1:36.887	36.205	33.784	26.898	215.5	9:44:10.642
6		9:19.704	8:14.719	36.904	28.081		9:53:55.867	6		1:45.966 P	37.345	35.389	33.232	215.5	9:45:56.608
7		1:46.233	37.957	36.626	31.650	196.7	9:55:42.100	7		5:49.058	4:39.134	40.227	29.697		9:51:45.666
8		1:35.203	35.871	33.011	26.321	216.4	9:57:17.303	8		1:41.572	38.020	35.835	27.717	210.5	9:53:27.238
9		1:39.777	35.712	33.110	30.955	216.8	9:58:57.080	9		1:37.084	36.577	33.770	26.737	213.4	9:55:04.322
10		1:35.054	35.688	32.883	26.483	216.0	10:00:32.134	10		1:36.454	36.111	33.459	26.881	215.1	9:56:40.773
11		2:20.032 P	45.607	51.409	43.016	216.4	10:02:52.166	11		1:36.635	36.316	33.555	26.764	216.0	9:58:17.408
								12		2:02.888 P	42.226	41.970	38.692	215.5	10:00:20.296

**35** Enzo Scionti Dallara F320 HWA **74** Cem Bolukbasi Dallara F320 HWA  
Rookie Drivex School Van Amersfoort Racing

Lap	D	Time	Sector 1	Sector 2	Sector 3	T. Spd	Elapsed	Lap	D	Time	Sector 1	Sector 2	Sector 3	T. Spd	Elapsed
1		9:37:18.465	9:36:07.249	40.636	30.580		9:37:18.465	1		9:37:11.389	9:36:00.914	40.710	29.765		9:37:11.389
2		2:05.368	40.160	40.169	45.039	213.8	9:39:23.833	2		1:53.671	39.979	39.727	33.965	196.3	9:39:05.060
3		1:37.691	36.541	34.150	27.000	215.1	9:41:01.524	3		1:36.649	35.984	34.276	26.389	215.1	9:40:41.709
4		2:05.439	36.267	57.131	32.041	216.0	9:43:06.963	4		1:35.968	35.899	33.464	26.605	216.0	9:42:17.677
5		1:46.583	38.503	37.303	30.777	216.0	9:44:53.546	5		1:41.248 P	36.257	34.688	30.303	216.4	9:43:58.925
6		1:37.818	36.175	34.379	27.264	216.4	9:46:31.364	6		8:01.220	6:51.888	40.207	29.125		9:52:00.145
7		1:45.914 P	37.005	35.845	33.064	216.0	9:48:17.278	7		1:44.189	39.612	37.969	26.608	189.1	9:53:44.334
8		5:29.822	4:14.351	41.579	33.892		9:53:47.100	8		1:35.075	35.719	32.932	26.424	213.0	9:55:19.409
9		1:47.049	41.746	37.338	27.965	212.1	9:55:34.149	9		1:35.329	35.774	33.138	26.417	214.2	9:56:54.738
10		1:36.959	36.222	33.976	26.761	215.5	9:57:11.108	10		1:46.597	38.939	40.583	27.075	216.4	9:58:41.335
11		1:36.889	36.089	34.005	26.795	216.4	9:58:47.997	11		1:35.237	35.731	33.083	26.423	214.2	10:00:16.572
12		1:36.782	36.049	33.887	26.846	215.5	10:00:24.779	12		2:10.076 P	44.674	43.088	42.314	201.4	10:02:26.648
13		2:07.903 P	39.621	42.704	45.578	216.0	10:02:32.682								

**52** Jak Crawford Dallara F320 Spiess **77** Vivien Keszthelyi Dallara F320 Spiess  
Rookie Team Motopark Team Motopark

Lap	D	Time	Sector 1	Sector 2	Sector 3	T. Spd	Elapsed	Lap	D	Time	Sector 1	Sector 2	Sector 3	T. Spd	Elapsed
1		9:37:03.567	9:35:53.039	41.289	29.239		9:37:03.567	1		9:37:04.316	9:35:55.422	39.756	29.138		9:37:04.316
2		1:42.341	38.003	37.063	27.275	210.9	9:38:45.908	2		1:46.738	38.489	36.798	31.451	209.3	9:38:51.054
3		1:35.584	35.771	33.498	26.315	216.8	9:40:21.492	3		1:38.068	36.376	34.719	26.973	215.5	9:40:29.122
4		1:41.036 P	35.585	33.214	32.237	218.1	9:42:02.528	4		1:43.606 P	36.122	34.298	33.186	217.3	9:42:12.728
5		2:59.362	1:51.376	38.671	29.315		9:45:01.890	5		3:18.732	2:14.142	36.779	27.811		9:45:31.460
6		1:41.922	38.062	36.872	26.988	213.0	9:46:43.812	6		1:39.647	36.822	35.343	27.482	215.5	9:47:11.107
7		1:34.494	35.420	32.935	26.139	219.0	9:48:18.306	7		1:36.344	35.993	33.704	26.647	217.3	9:48:47.451
8		1:35.398	35.369	33.863	26.166	218.6	9:49:53.704	8		1:36.036	35.738	33.710	26.588	218.1	9:50:23.487
9		1:41.074 P	35.604	33.456	32.014	217.7	9:51:34.778	9		1:43.651 P	36.143	34.316	33.192	216.8	9:52:07.138
10		4:17.317	3:06.624	40.415	30.278		9:55:52.095	10		3:37.256	2:32.045	36.883	28.328		9:55:44.394
11		1:46.428	38.327	39.267	28.834	213.0	9:57:38.523	11		1:39.756	37.183	35.564	27.009	215.5	9:57:24.150
12		1:34.124	35.298	32.819	26.007	218.6	9:59:12.647	12		1:35.801	35.780	33.494	26.527	217.3	9:58:59.951
13		1:34.444	35.302	32.831	26.308	217.7	10:00:47.088	13		1:35.613	35.687	33.375	26.551	217.7	10:00:35.564
14		2:15.665 P	48.795	44.819	42.051	219.5	10:03:02.753	14		2:18.858 P	42.638	51.382	44.838	218.6	10:02:54.422





Hungaroring  
Euroformula Open  
Qualifying  
Lap Analysis



88

Filip Kaminiaz

Dallara F320 Spiess

CryptoTower Racing Team

Lap	D	Time	Sector 1	Sector 2	Sector 3	T. Spd	Elapsed
1		9:37:28.239	9:36:14.499	41.746	31.994		9:37:28.239
2		2:14.025	39.472	42.494	52.059	207.2	9:39:42.264
3		1:37.006	36.244	33.978	26.784	213.8	9:41:19.270
4		<del>4:36.886</del>	36.171	33.882	26.833	217.3	9:42:56.156
5		1:52.058	42.268	42.067	27.723	216.8	9:44:48.214
6		1:37.285	36.192	33.764	27.329	215.5	9:46:25.499
7		1:44.538 P	36.594	35.697	32.247	216.0	9:48:10.037
8		7:55.270	6:42.150	43.799	29.321		9:56:05.307
9		1:44.629	38.465	38.453	27.711	211.7	9:57:49.936
10		<u>1:35.398</u>	<u>35.757</u>	<u>33.332</u>	<u>26.309</u>	215.1	9:59:25.334
11		1:35.672	35.899	33.372	26.401	216.4	10:01:01.006
12		2:12.257 P	38.528	46.510	47.219	216.8	10:03:13.263





**Hungaroring**  
**Euroformula Open**  
**Qualifying**  
**Best Sectors Results**



Sector - 1				Sector - 2				Sector - 3				Ideal Lap vs Best Lap				
Clas	Nº	Driver	Time	Nº	Driver	Time	Nº	Driver	Time	Clas	Nº	Driver	Ideal Lap	Best Lap	Clas	
1	52	Jak Crawford	35.298	52	Jak Crawford	32.819	52	Jak Crawford	26.007	1	52	Jak Crawford	1:34.124	1:34.124	1	
2	28	Cameron Das	35.345	27	Louis Foster	32.841	25	Casper Stevenson	26.134	2	28	Cameron Das	1:34.440	1:34.440	2	
3	27	Louis Foster	35.552	34	Joshua Durksen	32.883	28	Cameron Das	26.145	3	27	Louis Foster	1:34.602	1:34.697	3	
4	18	Nazim Azman	35.606	74	Cem Bolukbasi	32.932	18	Nazim Azman	26.199	4	34	Joshua Durksen	1:34.863	1:35.203	7	
5	8	Rafael Villagomez	35.618	28	Cameron Das	32.950	27	Louis Foster	26.209	5	8	Rafael Villagomez	1:34.995	1:35.007	4	
6	34	Joshua Durksen	35.659	8	Rafael Villagomez	33.019	21	Josh Mason	26.272	6	25	Casper Stevenson	1:35.009	1:35.154	6	
7	77	Vivien Keszthelyi	35.687	25	Casper Stevenson	33.146	88	Filip Kaminiaz	26.309	7	74	Cem Bolukbasi	1:35.040	1:35.075	5	
8	21	Josh Mason	35.708	21	Josh Mason	33.267	34	Joshua Durksen	26.321	8	18	Nazim Azman	1:35.172	1:35.245	8	
9	74	Cem Bolukbasi	35.719	88	Filip Kaminiaz	33.332	8	Rafael Villagomez	26.358	9	21	Josh Mason	1:35.247	1:35.449	10	
10	25	Casper Stevenson	35.729	18	Nazim Azman	33.367	74	Cem Bolukbasi	26.389	10	88	Filip Kaminiaz	1:35.398	1:35.398	9	
11	88	Filip Kaminiaz	35.757	77	Vivien Keszthelyi	33.375	77	Vivien Keszthelyi	26.527	11	77	Vivien Keszthelyi	1:35.589	1:35.613	11	
12	35	Enzo Scioni	36.049	66	Zdenek Chovanec	33.459	66	Zdenek Chovanec	26.737	12	66	Zdenek Chovanec	1:36.307	1:36.635	12	
13	66	Zdenek Chovanec	36.111	35	Enzo Scioni	33.887	35	Enzo Scioni	26.761	13	35	Enzo Scioni	1:36.697	1:36.782	13	





**Hungaroring**  
**Euroformula Open**  
**Qualifying**  
**Best 5 Lap Times**



Cls	N°	Driver	Nat	Cat	Cls	Team	Nat	Vehicle	Best 1		Best 2		Best 3		Best 4		Best 5	
									Time	Lap	Time	Lap	Time	Lap	Time	Lap	Time	Lap
1	52	Jak Crawford		R	1	Team Motopark		Dallara F320 Spiess	1:34.124	12	1:34.494	7	1:35.398	8	1:35.584	3	1:41.036	4
2	28	Cameron Das				Team Motopark		Dallara F320 Spiess	1:34.440	11	1:34.695	7	1:35.875	3	1:39.309	6	1:39.514	10
3	27	Louis Foster				CryptoTower Racing Team		Dallara F320 Spiess	1:34.697	12	1:34.831	7	1:36.052	3	1:38.647	4	1:39.674	9
4	8	Rafael Villagomez				Van Amersfoort Racing		Dallara F320 HWA	1:35.007	9	1:35.491	3	1:38.723	4	1:41.344	8	1:43.976	6
5	74	Cem Bolukbasi				Van Amersfoort Racing		Dallara F320 HWA	1:35.075	8	1:35.237	11	1:35.329	9	1:35.968	4	1:41.248	5
6	25	Casper Stevenson		R	2	Van Amersfoort Racing		Dallara F320 HWA	1:35.154	10	1:35.252	11	1:35.404	9	1:36.366	4	1:37.069	3
7	34	Joshua Durksen		R	3	Drivex School		Dallara F320 HWA	1:35.203	8	1:35.253	4	1:36.419	3	1:39.777	9	1:46.233	7
8	18	Nazim Azman				CryptoTower Racing Team		Dallara F320 Spiess	1:35.245	11	1:36.446	4	1:37.024	10	1:37.625	3	1:44.285	9
9	88	Filip Kaminiarz				CryptoTower Racing Team		Dallara F320 Spiess	1:35.398	10	1:35.672	11	1:37.006	3	1:37.285	6	1:44.538	7
10	21	Josh Mason				Double R Racing		Dallara F320 HWA	1:35.449	8	1:35.677	4	1:35.765	9	1:35.769	11	1:35.951	12
11	77	Vivien Keszthelyi				Team Motopark		Dallara F320 Spiess	1:35.613	13	1:35.801	12	1:36.036	8	1:36.344	7	1:38.068	3
12	66	Zdenek Chovanec		R	4	Double R Racing		Dallara F320 HWA	1:36.635	11	1:36.852	4	1:36.887	5	1:37.084	9	1:37.421	3
13	35	Enzo Scionti		R	5	Drivex School		Dallara F320 HWA	1:36.782	12	1:36.889	11	1:36.959	10	1:37.691	3	1:37.818	6





**Hungaroring**  
**Euroformula Open**  
**Qualifying**  
**Best 5 Top Speeds**



Clas	Nº	Driver	Nat	Cat	Cls	Team	Nat	Vehicle	Top 1		Top 2		Top 3		Top 4		Top 5		Avg	
									Km/h	Lap	Km/h	Lap	Km/h	Lap	Km/h	Lap	Km/h	Lap		
1	52	Jak Crawford		USA	R	1	Team Motopark		Dallara F320 Spiess	219.5	14	219.0	7	218.6	8	218.6	12	218.1	4	218.8
2	27	Louis Foster		GBR			CryptoTower Racing Team		Dallara F320 Spiess	219.0	4	217.3	8	217.3	13	217.3	14	216.8	12	217.5
3	77	Vivien Keszthelyi		HUN			Team Motopark		Dallara F320 Spiess	218.6	14	218.1	8	217.7	13	217.3	4	217.3	7	217.8
4	8	Rafael Villagomez		MEX			Van Amersfoort Racing		Dallara F320 HWA	218.1	5	217.7	3	217.7	4	217.7	10	217.7	11	217.8
5	18	Nazim Azman		MYS			CryptoTower Racing Team		Dallara F320 Spiess	218.1	6	218.1	12	217.3	11	216.8	4	216.8	7	217.4
6	21	Josh Mason		GBR			Double R Racing		Dallara F320 HWA	218.1	10	216.8	4	216.8	5	216.8	11	216.4	12	217.0
7	28	Cameron Das		USA			Team Motopark		Dallara F320 Spiess	218.1	4	217.7	8	217.3	7	216.4	12	216.0	11	217.1
8	34	Joshua Durksen		PRY	R	2	Drivex School		Dallara F320 HWA	217.7	4	216.8	5	216.8	9	216.4	8	216.4	11	216.8
9	88	Filip Kaminiaz		POL			CryptoTower Racing Team		Dallara F320 Spiess	217.3	4	216.8	5	216.8	12	216.4	11	216.0	7	216.6
10	25	Casper Stevenson		GBR	R	3	Van Amersfoort Racing		Dallara F320 HWA	216.4	11	215.1	6	214.7	4	214.7	5	214.7	10	215.1
11	35	Enzo Scionti		USA	R	4	Drivex School		Dallara F320 HWA	216.4	6	216.4	11	216.0	4	216.0	5	216.0	7	216.1
12	74	Cem Bolukbasi		TUR			Van Amersfoort Racing		Dallara F320 HWA	216.4	5	216.4	10	216.0	4	215.1	3	214.2	9	215.6
13	66	Zdenek Chovanec		CZE	R	5	Double R Racing		Dallara F320 HWA	216.0	4	216.0	11	215.5	5	215.5	6	215.5	12	215.7







**Hungaroring**  
**Euroformula Open**  
**Qualifying**  
**Fastest Laps Sequence**



Lap	Time of Day	Session Time	N°	Driver	Nat	Cat	Team	Nat	Vehicle	Time	Km/h
2	9:38:45.908	3:45.908	52	Jak Crawford		USA	R Team Motopark		DEU Dallara F320 Spiess	1:42.341	154.1
3	9:40:21.492	5:21.492	52	Jak Crawford		USA	R Team Motopark		DEU Dallara F320 Spiess	1:35.584	165.0
3	9:41:23.864	6:23.864	8	Rafael Villagomez		MEX	Van Amersfoort Racing		NLD Dallara F320 HWA	1:35.491	165.1
4	9:42:46.636	7:46.636	34	Joshua Durksen		PRI	R Drivex School		ESP Dallara F320 HWA	1:35.253	165.5
7	9:48:18.306	13:18.306	52	Jak Crawford		USA	R Team Motopark		DEU Dallara F320 Spiess	1:34.494	166.9
12	9:59:12.647	24:12.647	52	Jak Crawford		USA	R Team Motopark		DEU Dallara F320 Spiess	1:34.124	167.5



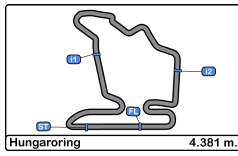


**Hungaroring**  
**Euroformula Open**  
**Qualifying**  
**Event Best Maximum Speed**



Nº	Driver	Nat	Cat	Clas	Team	Nat	Vehicle	Km/h	Session
28	Cameron Das				Team Motopark		Dallara F320 Spiess	223.6	Free Practice - 1
52	Jak Crawford		R	1	Team Motopark		Dallara F320 Spiess	223.1	Free Practice - 1
27	Louis Foster				CryptoTower Racing Team		Dallara F320 Spiess	223.1	Free Practice - 2
34	Joshua Durksen		R	2	Drivex School		Dallara F320 HWA	223.1	Free Practice - 2
18	Nazim Azman				CryptoTower Racing Team		Dallara F320 Spiess	222.6	Free Practice - 1
77	Vivien Keszthelyi				Team Motopark		Dallara F320 Spiess	222.6	Free Practice - 1
21	Josh Mason				Double R Racing		Dallara F320 HWA	222.6	Free Practice - 1
8	Rafael Villagomez				Van Amersfoort Racing		Dallara F320 HWA	222.6	Free Practice - 2
25	Casper Stevenson		R	3	Van Amersfoort Racing		Dallara F320 HWA	221.7	Free Practice - 1
66	Zdenek Chovanec		R	4	Double R Racing		Dallara F320 HWA	221.7	Free Practice - 1
88	Filip Kaminiarz				CryptoTower Racing Team		Dallara F320 Spiess	221.7	Free Practice - 1
35	Enzo Scionti		R	5	Drivex School		Dallara F320 HWA	221.7	Free Practice - 1
74	Cem Bolukbasi				Van Amersfoort Racing		Dallara F320 HWA	220.8	Free Practice - 1





**Hungaroring**  
Euroformula Open  
Qualifying  
Pit Stop Analysis



**8** Rafael Villagomez Dallara F320 HWA  
Van Amersfoort Racing

N°	In Day Time	In Time	Out Time	Pit Time	T. Pit Time	Handicap	Penalty
1	9:46:22.574	9:46:22.574	9:51:20.045	4:57.471	4:57.471		

**18** Nazim Azman Dallara F320 Spiess  
CryptoTower Racing Team

N°	In Day Time	In Time	Out Time	Pit Time	T. Pit Time	Handicap	Penalty
1	9:47:21.466	9:47:21.466	9:50:04.671	2:43.205	2:43.205		

**21** Josh Mason Dallara F320 HWA  
Double R Racing

N°	In Day Time	In Time	Out Time	Pit Time	T. Pit Time	Handicap	Penalty
1	9:44:09.890	9:44:09.890	9:49:19.175	5:09.285	5:09.285		

**25** Casper Stevenson Dallara F320 HWA  
Rookie Van Amersfoort Racing

N°	In Day Time	In Time	Out Time	Pit Time	T. Pit Time	Handicap	Penalty
1	9:45:40.688	9:45:40.688	9:50:17.328	4:36.640	4:36.640		

**27** Louis Foster Dallara F320 Spiess  
CryptoTower Racing Team

N°	In Day Time	In Time	Out Time	Pit Time	T. Pit Time	Handicap	Penalty
1	9:42:41.304	9:42:41.304	9:43:41.113	59.809	59.809		
2	9:51:51.259	9:51:51.259	9:54:05.918	2:14.659	3:14.468		

**28** Cameron Das Dallara F320 Spiess  
Team Motopark

N°	In Day Time	In Time	Out Time	Pit Time	T. Pit Time	Handicap	Penalty
1	9:42:26.049	9:42:26.049	9:43:54.579	1:28.530	1:28.530		
2	9:50:37.262	9:50:37.262	9:55:14.819	4:37.557	6:06.087		

**34** Joshua Durksen Dallara F320 HWA  
Rookie Drivex School

N°	In Day Time	In Time	Out Time	Pit Time	T. Pit Time	Handicap	Penalty
1	9:44:33.658	9:44:33.658	9:52:09.930	7:36.272	7:36.272		

**35** Enzo Scionti Dallara F320 HWA  
Rookie Drivex School

N°	In Day Time	In Time	Out Time	Pit Time	T. Pit Time	Handicap	Penalty
1	9:48:14.722	9:48:14.722	9:51:44.355	3:29.633	3:29.633		

**52** Jak Crawford Dallara F320 Spiess  
Rookie Team Motopark

N°	In Day Time	In Time	Out Time	Pit Time	T. Pit Time	Handicap	Penalty
1	9:41:59.714	9:41:59.714	9:43:15.855	1:16.141	1:16.141		
2	9:51:32.117	9:51:32.117	9:54:02.679	2:30.562	3:46.703		

**66** Zdenek Chovanec Dallara F320 HWA  
Rookie Double R Racing

N°	In Day Time	In Time	Out Time	Pit Time	T. Pit Time	Handicap	Penalty
1	9:45:54.243	9:45:54.243	9:49:53.666	3:59.423	3:59.423		

**74** Cem Bolukbasi Dallara F320 HWA  
Van Amersfoort Racing

N°	In Day Time	In Time	Out Time	Pit Time	T. Pit Time	Handicap	Penalty
1	9:43:56.433	9:43:56.433	9:50:08.467	6:12.034	6:12.034		

**77** Vivien Keszthelyi Dallara F320 Spiess  
Team Motopark

N°	In Day Time	In Time	Out Time	Pit Time	T. Pit Time	Handicap	Penalty
1	9:42:09.706	9:42:09.706	9:43:49.078	1:39.372	1:39.372		
2	9:52:04.450	9:52:04.450	9:54:01.793	1:57.343	3:36.715		

**88** Filip Kaminiarz Dallara F320 Spiess  
CryptoTower Racing Team

N°	In Day Time	In Time	Out Time	Pit Time	T. Pit Time	Handicap	Penalty
1	9:48:07.468	9:48:07.468	9:54:12.962	6:05.494	6:05.494		

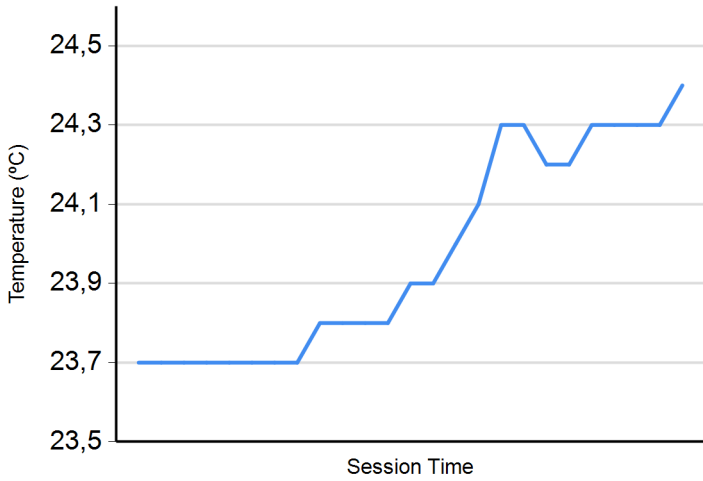




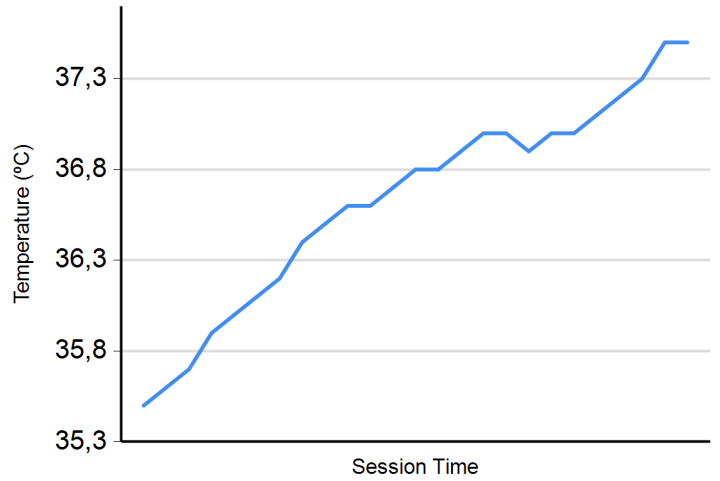
**Hungaroring**  
**Euroformula Open**  
**Qualifying**  
**Weather Report**



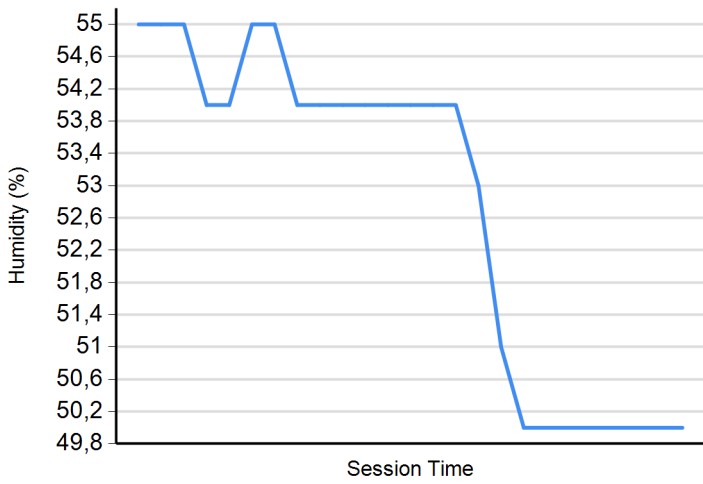
**Air Temperature**



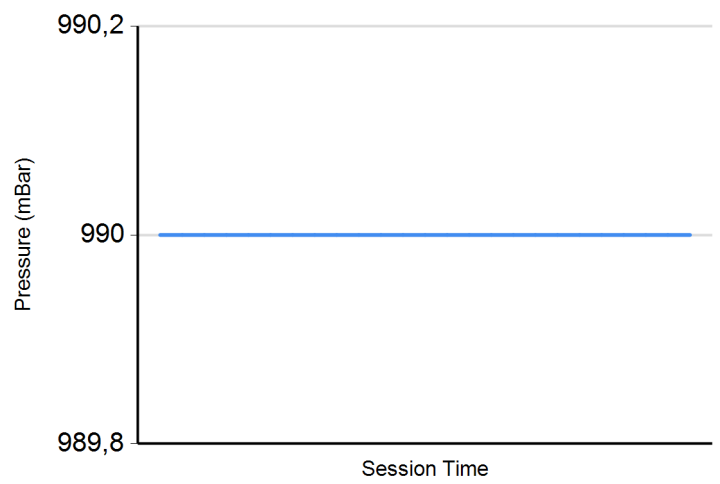
**Track Temperature**



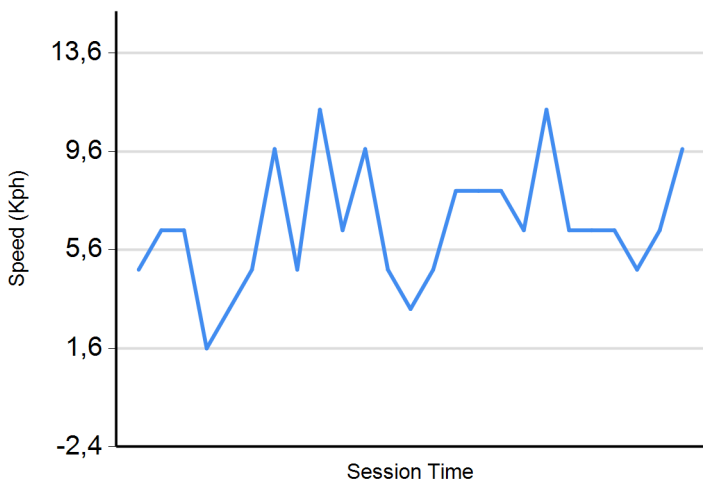
**Humidity**



**Pressure**



**Wind Speed**



**Wind direction**

North = 0°/360° Est = 90° South = 180° West = 270°

