

Hungaroring
Euroformula Open
Race - 2
Provisional Results



Clas	Nº	Driver	Nat	Cat	Clas	Team	Nat	Vehicle	Laps	Total Time	Gap	Interval	Km/h	Best	Time	Km/h
1	25	Casper Stevenson	GBR	R	1	Van Amersfoort Racing	NLD	Dallara F320 HWA	18	28:49.437			164.1	7	1:35.402	165.3
2	18	Nazim Azman	MYS			CryptoTower Racing Team	JPN	Dallara F320 Spiess	18	28:52.083	2.646	2.646	163.9	10	1:35.275	165.5
3	74	Cem Bolukbasi	TUR			Van Amersfoort Racing	NLD	Dallara F320 HWA	18	28:57.947	8.510	5.864	163.3	15	1:35.613	164.9
4	27	Louis Foster	GBR			CryptoTower Racing Team	JPN	Dallara F320 Spiess	18	29:00.545	11.108	2.598	163.1	7	1:35.772	164.6
5	34	Joshua Durksen	PRT	R	2	Drivex School	ESP	Dallara F320 HWA	18	29:01.339	11.902	0.794	163.0	15	1:35.785	164.6
6	52 *	Jak Crawford	USA	R	3	Team Motopark	DEU	Dallara F320 Spiess	18	29:06.142	16.705	4.803	162.5	3	1:35.653	164.8
7	21 *	Josh Mason	GBR			Double R Racing	GBR	Dallara F320 HWA	18	29:10.013	20.576	3.871	162.2	8	1:35.746	164.7
8	88	Filip Kaminiaz	POL			CryptoTower Racing Team	JPN	Dallara F320 Spiess	18	29:14.807	25.370	4.794	161.7	8	1:36.245	163.8
9	77	Vivien Keszthelyi	HUN			Team Motopark	DEU	Dallara F320 Spiess	18	29:16.748	27.311	1.941	161.5	16	1:36.010	164.2
10	28	Cameron Das	USA			Team Motopark	DEU	Dallara F320 Spiess	18	29:18.999	29.562	2.251	161.3	7	1:34.746	166.4
11	66 *	Zdenek Chovanec	PRT	R	4	Double R Racing	GBR	Dallara F320 HWA	18	29:20.918	31.481	1.919	161.2	8	1:36.244	163.8
12	35	Enzo Scionti	USA	R	5	Drivex School	ESP	Dallara F320 HWA	18	29:28.519	39.082	7.601	160.5	7	1:36.744	163.0
13	8	Rafael Villagomez	MEX			Van Amersfoort Racing	NLD	Dallara F320 HWA	15	30:17.137	3 Laps	3 Laps	130.1	5	1:35.160	165.7

Fastest lap Cameron Das in 1:34.746 at 166.4 Km/h in lap 7

*** PENALTIES**

- CAR 25 TIME 1:35.735 DELETED TRACK LIMITS AT T 5
- CAR 74 TIME 1:36.109 DELETED TRACK LIMITS AT T 5
- CAR 52 TIME 1:36.342 DELETED TRACK LIMITS AT T 11
- CAR 66 TIME 1:37.130 DELETED TRACK LIMITS AT T 11
- CAR 18 TIME 1:35.566 DELETED TRACK LIMITS AT T 11
- CAR 52 TIME 1:35.976 DELETED TRACK LIMITS AT T 11
- CAR #66 - 5 SECONDS TIME PENALTY TO BE ADDED TO RACE TIME - JUMP START
- CAR #21 - 5 SECONDS TIME PENALTY TO BE ADDED TO RACE TIME - JUMP START
- CAR 52 TIME 1:35.532 DELETED TRACK LIMITS AT T 11
- CAR 52 TIME 1:35.984 DELETED TRACK LIMITS AT T 5 AND 11
- CAR 21 TIME 1:35.810 DELETED TRACK LIMITS AT T 5
- CAR 66 TIME 1:36.269 DELETED TRACK LIMITS AT T 5
- CAR 28 TIME 1:35.645 DELETED TRACK LIMITS AT T 5
- CAR 88 TIME 1:36.550 DELETED TRACK LIMITS AT T 11
- CAR 52 TIME 1:36.847 DELETED TRACK LIMITS AT T 5 AND 11
- CAR 34 TIME 1:36.587 DELETED TRACK LIMITS AT T 5
- CAR #52- 3 SECONDS TIME PENALTY TO BE ADDED TO RACE TIME - ABUSING TRACK LIMITS
- CAR 34 TIME 1:36.856 DELETED TRACK LIMITS AT T 11
- CAR 66 TIME 1:36.637 DELETED TRACK LIMITS AT T 11
- CAR 35 TIME 1:37.452 DELETED TRACK LIMITS AT T 5
- CAR 21 TIME 1:36.075 DELETED TRACK LIMITS AT T 5
- CAR 28 TIME 1:36.196 DELETED TRACK LIMITS AT T 5
- CAR 35 TIME 1:37.077 DELETED TRACK LIMITS AT T 5
- CAR 8 TIME 1:36.259 DELETED TRACK LIMITS AT T 4

Published at:.....

Track Temp: 38.3 °C Air Temp: 27.6 °C Humidity: 59 % Track Status: DRY

Stewards:

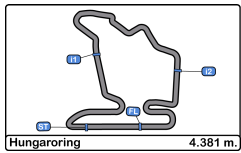
Race Director:

Timekeeper:

Luis Angel García Nuñez

JOB/I-0020-ESP





Hungaroring
Euroformula Open
Race - 2



Provisional Results by Category

Clas	Nº	Driver	Nat	Cat	Clas	Team	Nat	Vehicle	Laps	Total Time	Gap	Interval	Km/h	Best	Time	Km/h
1	18	Nazim Azman		MYS		CryptoTower Racing Team		Dallara F320 Spiess	18	28:52.083			163.9	10	1:35.275	165.5
2	74	Cem Bolukbasi		TUR		Van Amersfoort Racing		Dallara F320 HWA	18	28:57.947	5.864	5.864	163.3	15	1:35.613	164.9
3	27	Louis Foster		GBR		CryptoTower Racing Team		Dallara F320 Spiess	18	29:00.545	8.462	2.598	163.1	7	1:35.772	164.6
4	21*	Josh Mason		GBR		Double R Racing		Dallara F320 HWA	18	29:10.013	17.930	9.468	162.2	8	1:35.746	164.7
5	88	Filip Kaminiarz		POL		CryptoTower Racing Team		Dallara F320 Spiess	18	29:14.807	22.724	4.794	161.7	8	1:36.245	163.8
6	77	Vivien Keszthelyi		HUN		Team Motopark		Dallara F320 Spiess	18	29:16.748	24.665	1.941	161.5	16	1:36.010	164.2
7	28	Cameron Das		USA		Team Motopark		Dallara F320 Spiess	18	29:18.999	26.916	2.251	161.3	7	1:34.746	166.4
8	8	Rafael Villagomez		MEX		Van Amersfoort Racing		Dallara F320 HWA	15	30:17.137	3 Laps	3 Laps	130.1	5	1:35.160	165.7

Rookie																	
1	25	Casper Stevenson		GBR	R	1	Van Amersfoort Racing		Dallara F320 HWA	18	28:49.437			164.1	7	1:35.402	165.3
2	34	Joshua Durksen		NLD	R	2	Drivex School		Dallara F320 HWA	18	29:01.339	11.902	11.902	163.0	15	1:35.785	164.6
3	52*	Jak Crawford		USA	R	3	Team Motopark		Dallara F320 Spiess	18	29:06.142	16.705	4.803	162.5	3	1:35.653	164.8
4	66*	Zdenek Chovanec		CZE	R	4	Double R Racing		Dallara F320 HWA	18	29:20.918	31.481	14.776	161.2	8	1:36.244	163.8
5	35	Enzo Scionti		USA	R	5	Drivex School		Dallara F320 HWA	18	29:28.519	39.082	7.601	160.5	7	1:36.744	163.0

Fastest lap Cameron Das in 1:34.746 at 166.4 Km/h in lap 7

*** PENALTIES**

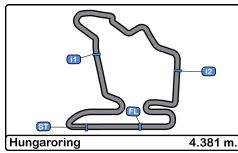
- CAR 25 TIME 1:35.735 DELETED TRACK LIMITS AT T 5
- CAR 74 TIME 1:36.109 DELETED TRACK LIMITS AT T 5
- CAR 52 TIME 1:36.342 DELETED TRACK LIMITS AT T 11
- CAR 66 TIME 1:37.130 DELETED TRACK LIMITS AT T 11
- CAR 18 TIME 1:35.566 DELETED TRACK LIMITS AT T 11
- CAR 52 TIME 1:35.976 DELETED TRACK LIMITS AT T 11
- CAR #66 - 5 SECONDS TIME PENALTY TO BE ADDED TO RACE TIME - JUMP START
- CAR #21 - 5 SECONDS TIME PENALTY TO BE ADDED TO RACE TIME - JUMP START
- CAR 52 TIME 1:35.532 DELETED TRACK LIMITS AT T 11
- CAR 52 TIME 1:35.984 DELETED TRACK LIMITS AT T 5 AND 11
- CAR 21 TIME 1:35.810 DELETED TRACK LIMITS AT T 5
- CAR 66 TIME 1:36.269 DELETED TRACK LIMITS AT T 5
- CAR 28 TIME 1:35.645 DELETED TRACK LIMITS AT T 5
- CAR 88 TIME 1:36.550 DELETED TRACK LIMITS AT T 11
- CAR 52 TIME 1:36.847 DELETED TRACK LIMITS AT T 5 AND 11
- CAR 34 TIME 1:36.587 DELETED TRACK LIMITS AT T 5
- CAR #52- 3 SECONDS TIME PENALTY TO BE ADDED TO RACE TIME - ABUSING TRACK LIMITS
- CAR 34 TIME 1:36.856 DELETED TRACK LIMITS AT T 11
- CAR 66 TIME 1:36.637 DELETED TRACK LIMITS AT T 11
- CAR 35 TIME 1:37.452 DELETED TRACK LIMITS AT T 5
- CAR 21 TIME 1:36.075 DELETED TRACK LIMITS AT T 5
- CAR 28 TIME 1:36.196 DELETED TRACK LIMITS AT T 5
- CAR 35 TIME 1:37.077 DELETED TRACK LIMITS AT T 5
- CAR 8 TIME 1:36.259 DELETED TRACK LIMITS AT T 4

Published at:.....

Track Temp: **38.3 °C** Air Temp: **27.6 °C** Humidity: **59 %** Track Status: **DRY**

Stewards:	Race Director:	Timekeeper: Luis Angel Garcia Nunez JOB/I-0020-ESP
------------------	-----------------------	---





Hungaroring
Euroformula Open
Race - 2



Provisional Classification by Driver Fastest Lap

Clas	Nº	Driver	Nat	Cat	Clas	Team	Nat	Vehicle	Laps	Best	Time	Gap	Interval	Km/h
1	28	Cameron Das		USA		Team Motopark		Dallara F320 Spiess	18	7	1:34.746			166.4
2	8	Rafael Villagomez		MEX		Van Amersfoort Racing		Dallara F320 HWA	15	5	1:35.160	0.414	0.414	165.7
3	18	Nazim Azman		MYS		CryptoTower Racing Team		Dallara F320 Spiess	18	10	1:35.275	0.529	0.115	165.5
4	25	Casper Stevenson		GBR	R 1	Van Amersfoort Racing		Dallara F320 HWA	18	7	1:35.402	0.656	0.127	165.3
5	74	Cem Bolukbasi		TUR		Van Amersfoort Racing		Dallara F320 HWA	18	15	1:35.613	0.867	0.211	164.9
6	52	Jak Crawford		USA	R 2	Team Motopark		Dallara F320 Spiess	18	3	1:35.653	0.907	0.040	164.8
7	21	Josh Mason		GBR		Double R Racing		Dallara F320 HWA	18	8	1:35.746	1.000	0.093	164.7
8	27	Louis Foster		GBR		CryptoTower Racing Team		Dallara F320 Spiess	18	7	1:35.772	1.026	0.026	164.6
9	34	Joshua Durksen		PRY	R 3	Drivex School		Dallara F320 HWA	18	15	1:35.785	1.039	0.013	164.6
10	77	Vivien Keszthelyi		HUN		Team Motopark		Dallara F320 Spiess	18	16	1:36.010	1.264	0.225	164.2
11	66	Zdenek Chovanec		CZE	R 4	Double R Racing		Dallara F320 HWA	18	8	1:36.244	1.498	0.234	163.8
12	88	Filip Kaminiarz		POL		CryptoTower Racing Team		Dallara F320 Spiess	18	8	1:36.245	1.499	0.001	163.8
13	35	Enzo Scionti		USA	R 5	Drivex School		Dallara F320 HWA	18	7	1:36.744	1.998	0.499	163.0





Hungaroring
Euroformula Open
Race - 2



Distance and Speed Average

Clas	Nº	Driver	Nat	Cat	Clas	Team	Nat	Vehicle	Laps	Distance	Total Time	Km/h
1	25	Casper Stevenson		R	1	Van Amersfoort Racing		Dallara F320 HWA	18	78.85	28:49.437	164.1
2	18	Nazim Azman				CryptoTower Racing Team		Dallara F320 Spiess	18	78.85	28:52.083	163.9
3	74	Cem Bolukbasi				Van Amersfoort Racing		Dallara F320 HWA	18	78.85	28:57.947	163.3
4	27	Louis Foster				CryptoTower Racing Team		Dallara F320 Spiess	18	78.85	29:00.545	163.1
5	34	Joshua Durksen		R	2	Drivex School		Dallara F320 HWA	18	78.85	29:01.339	163.0
6	52	Jak Crawford		R	3	Team Motopark		Dallara F320 Spiess	18	78.85	29:06.142	162.5
7	21	Josh Mason				Double R Racing		Dallara F320 HWA	18	78.85	29:10.013	162.2
8	88	Filip Kaminiaz				CryptoTower Racing Team		Dallara F320 Spiess	18	78.85	29:14.807	161.7
9	77	Vivien Keszthelyi				Team Motopark		Dallara F320 Spiess	18	78.85	29:16.748	161.5
10	28	Cameron Das				Team Motopark		Dallara F320 Spiess	18	78.85	29:18.999	161.3
11	66	Zdenek Chovanec		R	4	Double R Racing		Dallara F320 HWA	18	78.85	29:20.918	161.2
12	35	Enzo Scionti		R	5	Drivex School		Dallara F320 HWA	18	78.85	29:28.519	160.5
13	8	Rafael Villagomez				Van Amersfoort Racing		Dallara F320 HWA	15	65.71	30:17.137	130.1





Hungaroring
Euroformula Open
Race - 2
Lap Analysis



8 Rafael Villagomez Dallara F320 HWA **21** Josh Mason Dallara F320 HWA
 Van Amersfoort Racing Double R Racing

Lap	D	Time	Sector 1	Sector 2	Sector 3	T. Spd	Elapsed	Lap	D	Time	Sector 1	Sector 2	Sector 3	T. Spd	Elapsed
1		1:46.795	42.328	37.632	26.835	186.8	1:46.795	1		1:48.189	41.740	38.879	27.570	183.0	1:48.189
2		1:44.120 P	36.823	35.571	31.726	219.5	3:30.915	2		1:38.494	36.248	34.983	27.263	220.8	3:26.683
3		7:37.963	6:37.980	33.797	26.186		11:08.878	3		1:36.994	36.100	34.174	26.720	218.6	5:03.677
4		1:35.326	35.906	33.289	26.131	220.4	12:44.204	4		1:36.745	36.070	34.032	26.643	218.1	6:40.422
5		1:35.160	35.736	33.211	26.213	219.9	14:19.364	5		1:36.300	36.061	33.621	26.618	219.0	8:16.722
6		1:35.449	35.888	33.266	26.295	219.9	15:54.813	6		1:36.174	36.043	33.486	26.645	219.0	9:52.896
7		1:35.413	35.784	33.330	26.299	218.1	17:30.226	7		1:36.035	35.852	33.593	26.590	219.0	11:28.931
8		1:36.134	36.076	33.627	26.431	218.1	19:06.360	8		1:35.746	35.789	33.434	26.523	220.4	13:04.677
9		1:35.566	35.802	33.400	26.364	219.9	20:41.926	9		1:35.810	35.707	33.560	26.543	220.8	14:40.487
10		1:36.241	35.770	33.384	27.087	219.0	22:18.167	10		1:35.990	35.842	33.303	26.845	219.5	16:16.477
11		1:35.704	35.878	33.501	26.325	219.0	23:53.871	11		1:35.964	35.965	33.595	26.404	218.1	17:52.441
12		1:35.707	36.015	33.339	26.353	220.4	25:29.578	12		1:35.866	35.928	33.375	26.563	219.0	19:28.307
13		1:35.407	35.603	33.489	26.315	221.3	27:04.985	13		1:35.799	35.808	33.449	26.542	219.9	21:04.106
14		1:36.259	35.890	33.918	26.451	221.7	28:41.244	14		1:36.137	35.885	33.568	26.684	219.5	22:40.243
15		1:35.893	35.663	33.791	26.439	222.2	30:17.137	15		1:36.128	35.963	33.491	26.674	219.9	24:16.371
16		1:36.075	35.986	33.516	26.573	220.8	25:52.446	16		1:36.369	35.942	33.558	26.869	221.7	27:28.815
17		1:36.198	35.862	33.461	26.875	222.2	29:05.013	17		1:36.198	35.862	33.461	26.875	222.2	29:05.013

18 Nazim Azman Dallara F320 Spiess
 CryptoTower Racing Team

Lap	D	Time	Sector 1	Sector 2	Sector 3	T. Spd	Elapsed	Lap	D	Time	Sector 1	Sector 2	Sector 3	T. Spd	Elapsed
1		1:43.840	41.152	36.064	26.624	180.3	1:43.840	25		1:41.609	40.989	34.137	26.483	181.8	1:41.609
2		1:36.222	35.837	34.010	26.375	221.7	3:20.062								
3		1:36.030	35.716	33.871	26.443	221.3	4:56.092								
4		1:35.997	35.740	33.817	26.440	218.1	6:32.089								
5		1:35.566	35.655	33.544	26.367	221.3	8:07.655								
6		1:35.820	35.803	33.611	26.406	220.4	9:43.475								
7		1:35.596	35.640	33.548	26.408	221.3	11:19.071								
8		1:35.426	35.508	33.538	26.380	222.6	12:54.497								
9		1:35.486	35.572	33.530	26.384	220.8	14:29.983								
10		1:35.275	35.561	33.453	26.261	221.7	16:05.258								
11		1:35.977	35.654	33.802	26.521	219.5	17:41.235								
12		1:35.852	35.757	33.709	26.386	219.5	19:17.087								
13		1:35.991	35.734	33.835	26.422	221.7	20:53.078								
14		1:35.789	35.573	33.784	26.432	221.3	22:28.867								
15		1:36.109	35.614	33.960	26.535	220.8	24:04.976								
16		1:36.129	35.809	33.955	26.365	220.4	25:41.105								
17		1:35.401	35.411	33.627	26.363	223.1	27:16.506								
18		1:35.577	35.498	33.584	26.495	223.1	28:52.083								

25 Casper Stevenson Dallara F320 HWA
 Rookie Van Amersfoort Racing

Lap	D	Time	Sector 1	Sector 2	Sector 3	T. Spd	Elapsed
1		1:41.609	40.989	34.137	26.483	181.8	1:41.609
2		1:36.064	35.862	33.742	26.460	219.0	3:17.673
3		1:35.939	35.868	33.676	26.395	219.0	4:53.612
4		1:36.735	35.802	33.581	26.352	218.1	6:29.347
5		1:35.518	35.687	33.499	26.332	218.6	8:04.865
6		1:35.631	35.776	33.470	26.385	218.6	9:40.496
7		1:35.402	35.626	33.516	26.260	219.0	11:15.898
8		1:35.506	35.637	33.580	26.289	220.8	12:51.404
9		1:35.413	35.579	33.491	26.343	220.8	14:26.817
10		1:35.704	35.687	33.632	26.385	219.5	16:02.521
11		1:35.806	35.779	33.577	26.450	218.6	17:38.327
12		1:35.811	35.798	33.580	26.433	218.1	19:14.138
13		1:35.840	35.739	33.754	26.347	219.9	20:49.978
14		1:35.889	35.719	33.671	26.499	219.5	22:25.867
15		1:35.820	35.628	33.766	26.426	219.5	24:01.687
16		1:35.750	35.654	33.654	26.442	220.4	25:37.437
17		1:35.942	35.576	33.856	26.510	221.3	27:13.379
18		1:36.058	35.551	33.899	26.608	221.7	28:49.437





Hungaroring
Euroformula Open
Race - 2
Lap Analysis



27

Louis Foster

Dallara F320 Spiess **34**

Joshua Durksen

Dallara F320 HWA

CryptoTower Racing Team Rookie

Drivex School

Lap D	Time	Sector 1	Sector 2	Sector 3	T. Spd	Elapsed	Lap D	Time	Sector 1	Sector 2	Sector 3	T. Spd	Elapsed
1	1:45.010	41.932	36.451	26.627	188.8	1:45.010	1	1:45.673	41.258	37.460	26.955	183.0	1:45.673
2	1:36.237	35.766	33.918	26.553	222.6	3:21.247	2	1:36.405	35.943	34.000	26.462	222.2	3:22.078
3	1:36.692	35.734	33.869	27.089	224.5	4:57.939	3	1:36.282	35.861	33.685	26.736	222.2	4:58.360
4	1:35.862	35.797	33.547	26.518	220.8	6:33.801	4	1:36.077	35.902	33.579	26.596	221.7	6:34.437
5	1:35.933	35.635	33.667	26.631	222.2	8:09.734	5	1:36.122	35.741	33.709	26.672	223.1	8:10.559
6	1:36.377	35.783	33.739	26.855	223.6	9:46.111	6	1:36.104	35.892	33.601	26.608	221.7	9:46.660
7	1:35.772	35.686	33.455	26.631	220.8	11:21.883	7	1:36.015	35.833	33.599	26.583	224.0	11:22.675
8	1:35.773	35.661	33.580	26.532	224.5	12:57.656	8	1:35.817	35.680	33.535	26.602	224.0	12:58.492
9	1:36.008	35.633	33.803	26.572	224.0	14:33.664	9	1:35.955	35.634	33.699	26.622	223.1	14:34.447
10	1:36.099	35.721	33.772	26.606	223.1	16:09.763	10	1:36.419	35.738	33.825	26.856	223.6	16:10.866
11	1:36.075	35.736	33.656	26.683	221.3	17:45.838	11	1:36.587	36.302	33.602	26.683	221.7	17:47.453
12	1:36.307	35.786	33.815	26.706	220.4	19:22.145	12	1:35.992	35.781	33.588	26.623	221.7	19:23.445
13	1:36.477	35.794	33.926	26.757	222.2	20:58.622	13	1:36.856	35.705	33.732	27.419	222.2	21:00.301
14	1:36.342	35.825	33.844	26.673	221.3	22:34.964	14	1:36.585	36.069	33.816	26.700	220.8	22:36.886
15	1:36.317	35.813	33.769	26.735	220.8	24:11.281	15	1:35.785	35.698	33.621	26.466	220.4	24:12.671
16	1:36.425	35.738	33.896	26.791	221.3	25:47.706	16	1:36.091	35.718	33.839	26.534	223.6	25:48.762
17	1:36.211	35.610	33.840	26.761	222.2	27:23.917	17	1:36.028	35.646	33.857	26.525	223.1	27:24.790
18	1:36.628	35.719	34.028	26.881	223.1	29:00.545	18	1:36.549	35.744	34.029	26.776	225.4	29:01.339

28

Cameron Das

Dallara F320 Spiess **35**

Enzo Scionti

Dallara F320 HWA

Team Motopark Rookie

Drivex School

Lap D	Time	Sector 1	Sector 2	Sector 3	T. Spd	Elapsed	Lap D	Time	Sector 1	Sector 2	Sector 3	T. Spd	Elapsed
1	1:57.743	51.911	37.116	28.716		1:57.743	1	1:49.709	43.745	37.939	28.025	193.2	1:49.709
2	1:35.424	35.907	33.323	26.194	219.5	3:33.167	2	1:39.345	36.842	35.221	27.282	222.2	3:29.054
3	1:35.271	35.518	33.390	26.363	219.9	5:08.438	3	1:38.112	36.389	34.641	27.082	219.9	5:07.166
4	1:38.588	35.729	34.475	28.384	220.4	6:47.026	4	1:37.768	36.215	34.573	26.980	219.9	6:44.934
5	1:44.115	41.319	36.015	26.781	198.5	8:31.141	5	1:37.414	36.235	34.206	26.973	219.9	8:22.348
6	1:35.038	35.556	33.292	26.190	220.8	10:06.179	6	1:37.245	36.252	34.114	26.879	219.9	9:59.593
7	1:34.746	35.417	33.187	26.142	221.7	11:40.925	7	1:36.744	35.942	33.914	26.888	219.5	11:36.337
8	1:35.361	35.470	33.560	26.331	222.2	13:16.286	8	1:36.961	36.072	34.021	26.868	220.4	13:13.298
9	1:36.645	35.532	33.717	26.396	222.2	14:51.931	9	1:37.191	36.165	34.194	26.832	219.9	14:50.489
10	1:36.587	35.750	34.034	26.803	221.7	16:28.518	10	1:37.516	36.276	34.358	26.882	218.1	16:28.005
11	1:37.370	35.978	34.501	26.891	223.6	18:05.888	11	1:37.533	36.157	34.461	26.915	216.8	18:05.538
12	1:36.460	36.150	33.794	26.516	225.4	19:42.348	12	1:38.508	36.930	34.635	26.943	218.1	19:44.046
13	1:36.169	35.738	33.831	26.600	221.3	21:18.517	13	1:37.577	36.106	34.274	27.197	219.0	21:21.623
14	1:36.008	35.643	33.767	26.598	220.4	22:54.525	14	1:37.570	36.262	34.420	26.888	217.3	22:59.193
15	1:35.987	35.706	33.768	26.513	220.4	24:30.512	15	1:37.452	36.324	34.337	26.791	217.7	24:36.645
16	1:36.106	35.661	33.919	26.616	222.2	26:06.708	16	1:37.077	36.100	34.237	26.740	219.9	26:13.722
17	1:36.009	35.580	33.897	26.532	222.6	27:42.717	17	1:37.120	35.961	34.254	26.905	220.4	27:50.842
18	1:36.282	35.530	34.059	26.693	224.0	29:18.999	18	1:37.677	35.858	34.321	27.498	220.8	29:28.519





Hungaroring
Euroformula Open
Race - 2
Lap Analysis



52

Jak Crawford

Dallara F320 Spiess **74**

Cem Bolukbasi

Dallara F320 HWA

Rookie

Team Motopark

Van Amersfoort Racing

Lap	D	Time	Sector 1	Sector 2	Sector 3	T. Spd	Elapsed	Lap	D	Time	Sector 1	Sector 2	Sector 3	T. Spd	Elapsed
1		1:47.142	42.859	37.375	26.908	199.6	1:47.142	1		1:44.288	41.614	36.012	26.662	187.5	1:44.288
2		1:36.038	36.024	33.550	26.464	225.4	3:23.180	2		1:36.475	35.942	33.990	26.543	220.4	3:20.763
3		1:35.653	35.670	33.538	26.445	222.2	4:58.833	3		1:36.114	35.740	33.982	26.392	220.4	4:56.877
4		1:36.342	35.706	33.931	26.705	223.6	6:35.175	4		1:36.109	35.830	33.803	26.476	219.0	6:32.986
5		1:35.976	35.512	33.743	26.721	224.0	8:11.151	5		1:36.218	35.786	33.716	26.716	220.8	8:09.204
6		1:36.754	35.596	33.861	27.297	224.5	9:47.905	6		1:35.925	35.779	33.675	26.471	219.5	9:45.129
7		1:35.532	35.497	33.558	26.477	222.2	11:23.437	7		1:36.129	35.764	33.661	26.704	218.6	11:21.258
8		1:35.984	35.482	33.890	26.612	225.0	12:59.421	8		1:35.734	35.695	33.591	26.448	220.8	12:56.992
9		1:35.683	35.487	33.687	26.509	224.5	14:35.104	9		1:35.967	35.740	33.634	26.593	219.9	14:32.959
10		1:36.129	35.516	33.939	26.674	224.5	16:11.233	10		1:36.005	35.777	33.655	26.573	219.5	16:08.964
11		1:36.847	36.136	34.075	26.636	225.4	17:48.080	11		1:36.147	35.827	33.746	26.574	218.1	17:45.111
12		1:36.094	35.680	33.886	26.528	223.6	19:24.174	12		1:36.262	35.860	33.752	26.650	218.1	19:21.373
13		1:36.519	35.570	33.991	26.958	223.6	21:00.693	13		1:36.116	35.844	33.773	26.499	219.5	20:57.489
14		1:36.755	35.879	34.189	26.687	225.0	22:37.448	14		1:36.065	35.736	33.810	26.519	218.6	22:33.554
15		1:36.308	35.665	33.908	26.735	224.0	24:13.756	15		1:35.613	35.699	33.544	26.370	219.0	24:09.167
16		1:36.143	35.556	33.936	26.651	223.1	25:49.899	16		1:35.868	35.724	33.619	26.525	220.4	25:45.035
17		1:36.814	35.597	33.994	27.223	224.0	27:26.713	17		1:36.262	35.642	33.928	26.692	220.8	27:21.297
18		1:36.429	35.540	34.157	26.732	223.1	29:03.142	18		1:36.650	35.706	34.093	26.851	221.7	28:57.947

66

Zdenek Chovanec

Dallara F320 HWA **77**

Vivien Keszthelyi

Dallara F320 Spiess

Rookie

Double R Racing

Team Motopark

Lap	D	Time	Sector 1	Sector 2	Sector 3	T. Spd	Elapsed	Lap	D	Time	Sector 1	Sector 2	Sector 3	T. Spd	Elapsed
1		1:49.022	43.184	37.977	27.861	191.1	1:49.022	1		1:49.435	43.595	37.873	27.967	194.5	1:49.435
2		1:38.667	36.586	34.810	27.271	221.7	3:27.689	2		1:38.995	36.698	35.065	27.232	223.1	3:28.430
3		1:37.814	36.347	34.481	26.986	221.7	5:05.503	3		1:38.097	36.267	34.836	26.994	222.2	5:06.527
4		1:37.130	36.320	33.999	26.811	218.6	6:42.633	4		1:37.426	36.204	34.342	26.880	220.4	6:43.953
5		1:36.795	36.038	33.961	26.796	219.0	8:19.428	5		1:37.294	36.111	34.329	26.854	220.8	8:21.247
6		1:36.806	36.154	33.742	26.910	221.3	9:56.234	6		1:37.008	35.992	34.250	26.766	221.7	9:58.255
7		1:36.766	36.200	33.736	26.830	217.7	11:33.000	7		1:36.432	35.857	33.816	26.759	221.3	11:34.687
8		1:36.244	35.882	33.734	26.628	221.7	13:09.244	8		1:36.308	35.823	33.857	26.628	222.2	13:10.995
9		1:36.269	35.918	33.702	26.649	220.8	14:45.513	9		1:36.630	35.809	34.031	26.790	222.6	14:47.625
10		1:36.788	36.088	33.875	26.825	220.4	16:22.301	10		1:36.625	35.776	34.041	26.808	221.3	16:24.250
11		1:36.339	35.926	33.709	26.704	219.5	17:58.640	11		1:36.408	35.796	33.972	26.640	220.4	18:00.658
12		1:36.750	36.057	33.945	26.748	219.9	19:35.390	12		1:36.654	35.972	33.968	26.714	220.8	19:37.312
13		1:36.637	35.953	33.853	26.831	221.3	21:12.027	13		1:36.756	35.796	34.211	26.749	221.3	21:14.068
14		1:36.665	35.991	33.861	26.813	220.8	22:48.692	14		1:36.661	35.948	33.946	26.767	220.8	22:50.729
15		1:36.633	35.912	34.001	26.720	220.8	24:25.325	15		1:36.107	35.819	33.671	26.617	220.8	24:26.836
16		1:36.891	35.916	33.973	27.002	223.1	26:02.216	16		1:36.010	35.443	33.838	26.729	225.4	26:02.846
17		1:36.637	35.841	33.990	26.806	222.2	27:38.853	17		1:36.688	35.705	34.180	26.803	229.2	27:39.534
18		1:37.065	35.877	34.168	27.020	223.1	29:15.918	18		1:37.214	35.724	34.433	27.057	227.8	29:16.748





Hungaroring
Euroformula Open
Race - 2
Lap Analysis



88

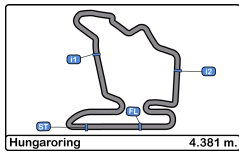
Filip Kaminiaz

Dallara F320 Spiess

CryptoTower Racing Team

Lap	D	Time	Sector 1	Sector 2	Sector 3	T. Spd	Elapsed
1		1:48.660	42.712	37.803	28.145	191.1	1:48.660
2		1:38.415	36.299	34.977	27.139	221.7	3:27.075
3		1:37.653	36.423	34.501	26.729	223.1	5:04.728
4		1:36.798	35.925	34.240	26.633	220.4	6:41.526
5		1:36.846	35.974	34.133	26.739	220.8	8:18.372
6		1:36.813	35.886	34.251	26.676	220.4	9:55.185
7		1:36.641	35.853	34.097	26.691	220.4	11:31.826
8		1:36.245	35.798	33.836	26.611	221.7	13:08.071
9		1:36.381	35.790	33.940	26.651	220.8	14:44.452
10		1:36.550	35.886	33.868	26.796	219.5	16:21.002
11		1:36.544	35.924	33.988	26.632	218.6	17:57.546
12		1:36.765	35.986	34.033	26.746	219.0	19:34.311
13		1:36.814	35.911	34.033	26.870	220.4	21:11.125
14		1:36.575	35.866	33.945	26.764	219.5	22:47.700
15		1:36.780	36.010	34.018	26.752	219.9	24:24.480
16		1:36.813	35.887	34.152	26.774	221.3	26:01.293
17		1:36.704	35.846	34.034	26.824	221.7	27:37.997
18		1:36.810	35.831	34.030	26.949	222.6	29:14.807





Hungaroring
Euroformula Open
Race - 2
Best Sectors Results



Sector - 1			Sector - 2			Sector - 3			Ideal Lap vs Best Lap						
Clas	Nº	Driver	Time	Nº	Driver	Time	Nº	Driver	Time	Clas	Nº	Driver	Ideal Lap	Best Lap	Clas
1	18	Nazim Azman	35.411	28	Cameron Das	33.187	8	Rafael Villagomez	26.131	1	28	Cameron Das	1:34.746	1:34.746	1
2	28	Cameron Das	35.417	8	Rafael Villagomez	33.211	28	Cameron Das	26.142	2	8	Rafael Villagomez	1:34.945	1:35.160	2
3	77	Vivien Keszthelyi	35.443	21	Josh Mason	33.303	25	Casper Stevenson	26.260	3	18	Nazim Azman	1:35.125	1:35.275	3
4	52	Jak Crawford	35.482	18	Nazim Azman	33.453	18	Nazim Azman	26.261	4	25	Casper Stevenson	1:35.281	1:35.402	4
5	25	Casper Stevenson	35.551	27	Louis Foster	33.455	74	Cem Bolukbasi	26.370	5	21	Josh Mason	1:35.414	1:35.746	7
6	8	Rafael Villagomez	35.603	25	Casper Stevenson	33.470	21	Josh Mason	26.404	6	52	Jak Crawford	1:35.465	1:35.653	6
7	27	Louis Foster	35.610	34	Joshua Durksen	33.535	52	Jak Crawford	26.445	7	74	Cem Bolukbasi	1:35.556	1:35.613	5
8	34	Joshua Durksen	35.634	52	Jak Crawford	33.538	34	Joshua Durksen	26.462	8	27	Louis Foster	1:35.583	1:35.772	8
9	74	Cem Bolukbasi	35.642	74	Cem Bolukbasi	33.544	27	Louis Foster	26.518	9	34	Joshua Durksen	1:35.631	1:35.785	9
10	21	Josh Mason	35.707	77	Vivien Keszthelyi	33.671	88	Filip Kaminiarz	26.611	10	77	Vivien Keszthelyi	1:35.731	1:36.010	10
11	88	Filip Kaminiarz	35.790	66	Zdenek Chovanec	33.702	77	Vivien Keszthelyi	26.617	11	66	Zdenek Chovanec	1:36.171	1:36.244	11
12	66	Zdenek Chovanec	35.841	88	Filip Kaminiarz	33.836	66	Zdenek Chovanec	26.628	12	88	Filip Kaminiarz	1:36.237	1:36.245	12
13	35	Enzo Scionti	35.858	35	Enzo Scionti	33.914	35	Enzo Scionti	26.740	13	35	Enzo Scionti	1:36.512	1:36.744	13





Hungaroring
Euroformula Open
Race - 2
Leader Sequence



N°	Driver	Nat	Cat	Clas	Team	Nat	Vehicle	Start Lap	End Lap	Laps	Total Laps
25	Casper Stevenson	GB	R		Van Amersfoort Racing	NL	Dallara F320 HWA	1	18	18	18





Hungaroring
Euroformula Open
Race - 2
Best 5 Lap Times



Cls	N°	Driver	Nat	Cat	Cls	Team	Nat	Vehicle	Best 1		Best 2		Best 3		Best 4		Best 5	
									Time	Lap	Time	Lap	Time	Lap	Time	Lap	Time	Lap
1	28	Cameron Das	USA			Team Motopark	DEU	Dallara F320 Spiess	1:34.746	7	1:35.038	6	1:35.271	3	1:35.361	8	1:35.424	2
2	8	Rafael Villagomez	MEX			Van Amersfoort Racing	MEX	Dallara F320 HWA	1:35.160	5	1:35.326	4	1:35.407	13	1:35.413	7	1:35.449	6
3	18	Nazim Azman	MYS			CryptoTower Racing Team	JPN	Dallara F320 Spiess	1:35.275	10	1:35.401	17	1:35.426	8	1:35.486	9	1:35.577	18
4	25	Casper Stevenson	GBR	R	1	Van Amersfoort Racing	MEX	Dallara F320 HWA	1:35.402	7	1:35.413	9	1:35.506	8	1:35.518	5	1:35.631	6
5	74	Cem Bolukbasi	TUR			Van Amersfoort Racing	MEX	Dallara F320 HWA	1:35.613	15	1:35.734	8	1:35.868	16	1:35.925	6	1:35.967	9
6	52	Jak Crawford	USA	R	2	Team Motopark	DEU	Dallara F320 Spiess	1:35.653	3	1:35.683	9	1:36.038	2	1:36.094	12	1:36.129	10
7	21	Josh Mason	GBR			Double R Racing	GBR	Dallara F320 HWA	1:35.746	8	1:35.799	13	1:35.866	12	1:35.964	11	1:35.990	10
8	27	Louis Foster	GBR			CryptoTower Racing Team	JPN	Dallara F320 Spiess	1:35.772	7	1:35.773	8	1:35.862	4	1:35.933	5	1:36.008	9
9	34	Joshua Durksen	PRT	R	3	Drivex School	ESP	Dallara F320 HWA	1:35.785	15	1:35.817	8	1:35.955	9	1:35.992	12	1:36.015	7
10	77	Vivien Keszthelyi	HUN			Team Motopark	DEU	Dallara F320 Spiess	1:36.010	16	1:36.107	15	1:36.308	8	1:36.408	11	1:36.432	7
11	66	Zdenek Chovanec	PRT	R	4	Double R Racing	GBR	Dallara F320 HWA	1:36.244	8	1:36.339	11	1:36.633	15	1:36.637	17	1:36.665	14
12	88	Filip Kaminiarz	POL			CryptoTower Racing Team	JPN	Dallara F320 Spiess	1:36.245	8	1:36.381	9	1:36.544	11	1:36.575	14	1:36.641	7
13	35	Enzo Scionti	USA	R	5	Drivex School	ESP	Dallara F320 HWA	1:36.744	7	1:36.961	8	1:37.120	17	1:37.191	9	1:37.245	6





Hungaroring
Euroformula Open
Race - 2
Best 5 Top Speeds



Clas	Nº	Driver	Nat	Cat	Cls	Team	Nat	Vehicle	Top 1		Top 2		Top 3		Top 4		Top 5		Avg
									Km/h	Lap	Km/h	Lap	Km/h	Lap	Km/h	Lap	Km/h	Lap	
1	77	Vivien Keszthelyi				Team Motopark		Dallara F320 Spiess	229.2	17	227.8	18	225.4	16	223.1	2	222.6	9	225.6
2	28	Cameron Das				Team Motopark		Dallara F320 Spiess	225.4	12	224.0	18	223.6	11	222.6	17	222.2	8	223.6
3	34	Joshua Durksen		R	1	Drivex School		Dallara F320 HWA	225.4	18	224.0	7	224.0	8	223.6	10	223.6	16	224.1
4	52	Jak Crawford		R	2	Team Motopark		Dallara F320 Spiess	225.4	2	225.4	11	225.0	8	225.0	14	224.5	6	225.0
5	27	Louis Foster				CryptoTower Racing Team		Dallara F320 Spiess	224.5	3	224.5	8	224.0	9	223.6	6	223.1	10	223.9
6	18	Nazim Azman				CryptoTower Racing Team		Dallara F320 Spiess	223.1	17	223.1	18	222.6	8	221.7	2	221.7	10	222.4
7	66	Zdenek Chovanec		R	3	Double R Racing		Dallara F320 HWA	223.1	16	223.1	18	222.2	17	221.7	2	221.7	3	222.4
8	88	Filip Kaminiaz				CryptoTower Racing Team		Dallara F320 Spiess	223.1	3	222.6	18	221.7	2	221.7	8	221.7	17	222.2
9	8	Rafael Villagomez				Van Amersfoort Racing		Dallara F320 HWA	222.2	15	221.7	14	221.3	13	220.4	4	220.4	12	221.2
10	21	Josh Mason				Double R Racing		Dallara F320 HWA	222.2	18	221.7	17	220.8	2	220.8	9	220.8	16	221.3
11	35	Enzo Scionti		R	4	Drivex School		Dallara F320 HWA	222.2	2	220.8	18	220.4	8	220.4	17	219.9	3	220.7
12	25	Casper Stevenson		R	5	Van Amersfoort Racing		Dallara F320 HWA	221.7	18	221.3	17	220.8	8	220.8	9	220.4	16	221.0
13	74	Cem Bolukbasi				Van Amersfoort Racing		Dallara F320 HWA	221.7	18	220.8	5	220.8	8	220.8	17	220.4	2	220.9





Hungaroring
Euroformula Open
Race - 2
Fastest Laps Sequence



Lap	Time of Day	Session Time	N°	Driver	Nat	Cat	Team	Nat	Vehicle	Time	Km/h
2	10:26:09.676	3:17.676	25	Casper Stevenson		R	Van Amersfoort Racing		Dallara F320 HWA	1:36.064	164.1
2	10:26:15.183	3:23.183	52	Jak Crawford		R	Team Motopark		Dallara F320 Spiess	1:36.038	164.2
2	10:26:25.170	3:33.170	28	Cameron Das			Team Motopark		Dallara F320 Spiess	1:35.424	165.2
3	10:28:00.441	5:08.441	28	Cameron Das			Team Motopark		Dallara F320 Spiess	1:35.271	165.5
6	10:32:58.182	10:06.182	28	Cameron Das			Team Motopark		Dallara F320 Spiess	1:35.038	165.9
7	10:34:32.928	11:40.928	28	Cameron Das			Team Motopark		Dallara F320 Spiess	1:34.746	166.4





Hungaroring
Euroformula Open
Race - 2
Event Best Maximum Speed



Nº	Driver	Nat	Cat	Clas	Team	Nat	Vehicle	Km/h	Session
77	Vivien Keszthelyi		HUN		Team Motopark		DEU Dallara F320 Spiess	229.2	Race - 2
52	Jak Crawford		USA	R 1	Team Motopark		DEU Dallara F320 Spiess	225.4	Race - 2
28	Cameron Das		USA		Team Motopark		DEU Dallara F320 Spiess	225.4	Race - 2
34	Joshua Durksen		ESP	R 2	Drivex School		ESP Dallara F320 HWA	225.4	Race - 2
27	Louis Foster		GBR		CryptoTower Racing Team		JPN Dallara F320 Spiess	224.5	Race - 2
88	Filip Kaminiarz		POL		CryptoTower Racing Team		JPN Dallara F320 Spiess	223.1	Race - 2
66	Zdenek Chovanec		PRT	R 3	Double R Racing		GBR Dallara F320 HWA	223.1	Race - 2
18	Nazim Azman		MYS		CryptoTower Racing Team		JPN Dallara F320 Spiess	223.1	Race - 2
8	Rafael Villagomez		MEX		Van Amersfoort Racing		NLD Dallara F320 HWA	222.6	Free Practice - 1
21	Josh Mason		GBR		Double R Racing		GBR Dallara F320 HWA	222.6	Free Practice - 1
35	Enzo Scionti		USA	R 4	Drivex School		ESP Dallara F320 HWA	222.2	Race - 2
25	Casper Stevenson		GBR	R 5	Van Amersfoort Racing		NLD Dallara F320 HWA	221.7	Race - 2
74	Cem Bolukbasi		TUR		Van Amersfoort Racing		NLD Dallara F320 HWA	221.7	Race - 2





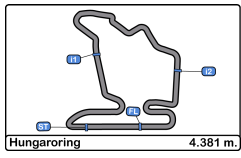
Hungaroring
Euroformula Open
Race - 2
Lap Chart



LAP

Nr	Pos	Grid	1	2	3	4	5	6	7	8	9	10	11	12	13	14	15	16	17	18
18	1	18	25	25	25	25	25	25	25	25	25	25	25	25	25	25	25	25	25	25
25	2	25	18	18	18	18	18	18	18	18	18	18	18	18	18	18	18	18	18	18
21	3	21	74	74	74	74	74	74	74	74	74	74	74	74	74	74	74	74	74	74
34	4	34	27	27	27	27	27	27	27	27	27	27	27	27	27	27	27	27	27	27
8	5	8	34	34	34	34	34	34	34	34	34	34	34	34	34	34	34	34	34	34
74	6	74	8	52	52	52	52	52	52	52	52	52	52	52	52	52	52	52	52	52
27	7	27	52	21	21	21	21	21	21	21	21	21	21	21	21	21	21	21	21	21
88	8	88	21	88	88	88	88	88	88	88	88	88	88	88	88	88	88	88	88	88
66	9	66	88	66	66	66	66	66	66	66	66	66	66	66	66	66	66	66	66	66
35	10	35	66	77	77	77	77	77	77	77	77	77	77	77	77	77	77	77	77	77
77	11	77	77	35	35	35	35	35	35	35	35	35	35	28	28	28	28	28	28	28
52	12	52	35	8	28	28	28	28	28	28	28	28	28	35	35	35	35	35	35	35
28	13	28	28	28	8	8	8	8	8	8	8	8	8	8	8	8	8	8	8	8

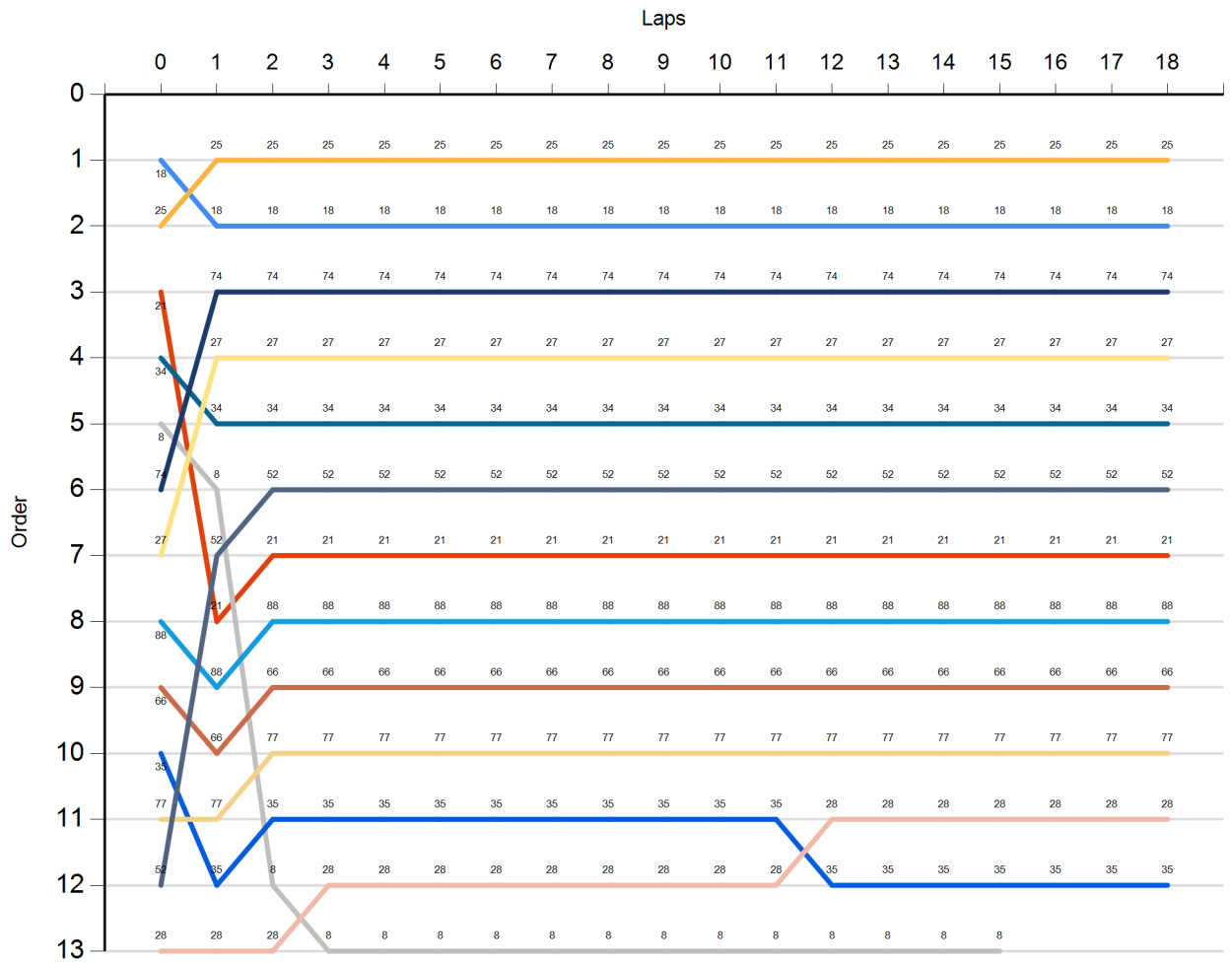




Hungaroring
Euroformula Open
Race - 2
Graphic Lap Chart



- 18
- 25
- 21
- 34
- 8
- 74
- 27
- 88
- 66
- 35
- 77
- 52
- 28





Hungaroring
Euroformula Open
Race - 2
Pit Stop Analysis



Nr.	In Day Time	Driver	Nat	Cat	Team	Nat	Vehicle	In Time	Stop N°	Pit Time	Handicap	Penalty
8	10:26:20.412	Rafael Villagomez	 MEX		Van Amersfoort Racing	 NLD	Dallara F320 HWA	3:28.409	1	6:06.453		

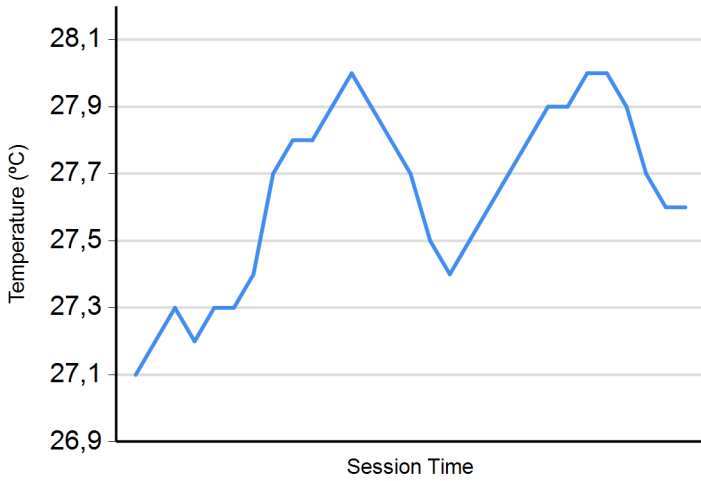




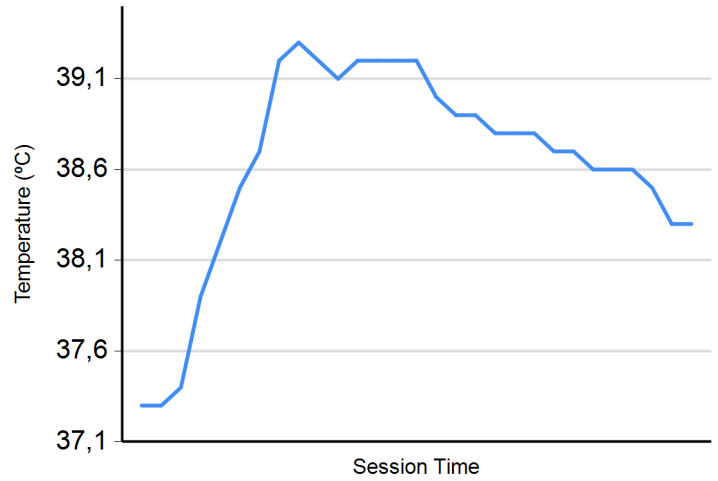
Hungaroring
Euroformula Open
Race - 2
Weather Report



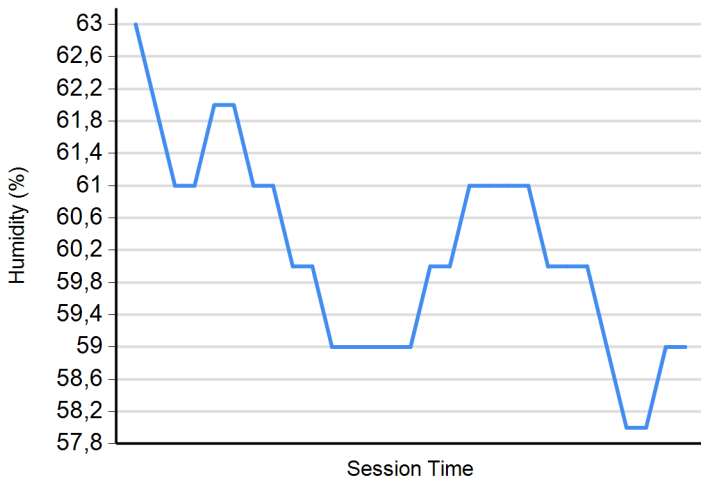
Air Temperature



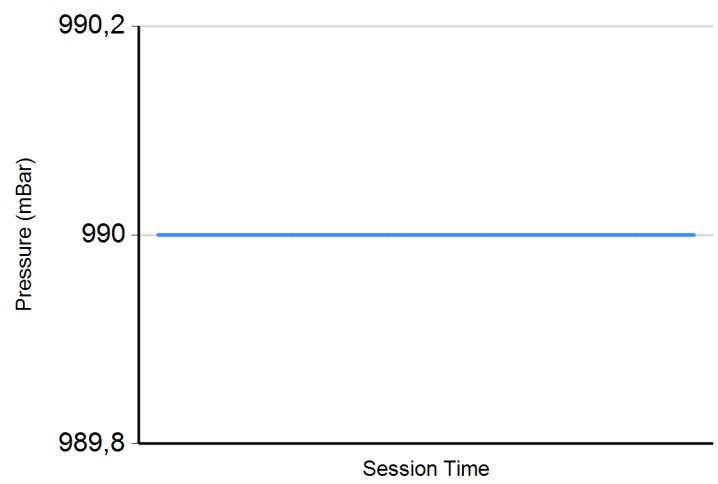
Track Temperature



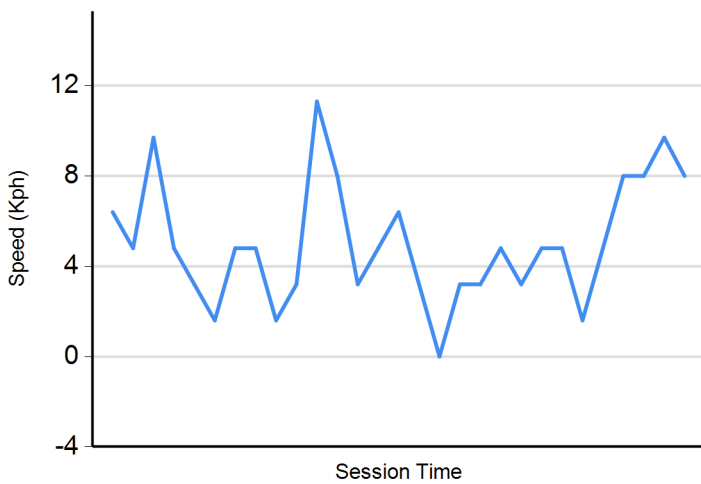
Humidity



Pressure



Wind Speed



Wind direction

North = 0°/360° Est = 90° South = 180° West = 270°

