

**Hungaroring**  
**Euroformula Open**  
**Race - 3**  
**Provisional Results**



Clas	Nº	Driver	Nat	Cat	Clas	Team	Nat	Vehicle	Laps	Total Time	Gap	Interval	Km/h	Best	Time	Km/h
1	28	Cameron Das	USA			Team Motopark	DEU	Dallara F320 Spiess	16	36:31.077			115.1	15	1:54.357	137.9
2	8	Rafael Villagomez	MEX			Van Amersfoort Racing	NLD	Dallara F320 HWA	16	36:37.904	6.827	6.827	114.8	14	1:55.020	137.1
3	18	Nazim Azman	MYS			CryptoTower Racing Team	JPN	Dallara F320 Spiess	16	36:38.549	7.472	0.645	114.7	15	1:54.966	137.1
4	52	Jak Crawford	USA	R	1	Team Motopark	DEU	Dallara F320 Spiess	16	36:38.831	7.754	0.282	114.7	15	1:54.530	137.7
5	25	Casper Stevenson	GBR	R	2	Van Amersfoort Racing	NLD	Dallara F320 HWA	16	36:42.802	11.725	3.971	114.5	16	1:55.109	137.0
6	27	Louis Foster	GBR			CryptoTower Racing Team	JPN	Dallara F320 Spiess	16	36:43.373	12.296	0.571	114.5	16	1:54.117	138.2
7	74	Cem Bolukbasi	TUR			Van Amersfoort Racing	NLD	Dallara F320 HWA	16	36:47.483	16.406	4.110	114.3	15	1:55.095	137.0
8	34	Joshua Durksen	PRY	R	3	Drivex School	ESP	Dallara F320 HWA	16	36:51.050	19.973	3.567	114.1	15	1:55.327	136.7
9	66	Zdenek Chovanec	PRT	R	4	Double R Racing	GBR	Dallara F320 HWA	16	36:53.368	22.291	2.318	114.0	15	1:55.945	136.0
10	88	Filip Kaminiarz	POL			CryptoTower Racing Team	JPN	Dallara F320 Spiess	16	36:57.295	26.218	3.927	113.8	16	1:56.012	135.9
11	35	Enzo Scionti	USA	R	5	Drivex School	ESP	Dallara F320 HWA	16	37:15.951	44.874	18.656	112.8	13	1:57.419	134.3

**Not classified: (Requirements: 75% of number laps of leader = 12 Laps)**

77	Vivien Keszthelyi	HUN				Team Motopark	DEU	Dallara F320 Spiess	5	13:24.955	11 Laps	11 Laps	97.9	5	2:09.879	121.4
21	Josh Mason	GBR				Double R Racing	GBR	Dallara F320 HWA	4	11:13.199	12 Laps	1 Lap	93.7	3	2:37.370	100.2

Fastest lap Louis Foster in 1:54.117 at 138.2 Km/h in lap 16

Published at:.....

Track Temp: **25.6 °C** Air Temp: **21.9 °C** Humidity: **80 %** Track Status: **WET**

Stewards:

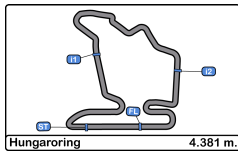
Race Director:

Timekeeper:

Luis Angel García Nuñez

JOB/I-0020-ESP





**Hungaroring**  
**Euroformula Open**  
**Race - 3**



**Provisional Results by Category**

Clas	Nº	Driver	Nat	Cat	Clas	Team	Nat	Vehicle	Laps	Total Time	Gap	Interval	Km/h	Best	Time	Km/h
1	28	Cameron Das	USA			Team Motopark	DEU	Dallara F320 Spiess	16	36:31.077			115.1	15	1:54.357	137.9
2	8	Rafael Villagomez	MEX			Van Amersfoort Racing	NLD	Dallara F320 HWA	16	36:37.904	6.827	6.827	114.8	14	1:55.020	137.1
3	18	Nazim Azman	MYS			CryptoTower Racing Team	JPN	Dallara F320 Spiess	16	36:38.549	7.472	0.645	114.7	15	1:54.966	137.1
4	27	Louis Foster	GBR			CryptoTower Racing Team	JPN	Dallara F320 Spiess	16	36:43.373	12.296	4.824	114.5	16	1:54.117	138.2
5	74	Cem Bolukbasi	TUR			Van Amersfoort Racing	NLD	Dallara F320 HWA	16	36:47.483	16.406	4.110	114.3	15	1:55.095	137.0
6	88	Filip Kaminiarz	POL			CryptoTower Racing Team	JPN	Dallara F320 Spiess	16	36:57.295	26.218	9.812	113.8	16	1:56.012	135.9

**Not classified: (Requirements: 75% of number laps of leader = 12 Laps)**

77	Vivien Keszthelyi	HUN				Team Motopark	DEU	Dallara F320 Spiess	5	13:24.955	11 Laps	11 Laps	97.9	5	2:09.879	121.4
21	Josh Mason	GBR				Double R Racing	GBR	Dallara F320 HWA	4	11:13.199	12 Laps	1 Lap	93.7	3	2:37.370	100.2

**Rookie**

1	52	Jak Crawford	USA	R	1	Team Motopark	DEU	Dallara F320 Spiess	16	36:38.831			114.7	15	1:54.530	137.7
2	25	Casper Stevenson	GBR	R	2	Van Amersfoort Racing	NLD	Dallara F320 HWA	16	36:42.802	3.971	3.971	114.5	16	1:55.109	137.0
3	34	Joshua Durksen	PRT	R	3	Drivex School	ESP	Dallara F320 HWA	16	36:51.050	12.219	8.248	114.1	15	1:55.327	136.7
4	66	Zdenek Chovanec	PRT	R	4	Double R Racing	GBR	Dallara F320 HWA	16	36:53.368	14.537	2.318	114.0	15	1:55.945	136.0
5	35	Enzo Scionti	USA	R	5	Drivex School	ESP	Dallara F320 HWA	16	37:15.951	37.120	22.583	112.8	13	1:57.419	134.3

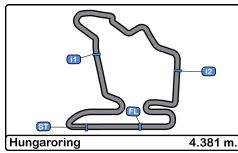
Fastest lap Louis Foster in 1:54.117 at 138.2 Km/h in lap 16

Published at:.....

Track Temp: **25.6 °C** Air Temp: **21.9 °C** Humidity: **80 %** Track Status: **WET**

<b>Stewards:</b>	<b>Race Director:</b>	<b>Timekeeper:</b>  Luis Angel Garcia Nufez JOB/I-0020-ESP
------------------	-----------------------	---





**Hungaroring**  
**Euroformula Open**  
**Race - 3**



**Provisional Classification by Driver Fastest Lap**

Clas	Nº	Driver	Nat	Cat	Clas	Team	Nat	Vehicle	Laps	Best	Time	Gap	Interval	Km/h	
1	27	Louis Foster		GBR		CryptoTower Racing Team		Dallara F320 Spiess	16	16	1:54.117			138.2	
2	28	Cameron Das		USA		Team Motopark		Dallara F320 Spiess	16	15	1:54.357	0.240	0.240	137.9	
3	52	Jak Crawford		USA	R	1	Team Motopark		Dallara F320 Spiess	16	15	1:54.530	0.413	0.173	137.7
4	18	Nazim Azman		MYS		CryptoTower Racing Team		Dallara F320 Spiess	16	15	1:54.966	0.849	0.436	137.1	
5	8	Rafael Villagomez		MEX		Van Amersfoort Racing		Dallara F320 HWA	16	14	1:55.020	0.903	0.054	137.1	
6	74	Cem Bolukbasi		TUR		Van Amersfoort Racing		Dallara F320 HWA	16	15	1:55.095	0.978	0.075	137.0	
7	25	Casper Stevenson		GBR	R	2	Van Amersfoort Racing		Dallara F320 HWA	16	16	1:55.109	0.992	0.014	137.0
8	34	Joshua Durksen		ESP	R	3	Drivex School		Dallara F320 HWA	16	15	1:55.327	1.210	0.218	136.7
9	66	Zdenek Chovanec		CZE	R	4	Double R Racing		Dallara F320 HWA	16	15	1:55.945	1.828	0.618	136.0
10	88	Filip Kaminiarz		POL		CryptoTower Racing Team		Dallara F320 Spiess	16	16	1:56.012	1.895	0.067	135.9	
11	35	Enzo Scionti		USA	R	5	Drivex School		Dallara F320 HWA	16	13	1:57.419	3.302	1.407	134.3
12	77	Vivien Keszthelyi		HUN		Team Motopark		Dallara F320 Spiess	5	5	2:09.879	15.762	12.460	121.4	
13	21	Josh Mason		GBR		Double R Racing		Dallara F320 HWA	4	3	2:37.370	43.253	27.491	100.2	





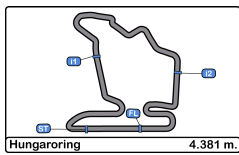
# Hungaroring Euroformula Open Race - 3



## Distance and Speed Average

Clas	Nº	Driver	Nat	Cat	Clas	Team	Nat	Vehicle	Laps	Distance	Total Time	Km/h
1	28	Cameron Das		USA		Team Motopark		Dallara F320 Spiess	16	70.09	36:31.077	115.1
2	8	Rafael Villagomez		MEX		Van Amersfoort Racing		Dallara F320 HWA	16	70.09	36:37.904	114.8
3	18	Nazim Azman		MYS		CryptoTower Racing Team		Dallara F320 Spiess	16	70.09	36:38.549	114.7
4	52	Jak Crawford		USA	R 1	Team Motopark		Dallara F320 Spiess	16	70.09	36:38.831	114.7
5	25	Casper Stevenson		GBR	R 2	Van Amersfoort Racing		Dallara F320 HWA	16	70.09	36:42.802	114.5
6	27	Louis Foster		GBR		CryptoTower Racing Team		Dallara F320 Spiess	16	70.09	36:43.373	114.5
7	74	Cem Bolukbasi		TUR		Van Amersfoort Racing		Dallara F320 HWA	16	70.09	36:47.483	114.3
8	34	Joshua Durksen		PRY	R 3	Drivex School		Dallara F320 HWA	16	70.09	36:51.050	114.1
9	66	Zdenek Chovanec		CZE	R 4	Double R Racing		Dallara F320 HWA	16	70.09	36:53.368	114.0
10	88	Filip Kaminiarz		POL		CryptoTower Racing Team		Dallara F320 Spiess	16	70.09	36:57.295	113.8
11	35	Enzo Scionti		USA	R 5	Drivex School		Dallara F320 HWA	16	70.09	37:15.951	112.8
12	77	Vivien Keszthelyi		HUN		Team Motopark		Dallara F320 Spiess	5	21.90	13:24.955	97.9
13	21	Josh Mason		GBR		Double R Racing		Dallara F320 HWA	4	17.52	11:13.199	93.7





**Hungaroring**  
**Euroformula Open**  
**Race - 3**  
**Lap Analysis**



**8** Rafael Villagomez Dallara F320 HWA **25** Casper Stevenson Dallara F320 HWA  
 Van Amersfoort Racing Rookie Van Amersfoort Racing

Lap	D	Time	Sector 1	Sector 2	Sector 3	T. Spd	Elapsed	Lap	D	Time	Sector 1	Sector 2	Sector 3	T. Spd	Elapsed
1		2:59.453	1:06.536	1:04.663	48.254	121.7	2:59.453	1		3:01.394	1:08.409	1:04.880	48.105	112.6	3:01.394
2		2:45.954	59.173	1:02.144	44.637	153.6	5:45.407	2		2:45.783	59.860	1:01.414	44.509	136.8	5:47.177
3		2:37.505	54.891	59.114	43.500	169.5	8:22.912	3		2:37.874	55.914	58.405	43.555	163.3	8:25.051
4		2:46.587	55.552	1:03.154	47.881	164.1	11:09.499	4		2:46.114	56.080	1:02.644	47.390	147.9	11:11.165
5		2:02.292	43.065	45.404	33.823	198.8	13:11.791	5		2:03.288	44.242	45.143	33.903	195.6	13:14.453
6		2:07.513	43.869	48.330	35.314	203.0	15:19.304	6		2:09.416	45.576	49.193	34.647	200.0	15:23.869
7		3:01.769	58.347	1:13.675	49.747	190.4	18:21.073	7		2:59.116	55.939	1:13.216	49.961	158.5	18:22.985
8		2:48.176	57.405	1:03.976	46.795	146.5	21:09.249	8		2:47.458	56.896	1:04.147	46.415	163.6	21:10.443
9		1:58.358	41.889	43.506	32.963	206.8	23:07.607	9		1:59.941	43.127	44.213	32.601	203.3	23:10.384
10		1:56.788	41.243	43.107	32.438	207.2	25:04.395	10		1:57.468	41.626	43.337	32.505	205.3	25:07.852
11		1:55.944	40.681	42.918	32.345	206.8	27:00.339	11		1:56.930	41.653	42.836	32.441	207.2	27:04.782
12		1:55.879	40.455	43.020	32.404	207.2	28:56.218	12		1:56.383	41.233	42.693	32.457	207.2	29:01.165
13		1:55.422	40.363	42.833	32.226	208.4	30:51.640	13		1:55.426	40.932	42.343	32.151	208.0	30:56.591
14		1:55.020	40.200	42.787	32.033	208.4	32:46.660	14		1:55.150	40.647	42.318	32.185	207.6	32:51.741
15		1:55.238	40.078	42.990	32.170	208.8	34:41.898	15		1:55.952	41.849	41.994	32.109	209.3	34:47.693
16		1:56.006	40.255	43.231	32.520	208.8	36:37.904	16		1:55.109	40.657	42.127	32.325	209.3	36:42.802

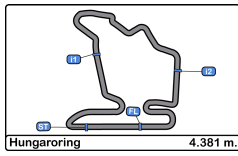
**18** Nazim Azman Dallara F320 Spiess **27** Louis Foster Dallara F320 Spiess  
 CryptoTower Racing Team CryptoTower Racing Team

Lap	D	Time	Sector 1	Sector 2	Sector 3	T. Spd	Elapsed	Lap	D	Time	Sector 1	Sector 2	Sector 3	T. Spd	Elapsed
1		3:00.608	1:07.371	1:05.110	48.127	105.6	3:00.608	1		3:05.046	1:13.214	1:04.094	47.738	118.8	3:05.046
2		2:45.782	59.382	1:01.750	44.650	146.5	5:46.390	2		2:45.985	59.777	1:00.722	45.486	167.9	5:51.031
3		2:37.786	55.304	59.074	43.408	164.8	8:24.176	3		2:36.343	55.591	57.888	42.864	159.7	8:27.374
4		2:45.942	55.804	1:02.673	47.465	153.6	11:10.118	4		2:45.936	56.640	1:03.881	45.415	147.7	11:13.310
5		2:02.980	43.360	45.502	34.118	200.7	13:13.098	5		2:03.900	44.211	45.801	33.888	197.8	13:17.210
6		2:09.350	45.837	48.895	34.618	203.0	15:22.448	6		2:15.190	47.188	48.521	39.481	198.1	15:32.400
7		2:59.429	55.720	1:13.830	49.879	183.0	18:21.877	7		2:54.706	56.702	1:07.663	50.341	79.0	18:27.106
8		2:48.072	57.120	1:03.926	47.026	144.0	21:09.949	8		2:45.228	59.056	1:01.392	44.780	135.0	21:12.334
9		1:58.653	42.084	43.790	32.779	204.9	23:08.602	9		2:00.427	42.753	44.587	33.087	203.3	23:12.761
10		1:56.606	41.086	43.105	32.415	207.2	25:05.208	10		1:57.418	41.985	43.087	32.346	207.6	25:10.179
11		1:56.928	41.812	42.908	32.208	210.1	27:02.136	11		1:56.719	41.146	42.604	32.969	206.1	27:06.898
12		1:55.626	40.466	42.976	32.184	210.1	28:57.762	12		1:57.128	42.226	42.334	32.568	208.0	29:04.026
13		1:55.217	40.436	42.717	32.064	210.1	30:52.979	13		1:56.503	41.130	42.676	32.697	208.0	31:00.529
14		1:55.235	40.416	42.652	32.167	211.3	32:48.214	14		1:54.455	40.529	41.931	31.995	208.0	32:54.984
15		1:54.966	40.345	42.463	32.158	210.9	34:43.180	15		1:54.272	40.263	41.991	32.018	211.3	34:49.256
16		1:55.369	40.317	42.704	32.348	210.5	36:38.549	16		1:54.117	40.186	41.897	32.034	211.7	36:43.373

**21** Josh Mason Dallara F320 HWA  
 Double R Racing

Lap	D	Time	Sector 1	Sector 2	Sector 3	T. Spd	Elapsed
1		3:03.816	1:12.280	1:03.796	47.740	130.9	3:03.816
2		2:45.810	59.922	1:01.305	44.583	154.7	5:49.626
3		2:37.370	56.043	58.128	43.199	127.3	8:26.996
4		2:46.203	56.259	1:02.276	47.668	146.3	11:13.199
5		45.381				200.0	





**Hungaroring**  
**Euroformula Open**  
**Race - 3**  
**Lap Analysis**



**28**

Cameron Das

Dallara F320 Spiess **35**

Enzo Scionti

Dallara F320 HWA

Team Motopark Rookie

Drivex School

Lap	D	Time	Sector 1	Sector 2	Sector 3	T. Spd	Elapsed	Lap	D	Time	Sector 1	Sector 2	Sector 3	T. Spd	Elapsed
1		2:58.417	1:05.878	1:04.986	47.553	120.8	2:58.417	1		3:09.214	1:17.924	1:03.392	47.898	131.7	3:09.214
2		2:46.375	59.416	1:02.389	44.570	145.1	5:44.792	2		2:46.571	59.823	1:00.376	46.372	138.1	5:55.785
3		2:37.778	55.000	59.319	43.459	165.3	8:22.570	3		2:36.334	55.572	58.050	42.712	153.6	8:32.119
4		2:46.497	55.441	1:03.147	47.909	164.8	11:09.067	4		2:44.659	56.983	1:02.109	45.567	146.3	11:16.778
5		2:00.688	42.255	44.694	33.739	201.1	13:09.755	5		2:08.348	45.155	48.337	34.856	200.7	13:25.126
6		2:07.627	43.183	49.725	34.719	203.7	15:17.382	6		2:13.522	46.511	52.200	34.811	152.9	15:38.648
7		3:02.870	59.633	1:13.612	49.625	198.8	18:20.252	7		2:49.772	53.912	1:05.399	50.461	123.2	18:28.420
8		2:48.628	57.422	1:04.378	46.828	154.9	21:08.880	8		2:45.334	58.796	1:01.632	44.906	150.2	21:13.754
9		1:56.808	41.532	42.962	32.314	204.1	23:05.688	9		2:02.321	43.903	44.836	33.582	199.2	23:16.075
10		1:56.234	40.892	42.957	32.385	206.8	25:01.922	10		1:59.104	41.855	44.241	33.008	206.8	25:15.179
11		1:55.386	40.804	42.319	32.263	206.1	26:57.308	11		1:58.290	41.656	43.903	32.731	208.0	27:13.469
12		1:55.234	40.655	42.420	32.159	206.8	28:52.542	12		1:59.956	41.706	45.358	32.892	208.8	29:13.425
13		1:55.047	40.572	42.426	32.049	205.3	30:47.589	13		1:57.419	41.119	43.806	32.494	208.4	31:10.844
14		1:54.602	40.460	42.049	32.093	206.5	32:42.191	14		1:57.436	40.878	43.502	33.056	208.0	33:08.280
15		1:54.357	40.218	42.050	32.089	206.5	34:36.548	15		1:58.435	41.088	43.458	33.889	207.6	35:06.715
16		1:54.529	40.305	41.932	32.292	208.4	36:31.077	16		2:09.236	40.617	55.243	33.376	208.8	37:15.951

**34**

Joshua Durksen

Dallara F320 HWA **52**

Jak Crawford

Dallara F320 Spiess

Rookie

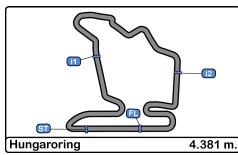
Drivex School

Rookie

Team Motopark

Lap	D	Time	Sector 1	Sector 2	Sector 3	T. Spd	Elapsed	Lap	D	Time	Sector 1	Sector 2	Sector 3	T. Spd	Elapsed
1		3:06.482	1:14.066	1:04.054	48.362	125.2	3:06.482	1		3:02.961	1:11.219	1:04.029	47.713	118.0	3:02.961
2		2:45.035	59.395	1:00.955	44.685	151.8	5:51.517	2		2:45.780	1:00.017	1:01.289	44.474	169.0	5:48.741
3		2:36.972	56.329	57.654	42.989	143.2	8:28.489	3		2:37.762	56.139	57.966	43.657	137.7	8:26.503
4		2:45.239	57.130	1:01.321	46.788	138.6	11:13.728	4		2:45.444	55.971	1:02.558	46.915	166.6	11:11.947
5		2:07.098	45.330	47.435	34.333	196.0	13:20.826	5		2:02.979	43.754	45.257	33.968	198.1	13:14.926
6		2:12.585	46.922	48.003	37.660	192.8	15:33.411	6		2:11.143	47.119	48.653	35.371	199.6	15:26.069
7		2:52.974	54.537	1:07.981	50.456	99.4	18:26.385	7		2:58.099	54.425	1:13.612	50.062	180.9	18:24.168
8		2:45.768	56.984	1:03.155	45.629	126.9	21:12.153	8		2:46.409	56.513	1:03.811	46.085	128.4	21:10.577
9		2:01.586	43.444	44.696	33.446	206.5	23:13.739	9		1:58.539	42.142	43.780	32.617	204.1	23:09.116
10		1:59.215	41.910	44.194	33.111	205.7	25:12.954	10		1:57.164	41.048	43.416	32.700	209.7	25:06.280
11		1:57.570	41.390	43.174	33.006	209.3	27:10.524	11		1:56.879	41.097	43.230	32.552	207.6	27:03.159
12		1:57.260	40.973	43.578	32.709	213.0	29:07.784	12		1:55.900	40.970	42.830	32.100	209.7	28:59.059
13		1:56.732	40.715	43.375	32.642	213.0	31:04.516	13		1:55.268	40.610	42.313	32.345	210.5	30:54.327
14		1:55.814	40.543	42.682	32.589	213.8	33:00.330	14		1:55.029	40.301	42.480	32.248	210.1	32:49.356
15		1:55.327	40.460	42.302	32.565	211.3	34:55.657	15		1:54.530	40.308	42.077	32.145	211.3	34:43.886
16		1:55.393	40.448	42.267	32.678	211.3	36:51.050	16		1:54.945	40.268	42.475	32.202	211.3	36:38.831





**Hungaroring**  
**Euroformula Open**  
**Race - 3**  
**Lap Analysis**



**66**

Zdenek Chovanec

Dallara F320 HWA **88**

Filip Kaminiarz

Dallara F320 Spiess

Rookie

Double R Racing

CryptoTower Racing Team

Lap	D	Time	Sector 1	Sector 2	Sector 3	T. Spd	Elapsed	Lap	D	Time	Sector 1	Sector 2	Sector 3	T. Spd	Elapsed
1		3:07.990	1:15.924	1:04.043	48.023	132.0	3:07.990	1		3:08.068	1:17.019	1:03.508	47.541	128.8	3:08.068
2		2:46.034	59.299	1:00.749	45.986	122.1	5:54.024	2		2:46.431	1:00.138	1:00.539	45.754	132.1	5:54.499
3		2:36.457	55.203	58.128	43.126	174.7	8:30.481	3		2:36.282	56.110	57.213	42.959	152.3	8:30.781
4		2:44.983	56.518	1:02.116	46.349	139.3	11:15.464	4		2:45.326	57.307	1:02.316	45.703	117.7	11:16.107
5		2:05.014	44.321	46.205	34.488	192.5	13:20.478	5		2:06.146	45.524	46.591	34.031	190.1	13:22.253
6		2:12.245	46.174	48.114	37.957	202.6	15:32.723	6		2:15.203	47.153	53.466	34.584	173.6	15:37.456
7		2:53.121	53.846	1:08.699	50.576	80.5	18:25.844	7		2:50.146	54.025	1:06.077	50.044	118.8	18:27.602
8		2:45.903	56.658	1:03.189	46.056	139.8	21:11.747	8		2:45.553	59.245	1:01.394	44.914	156.9	21:13.155
9		2:00.656	42.536	45.114	33.006	206.1	23:12.403	9		2:01.550	43.899	44.468	33.183	197.4	23:14.705
10		1:59.117	42.082	44.325	32.710	208.0	25:11.520	10		1:59.180	42.459	43.985	32.736	205.3	25:13.885
11		1:58.342	41.547	43.651	33.144	207.6	27:09.862	11		1:58.017	41.845	43.358	32.814	207.2	27:11.902
12		1:57.131	41.053	43.716	32.362	208.0	29:06.993	12		1:59.898	41.043	46.328	32.527	208.4	29:11.800
13		1:56.813	41.131	43.083	32.599	208.8	31:03.806	13		1:56.967	41.514	43.119	32.334	209.3	31:08.767
14		1:57.214	40.935	44.108	32.171	208.0	33:01.020	14		1:56.408	40.842	43.349	32.217	209.3	33:05.175
15		1:55.945	40.761	42.915	32.269	210.1	34:56.965	15		1:56.108	41.033	42.839	32.236	210.9	35:01.283
16		1:56.403	40.447	43.332	32.624	211.3	36:53.368	16		1:56.012	40.840	42.713	32.459	211.3	36:57.295

**74**

Cem Bolukbasi

Dallara F320 HWA

Van Amersfoort Racing

Lap	D	Time	Sector 1	Sector 2	Sector 3	T. Spd	Elapsed
1		3:02.091	1:10.082	1:04.114	47.895	118.1	3:02.091
2		2:45.791	1:00.017	1:01.360	44.414	150.4	5:47.882
3		2:37.599	55.799	58.492	43.308	143.2	8:25.481
4		2:46.059	56.289	1:02.500	47.270	154.5	11:11.540
5		2:04.704	45.469	45.084	34.151	196.3	13:16.244
6		2:10.415	46.338	49.236	34.841	201.1	15:26.659
7		2:58.278	54.289	1:13.762	50.227	177.9	18:24.937
8		2:46.111	56.583	1:03.416	46.112	130.1	21:11.048
9		2:00.852	42.739	44.247	33.866	201.8	23:11.900
10		1:57.367	41.632	42.740	32.995	203.0	25:09.267
11		1:58.412	41.544	43.793	33.075	204.9	27:07.679
12		1:56.049	41.032	42.462	32.555	208.0	29:03.728
13		1:57.328	40.839	43.352	33.137	206.1	31:01.056
14		1:56.113	40.895	42.429	32.789	208.4	32:57.169
15		1:55.095	40.399	42.279	32.417	208.8	34:52.264
16		1:55.219	40.252	42.199	32.768	209.3	36:47.483

**77**

Vivien Keszthelyi

Dallara F320 Spiess

Team Motopark

Lap	D	Time	Sector 1	Sector 2	Sector 3	T. Spd	Elapsed
1		3:07.273	1:14.853	1:04.269	48.151	128.1	3:07.273
2		2:45.804	59.395	1:01.010	45.399	134.8	5:53.077
3		2:36.639	55.686	58.111	42.842	140.0	8:29.716
4		2:45.360	56.489	1:02.156	46.715	128.1	11:15.076
5		2:09.879	46.085	48.399	35.395	190.1	13:24.955
6			45.995			174.1	







**Hungaroring**  
**Euroformula Open**  
**Race - 3**  
**Analysis by Lap**



Num	Lap Time	Gap
<b>Lap 1</b>		
28	2:58.417	
8	2:59.453	01.036
18	3:00.608	02.191
25	3:01.394	02.977
74	3:02.091	03.674
52	3:02.961	04.544
21	3:03.816	05.399
27	3:05.046	06.629
34	3:06.482	08.065
77	3:07.273	08.856
66	3:07.990	09.573
88	3:08.068	09.651
35	3:09.214	10.797

Num	Lap Time	Gap
<b>Lap 2</b>		
28	2:46.375	
8	2:45.954	00.615
18	2:45.782	01.598
25	2:45.783	02.385
74	2:45.791	03.090
52	2:45.780	03.949
21	2:45.810	04.834
27	2:45.985	06.239
34	2:45.035	06.725
77	2:45.804	08.285
66	2:46.034	09.232
88	2:46.431	09.707
35	2:46.571	10.993

Num	Lap Time	Gap
<b>Lap 3</b>		
28	2:37.778	
8	2:37.505	00.342
18	2:37.786	01.606
25	2:37.874	02.481
74	2:37.599	02.911
52	2:37.762	03.933
21	2:37.370	04.426
27	2:36.343	04.804
34	2:36.972	05.919
77	2:36.639	07.146
66	2:36.457	07.911
88	2:36.282	08.211
35	2:36.334	09.549

Num	Lap Time	Gap
<b>Lap 4</b>		
28	2:46.497	
8	2:46.587	00.432
18	2:45.942	01.051
25	2:46.114	02.098
74	2:46.059	02.473
52	2:45.444	02.880
21	2:46.203	04.132
27	2:45.936	04.243
34	2:45.239	04.661
77	2:45.360	06.009

Num	Lap Time	Gap
66	2:44.983	06.397
88	2:45.326	07.040
35	2:44.659	07.711
<b>Lap 5</b>		
28	2:00.688	
8	2:02.292	02.036
18	2:02.980	03.343
25	2:03.288	04.698
52	2:02.979	05.171
74	2:04.704	06.489
27	2:03.900	07.455
66	2:05.014	10.723
34	2:07.098	11.071
88	2:06.146	12.498
77	2:09.879	15.200
35	2:08.348	15.371

Num	Lap Time	Gap
<b>Lap 6</b>		
28	2:07.627	
8	2:07.513	01.922
18	2:09.350	05.066
25	2:09.416	06.487
52	2:11.143	08.687
74	2:10.415	09.277
27	2:15.190	15.018
66	2:12.245	15.341
34	2:12.585	16.029
88	2:15.203	20.074
35	2:13.522	21.266

Num	Lap Time	Gap
<b>Lap 7</b>		
28	3:02.870	
8	3:01.769	00.821
18	2:59.429	01.625
25	2:59.116	02.733
52	2:58.099	03.916
74	2:58.278	04.685
66	2:53.121	05.592
34	2:52.974	06.133
27	2:54.706	06.854
88	2:50.146	07.350
35	2:49.772	08.168

Num	Lap Time	Gap
<b>Lap 8</b>		
28	2:48.628	
8	2:48.176	00.369
18	2:48.072	01.069
25	2:47.458	01.563
52	2:46.409	01.697
74	2:46.111	02.168
66	2:45.903	02.867
34	2:45.768	03.273
27	2:45.228	03.454
88	2:45.553	04.275
35	2:45.334	04.874

Num	Lap Time	Gap
<b>Lap 9</b>		
28	1:56.808	
8	1:58.358	01.919
18	1:58.653	02.914
52	1:58.539	03.428
25	1:59.941	04.696
74	2:00.852	06.212
66	2:00.656	06.715
27	2:00.427	07.073
34	2:01.586	08.051
88	2:01.550	09.017
35	2:02.321	10.387

Num	Lap Time	Gap
<b>Lap 10</b>		
28	1:56.234	
8	1:56.788	02.473
18	1:56.606	03.286
52	1:57.164	04.358
25	1:57.468	05.930
74	1:57.367	07.345
27	1:57.418	08.257
66	1:59.117	09.598
34	1:59.215	11.032
88	1:59.180	11.963
35	1:59.104	13.257

Num	Lap Time	Gap
<b>Lap 11</b>		
28	1:55.386	
8	1:55.944	03.031
18	1:56.928	04.828
52	1:56.879	05.851
25	1:56.930	07.474
27	1:56.719	09.590
74	1:58.412	10.371
66	1:58.342	12.554
34	1:57.570	13.216
88	1:58.017	14.594
35	1:58.290	16.161

Num	Lap Time	Gap
<b>Lap 12</b>		
28	1:55.234	
8	1:55.879	03.676
18	1:55.626	05.220
52	1:55.900	06.517
25	1:56.383	08.623
74	1:56.049	11.186
27	1:57.128	11.484
66	1:57.131	14.451
34	1:57.260	15.242
88	1:59.898	19.258
35	1:59.956	20.883

Num	Lap Time	Gap
<b>Lap 13</b>		
28	1:55.047	
8	1:55.422	04.051
18	1:55.217	05.390

Num	Lap Time	Gap
52	1:55.268	06.738
25	1:55.426	09.002
27	1:56.503	12.940
74	1:57.328	13.467
66	1:56.813	16.217
34	1:56.732	16.927
88	1:56.967	21.178
35	1:57.419	23.255

Num	Lap Time	Gap
<b>Lap 14</b>		
28	1:54.602	
8	1:55.020	04.469
18	1:55.235	06.023
52	1:55.029	07.165
25	1:55.150	09.550
27	1:54.455	12.793
74	1:56.113	14.978
34	1:55.814	18.139
66	1:57.214	18.829
88	1:56.408	22.984
35	1:57.436	26.089

Num	Lap Time	Gap
<b>Lap 15</b>		
28	1:54.357	
8	1:55.238	05.350
18	1:54.966	06.632
52	1:54.530	07.338
25	1:55.952	11.145
27	1:54.272	12.708
74	1:55.095	15.716
34	1:55.327	19.109
66	1:55.945	20.417
88	1:56.108	24.735
35	1:58.435	30.167

Num	Lap Time	Gap
<b>Lap 16</b>		
28	1:54.529	
8	1:56.006	06.827
18	1:55.369	07.472
52	1:54.945	07.754
25	1:55.109	11.725
27	1:54.117	12.296
74	1:55.219	16.406
34	1:55.393	19.973
66	1:56.403	22.291
88	1:56.012	26.218
35	2:09.236	44.874







**Hungaroring**  
**Euroformula Open**  
**Race - 3**  
**Best Sectors Results**



Sector - 1			Sector - 2			Sector - 3			Ideal Lap vs Best Lap						
Clas	Nº	Driver	Time	Nº	Driver	Time	Nº	Driver	Time	Clas	Nº	Driver	Ideal Lap	Best Lap	Clas
1	8	Rafael Villagomez	40.078	27	Louis Foster	41.897	27	Louis Foster	31.995	1	27	Louis Foster	1:54.078	1:54.117	1
2	27	Louis Foster	40.186	28	Cameron Das	41.932	8	Rafael Villagomez	32.033	2	28	Cameron Das	1:54.199	1:54.357	2
3	28	Cameron Das	40.218	25	Casper Stevenson	41.994	28	Cameron Das	32.049	3	52	Jak Crawford	1:54.445	1:54.530	3
4	74	Cem Bolukbasi	40.252	52	Jak Crawford	42.077	18	Nazim Azman	32.064	4	25	Casper Stevenson	1:54.750	1:55.109	7
5	52	Jak Crawford	40.268	74	Cem Bolukbasi	42.199	52	Jak Crawford	32.100	5	18	Nazim Azman	1:54.844	1:54.966	4
6	18	Nazim Azman	40.317	34	Joshua Durksen	42.267	25	Casper Stevenson	32.109	6	74	Cem Bolukbasi	1:54.868	1:55.095	6
7	66	Zdenek Chovanec	40.447	18	Nazim Azman	42.463	66	Zdenek Chovanec	32.171	7	8	Rafael Villagomez	1:54.898	1:55.020	5
8	34	Joshua Durksen	40.448	88	Filip Kaminiaz	42.713	88	Filip Kaminiaz	32.217	8	34	Joshua Durksen	1:55.280	1:55.327	8
9	35	Enzo Scioni	40.617	8	Rafael Villagomez	42.787	74	Cem Bolukbasi	32.417	9	66	Zdenek Chovanec	1:55.533	1:55.945	9
10	25	Casper Stevenson	40.647	66	Zdenek Chovanec	42.915	35	Enzo Scioni	32.494	10	88	Filip Kaminiaz	1:55.770	1:56.012	10
11	88	Filip Kaminiaz	40.840	35	Enzo Scioni	43.458	34	Joshua Durksen	32.565	11	35	Enzo Scioni	1:56.569	1:57.419	11
12	21	Josh Mason	45.381	77	Vivien Keszthelyi	48.399	77	Vivien Keszthelyi	35.395	12	77	Vivien Keszthelyi	2:09.789	2:09.879	12
13	77	Vivien Keszthelyi	45.995	21	Josh Mason	58.128	21	Josh Mason	43.199	13	21	Josh Mason	2:26.708	2:37.370	13





**Hungaroring**  
**Euroformula Open**  
**Race - 3**  
**Leader Sequence**



N°	Driver	Nat	Cat	Clas	Team	Nat	Vehicle	Start Lap	End Lap	Laps	Total Laps
28	Cameron Das	USA			Team Motopark	GER	Dallara F320 Spiess	1	16	16	16





**Hungaroring**  
**Euroformula Open**  
**Race - 3**  
**Best 5 Lap Times**



Cls	N°	Driver	Nat	Cat	Cls	Team	Nat	Vehicle	Best 1		Best 2		Best 3		Best 4		Best 5	
									Time	Lap	Time	Lap	Time	Lap	Time	Lap	Time	Lap
1	27	Louis Foster				CryptoTower Racing Team		Dallara F320 Spiess	1:54.117	16	1:54.272	15	1:54.455	14	1:56.503	13	1:56.719	11
2	28	Cameron Das				Team Motopark		Dallara F320 Spiess	1:54.357	15	1:54.529	16	1:54.602	14	1:55.047	13	1:55.234	12
3	52	Jak Crawford		R	1	Team Motopark		Dallara F320 Spiess	1:54.530	15	1:54.945	16	1:55.029	14	1:55.268	13	1:55.900	12
4	18	Nazim Azman				CryptoTower Racing Team		Dallara F320 Spiess	1:54.966	15	1:55.217	13	1:55.235	14	1:55.369	16	1:55.626	12
5	8	Rafael Villagomez				Van Amersfoort Racing		Dallara F320 HWA	1:55.020	14	1:55.238	15	1:55.422	13	1:55.879	12	1:55.944	11
6	74	Cem Bolukbasi				Van Amersfoort Racing		Dallara F320 HWA	1:55.095	15	1:55.219	16	1:56.049	12	1:56.113	14	1:57.328	13
7	25	Casper Stevenson		R	2	Van Amersfoort Racing		Dallara F320 HWA	1:55.109	16	1:55.150	14	1:55.426	13	1:55.952	15	1:56.383	12
8	34	Joshua Durksen		R	3	Drivex School		Dallara F320 HWA	1:55.327	15	1:55.393	16	1:55.814	14	1:56.732	13	1:57.260	12
9	66	Zdenek Chovanec		R	4	Double R Racing		Dallara F320 HWA	1:55.945	15	1:56.403	16	1:56.813	13	1:57.131	12	1:57.214	14
10	88	Filip Kaminiarz				CryptoTower Racing Team		Dallara F320 Spiess	1:56.012	16	1:56.108	15	1:56.408	14	1:56.967	13	1:58.017	11
11	35	Enzo Scionti		R	5	Drivex School		Dallara F320 HWA	1:57.419	13	1:57.436	14	1:58.290	11	1:58.435	15	1:59.104	10
12	77	Vivien Keszthelyi				Team Motopark		Dallara F320 Spiess	2:09.879	5	2:36.639	3	2:45.360	4	2:45.804	2	3:07.273	1
13	21	Josh Mason				Double R Racing		Dallara F320 HWA	2:37.370	3	2:45.810	2	2:46.203	4	3:03.816	1		



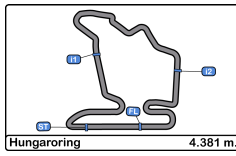


**Hungaroring**  
**Euroformula Open**  
**Race - 3**  
**Best 5 Top Speeds**



Clas	N°	Driver	Nat	Cat	Cls	Team	Nat	Vehicle	Top 1		Top 2		Top 3		Top 4		Top 5		Avg
									Km/h	Lap	Km/h	Lap	Km/h	Lap	Km/h	Lap	Km/h	Lap	
1	34	Joshua Durksen		SPY	R	1	ESP	Dallara F320 HWA	213.8	14	213.0	12	213.0	13	211.3	15	211.3	16	212.5
2	27	Louis Foster		GBR			GBR	Dallara F320 Spiess	211.7	16	211.3	15	208.0	12	208.0	13	208.0	14	209.4
3	18	Nazim Azman		MYS			GBR	Dallara F320 Spiess	211.3	14	210.9	15	210.5	16	210.1	11	210.1	12	210.6
4	52	Jak Crawford		USA	R	2	DEU	Dallara F320 Spiess	211.3	15	211.3	16	210.5	13	210.1	14	209.7	10	210.6
5	66	Zdenek Chovanec		CZE	R	3	GBR	Dallara F320 HWA	211.3	16	210.1	15	208.8	13	208.0	10	208.0	12	209.3
6	88	Filip Kaminiaz		POL			GBR	Dallara F320 Spiess	211.3	16	210.9	15	209.3	13	209.3	14	208.4	12	209.8
7	25	Casper Stevenson		GBR	R	4	NLD	Dallara F320 HWA	209.3	15	209.3	16	208.0	13	207.6	14	207.2	11	208.3
8	74	Cem Bolukbasi		TUR			NLD	Dallara F320 HWA	209.3	16	208.8	15	208.4	14	208.0	12	206.1	13	208.1
9	8	Rafael Villagomez		MEX			NLD	Dallara F320 HWA	208.8	15	208.8	16	208.4	13	208.4	14	207.2	10	208.4
10	35	Enzo Scionti		USA	R	5	ESP	Dallara F320 HWA	208.8	12	208.8	16	208.4	13	208.0	11	208.0	14	208.4
11	28	Cameron Das		USA			DEU	Dallara F320 Spiess	208.4	16	206.8	10	206.8	12	206.5	14	206.5	15	207.0
12	21	Josh Mason		GBR			GBR	Dallara F320 HWA	200.0	5	154.7	2	146.3	4	130.9	1	127.3	3	151.8
13	77	Vivien Keszthelyi		HUN			DEU	Dallara F320 Spiess	190.1	5	174.1	6	140.0	3	134.8	2	128.1	1	153.4





**Hungaroring**  
**Euroformula Open**  
**Race - 3**  
**Fastest Laps Sequence**



Lap	Time of Day	Session Time	Nº	Driver	Nat	Cat	Team	Nat	Vehicle	Time	Km/h
2	14:35:46.597	5:44.597	28	Cameron Das	USA		Team Motopark	DEU	Dallara F320 Spiess	2:46.375	94.7
2	14:35:47.212	5:45.212	8	Rafael Villagomez	MEX		Van Amersfoort Racing	NLD	Dallara F320 HWA	2:45.954	95.0
2	14:35:48.195	5:46.195	18	Nazim Azman	MYS		CryptoTower Racing Team	JPN	Dallara F320 Spiess	2:45.782	95.1
2	14:35:50.546	5:48.546	52	Jak Crawford	USA	R	Team Motopark	DEU	Dallara F320 Spiess	2:45.780	95.1
2	14:35:53.321	5:51.321	34	Joshua Durksen	PRI	R	Drivex School	ESP	Dallara F320 HWA	2:45.035	95.5
3	14:38:24.375	8:22.375	28	Cameron Das	USA		Team Motopark	DEU	Dallara F320 Spiess	2:37.778	99.9
3	14:38:24.717	8:22.717	8	Rafael Villagomez	MEX		Van Amersfoort Racing	NLD	Dallara F320 HWA	2:37.505	100.1
3	14:38:28.800	8:26.800	21	Josh Mason	GBR		Double R Racing	GBR	Dallara F320 HWA	2:37.370	100.2
3	14:38:29.179	8:27.179	27	Louis Foster	GBR		CryptoTower Racing Team	JPN	Dallara F320 Spiess	2:36.343	100.8
3	14:38:32.586	8:30.586	88	Filip Kaminiaz	POL		CryptoTower Racing Team	JPN	Dallara F320 Spiess	2:36.282	100.9
5	14:43:11.559	13:09.559	28	Cameron Das	USA		Team Motopark	DEU	Dallara F320 Spiess	2:00.688	130.6
9	14:53:07.493	23:05.493	28	Cameron Das	USA		Team Motopark	DEU	Dallara F320 Spiess	1:56.808	135.0
10	14:55:03.727	25:01.727	28	Cameron Das	USA		Team Motopark	DEU	Dallara F320 Spiess	1:56.234	135.6
11	14:56:59.113	26:57.113	28	Cameron Das	USA		Team Motopark	DEU	Dallara F320 Spiess	1:55.386	136.6
12	14:58:54.347	28:52.347	28	Cameron Das	USA		Team Motopark	DEU	Dallara F320 Spiess	1:55.234	136.8
13	15:00:49.394	30:47.394	28	Cameron Das	USA		Team Motopark	DEU	Dallara F320 Spiess	1:55.047	137.0
14	15:02:43.996	32:41.996	28	Cameron Das	USA		Team Motopark	DEU	Dallara F320 Spiess	1:54.602	137.6
14	15:02:56.789	32:54.789	27	Louis Foster	GBR		CryptoTower Racing Team	JPN	Dallara F320 Spiess	1:54.455	137.7
15	15:04:38.353	34:36.353	28	Cameron Das	USA		Team Motopark	DEU	Dallara F320 Spiess	1:54.357	137.9
15	15:04:51.061	34:49.061	27	Louis Foster	GBR		CryptoTower Racing Team	JPN	Dallara F320 Spiess	1:54.272	138.0
16	15:06:45.178	36:43.178	27	Louis Foster	GBR		CryptoTower Racing Team	JPN	Dallara F320 Spiess	1:54.117	138.2





**Hungaroring**  
**Euroformula Open**  
**Race - 3**  
**Event Best Maximum Speed**



Nº	Driver	Nat	Cat	Clas	Team	Nat	Vehicle	Km/h	Session
77	Vivien Keszthelyi		HUN		Team Motopark		DEU Dallara F320 Spiess	229.2	Race - 2
52	Jak Crawford		USA	R 1	Team Motopark		DEU Dallara F320 Spiess	225.4	Race - 2
28	Cameron Das		USA		Team Motopark		DEU Dallara F320 Spiess	225.4	Race - 2
34	Joshua Durksen		ESP	R 2	Drivex School		ESP Dallara F320 HWA	225.4	Race - 2
27	Louis Foster		GBR		CryptoTower Racing Team		JPN Dallara F320 Spiess	224.5	Race - 2
88	Filip Kaminiarz		POL		CryptoTower Racing Team		JPN Dallara F320 Spiess	223.1	Race - 2
18	Nazim Azman		MYS		CryptoTower Racing Team		JPN Dallara F320 Spiess	223.1	Race - 2
66	Zdenek Chovanec		CZE	R 3	Double R Racing		GBR Dallara F320 HWA	223.1	Race - 2
8	Rafael Villagomez		MEX		Van Amersfoort Racing		NLD Dallara F320 HWA	222.6	Free Practice - 1
21	Josh Mason		GBR		Double R Racing		GBR Dallara F320 HWA	222.6	Free Practice - 1
35	Enzo Scionti		USA	R 4	Drivex School		ESP Dallara F320 HWA	222.2	Race - 2
25	Casper Stevenson		GBR	R 5	Van Amersfoort Racing		NLD Dallara F320 HWA	221.7	Free Practice - 1
74	Cem Bolukbasi		TUR		Van Amersfoort Racing		NLD Dallara F320 HWA	221.7	Race - 2





**Hungaroring**  
**Euroformula Open**  
**Race - 3**  
**Lap Chart**



**LAP**

Nr	Pos	Grid	1	2	3	4	5	6	7	8	9	10	11	12	13	14	15	16
28	1	28	28	28	28	28	28	28	28	28	28	28	28	28	28	28	28	28
8	2	8	8	8	8	8	8	8	8	8	8	8	8	8	8	8	8	8
18	3	18	18	18	18	18	18	18	18	18	18	18	18	18	18	18	18	18
25	4	25	25	25	25	25	25	25	25	25	52	52	52	52	52	52	52	52
74	5	74	74	74	74	74	52	52	52	52	25	25	25	25	25	25	25	25
52	6	52	52	52	52	52	74	74	74	74	74	74	27	74	27	27	27	27
21	7	21	21	21	21	21	27	27	66	66	66	27	74	27	74	74	74	74
27	8	27	27	27	27	27	66	66	34	34	27	66	66	66	66	34	34	34
34	9	34	34	34	34	34	34	34	27	27	34	34	34	34	34	66	66	66
77	10	77	77	77	77	77	88	88	88	88	88	88	88	88	88	88	88	88
66	11	66	66	66	66	66	77	35	35	35	35	35	35	35	35	35	35	35
88	12	88	88	88	88	88	35											
35	13	35	35	35	35	35												



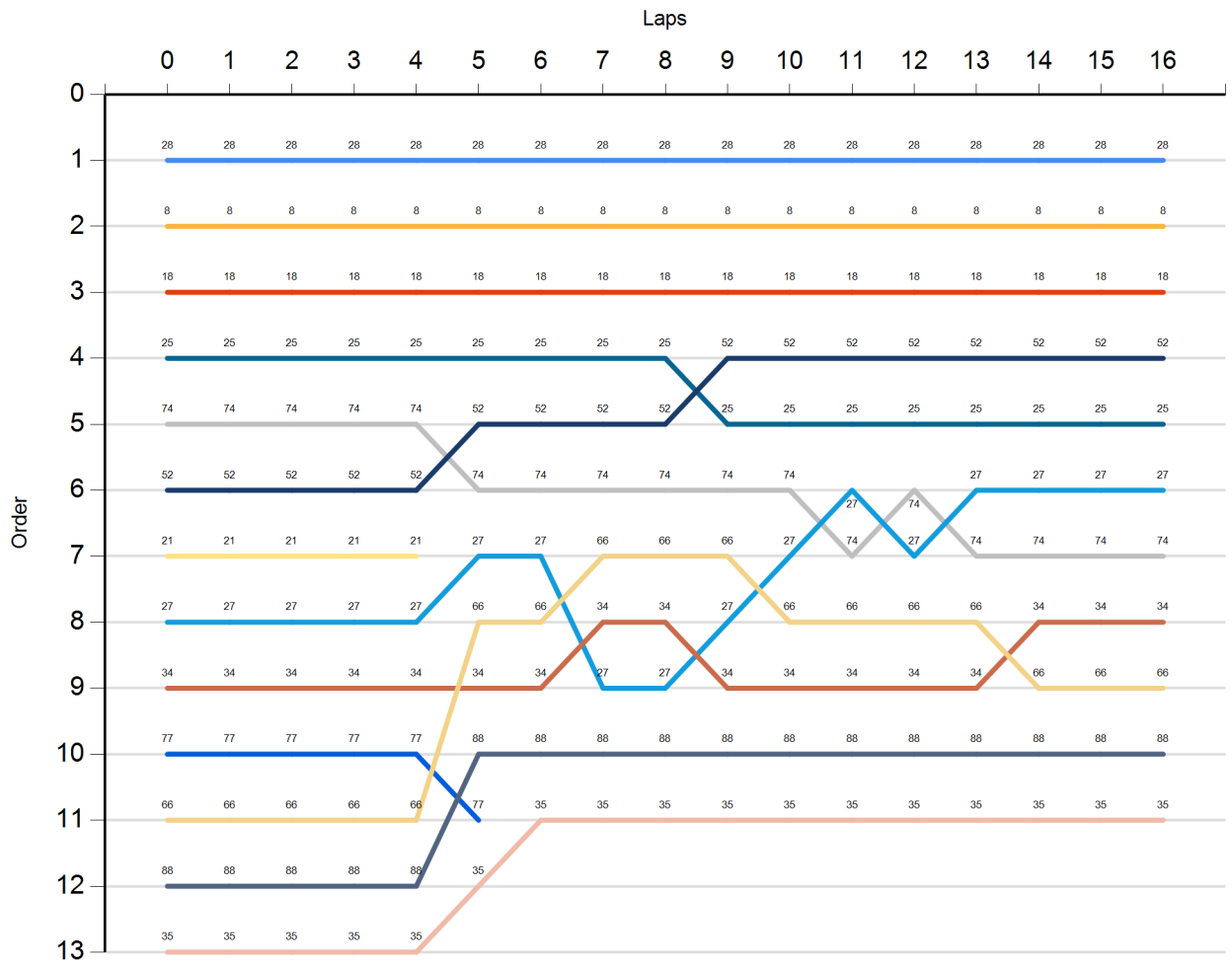


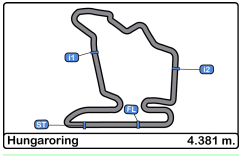


**Hungaroring**  
**Euroformula Open**  
**Race - 3**  
**Graphic Lap Chart**



- 28
- 8
- 18
- 25
- 74
- 52
- 21
- 27
- 34
- 77
- 66
- 88
- 35





**Hungaroring**  
**Euroformula Open**  
**Race - 3**  
**Pit Stop Analysis**



Nr.	In Day Time	Driver	Nat	Cat	Team	Nat	Vehicle	In Time	Stop N°	Pit Time	Handicap	Penalty
-----	-------------	--------	-----	-----	------	-----	---------	---------	---------	----------	----------	---------

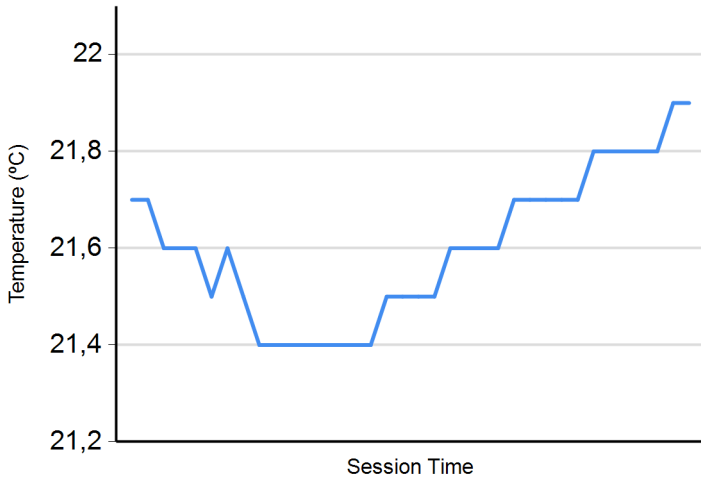




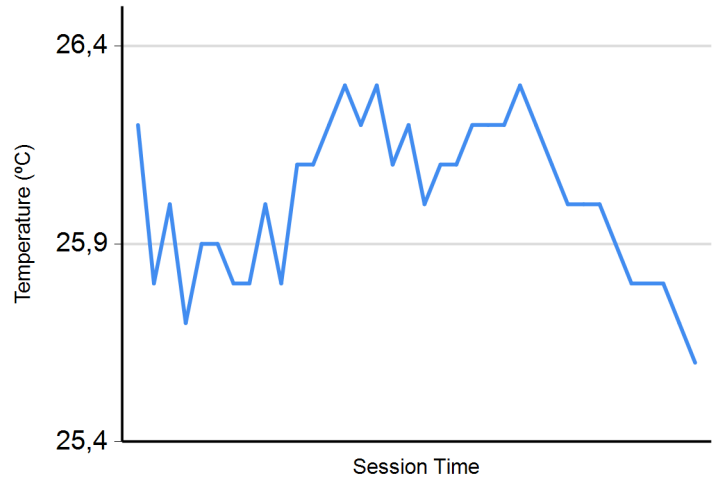
**Hungaroring**  
**Euroformula Open**  
**Race - 3**  
**Weather Report**



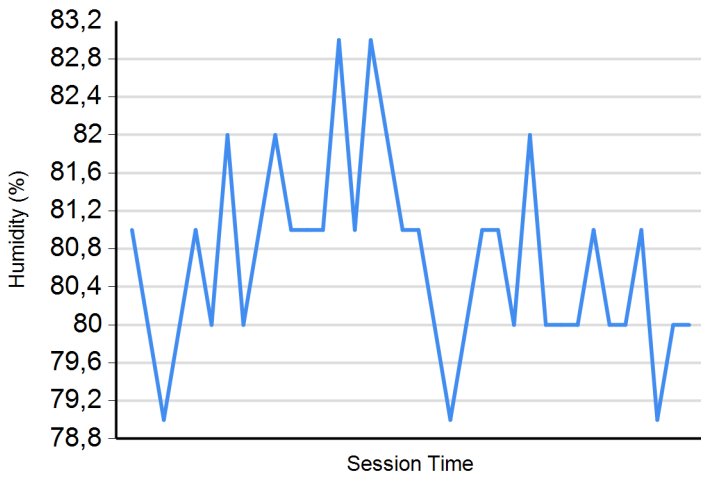
**Air Temperature**



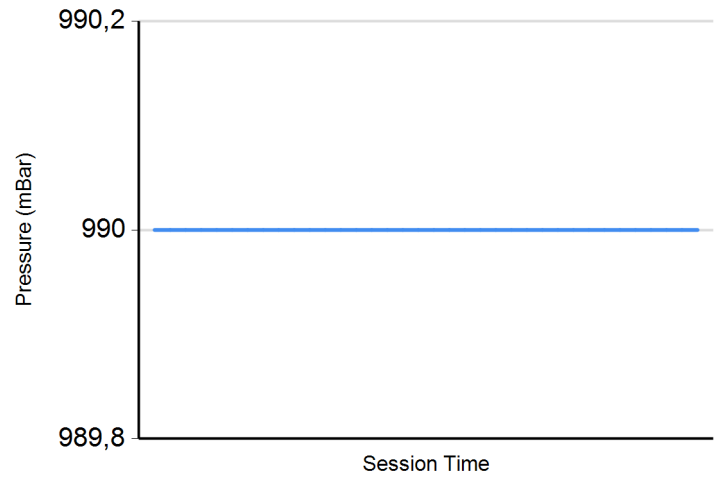
**Track Temperature**



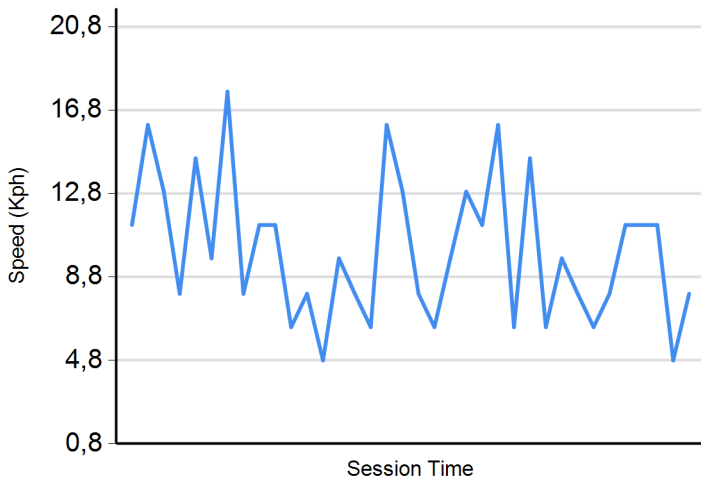
**Humidity**



**Pressure**



**Wind Speed**



**Wind direction**

