

**Hungaroring**  
**Championnat de France F4**  
**Race - 1**  
**Provisional Results**



Cls	N°	Driver	Nat	Team	Nat	Vehicle	Cat	Cls	Laps	Total Time	Gap	Interval	Km/h	Best	Time	Km/h
1	9	Esteban Masson		FRA		F4 Mygale			13	23:09.900			147.5	3	1:46.074	148.6
2	5	Macéo Capietto		FRA		F4 Mygale			13	23:17.086	7.186	7.186	146.7	3	1:46.691	147.8
3	14	Tasanapol Inthraphuvasak		THA		F4 Mygale			13	23:18.716	8.816	1.630	146.5	5	1:46.751	147.7
4	79	Owen Tangavelou		FRA		F4 Mygale			13	23:20.824	10.924	2.108	146.3	4	1:46.907	147.5
5	22	Daniel Ligier		FRA		F4 Mygale			13	23:21.282	11.382	0.458	146.3	5	1:46.834	147.6
6	7	Dario Cabanelas		CHE		F4 Mygale	Junior	1	13	23:22.481	12.581	1.199	146.1	6	1:46.837	147.6
7	30	Gael Julien		FRA		F4 Mygale			13	23:23.580	13.680	1.099	146.0	6	1:46.889	147.5
8	68	Hugh Barter		AUS		F4 Mygale			13	23:26.056	16.156	2.476	145.8	5	1:47.079	147.2
9	10	Alessandro Giusti		FRA		F4 Mygale	Junior	2	13	23:32.882	22.982	6.826	145.1	8	1:47.528	146.6
10	36	Enzo Geraci		FRA		F4 Mygale	Junior	3	13	23:34.605	24.705	1.723	144.9	7	1:47.707	146.4
11	11	Pierre-Alexandre Provost		FRA		F4 Mygale	Junior	4	13	23:35.087	25.187	0.482	144.8	7	1:47.707	146.4
12	46	Elliott Vayron		FRA		F4 Mygale			13	23:35.489	25.589	0.402	144.8	9	1:47.657	146.4
13	17	Noah Andy		FRA		F4 Mygale			13	23:36.846	26.946	1.357	144.7	8	1:47.490	146.7
14	51	Angéline Favario		FRA		F4 Mygale			13	23:49.971	40.071	13.125	143.3	5	1:48.641	145.1
15	66	Enzo Richer		FRA		F4 Mygale			13	24:04.148	54.248	14.177	141.9	3	1:48.260	145.6

Fastest lap Esteban Masson in 1:46.074 at 148.6 Km/h in lap 3

Published at:.....

Track Temp: 44.8 °C Air Temp: 26.1 °C Humidity: 45 % Track Status: DRY

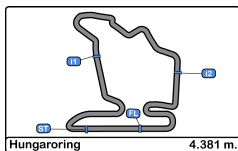
Stewards:

Race Director:

Timekeeper:

Luis Angel Garcia Nuñez  
 JOB/I-0020-ESP





# Hungaroring

## Championnat de France F4

### Race - 1

#### Provisional Results by Category



Cls	N°	Driver	Nat	Team	Nat	Vehicle	Cat	Cls	Laps	Total Time	Gap	Interval	Km/h	Best	Time	Km/h
1	9	Esteban Masson				F4 Mygale			13	23:09.900			147.5	3	1:46.074	148.6
2	5	Macéo Capietto				F4 Mygale			13	23:17.086	7.186	7.186	146.7	3	1:46.691	147.8
3	14	Tasanapol Inthraphuvasak				F4 Mygale			13	23:18.716	8.816	1.630	146.5	5	1:46.751	147.7
4	79	Owen Tangavelou				F4 Mygale			13	23:20.824	10.924	2.108	146.3	4	1:46.907	147.5
5	22	Daniel Ligier				F4 Mygale			13	23:21.282	11.382	0.458	146.3	5	1:46.834	147.6
6	30	Gael Julien				F4 Mygale			13	23:23.580	13.680	2.298	146.0	6	1:46.889	147.5
7	68	Hugh Barter				F4 Mygale			13	23:26.056	16.156	2.476	145.8	5	1:47.079	147.2
8	46	Elliott Vayron				F4 Mygale			13	23:35.489	25.589	9.433	144.8	9	1:47.657	146.4
9	17	Noah Andy				F4 Mygale			13	23:36.846	26.946	1.357	144.7	8	1:47.490	146.7
10	51	Angéline Favario				F4 Mygale			13	23:49.971	40.071	13.125	143.3	5	1:48.641	145.1
11	66	Enzo Richer				F4 Mygale			13	24:04.148	54.248	14.177	141.9	3	1:48.260	145.6

#### Junior

1	7	Dario Cabanelas				F4 Mygale	Junior	1	13	23:22.481			146.1	6	1:46.837	147.6
2	10	Alessandro Giusti				F4 Mygale	Junior	2	13	23:32.882	10.401	10.401	145.1	8	1:47.528	146.6
3	36	Enzo Geraci				F4 Mygale	Junior	3	13	23:34.605	12.124	1.723	144.9	7	1:47.707	146.4
4	11	Pierre-Alexandre Provost				F4 Mygale	Junior	4	13	23:35.087	12.606	0.482	144.8	7	1:47.707	146.4

Fastest lap Esteban Masson in 1:46.074 at 148.6 Km/h in lap 3

Published at:.....

Track Temp: 44.8 °C Air Temp: 26.1 °C Humidity: 45 % Track Status: DRY

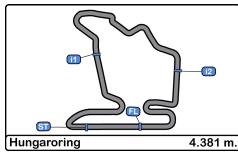
Stewards:

Race Director:

Timekeeper:

Luis Angel Garcia Nuñez  
JOB/I-0020-ESP



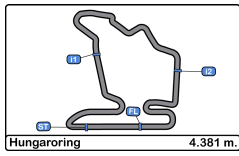


**Hungaroring**  
**Championnat de France F4**  
**Race - 1**



**Provisional Classification by Driver Fastest Lap**

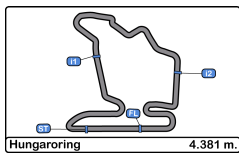
Clas	Nº	Driver	Nat	Team	Nat	Vehicle	Cat	Clas	Laps	Best	Time	Gap	Interval	Km/h
1	9	Esteban Masson		FRA		F4 Mygale			13	3	1:46.074			148.6
2	5	Macéo Capietto		FRA		F4 Mygale			13	3	1:46.691	0.617	0.617	147.8
3	14	Tasanapol Inthraphuvasak		THA		F4 Mygale			13	5	1:46.751	0.677	0.060	147.7
4	22	Daniel Ligier		FRA		F4 Mygale			13	5	1:46.834	0.760	0.083	147.6
5	7	Dario Cabanelas		CHE		F4 Mygale	Junior	1	13	6	1:46.837	0.763	0.003	147.6
6	30	Gael Julien		FRA		F4 Mygale			13	6	1:46.889	0.815	0.052	147.5
7	79	Owen Tangavelou		FRA		F4 Mygale			13	4	1:46.907	0.833	0.018	147.5
8	68	Hugh Barter		AUS		F4 Mygale			13	5	1:47.079	1.005	0.172	147.2
9	17	Noah Andy		FRA		F4 Mygale			13	8	1:47.490	1.416	0.411	146.7
10	10	Alessandro Giusti		FRA		F4 Mygale	Junior	2	13	8	1:47.528	1.454	0.038	146.6
11	46	Elliott Vayron		FRA		F4 Mygale			13	9	1:47.657	1.583	0.129	146.4
12	36	Enzo Geraci		FRA		F4 Mygale	Junior	3	13	7	1:47.707	1.633	0.050	146.4
13	11	Pierre-Alexandre Provost		FRA		F4 Mygale	Junior	4	13	7	1:47.707	1.633	0.000	146.4
14	66	Enzo Richer		FRA		F4 Mygale			13	3	1:48.260	2.186	0.553	145.6
15	51	Angéline Favario		FRA		F4 Mygale			13	5	1:48.641	2.567	0.381	145.1



**Hungaroring**  
**Championnat de France F4**  
**Race - 1**  
**Distance and Speed Average**



Clas	Nº	Driver	Nat	Team	Nat	Vehicle	Cat	Clas	Laps	Distance	Total Time	Km/h
1	9	Esteban Masson				F4 Mygale			13	56.95	23:09.900	147.5
2	5	Macéo Capietto				F4 Mygale			13	56.95	23:17.086	146.7
3	14	Tasanapol Inthraphuvasak				F4 Mygale			13	56.95	23:18.716	146.5
4	79	Owen Tangavelou				F4 Mygale			13	56.95	23:20.824	146.3
5	22	Daniel Ligier				F4 Mygale			13	56.95	23:21.282	146.3
6	7	Dario Cabanelas				F4 Mygale	Junior	1	13	56.95	23:22.481	146.1
7	30	Gael Julien				F4 Mygale			13	56.95	23:23.580	146.0
8	68	Hugh Barter				F4 Mygale			13	56.95	23:26.056	145.8
9	10	Alessandro Giusti				F4 Mygale	Junior	2	13	56.95	23:32.882	145.1
10	36	Enzo Geraci				F4 Mygale	Junior	3	13	56.95	23:34.605	144.9
11	11	Pierre-Alexandre Provost				F4 Mygale	Junior	4	13	56.95	23:35.087	144.8
12	46	Elliott Vayron				F4 Mygale			13	56.95	23:35.489	144.8
13	17	Noah Andy				F4 Mygale			13	56.95	23:36.846	144.7
14	51	Angéline Favario				F4 Mygale			13	56.95	23:49.971	143.3
15	66	Enzo Richer				F4 Mygale			13	56.95	24:04.148	141.9



**Hungaroring**  
**Championnat de France F4**  
**Race - 1**  
**Lap Analysis**



5

Macéo Capietto

F4 Mygale **10**

Alessandro Giusti

F4 Mygale

Junior

Lap	D	Time	Sector 1	Sector 2	Sector 3	T. Spd	Elapsed	Lap	D	Time	Sector 1	Sector 2	Sector 3	T. Spd	Elapsed
1		1:52.341	44.240	38.730	29.371	165.8	1:52.341	1		1:57.410	47.232	40.060	30.118	177.9	1:57.410
2		1:47.055	39.387	38.306	29.362	201.1	3:39.396	2		1:48.651	39.545	39.357	29.749	204.5	3:46.061
3		<b>1:46.691</b>	39.284	38.196	<b>29.211</b>	203.3	5:26.087	3		1:47.853	39.473	<b>38.560</b>	29.820	205.7	5:33.914
4		1:46.732	<b>39.201</b>	38.177	29.354	203.3	7:12.819	4		1:48.110	39.508	39.069	29.533	205.7	7:22.024
5		1:47.005	39.271	38.465	29.269	202.6	8:59.824	5		1:47.951	39.331	38.713	29.907	205.3	9:09.975
6		1:46.952	39.240	38.339	29.373	203.0	10:46.776	6		1:47.587	39.556	38.580	<b>29.451</b>	206.1	10:57.562
7		1:47.015	39.240	38.420	29.355	203.3	12:33.791	7		1:47.548	<b>39.232</b>	38.775	29.541	204.1	12:45.110
8		1:46.925	39.230	38.335	29.360	202.6	14:20.716	8		<b>1:47.528</b>	39.295	38.634	29.599	203.7	14:32.638
9		1:46.897	39.242	38.247	29.408	202.6	16:07.613	9		1:47.767	39.236	38.890	29.641	204.1	16:20.405
10		1:47.004	39.271	<b>38.137</b>	29.596	202.2	17:54.617	10		1:47.623	39.380	38.750	29.493	203.7	18:08.028
11		1:47.104	39.390	38.327	29.387	201.4	19:41.721	11		1:48.104	39.374	38.976	29.754	203.0	19:56.132
12		1:47.540	39.290	38.549	29.701	202.2	21:29.261	12		1:48.225	39.641	38.895	29.689	203.0	21:44.357
13		1:47.825	39.538	38.617	29.670	203.0	23:17.086	13		1:48.525	39.473	39.209	29.843	204.1	23:32.882

7

Dario Cabanelas

F4 Mygale **11**

Pierre-Alexandre Provost

F4 Mygale

Junior

Junior

Lap	D	Time	Sector 1	Sector 2	Sector 3	T. Spd	Elapsed	Lap	D	Time	Sector 1	Sector 2	Sector 3	T. Spd	Elapsed
1		1:54.166	45.447	39.193	29.526	169.5	1:54.166	1		1:57.724	47.542	40.065	30.117	178.8	1:57.724
2		1:47.948	39.947	38.731	<b>29.270</b>	202.2	3:42.114	2		1:48.710	39.651	39.376	29.683	204.9	3:46.434
3		1:47.254	39.300	38.486	29.468	204.9	5:29.368	3		1:48.144	39.451	38.877	29.816	205.7	5:34.578
4		1:47.268	39.312	38.475	29.481	204.5	7:16.636	4		1:47.953	<b>39.180</b>	39.235	<b>29.538</b>	203.7	7:22.531
5		1:46.973	39.246	38.393	29.334	203.7	9:03.609	5		1:47.729	39.276	38.836	29.617	204.5	9:10.260
6		<b>1:46.837</b>	<b>39.037</b>	<b>38.293</b>	29.507	204.9	10:50.446	6		1:48.759	39.807	39.210	29.742	205.3	10:59.019
7		1:47.151	39.117	38.575	29.459	204.5	12:37.597	7		<b>1:47.707</b>	39.296	38.822	29.589	205.3	12:46.726
8		1:46.940	39.115	38.418	29.407	204.5	14:24.537	8		1:47.971	39.413	38.899	29.659	204.9	14:34.697
9		1:47.341	39.460	38.344	29.537	206.1	16:11.878	9		1:47.713	39.198	38.895	29.620	205.3	16:22.410
10		1:47.593	39.273	38.743	29.577	204.5	17:59.471	10		1:47.944	39.313	<b>38.748</b>	29.883	204.1	18:10.354
11		1:47.419	39.222	38.652	29.545	204.5	19:46.890	11		1:48.230	39.559	38.902	29.769	201.8	19:58.584
12		1:47.618	39.375	38.696	29.547	204.1	21:34.508	12		1:48.203	39.484	38.970	29.749	203.0	21:46.787
13		1:47.973	39.340	38.977	29.656	204.5	23:22.481	13		1:48.300	39.413	39.221	29.666	206.1	23:35.087

9

Esteban Masson

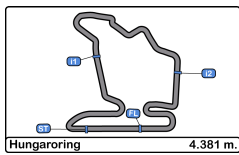
F4 Mygale **14**

Tasanapol Inthraphuvusak

F4 Mygale

Lap	D	Time	Sector 1	Sector 2	Sector 3	T. Spd	Elapsed	Lap	D	Time	Sector 1	Sector 2	Sector 3	T. Spd	Elapsed
1		1:51.444	44.043	38.234	29.167	165.6	1:51.444	1		1:53.000	44.558	38.981	29.461	167.4	1:53.000
2		1:46.465	39.156	38.023	29.286	201.4	3:37.909	2		1:47.112	39.349	38.466	29.297	202.2	3:40.112
3		<b>1:46.074</b>	39.031	37.974	<b>29.069</b>	202.2	5:23.983	3		1:46.943	39.187	38.465	<b>29.291</b>	203.0	5:27.055
4		1:46.105	39.009	<b>37.934</b>	29.162	203.0	7:10.088	4		1:47.007	39.031	38.397	29.579	203.0	7:14.062
5		1:46.210	38.980	38.049	29.181	203.0	8:56.298	5		<b>1:46.751</b>	39.068	38.356	29.327	203.0	9:00.813
6		1:46.363	38.995	38.020	29.348	203.3	10:42.661	6		1:46.791	39.028	38.392	29.371	203.3	10:47.604
7		1:46.363	<b>38.961</b>	38.096	29.306	203.0	12:29.024	7		1:47.052	<b>38.978</b>	38.508	29.566	203.7	12:34.656
8		1:46.274	39.009	38.052	29.213	203.0	14:15.298	8		1:47.245	39.111	38.477	29.657	203.0	14:21.901
9		1:46.891	38.988	38.522	29.381	203.0	16:02.189	9		1:46.986	39.089	38.436	29.461	203.3	16:08.887
10		1:46.625	39.102	38.147	29.376	202.2	17:48.814	10		1:47.127	39.290	<b>38.339</b>	29.498	203.0	17:56.014
11		1:47.176	39.209	38.616	29.351	202.6	19:35.990	11		1:47.296	39.177	38.698	29.421	201.8	19:43.310
12		1:47.071	39.163	38.546	29.362	202.6	21:23.061	12		1:47.297	39.234	38.473	29.590	202.2	21:30.607
13		1:46.839	39.125	38.324	29.390	203.3	23:09.900	13		1:48.109	39.224	39.009	29.876	203.3	23:18.716





**Hungaroring**  
**Championnat de France F4**  
**Race - 1**  
**Lap Analysis**



17

Noah Andy

F4 Mygale **36**

Enzo Geraci

F4 Mygale

Junior

Lap	D	Time	Sector 1	Sector 2	Sector 3	T. Spd	Elapsed	Lap	D	Time	Sector 1	Sector 2	Sector 3	T. Spd	Elapsed
1		1:56.854	47.054	39.868	29.932	177.9	1:56.854	1		1:56.432	46.431	40.179	29.822	179.7	1:56.432
2		1:48.711	39.314	39.808	29.589	206.1	3:45.565	2		1:48.464	39.357	39.637	29.470	204.5	3:44.896
3		1:49.440	40.671	38.742	30.027	206.1	5:35.005	3		1:48.675	39.206	39.223	30.246	204.5	5:33.571
4		1:48.100	39.205	39.143	29.752	208.4	7:23.105	4		1:47.957	39.443	38.938	29.576	204.1	7:21.528
5		1:48.542	39.260	38.690	30.592	207.2	9:11.647	5		1:48.343	39.253	38.678	30.412	204.5	9:09.871
6		1:48.167	39.401	38.979	29.787	208.0	10:59.814	6		1:48.669	39.954	39.045	29.670	204.5	10:58.540
7		1:49.389	39.295	40.089	30.005	208.0	12:49.203	7		1:47.707	39.330	38.880	29.497	206.1	12:46.247
8		1:47.490	39.203	38.527	29.760	205.7	14:36.693	8		1:47.710	39.204	38.780	29.726	205.7	14:33.957
9		1:47.856	39.272	38.854	29.730	206.5	16:24.549	9		1:47.929	39.257	39.112	29.560	205.3	16:21.886
10		1:47.807	39.288	38.746	29.773	205.3	18:12.356	10		1:48.123	39.291	38.969	29.863	204.9	18:10.009
11		1:48.123	39.543	38.709	29.871	206.1	20:00.479	11		1:48.132	39.441	38.927	29.764	203.7	19:58.141
12		1:48.153	39.265	38.967	29.921	205.3	21:48.632	12		1:48.303	39.339	39.233	29.731	204.1	21:46.444
13		1:48.214	39.348	38.811	30.055	207.2	23:36.846	13		1:48.161	39.352	39.140	29.669	204.1	23:34.605

22

Daniel Ligier

F4 Mygale **46**

Elliott Vayron

F4 Mygale

Lap	D	Time	Sector 1	Sector 2	Sector 3	T. Spd	Elapsed	Lap	D	Time	Sector 1	Sector 2	Sector 3	T. Spd	Elapsed
1		1:54.481	45.865	39.112	29.504	176.4	1:54.481	1		1:58.366	48.685	39.744	29.937	182.4	1:58.366
2		1:47.335	39.285	38.606	29.444	206.5	3:41.816	2		1:48.380	39.362	39.264	29.754	205.3	3:46.746
3		1:47.179	39.128	38.632	29.419	205.7	5:28.995	3		1:48.549	39.694	38.910	29.945	205.3	5:35.295
4		1:47.019	39.195	38.571	29.253	205.3	7:16.014	4		1:48.193	39.210	39.037	29.946	206.5	7:23.488
5		1:46.834	38.916	38.425	29.493	205.7	9:02.848	5		1:47.805	39.308	38.709	29.788	204.1	9:11.293
6		1:47.107	39.039	38.629	29.439	205.7	10:49.955	6		1:48.016	39.091	39.187	29.738	204.9	10:59.309
7		1:47.051	38.952	38.451	29.648	206.5	12:37.006	7		1:47.895	39.189	39.103	29.603	206.8	12:47.204
8		1:47.116	39.097	38.567	29.452	205.7	14:24.122	8		1:47.936	39.151	38.995	29.790	206.1	14:35.140
9		1:47.324	38.981	38.755	29.588	206.1	16:11.446	9		1:47.657	39.197	38.719	29.741	205.3	16:22.797
10		1:47.474	39.115	38.773	29.586	204.9	17:58.920	10		1:47.851	39.106	38.972	29.773	205.7	18:10.648
11		1:47.285	39.202	38.661	29.422	204.9	19:46.205	11		1:48.234	39.454	38.965	29.815	205.3	19:58.882
12		1:47.541	39.089	38.835	29.617	205.7	21:33.746	12		1:48.353	39.317	39.107	29.929	205.3	21:47.235
13		1:47.536	39.097	38.844	29.595	206.8	23:21.282	13		1:48.254	39.251	39.184	29.819	206.1	23:35.489

30

Gael Julien

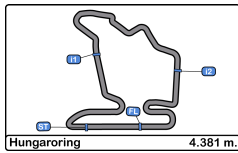
F4 Mygale **51**

Angéline Favario

F4 Mygale

Lap	D	Time	Sector 1	Sector 2	Sector 3	T. Spd	Elapsed	Lap	D	Time	Sector 1	Sector 2	Sector 3	T. Spd	Elapsed
1		1:55.224	46.051	39.618	29.555	174.7	1:55.224	1		1:59.560	49.169	40.555	29.836	181.5	1:59.560
2		1:47.524	39.427	38.667	29.430	203.7	3:42.748	2		1:49.621	39.943	39.750	29.928	203.0	3:49.181
3		1:47.302	39.250	38.490	29.562	205.3	5:30.050	3		1:49.150	39.808	39.544	29.798	204.1	5:38.331
4		1:47.145	39.129	38.577	29.439	204.5	7:17.195	4		1:48.685	39.492	39.565	29.628	203.7	7:27.016
5		1:47.171	39.125	38.559	29.487	204.9	9:04.366	5		1:48.641	39.505	39.415	29.721	204.1	9:15.657
6		1:46.889	39.047	38.384	29.458	206.1	10:51.255	6		1:48.757	39.349	39.603	29.805	205.3	11:04.414
7		1:47.060	39.169	38.423	29.468	205.3	12:38.315	7		1:49.064	39.677	39.617	29.770	203.7	12:53.478
8		1:47.237	39.041	38.655	29.541	205.7	14:25.552	8		1:49.606	39.598	40.090	29.918	203.7	14:43.084
9		1:47.128	39.097	38.485	29.546	205.3	16:12.680	9		1:48.983	39.657	39.469	29.857	203.0	16:32.067
10		1:47.706	39.125	38.877	29.704	205.7	18:00.386	10		1:49.290	39.644	39.852	29.794	203.3	18:21.357
11		1:47.771	39.422	38.749	29.600	204.5	19:48.157	11		1:49.385	39.707	39.727	29.951	203.0	20:10.742
12		1:47.701	39.251	38.910	29.540	203.7	21:35.858	12		1:49.697	39.775	40.053	29.869	202.6	22:00.439
13		1:47.722	39.308	38.870	29.544	205.7	23:23.580	13		1:49.532	39.673	39.896	29.963	203.7	23:49.971





**Hungaroring**  
**Championnat de France F4**  
**Race - 1**  
**Lap Analysis**



66

Enzo Richer

F4 Mygale

Lap	D	Time	Sector 1	Sector 2	Sector 3	T. Spd	Elapsed
1		1:58.227	48.462	39.601	30.164	180.3	1:58.227
2		1:49.289	40.153	39.059	30.077	204.9	3:47.516
3		1:48.260	39.582	38.892	29.786	205.3	5:35.776
4		1:56.880	39.305	47.770	29.805	208.4	7:32.656
5		1:49.267	39.480	39.322	30.465	203.7	9:21.923
6		1:48.564	39.382	39.204	29.978	205.3	11:10.487
7		1:49.259	39.496	39.622	30.141	203.3	12:59.746
8		1:49.053	39.570	39.560	29.923	203.7	14:48.799
9		1:49.405	39.710	39.580	30.115	204.1	16:38.204
10		1:49.901	39.792	39.718	30.391	204.1	18:28.105
11		1:51.529	39.951	40.852	30.726	203.7	20:19.634
12		1:52.160	40.552	41.009	30.599	202.6	22:11.794
13		1:52.354	40.190	41.323	30.841	203.7	24:04.148

68

Hugh Barter

F4 Mygale

Lap	D	Time	Sector 1	Sector 2	Sector 3	T. Spd	Elapsed
1		1:55.738	46.226	39.717	29.795	179.4	1:55.738
2		1:47.671	39.277	38.850	29.544	203.3	3:43.409
3		1:47.191	39.142	38.505	29.544	205.3	5:30.600
4		1:47.399	39.339	38.587	29.473	204.5	7:17.999
5		1:47.079	39.030	38.574	29.475	205.7	9:05.078
6		1:47.095	39.070	38.467	29.558	206.5	10:52.173
7		1:47.694	39.054	38.535	30.105	205.7	12:39.867
8		1:47.662	39.365	38.678	29.619	204.1	14:27.529
9		1:47.261	39.062	38.487	29.712	205.3	16:14.790
10		1:47.673	39.106	38.872	29.695	204.9	18:02.463
11		1:47.756	39.206	38.923	29.627	204.5	19:50.219
12		1:47.742	39.330	38.767	29.645	204.9	21:37.961
13		1:48.095	39.265	39.115	29.715	205.7	23:26.056

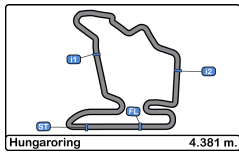
79

Owen Tangavelou

F4 Mygale

Lap	D	Time	Sector 1	Sector 2	Sector 3	T. Spd	Elapsed
1		1:53.710	44.959	39.222	29.529	169.8	1:53.710
2		1:47.507	39.455	38.561	29.491	203.0	3:41.217
3		1:47.021	39.227	38.426	29.368	204.1	5:28.238
4		1:46.907	39.083	38.419	29.405	204.1	7:15.145
5		1:47.243	39.202	38.439	29.602	204.9	9:02.388
6		1:46.938	39.052	38.470	29.416	203.7	10:49.326
7		1:46.965	39.022	38.447	29.496	203.7	12:36.291
8		1:47.011	39.104	38.424	29.483	203.7	14:23.302
9		1:47.261	39.080	38.747	29.434	204.9	16:10.563
10		1:47.250	39.179	38.520	29.551	204.5	17:57.813
11		1:47.722	39.278	38.830	29.614	204.1	19:45.535
12		1:47.419	39.250	38.647	29.522	204.1	21:32.954
13		1:47.870	39.278	39.009	29.583	204.9	23:20.824





**Hungaroring**  
**Championnat de France F4**  
**Race - 1**



**Analysis by Lap**

Num	Lap Time	Gap
<b>Lap 1</b>		
9	1:51.444	
5	1:52.341	00.897
14	1:53.000	01.556
79	1:53.710	02.266
7	1:54.166	02.722
22	1:54.481	03.037
30	1:55.224	03.780
68	1:55.738	04.294
36	1:56.432	04.988
17	1:56.854	05.410
10	1:57.410	05.966
11	1:57.724	06.280
66	1:58.227	06.783
46	1:58.366	06.922
51	1:59.560	08.116

Num	Lap Time	Gap
<b>Lap 2</b>		
9	1:46.465	
5	1:47.055	01.487
14	1:47.112	02.203
79	1:47.507	03.308
22	1:47.335	03.907
7	1:47.948	04.205
30	1:47.524	04.839
68	1:47.671	05.500
36	1:48.464	06.987
17	1:48.711	07.656
10	1:48.651	08.152
11	1:48.710	08.525
46	1:48.380	08.837
66	1:49.289	09.607
51	1:49.621	11.272

Num	Lap Time	Gap
<b>Lap 3</b>		
9	1:46.074	
5	1:46.691	02.104
14	1:46.943	03.072
79	1:47.021	04.255
22	1:47.179	05.012
7	1:47.254	05.385
30	1:47.302	06.067
68	1:47.191	06.617
36	1:48.675	09.588
10	1:47.853	09.931
11	1:48.144	10.595
17	1:49.440	11.022
46	1:48.549	11.312
66	1:48.260	11.793
51	1:49.150	14.348

Num	Lap Time	Gap
<b>Lap 4</b>		
9	1:46.105	
5	1:46.732	02.731
14	1:47.007	03.974
79	1:46.907	05.057

Num	Lap Time	Gap
22	1:47.019	05.926
7	1:47.268	06.548
30	1:47.145	07.107
68	1:47.399	07.911
36	1:47.957	11.440
10	1:48.110	11.936
11	1:47.953	12.443
17	1:48.100	13.017
46	1:48.193	13.400
51	1:48.685	16.928
66	1:56.880	22.568

Num	Lap Time	Gap
<b>Lap 5</b>		
9	1:46.210	
5	1:47.005	03.526
14	1:46.751	04.515
79	1:47.243	06.090
22	1:46.834	06.550
7	1:46.973	07.311
30	1:47.171	08.068
68	1:47.079	08.780
36	1:48.343	13.573
10	1:47.951	13.677
11	1:47.729	13.962
46	1:47.805	14.995
17	1:48.542	15.349
51	1:48.641	19.359
66	1:49.267	25.625

Num	Lap Time	Gap
<b>Lap 6</b>		
9	1:46.363	
5	1:46.952	04.115
14	1:46.791	04.943
79	1:46.938	06.665
22	1:47.107	07.294
7	1:46.837	07.785
30	1:46.889	08.594
68	1:47.095	09.512
10	1:47.587	14.901
36	1:48.669	15.879
11	1:48.759	16.358
46	1:48.016	16.648
17	1:48.167	17.153
51	1:48.757	21.753
66	1:48.564	27.826

Num	Lap Time	Gap
<b>Lap 7</b>		
9	1:46.363	
5	1:47.015	04.767
14	1:47.052	05.632
79	1:46.965	07.267
22	1:47.051	07.982
7	1:47.151	08.573
30	1:47.060	09.291
68	1:47.694	10.843
10	1:47.548	16.086

Num	Lap Time	Gap
36	1:47.707	17.223
11	1:47.707	17.702
46	1:47.895	18.180
17	1:49.389	20.179
51	1:49.064	24.454
66	1:49.259	30.722

Num	Lap Time	Gap
<b>Lap 8</b>		
9	1:46.274	
5	1:46.925	05.418
14	1:47.245	06.603
79	1:47.011	08.004
22	1:47.116	08.824
7	1:46.940	09.239
30	1:47.237	10.254
68	1:47.662	12.231
10	1:47.528	17.340
36	1:47.710	18.659
11	1:47.971	19.399
46	1:47.936	19.842
17	1:47.490	21.395
51	1:49.606	27.786
66	1:49.053	33.501

Num	Lap Time	Gap
<b>Lap 9</b>		
9	1:46.891	
5	1:46.897	05.424
14	1:46.986	06.698
79	1:47.261	08.374
22	1:47.324	09.257
7	1:47.341	09.689
30	1:47.128	10.491
68	1:47.261	12.601
10	1:47.767	18.216
36	1:47.929	19.697
11	1:47.713	20.221
46	1:47.657	20.608
17	1:47.856	22.360
51	1:48.983	29.878
66	1:49.405	36.015

Num	Lap Time	Gap
<b>Lap 10</b>		
9	1:46.625	
5	1:47.004	05.803
14	1:47.127	07.200
79	1:47.250	08.999
22	1:47.474	10.106
7	1:47.593	10.657
30	1:47.706	11.572
68	1:47.673	13.649
10	1:47.623	19.214
36	1:48.123	21.195
11	1:47.944	21.540
46	1:47.851	21.834
17	1:47.807	23.542
51	1:49.290	32.543

Num	Lap Time	Gap
66	1:49.901	39.291

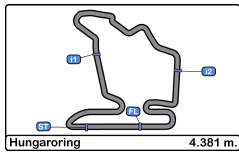
Num	Lap Time	Gap
<b>Lap 11</b>		
9	1:47.176	
5	1:47.104	05.731
14	1:47.296	07.320
79	1:47.722	09.545
22	1:47.285	10.215
7	1:47.419	10.900
30	1:47.771	12.167
68	1:47.756	14.229
10	1:48.104	20.142
36	1:48.132	22.151
11	1:48.230	22.594
46	1:48.234	22.892
17	1:48.123	24.489
51	1:49.385	34.752
66	1:51.529	43.644

Num	Lap Time	Gap
<b>Lap 12</b>		
9	1:47.071	
5	1:47.540	06.200
14	1:47.297	07.546
79	1:47.419	09.893
22	1:47.541	10.685
7	1:47.618	11.447
30	1:47.701	12.797
68	1:47.742	14.900
10	1:48.225	21.296
36	1:48.303	23.383
11	1:48.203	23.726
46	1:48.353	24.174
17	1:48.153	25.571
51	1:49.697	37.378
66	1:52.160	48.733

Num	Lap Time	Gap
<b>Lap 13</b>		
9	1:46.839	
5	1:47.825	07.186
14	1:48.109	08.816
79	1:47.870	10.924
22	1:47.536	11.382
7	1:47.973	12.581
30	1:47.722	13.680
68	1:48.095	16.156
10	1:48.525	22.982
36	1:48.161	24.705
11	1:48.300	25.187
46	1:48.254	25.589
17	1:48.214	26.946
51	1:49.532	40.071
66	1:52.354	54.248







# Hungaroring

## Championnat de France F4

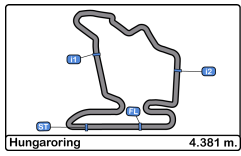
### Race - 1



### Best Sectors Results


Sector - 1			Sector - 2			Sector - 3			Ideal Lap vs Best Lap						
Clas	Nº	Driver	Time	Nº	Driver	Time	Nº	Driver	Time	Clas	Nº	Driver	Ideal Lap	Best Lap	Clas
1	22	Daniel Ligier	38.916	9	Esteban Masson	37.934	9	Esteban Masson	29.069	1	9	Esteban Masson	1:45.964	1:46.074	1
2	9	Esteban Masson	38.961	5	Macéo Capietto	38.137	5	Macéo Capietto	29.211	2	5	Macéo Capietto	1:46.549	1:46.691	2
3	14	Tasanapol Inthraphuvusak	38.978	7	Dario Cabanelas	38.293	22	Daniel Ligier	29.253	3	22	Daniel Ligier	1:46.594	1:46.834	4
4	79	Owen Tangavelou	39.022	14	Tasanapol Inthraphuvusak	38.339	7	Dario Cabanelas	29.270	4	7	Dario Cabanelas	1:46.600	1:46.837	5
5	68	Hugh Barter	39.030	30	Gael Julien	38.384	14	Tasanapol Inthraphuvusak	29.291	5	14	Tasanapol Inthraphuvusak	1:46.608	1:46.751	3
6	7	Dario Cabanelas	39.037	79	Owen Tangavelou	38.419	79	Owen Tangavelou	29.368	6	79	Owen Tangavelou	1:46.809	1:46.907	7
7	30	Gael Julien	39.041	22	Daniel Ligier	38.425	30	Gael Julien	29.430	7	30	Gael Julien	1:46.855	1:46.889	6
8	46	Elliott Vayron	39.091	68	Hugh Barter	38.467	10	Alessandro Giusti	29.451	8	68	Hugh Barter	1:46.970	1:47.079	8
9	11	Pierre-Alexandre Provost	39.180	17	Noah Andy	38.527	36	Enzo Geraci	29.470	9	10	Alessandro Giusti	1:47.243	1:47.528	10
10	5	Macéo Capietto	39.201	10	Alessandro Giusti	38.560	68	Hugh Barter	29.473	10	17	Noah Andy	1:47.319	1:47.490	9
11	17	Noah Andy	39.203	36	Enzo Geraci	38.678	11	Pierre-Alexandre Provost	29.538	11	36	Enzo Geraci	1:47.352	1:47.707	12
12	36	Enzo Geraci	39.204	46	Elliott Vayron	38.709	17	Noah Andy	29.589	12	46	Elliott Vayron	1:47.403	1:47.657	11
13	10	Alessandro Giusti	39.232	11	Pierre-Alexandre Provost	38.748	46	Elliott Vayron	29.603	13	11	Pierre-Alexandre Provost	1:47.466	1:47.707	13
14	66	Enzo Richer	39.305	66	Enzo Richer	38.892	51	Angéline Favario	29.628	14	66	Enzo Richer	1:47.983	1:48.260	14
15	51	Angéline Favario	39.349	51	Angéline Favario	39.415	66	Enzo Richer	29.786	15	51	Angéline Favario	1:48.392	1:48.641	15



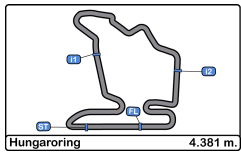


**Hungaroring**  
**Championnat de France F4**  
**Race - 1**  
**Leader Sequence**



N°	Driver	Nat	Team	Nat	Vehicle	Cat	Clas	Start Lap	End Lap	Laps	Total Laps
9	Esteban Masson				F4 Mygale			1	13	13	13

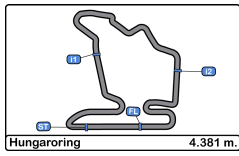




**Hungaroring**  
**Championnat de France F4**  
**Race - 1**  
**Best 5 Lap Times**



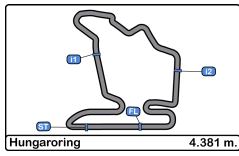
Cls	N°	Driver	Nat	Team	Nat	Vehicle	Cat	Cls	Best 1		Best 2		Best 3		Best 4		Best 5	
									Time	Lap	Time	Lap	Time	Lap	Time	Lap	Time	Lap
1	9	Esteban Masson		FRA		F4 Mygale			<b>1:46.074</b>	3	1:46.105	4	1:46.210	5	1:46.274	8	1:46.363	6
2	5	Macéo Capietto		FRA		F4 Mygale			<b>1:46.691</b>	3	1:46.732	4	1:46.897	9	1:46.925	8	1:46.952	6
3	14	Tasanapol Inthraphuvasak		THA		F4 Mygale			<b>1:46.751</b>	5	1:46.791	6	1:46.943	3	1:46.986	9	1:47.007	4
4	22	Daniel Ligier		FRA		F4 Mygale			<b>1:46.834</b>	5	1:47.019	4	1:47.051	7	1:47.107	6	1:47.116	8
5	7	Dario Cabanelas		CHI		F4 Mygale	Junior	1	<b>1:46.837</b>	6	1:46.940	8	1:46.973	5	1:47.151	7	1:47.254	3
6	30	Gael Julien		FRA		F4 Mygale			<b>1:46.889</b>	6	1:47.060	7	1:47.128	9	1:47.145	4	1:47.171	5
7	79	Owen Tangavelou		FRA		F4 Mygale			<b>1:46.907</b>	4	1:46.938	6	1:46.965	7	1:47.011	8	1:47.021	3
8	68	Hugh Barter		AUS		F4 Mygale			<b>1:47.079</b>	5	1:47.095	6	1:47.191	3	1:47.261	9	1:47.399	4
9	17	Noah Andy		FRA		F4 Mygale			<b>1:47.490</b>	8	1:47.807	10	1:47.856	9	1:48.100	4	1:48.123	11
10	10	Alessandro Giusti		FRA		F4 Mygale	Junior	2	<b>1:47.528</b>	8	1:47.548	7	1:47.587	6	1:47.623	10	1:47.767	9
11	46	Elliott Vayron		FRA		F4 Mygale			<b>1:47.657</b>	9	1:47.805	5	1:47.851	10	1:47.895	7	1:47.936	8
12	11	Pierre-Alexandre Provost		FRA		F4 Mygale	Junior	3	<b>1:47.707</b>	7	1:47.713	9	1:47.729	5	1:47.944	10	1:47.953	4
13	36	Enzo Geraci		FRA		F4 Mygale	Junior	4	<b>1:47.707</b>	7	1:47.710	8	1:47.929	9	1:47.957	4	1:48.123	10
14	66	Enzo Richer		FRA		F4 Mygale			<b>1:48.260</b>	3	1:48.564	6	1:49.053	8	1:49.259	7	1:49.267	5
15	51	Angéline Favario		FRA		F4 Mygale			<b>1:48.641</b>	5	1:48.685	4	1:48.757	6	1:48.983	9	1:49.064	7



**Hungaroring**  
**Championnat de France F4**  
**Race - 1**  
**Best 5 Top Speeds**





Cls	N°	Driver	Nat	Team	Nat	Vehicle	Cat	Cls	Top 1		Top 2		Top 3		Top 4		Top 5		Avg
									Km/h	Lap	Km/h	Lap	Km/h	Lap	Km/h	Lap	Km/h	Lap	
1	17	Noah Andy		PFA		F4 Mygale			208.4	4	208.0	6	208.0	7	207.2	5	207.2	13	207.8
2	66	Enzo Richer		PFA		F4 Mygale			208.4	4	205.3	3	205.3	6	204.9	2	204.1	9	205.6
3	22	Daniel Ligier		PFA		F4 Mygale			206.8	13	206.5	2	206.5	7	206.1	9	205.7	3	206.3
4	46	Elliott Vayron		PFA		F4 Mygale			206.8	7	206.5	4	206.1	8	206.1	13	205.7	10	206.2
5	68	Hugh Barter		AUS		F4 Mygale			206.5	6	205.7	5	205.7	7	205.7	13	205.3	3	205.7
6	7	Dario Cabanelas		CHIÉ		F4 Mygale	Junior	1	206.1	9	204.9	3	204.9	6	204.5	4	204.5	7	205.0
7	10	Alessandro Giusti		PFA		F4 Mygale	Junior	2	206.1	6	205.7	3	205.7	4	205.3	5	204.5	2	205.4
8	11	Pierre-Alexandre Provost		PFA		F4 Mygale	Junior	3	206.1	13	205.7	3	205.3	6	205.3	7	205.3	9	205.5
9	30	Gael Julien		PFA		F4 Mygale			206.1	6	205.7	8	205.7	10	205.7	13	205.3	3	205.7
10	36	Enzo Geraci		PFA		F4 Mygale	Junior	4	206.1	7	205.7	8	205.3	9	204.9	10	204.5	2	205.3
11	51	Angéline Favario		PFA		F4 Mygale			205.3	6	204.1	3	204.1	5	203.7	4	203.7	7	204.2
12	79	Owen Tangavelou		PFA		F4 Mygale			204.9	5	204.9	9	204.9	13	204.5	10	204.1	3	204.7
13	14	Tasanapol Inthraphuvusak		THA		F4 Mygale			203.7	7	203.3	6	203.3	9	203.3	13	203.0	3	203.3
14	5	Macéo Capietto		PFA		F4 Mygale			203.3	3	203.3	4	203.3	7	203.0	6	203.0	13	203.2
15	9	Esteban Masson		PFA		F4 Mygale			203.3	6	203.3	13	203.0	4	203.0	5	203.0	7	203.1

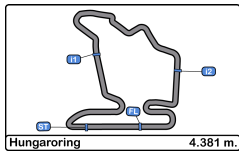


**Hungaroring**  
**Championnat de France F4**  
**Race - 1**  
**Fastest Laps Sequence**



Lap	Time of Day	Session Time	N°	Driver	Nat	Team	Nat	Vehicle	Cat	Time	Km/h
2	11:11:50.084	3:38.084	9	Esteban Masson	 FRA			F4 Mygale		1:46.465	148.1
3	11:13:36.158	5:24.158	9	Esteban Masson	 FRA			F4 Mygale		1:46.074	148.6





# Hungaroring

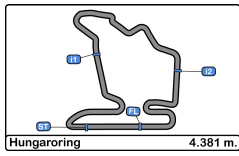
## Championnat de France F4

### Race - 1



### Event Best Maximum Speed

N°	Driver	Nat	Team	Nat	Vehicle	Cat	Clas	Km/h	Session
17	Noah Andy		FRA		F4 Mygale			208.4	Race - 1
66	Enzo Richer		FRA		F4 Mygale			208.4	Race - 1
9	Esteban Masson		FRA		F4 Mygale			208.0	Free Practice
5	Macéo Capietto		FRA		F4 Mygale			206.8	Free Practice
46	Elliott Vayron		FRA		F4 Mygale			206.8	Race - 1
22	Daniel Ligier		FRA		F4 Mygale			206.8	Race - 1
36	Enzo Geraci		FRA		F4 Mygale	Junior	1	206.5	Free Practice
68	Hugh Barter		AUS		F4 Mygale			206.5	Race - 1
30	Gael Julien		FRA		F4 Mygale			206.1	Race - 1
10	Alessandro Giusti		FRA		F4 Mygale	Junior	2	206.1	Race - 1
7	Dario Cabanelas		CHE		F4 Mygale	Junior	3	206.1	Race - 1
11	Pierre-Alexandre Provost		FRA		F4 Mygale	Junior	4	206.1	Race - 1
79	Owen Tangavelou		FRA		F4 Mygale			205.3	Free Practice
51	Angéline Favario		FRA		F4 Mygale			205.3	Race - 1
14	Tasanapol Inthraphuvasak		THA		F4 Mygale			204.1	Free Practice



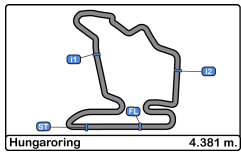
**Hungaroring**  
**Championnat de France F4**  
**Race - 1**  
**Lap Chart**



**LAP**

Nr	Pos	Grid	1	2	3	4	5	6	7	8	9	10	11	12	13
9	1	9	9	9	9	9	9	9	9	9	9	9	9	9	9
5	2	5	5	5	5	5	5	5	5	5	5	5	5	5	5
14	3	14	14	14	14	14	14	14	14	14	14	14	14	14	14
79	4	79	79	79	79	79	79	79	79	79	79	79	79	79	79
7	5	7	7	22	22	22	22	22	22	22	22	22	22	22	22
30	6	30	22	7	7	7	7	7	7	7	7	7	7	7	7
22	7	22	30	30	30	30	30	30	30	30	30	30	30	30	30
10	8	10	68	68	68	68	68	68	68	68	68	68	68	68	68
68	9	68	36	36	36	36	36	10	10	10	10	10	10	10	10
11	10	11	17	17	10	10	10	36	36	36	36	36	36	36	36
17	11	17	10	10	11	11	11	11	11	11	11	11	11	11	11
36	12	36	11	11	17	17	46	46	46	46	46	46	46	46	46
66	13	66	66	46	46	46	17	17	17	17	17	17	17	17	17
46	14	46	46	66	66	51	51	51	51	51	51	51	51	51	51
51	15	51	51	51	51	66	66	66	66	66	66	66	66	66	66

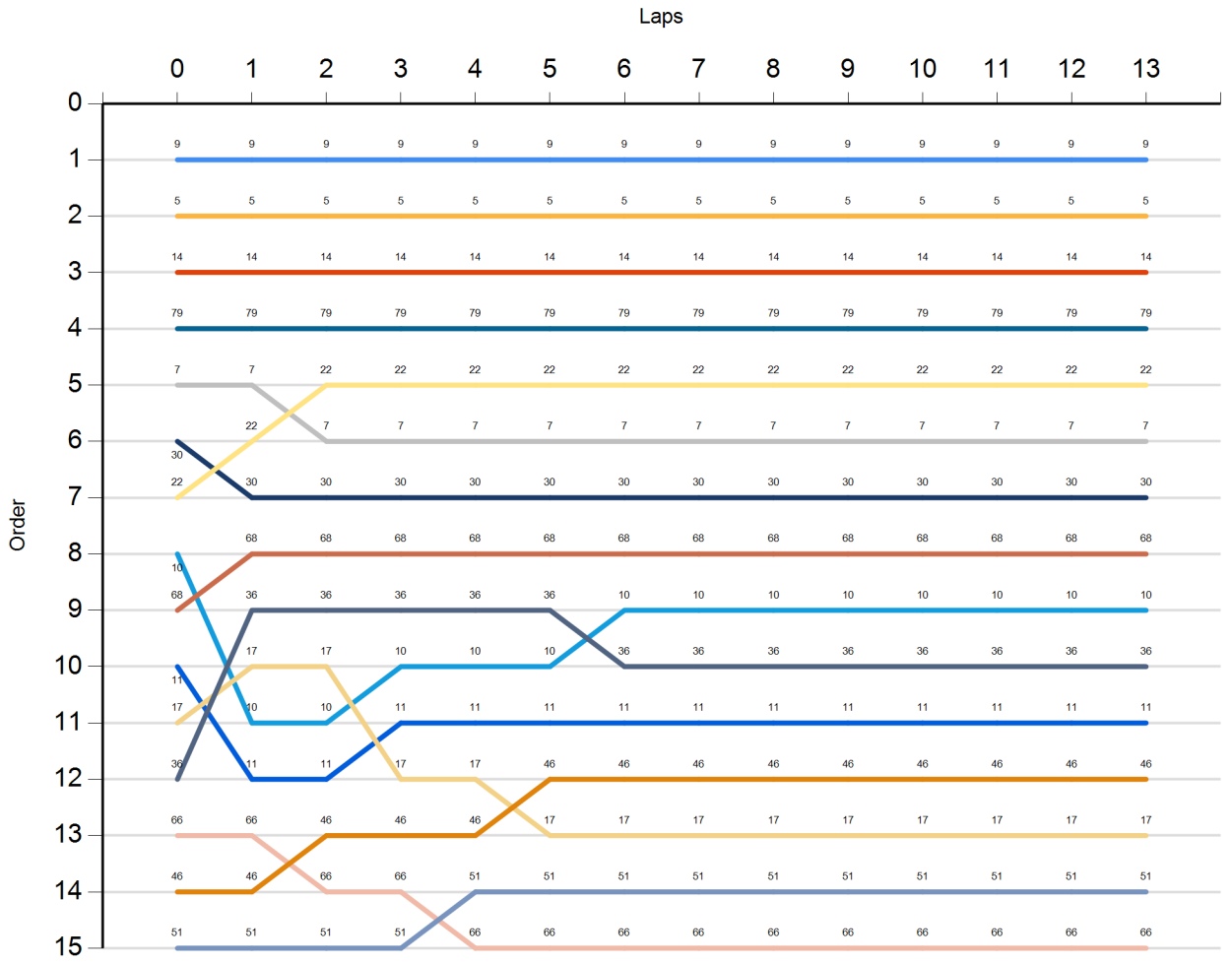




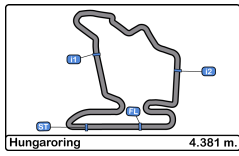
**Hungaroring**  
**Championnat de France F4**  
**Race - 1**  
**Graphic Lap Chart**



- 9
- 5
- 14
- 79
- 7
- 30
- 22
- 10
- 68
- 11
- 17
- 36
- 66
- 46
- 51





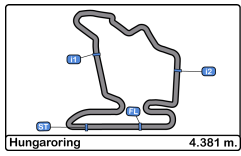


**Hungaroring**  
**Championnat de France F4**  
**Race - 1**  
**Pit Stop Analysis**



N°	In Day Time	Driver	Nat	Team	Nat	Vehicle	Cat	In Time	Stop N°	Pit Time	Handicap	Penalty
----	-------------	--------	-----	------	-----	---------	-----	---------	---------	----------	----------	---------

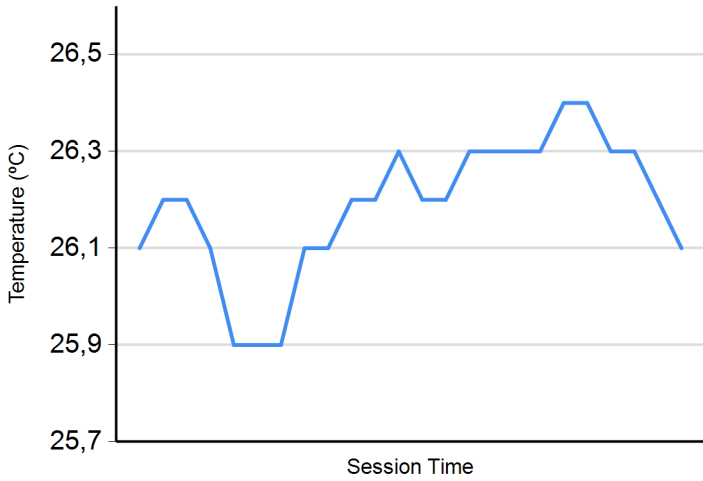




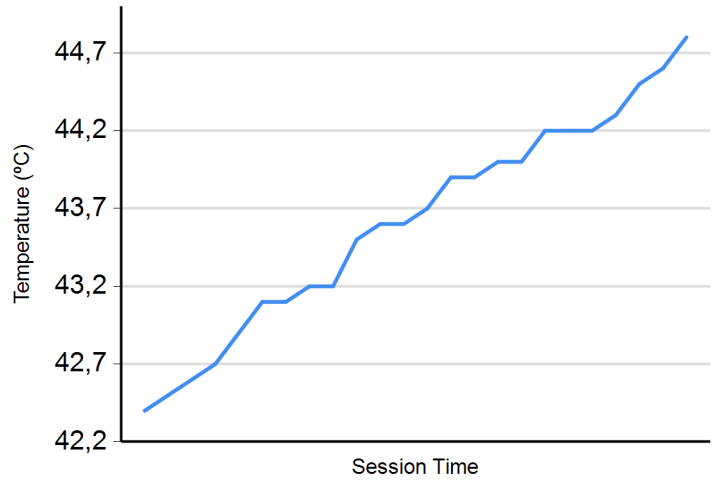
**Hungaroring**  
**Championnat de France F4**  
**Race - 1**  
**Weather Report**



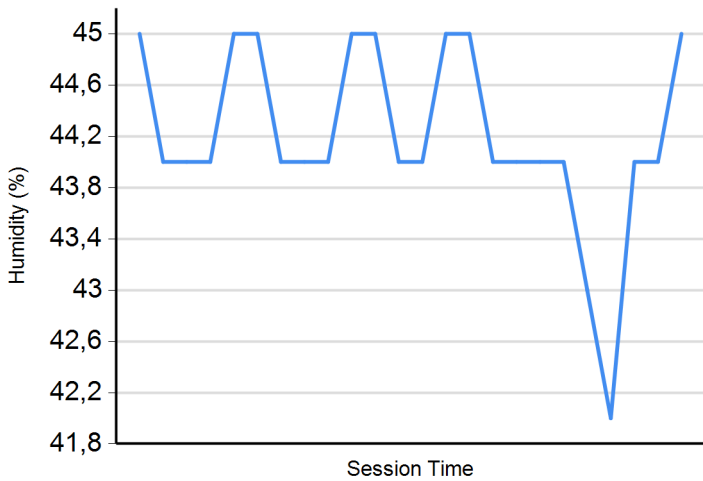
**Air Temperature**



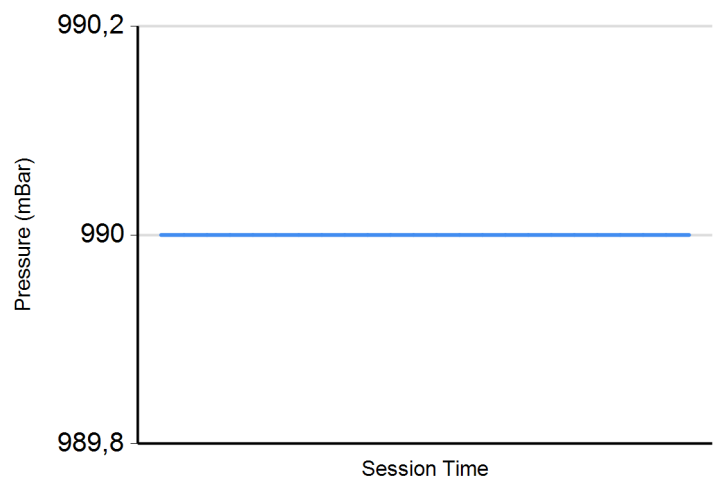
**Track Temperature**



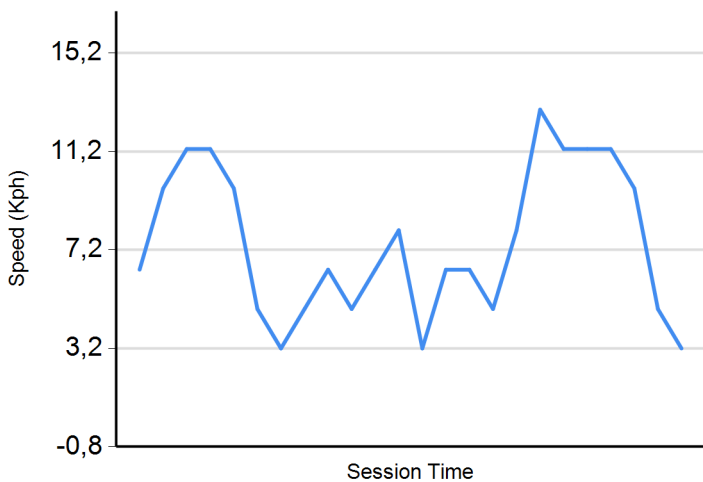
**Humidity**



**Pressure**



**Wind Speed**



**Wind direction**

